


Department of Industries and Commerce A. P.

SURVEY  
OF THE  
HOSIERY INDUSTRY  
IN THE  
UNITED PROVINCES  
(1939)

BY  
ROMESH CHANDRA SRIVASTAVA, M.A.  
*Industrial Surveyor*



1832-252-N3914  
HO

36436

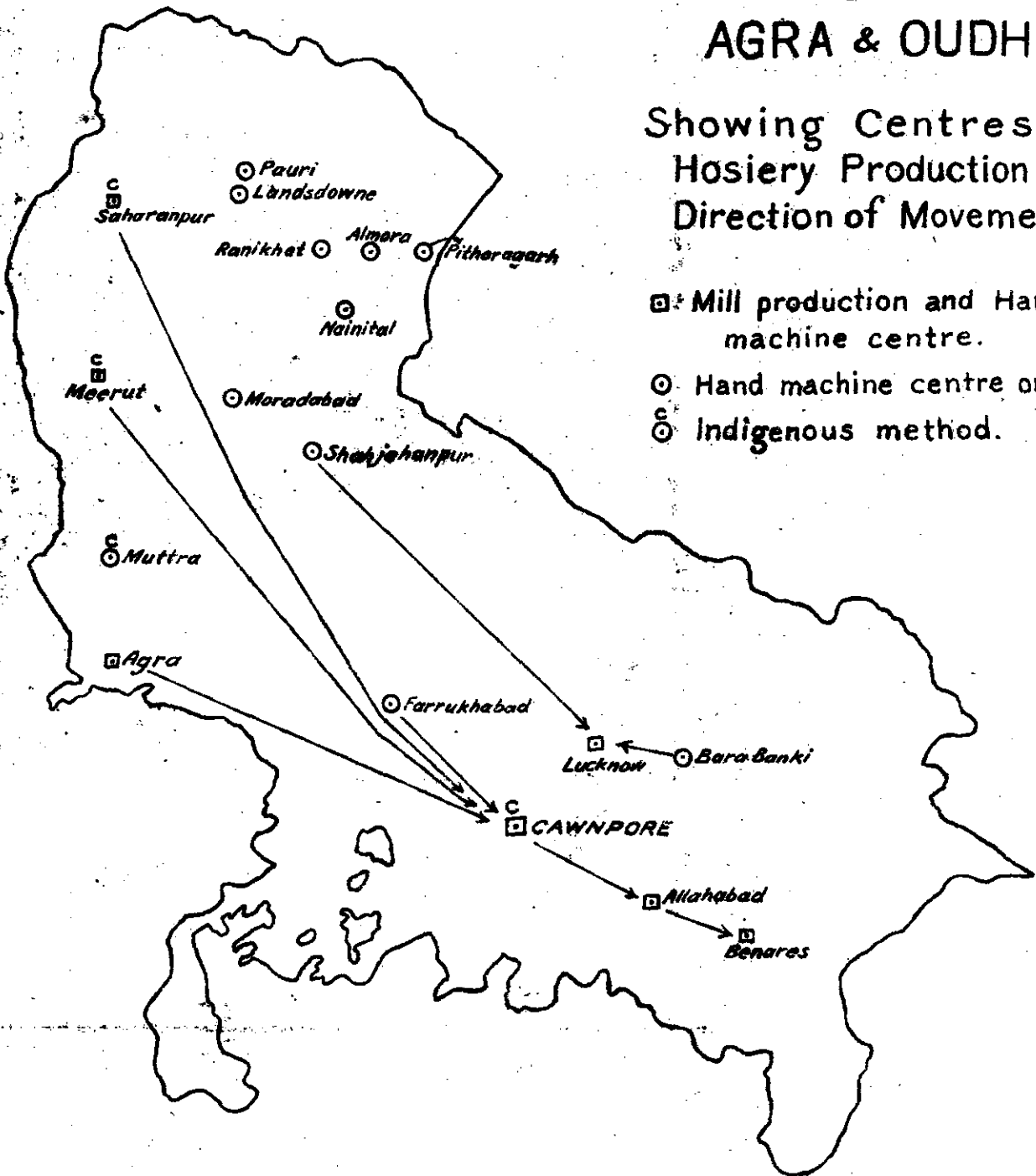
X58832.252.N3914  
HO  
036486

ALLAHABAD:  
PRINTING AND STATIONERY, UNITED PROVINCES, INDIA  
1940

مالک متحدہ      संयुक्त प्रान्त  
 UNITED PROVINCES  
 OF  
 AGRA & OUDH

Showing Centres of  
 Hosiery Production and  
 Direction of Movement.

- ▣ Mill production and Hand machine centre.
- ⊙ Hand machine centre only.
- ⊙ Indigenous method.



\* Cawnpore is the distribution centre for the whole U.P.

## TABLE OF CONTENTS

	PAGE
MAP OF THE UNITED PROVINCES .. .. .	<i>Frontispiece</i>
<b>CHAPTER :</b>	
I—Introduction .. .. .	1-4
II—Raw Materials .. .. .	5-10
III—Labour and Organization .. .. .	11-16
IV—Industrial Finance and Capital .. .. .	17-20
V—Tools and Process of Manufacture .. .. .	21-28
VI—Classification, Outturn and Cost of Production .. .. .	27-32
VII—Imports, Exports and Marketing .. .. .	33-37
<b>BIBLIOGRAPHY</b> .. .. .	37
<b>APPENDICES :</b>	
I—Statement showing the consumption (in lb.) of different types of yarn in different centres of production during brisk and dull season .. .. .	38
IA—Statement showing the value of the raw material consumed at different centres .. .. .	39
II—Wages and Earning Schedule of Cottage Workers .. .. .	40
III—Comparative rates of wages in 1923 and 1930 .. .. .	41
IV—Statement showing the number of different types of machines at various centres of production .. .. .	41
V—Statement showing annual outturn of socks, stockings, under- and outerwears .. .. .	42
VI—Statement showing value of different articles of hosiery goods manufactured out of different yarn at various centres of production .. .. .	43-46
VII—Statement showing the total value of hosiery goods produced at different centres .. .. .	47
VIII—Statement showing imports for hosiery goods in India .. .. .	47
IX—Statement showing the value of imports of hosiery goods .. .. .	48
X—Statement showing the value of imports of cotton and woollen hosiery goods in India from different countries .. .. .	48
<b>DIRECTORY</b> .. .. .	49
<b>CHARTS AND GRAPHS.</b>	

## APPENDIX I

*Statement showing the Consumption in lb. of different types of yarn in different centres of production during brisk and dull season*

Name of centre	Consumption in lb. of yarn in season (September to February)			Consumption in lb. of yarn (off-season)			Total of different yarns			Total for all yarns in lb
	Cotton	Wool	Silk— art, silk— mercerised	Cotton	Wool	Silk— art, silk— mercerised	Cotton	Wool	Mercerised	
1. Cawnpore ..	825,000	100,000	20,000	300,000	15,000	10,000	1,125,000	115,000	30,000	1,270,000
2. Lucknow ..	60,000	2,500	2,000	12,000	500	1,000	72,000	3,000	3,000	78,000
3. Agra ..	48,000	30,000	6,000	10,000	2,500	2,000	58,000	32,500	8,000	98,500
4. Saharanpur ..	56,000	..	2,000	13,000	..	500	69,000	..	2,500	71,500
5. Meerut ..	50,000	..	2,000	12,000	..	500	62,000	..	2,500	64,500
6. Benares ..	32,000	..	1,000	8,000	..	500	40,000	..	1,500	41,500
7. Allahabad ..	26,000	100	1,000	6,000	..	400	32,000	100	1,400	33,500
8. Moradabad ..	12,000	..	500	2,500	..	200	14,500	..	700	15,200
9. Farrukhabad ..	7,800	..	700	2,500	..	200	10,300	..	900	11,200
10. Bara Banki ..	2,000	1,300	850	1,800	..	400	3,800	1,300	1,250	6,350
11. Almora ..	..	6,000	..	..	500	..	..	6,500	..	6,500
12. Naini Tal ..	..	600	..	..	50	..	..	650	..	650
13. Garhwal ..	..	800	..	..	125	..	..	925	..	925
<b>Total</b> ..	<b>1,118,800</b>	<b>141,300</b>	<b>36,050</b>	<b>367,800</b>	<b>18,675</b>	<b>15,700</b>	<b>1,486,000</b>	<b>159,975</b>	<b>51,750</b>	<b>1,698,325</b>

Percentages :

Cotton .. .. .	..	..	..	..	87.6
Wool .. .. .	..	..	..	..	9.0
Silk, etc. .. .	..	..	..	..	3.4

Per cent.

## APPENDIX 1.-A

*Statement showing the Value of the Raw Material consumed at different centres*

	Cotton at Rs.4 per 10 lb.	Wool at Rs.2-8 a lb.	Mercerised art silk, etc. at Rs.0-8 a lb.	Total
	Rs.	Rs.	Rs.	Rs.
1. Cawnpore .. ..	4,50,000	2,87,500	45,000	7,97,500
2. Lucknow .. ..	28,000	7,500	4,500	41,500
3. Agra .. ..	23,200	1,30,750	12,000	1,69,950
4. Saharanpur .. ..	27,600	..	3,750	32,600
5. Meerut .. ..	24,800	..	3,750	29,800
6. Benares .. ..	16,000	..	2,250	19,000
7. Farrukhabad .. ..	4,120	..	1,350	5,920
8. Moradabad .. ..	5,800	..	1,050	7,200
9. Allahabad .. ..	12,800	250	2,100	15,850
10. Bara Banki .. ..	1,520	3,250	1,875	7,270
11. Almora .. ..	..	16,250	..	16,250
12. Naini Tal .. ..	..	1,625	..	1,625
13. Garhwal .. ..	..	2,312	..	2,312
<b>Total .. ..</b>	<b>5,98,840</b>	<b>4,49,437</b>	<b>77,625</b>	<b>11,20,902</b>

## APPENDIX II

### *Wages and Earning Schedule of Cottage Workers*

Name of process	Rough counts of cotton (up to 12s.)			Fine cotton and mercerised				
	Average rate of wages	Capacity (per day) of worker	Earnings of labour	Average rate of wages	Capacity (per day) of worker	Daily earning of worker		
	Rs. a. p.		Rs. a. p.	Rs. a. p.		Rs. a. p.		
I. Winding .. ..	0 4 0	per bundle of 10 lb.	6 lb. a day	0 2 5	0 6 0	bundle of 10 lb.	4 lb. ..	0 2 5
II. Knitting :								
(a) Socks, etc. .. ..	0 6 0	per dozen	1 dozen ..	0 6 0	0 10 0	per dozen	3/4 dozen ..	0 7 6
(b) <i>Banyans</i> .. ..	0 1 0	per lb. of cloth.	10 lb. ..	0 10 0	0 1 6	per lb. of cloth.	7 lb. ..	0 10 6
III. Sewing and cuttings :								
(a) Socks .. ..	0 0 9	a dozen	3 dozen ..	0 2 3	0 1 0	per dozen	3 dozen ..	0 3 0
(b) <i>Banyans</i> .. ..	0 2 6	..	2 .. ..	0 5 0	0 3 0	" "	2 .. ..	0 6 0
IV. Finishing :								
(a) Socks, etc. .. ..	0 0 9	per dozen	4 .. ..	0 3 0	0 1 0	per dozen	4 .. ..	0 4 0
(b) <i>Banyans</i> .. ..	0 1 0	..	3 .. ..	0 3 0	0 1 6	" "	3 .. ..	0 4 6

## APPENDIX III

*Comparative Rates of Wages in 1923 and 1939*

Number of needles in the cylinder	Diameter	Wages in 1923	Wages in 1939	Net reduction in wages per dozen
		Per dozen Rs. a. p.	Per dozen Rs. a. p.	Rs. a. p.
72	2½"	0 10 0	0 3 6	0 6 6
88	2½"	0 11 0	0 4 6	0 6 6
96	3"	0 13 0	0 5 0	0 8 0
108	3"	0 15 0	0 6 0	0 9 0
120	3"	1 0 0	0 8 0	0 8 0
132	3"	1 1 0	0 10 0	0 7 0
144	3"	1 2 0	0 12 0	0 6 0
176	3"	1 6 0	1 0 0	0 6 0

## APPENDIX IV

*Statement showing the Number of different types of Machines at various Centres of Production*

Name of centre	Circular knitting machines	Round socks machines	Flat machines	Total
Saharanpur .. ..	30	200	..	230
Meerut .. ..	25	160	..	185
Agra .. ..	25	70	10	105
Farrukhabad .. ..	..	55	..	55
Lucknow .. ..	10	70	20	108
Allahabad .. ..	5	20	2	27
Benares .. ..	10	25	2	37
Cawnpore .. ..	60	75	4	139
Bara Banki .. ..	..	25	..	25
Almora .. ..	2	20	2	24
Naini Tal .. ..	..	3	..	3
Garhwal .. ..	..	6	..	6
Moradabad .. ..	3	8	..	11
<b>Total</b> .. ..	<b>170</b>	<b>737</b>	<b>40</b>	<b>947</b>

## APPENDIX V

*Statement Showing Annual Outturn of Socks, Stockings, under- and outer wear*

	Socks and hoses, etc.	Under- and outer- wear
Saharanpur .. .. .	35,500 dozens	12,000 dozens
Meerut .. .. .	30,000 ..	11,000 ..
Agra .. .. .	10,500 ..	375,000 ..
Cawnpore .. .. .	75,000 ..	37,000 ..
Lucknow .. .. .	15,000 ..	20,000 ..
Bara Banki .. .. .	4,800 ..	10,000 ..
Allahabad .. .. .	3,100 ..	10,000 ..
Benares .. .. .	4,000 ..	12,500 ..
Moradabad .. .. .	1,500 ..	4,500 ..
Farrukhabad .. .. .	10,500 ..	..
Almor.. .. .	1,500 ..	200
Garhwal .. .. .	450 ..	..
Naini Tal .. .. .	300 ..	..
<b>Total .. .. .</b>	<b>192,150</b>	<b>469,200 dozens</b>



**APPENDIX VI**

*Statement showing value of the different articles of hosiery goods manufactured out of different yarns at various centres of production*

Name of centres	Kind of yarn used	Socks and stockings		Under and outerwears		Other goods			
		Quantity produced	Value	Quantity	Value	Cotton at 8 annas a lb.	Mercerised Re.1 lb.	Wool at Rs. 3 a lb.	Value
Cawnpore ..		Dozens	Rs.	Dozens	Rs.				
	Cotton .. ..	40,000	70,000	3,62,000	9,05,000	..	1,000	..	..
	Mercerised .. ..	25,500	76,500	3,000	24,000	..	500	..	..
	Wool .. ..	9,500	85,500	10,000	2,50,000	..	1,62,500	..	..
	<b>Total</b> ..	<b>75,000</b>	<b>2,32,000</b>	<b>3,75,000</b>	<b>11,79,000</b>	..	<b>17,750</b>	..	..
Agra .. ..									
	Cotton .. ..	7,000	12,250	17,000	42,500	..	..	..	..
	Mercerised .. ..	2,000	6,000	2,000	16,000	..	..	..	..
	Wool .. ..	1,500	13,500	4,500	1,12,500	..	3,000	..	..
	<b>Total</b> ..	<b>10,500</b>	<b>31,750</b>	<b>23,500</b>	<b>1,71,000</b>	..	<b>3,000</b>	..	..
Lucknow.. ..									
	Cotton .. ..	10,600	18,500	19,800	49,500	..	..	..	..
	Mercerised .. ..	4,000	12,000	..	..	..	..	..	..
	Wool .. ..	400	4,500	200	5,000	..	600	..	..
	<b>Total</b> ..	<b>15,000</b>	<b>35,000</b>	<b>20,000</b>	<b>54,500</b>	..	<b>600</b>	..	..

Name of centres	Kind of yarn used	Socks and stockings		Under- and outerwears		Other goods			
		Quantity produced	Value	Quantity	Value	Cotton at 8 annas a lb.	Mercerised at Re.1 a lb.	Wool at Rs. 3 a lb.	Value
		Dozens	Rs.	Dozens	Rs.				
Benares .. ..	Cotton .. ..	2,000	3,500	12,500	31,250	..	..	..	..
	Mercerised .. ..	2,000	6,000	..	..	..	..	..	..
	Wool .. ..	..	..	..	..	..	..	..	..
	Total .. ..	4,000	9,500	12,500	31,250	..	..	..	..
Saharanpur	Cotton .. ..	32,200	56,350	12,000	30,000	..	..	..	..
	Mercerised .. ..	3,300	9,900	..	..	..	..	..	..
	Wool .. ..	..	..	..	..	..	..	..	..
	Total .. ..	35,500	66,250	12,000	30,000	..	..	..	..
Meerut .. ..	Cotton .. ..	26,700	40,725	11,500	28,750	..	..	..	..
	Mercerised .. ..	3,300	9,900	..	..	..	..	..	..
	Wool .. ..	..	..	..	..	..	..	..	..
	Total .. ..	30,000	50,625	11,500	28,750	..	..	..	..

Allahabad	Cotton	1,270	2,222	10,000	25,000	..	..	..	..
	Mercerised	1,800	5,400	..	..	..	..	..	..
	Wool	30	270	..	..	..	..	..	..
	Total	3,100	7,892	10,000	25,000	..	..	..	..
Moradabad	Cotton	700	1,222	4,500	11,250	..	..	..	..
	Mercerised	800	2,400	..	..	..	..	..	..
	Wool	..	..	..	..	..	..	..	..
	Total	1,500	3,622	4,500	11,250	..	..	..	..
Bara Banki	Cotton	2,850	4,987	..	..	..	..	..	..
	Mercerised	1,500	4,500	..	..	..	..	..	..
	Wool	450	4,050	..	..	..	..	..	..
	Total	4,800	13,537	..	..	..	..	..	..
Farrukhabad	Cotton	9,600	16,800	..	..	..	700	..	..
	Mercerised	900	2,700	..	..	..	..	..	..
	Wool	..	..	..	..	..	..	..	..
	Total	10,500	19,500	..	..	..	700	..	..

Name of centres	Kind of yarn used	Socks and stockings		Under- and outerwears		Other goods			
		Quantity produced Dozens	Value	Quantity Dozens	Value	Cotton at 8 annas a lb.	Mercerised at Re.1 a lb.	Wool at Rs.8 a lb.	Value
			Rs.		Rs.		Rs.		
Almora .. ..	Wool .. ..	1,500	18,500	200	5,000	..	400	..	..
	Total .. ..	1,500	18,500	200	4,000	..	400	..	..
Naini Tal .. ..	Wool .. ..	300	2,700	..	..	..	..	..	..
	Total .. ..	300	2,700	..	..	..	..	..	..
Garhwal .. ..	Wool .. ..	450	4,050	..	..	..	..	..	..
	Total .. ..	450	4,050	..	..	..	..	..	..

APPENDIX VII

Statement showing the Total Value of the Hosiery Goods produced at different Centres

	Rs.
Cawnpore .. .. .	14,28,750
Agra .. .. .	2,05,750
Benares .. .. .	31,250
Saharanpur .. .. .	96,250
Meerut .. .. .	65,375
Allahabad .. .. .	32,892
Moradabad .. .. .	14,872
Farrukhabad .. .. .	19,500
Lucknow .. .. .	90,100
Bara Banki .. .. .	13,537
Almora .. .. .	18,500
Garhwal .. .. .	4,050
Naini Tal .. .. .	2,700
<b>Total</b> .. .. .	<b>20,43,526</b>

APPENDIX VIII

Statement showing Imports of Hosiery goods in India

	Cotton in lb.			Wool in lb.		Silk in lb.	Art silk in lb.
	In the piece (knitted fabric)	Socks and stockings	Under-wears	Knitted apparel	Other sorts	Socks and stockings	Socks and stockings
1935-36 ..	8,775	548,128	1,981,972	435,504	173,940	7,782	221,845
1936-37 ..	13,708	416,339	1,727,451	356,256	109,879	9,460	159,653
1937-38 ..	40,150	637,125	891,947	259,666	116,896	8,599	414,733

Import of cotton socks and stockings in dozen pairs—1935-36—708,606 dozen pairs.  
 1936-37—581,306     "  
 1937-38—933,576     "  
 Import of cotton underwears in dozens     — 1935-36—1,292,457 dozens.  
 1936-37—917,324     "  
 1937-38—553,330     "

Note—The figures for other silk and Art silk goods are not available.

Cotton goods classified under "Others" is also imported (the figures for the weight, of which are not available) their value is as below :

1935-36—Rs.18,38,571.  
 1936-37—Rs.6,48,801.  
 1937-38—Rs.5,55,554.

## APPENDIX IX

*Statement showing the Value of Imports of Hosiery goods*

	1935-36	1936-37	1937-38
	Rs.	Rs.	Rs.
Cotton hosiery goods .. .. .	50,06,876	32,71,171	29,04,442
Silk hosiery goods (socks and stockings) ..	1,02,767	1,07,105	1,24,945
Art silk hosiery goods (socks and stockings) ..	4 23,801	3,06,260	8,12,752
Woollen hosiery goods .. .. .	17,47,651	14,48,964	13,97,553
<b>Total ..</b>	<b>72,81,095</b>	<b>51,33,499</b>	<b>52,39,661</b>

## APPENDIX X

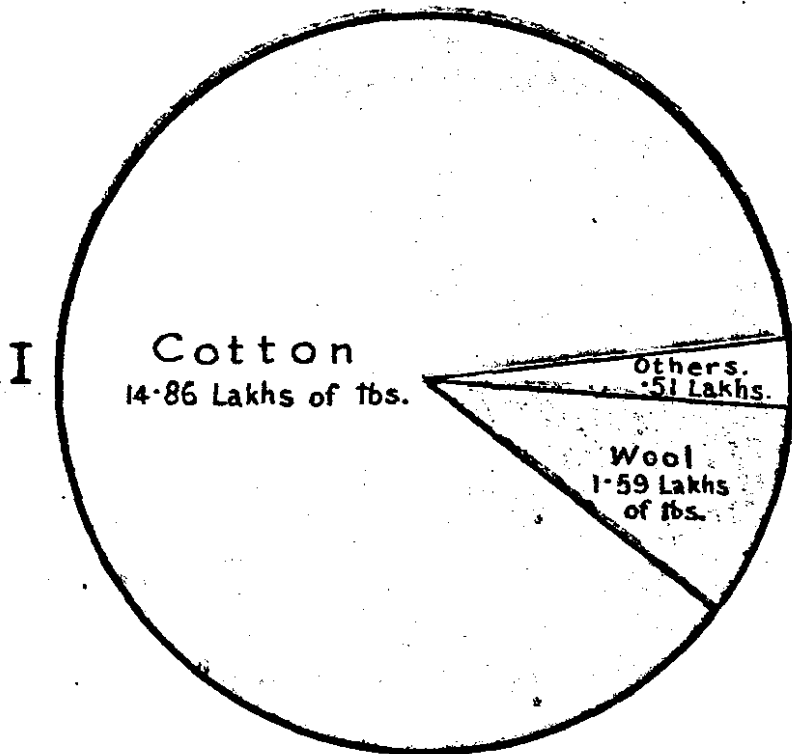
*Statement showing the Value of Import of Cotton and Woollen Hosiery goods in India from different Countries*

Cotton hosiery	1935-36	1936-37	1937-38
	Rs.	Rs.	Rs.
United Kingdom .. .. .	1,45,505	1,20,780	1,09,659
Japan .. .. .	46,11,280	28,90,899	25,08,514
Other countries .. .. .	2,49,551	2,59,492	2,86,269
<b>Total for Cotton hosiery ..</b>	<b>50,06,876</b>	<b>32,71,171</b>	<b>29,04,442</b>
Woollen Hosiery	1935-36	1936-37	1937-38
United Kingdom .. .. .	5,80,726	5,27,686	5,69,437
Japan .. .. .	11,38,576	8,92,056	7,51,243
Other countries .. .. .	19,349	29,222	76,842
<b>Total for Woollen hosiery ..</b>	<b>17,47,651</b>	<b>14,48,964</b>	<b>13,97,522</b>

Showing quantity of different kinds of yarn consumed.

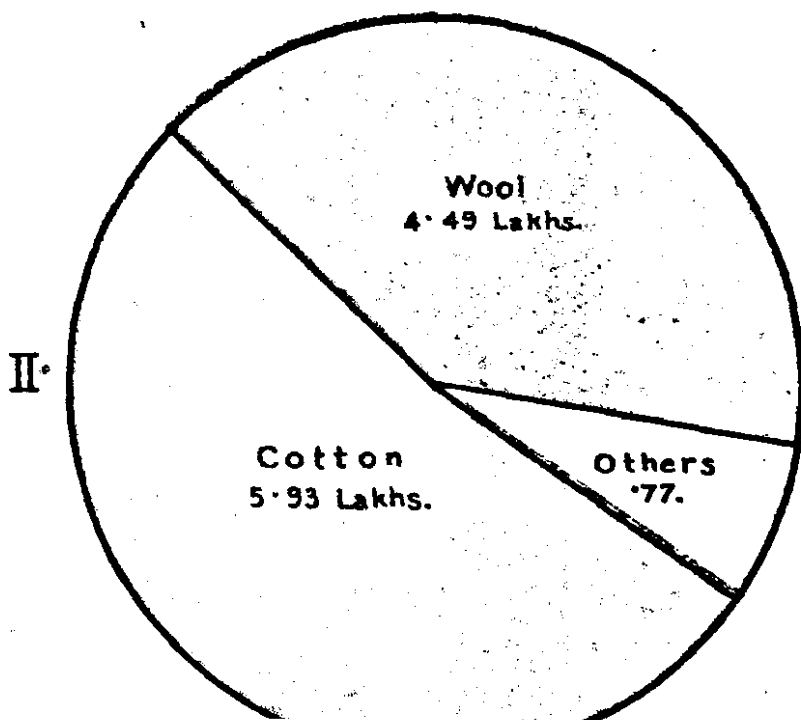
Total consumption of all yarns

16.96 Lakhs of lbs.



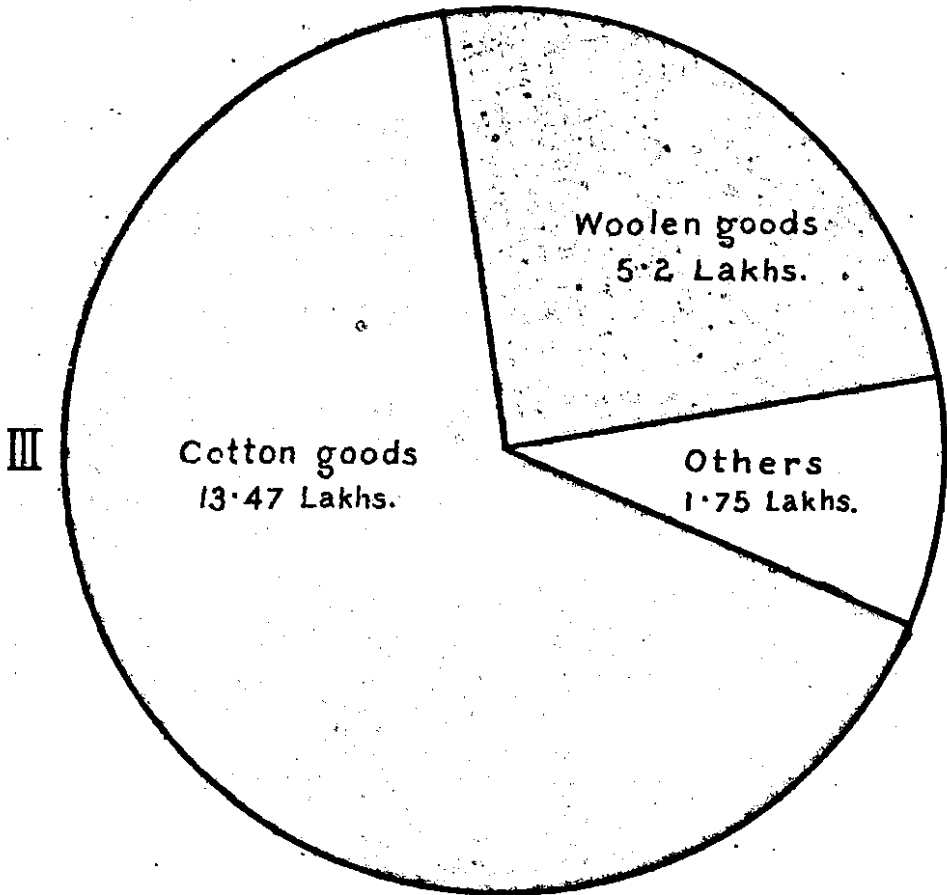
Showing the value of different kinds of yarns consumed.

Total value = Rs. 11.19.



Showing the value of Hosiery goods from different fibres produced in the province.

Total value = 20.42.





## DIRECTORY

### List of Hosiery Mills working with power

1. Dayalbagh Hosiery Mills, Dayalbagh, Agra.
2. Agra Hosiery Mills, Agra.
3. Kamla Hosiery Mills & Messrs. Juggilal Kamlapat, Cawnpore.
4. Cawnpore Textiles, Cawnpore.
5. Misra Hosiery Factory, Cawnpore.
6. Gauri Hosiery Factory, Rail Bazar, Cawnpore.
7. Kaseera Hosiery Factory, Nachghar, Cawnpore.
- \*8. Cawnpore Dyeing, Cawnpore.
9. Pukka Hosiery Factory, Soutergunj, Cawnpore.
10. U. P. Co-operative Knitting & Weaving Society, Ltd., Gotaiya, Cawnpore.
- \*11. Cawnpore Woollen Mills (Hosiery Department), Cawnpore.
- \*12. Elgin Mills (Hosiery Department), Cawnpore.
- \*13. Muir Mills (Hosiery Department), Cawnpore.
- \*14. New Victoria Mills, Cawnpore.
- \*15. R. G. Cotton Mills Hosiery Section, Talkatora, Lucknow.

\*Those marked with asterisk do Hosiery manufacture as a side business.

### List of Hosiery Machine Manufacturers and details

1. Dayalbagh Engineering Works, Agra.
2. Nek Mohammad, Behat, district Saharanpur.
3. Nazir Ahmad & Sons, Engineers Bomanji Road, Saharanpur.
4. Ali Bux *alias* Rulia, Sarai Behlin, Meerut.
5. M. G. Misra, Representative of Messrs. Wildt. & Co., Ltd., Leicester, Misra Hosiery, Cawnpore.

### List of Hosiery Factories worked by power.

1. Jubilee Hosiery Factory, Misribagh, Allahabad.
2. Benares Hosiery Factory, Chowkhamba, Benares.
3. Paddy Hosiery Factory, Gaighat, Benares.
4. Sheopur Hosiery Factory, Benares.
5. Amroha Hosiery Factory, Amroha.
6. Singh Hosiery Factory, Meerut.
7. Chaman Hosiery Factory, Meerut.
8. Abdul Kareem Abdul Hakim, Saharanpur.
9. Haji Jan and Noor Bux, Saharanpur.
10. Woollen Hosiery Factory, Makhania Bazar, Cawnpore.
11. Chemoli Hosiery Factory, Cawnpore.
12. Krishna Knitting Factory, Dafawan, Lucknow.

**List of medium and small sized manufacturers of Hosiery goods  
working generally with hand machines**

1. Dayalbagh Cottage Industry, Hosiery Section, Agra.
2. Lala Bugga Mal, Hosiery Manufacturer, Agra.
3. Gulab Chand Lachmi Chand, Hosiery Manufacturer, Agra.
4. Prayag Hosiery, Meerapur, Allahabad.
5. M. D. Lyall & Co. Katghar, Allahabad.
6. Tirbeni Hosiery Works, Club Road, Allahabad.
7. Farid Hosiery, tahsil Karchana, Allahabad.
8. Ashfaque Hosiery, tahsil Karchana, Allahabad.
9. Kumaon Knitting Factory, Almora.
10. Hira Knitting Factory, Almora.
11. Almora Knitting & Weaving Factory, Almora.
12. Hindustan Knitting Factory, Ranikhet, Almora.
13. Prem Vidyalaya Knitting Section, Tarkhet, Almora.
14. Nathu, Pithoragarh, Almora.
15. Tandon Hosiery Works, Bara Banki.
16. Neem Chand, Cawnpore.
17. P. L. Nanakshahi, Aminabad, Lucknow.
18. Rama Knitting, 2055 Canning Street, Lucknow.
19. National Hosiery Factory, Lucknow.
20. Onkar Hosiery, Nala Fatehganj, Lucknow.
21. Ram Lal, Ganna Gali, Lucknow.
22. Bhukhan Lal, Ganeshganj, Taia, Lucknow.
23. Ganesh Prasad, Fatehgunj, Lucknow.
24. Farooque Mirza, Katra Abu Tarab, Chowk, Lucknow.
25. Phool Chand, Choore Wale Gali, Lucknow.
26. Gambhie Mal Johi, Chowk, Lucknow.
27. Banwari Lal, Raja ki Bazar, Lucknow.
28. Habibul Hasan, Aminabad Park, Lucknow.
29. Ramesh Knitting Works, Garhwal.
30. Shiam Bihari, Gaighat, Benares.
31. Paddy Hosiery, Gaighat, Benares.
32. Good Luck Hosiery, Benares.
33. Jagan Hosiery Works Bhatwara, Meerut.
34. Chaman Hosiery Works, Bhatwara, Meerut.
35. Radha Hosiery Works, Bhatwara, Meerut.
36. Ibrahim Hosiery Works, Bhatwara, Meerut.
37. Illahi Bux Hosiery Works, Bhatwara, Meerut.

38. Hafiz Abdul Razzaque, Sarai Behlin, Meerut.
39. Nanua, Sarai Behlin, Meerut.
40. Chowdhry Kallan, Sarai Behlin, Meerut.
41. Hafiz Allim Ullah, Belai Jori, Meerut.
42. Haji Abdul Rahman, Belai Jori, Meerut.
43. Prema Hosiery, Shahpier Gate, Meerut.
44. Cheap Hosiery, Shahpier Gate, Meerut.
45. Fakir Chand, Nisari Darwaza, Meerut.
46. Lalkurti Hosiery Works, Cantonment, Meerut.
47. Sharma Hosiery, Nisari Gate, Meerut.
48. Kailash Hosiery, Pera Mal ka Bazar, Meerut.
49. Ghaffoor Hosiery, Pera Mal ka Bazar, Meerut.
50. Alla Bux, Zafta Khan ka Purwa, Meerut.
51. Mohammad Ishaq Ali, Haranbara, Saharanpur.
52. Fazal Mohammad, Haranbara, Saharanpur.
53. Mohammad Din, Haranbara, Saharanpur.
54. Chottan Khan, Haranbara, Saharanpur.
55. Imam Uddin Kadri Bux, Haranbara, Saharanpur.
56. Mukhtar & Umar Khan, Haranbara, Saharanpur.
57. Abdul Majeed Azimuddin, Haranbara, Saharanpur.
58. Nisar Ahmad Mohammad Siddique, Haranbara, Saharanpur.
59. Shebrati, Chakrata Road, Saharanpur.
60. Abdul Waheed Alla Bux, Chakrata Road, Saharanpur.
61. Abdul Hameed Ali Ahmad, Haranbara, Saharanpur.
62. Chota Kale Khan, Haranbara, Saharanpur.
63. Mohammad Shah Bhore Shah, Jogian, Saharanpur.
64. Abdul Majeed Mohammad Rizwan, Misran, Saharanpur.
65. Mushtaque Mukhtar Ahmad, Misran, Saharanpur.
66. Dost Mohammad Rashid Ahmad, Jogian, Saharanpur.
67. Haji Jan Mohammad Noor Bux, Jogian, Saharanpur.
68. Rashid Ahmad Duresh, Jogian, Saharanpur.
69. Din Mohammad, Haranbara, Saharanpur.
70. Abdul Aziz, Haranbara, Saharanpur.
71. Mohammad Ahmad, Ghulam Mohammad, Haranbara, Saharanpur.
72. Shareef & Zareef, Jogian, Saharanpur.
73. Mithan Lal & Sons Hosiery Manufacturers & Dealers, Bara Bazar, Naini Tal.
74. Amjad Khan Jargae, Belai Jori, Meerut.
75. Hamied, Belai Jori, Meerut.

76. Bundoo, Belai Jori, Meerut.
77. Lalman Bharatji, Sadhwara, Farrukhabad.
78. Gajraj Narain, Sadhwara, Farrukhabad.
79. Suraj, Sadhwara, Farrukhabad.
80. Munno Lal Japan Lal, Sadhwara, Farrukhabad.
81. Mohan Lal, Sadhwara, Farrukhabad.
82. Sua Lal, Sadhwara, Farrukhabad.
83. Someshwar, Sadhwara, Farrukhabad.
84. Hafiz Anayat, Bibi Shahih ki Masjid, Farrukhabad.
85. Shabbir, Bibi Shahih ki Masjid, Farrukhabad.
86. Hajee Rahmat & Aggu Mian, Shahigunj, Farrukhabad.
87. Raja, Bibi Shahih ki Masjid, Farrukhabad.
88. German, Sadhwara, Farrukhabad.
89. Sukhbasi, Sadhwara, Farrukhabad.
90. Shabbir, Sadhwara, Farrukhabad.
91. Afsar Khan, Sadhwara, Farrukhabad.