

DEPARTMENT OF STATISTICS, INDIA.

WAR PRICES AND HOUSE RENTS.

STATISTICS SHOWING (1) WHOLESALE AND RETAIL PRICES, AND (2) HOUSE RENTS, AT THE END OF DECEMBER, 1917, AS COMPARED WITH THE PRE-WAR LEVEL (JULY, 1914), AUGUST, 1915, 1916, AND 1917, WITH AN INTRODUCTORY NOTE.



Published by order of the Governor-General in Council.

24259

XA:322-76.2.N1
E8
24259

CALCUTTA
SUPERINTENDENT GOVERNMENT PRINTING, INDIA
1918

XA:322-76.2.N1
E8
024259

Price Rs. 1-4 or 25.

Publications of the Department of Statistics, India.

[These Publications are obtainable from the Superintendent, Government Printing, India, Calcutta. Remittances should be made by postal or money order and should include forwarding charges, as indicated in brackets opposite each publication.]

ANNUAL.

1. Review of the Trade of India. As. 12. (2a.)
2. Accounts relating to the Sea-borne Trade of British India for the Calendar year. As. 8. (3a.)
3. Annual Statement of the Foreign Sea-borne Trade and Navigation of British India :—
 Vol. I.—Abstract and detailed Tables of Imports and Exports. R4. (R1.)
 Vol. II.—Abstract and detailed Tables of Trade and Shipping with each country and at each Port; and the Tables relating to the trade of Aden and of the French and Portuguese Possessions of India. R4-12. (12a.)
4. Annual Statement of the Coasting Trade and Navigation of British India. R3. (7a.)
5. Inland Trade (Rail and River-borne) of India. R1-12. (6a.)
6. Report on the Trade carried by Rail and River in Bengal. R3-3. (5a.)*
7. Report on the Trade of Bengal with Nepal, Tibet, Sikkim and Bhutan. As. 13. (2a.)*
8. Prices and Wages in India. R2. (9a.)
9. Statistical Abstract for British India—Vol. I.—Commercial Statistics. R1-8.
10. " " " " Vol. II.—Financial Statistics (R1-8).
11. " " " " Vol. III.—Public Health. R1.
12. " " " " Vol. IV.—Administrative, Judicial, etc. R1-4.
13. " " " " Vol. V.—Education. R1-6.
14. Agricultural Statistics of India—
 Vol. I.—British India. R2 (12a.)
 Vol. II.—Native States. R1. (4a.)
15. Summary Tables of the Agricultural Statistics of British India. As. 4.
16. Estimates of Area and Yield of principal Crops in India. As. 8. (2a.)
17. Preliminary Statement showing the Area and Yield of principal crops in India. Half anna.
18. Report on the Production of Tea in India. As. 8. (2a.)
19. Report on the Production and Consumption of Coal in India. As. 12. (2a. 6p.)
20. Statistics relating to Joint Stock Companies in British India and Mysore. R3. (2a.)
21. Variations in Indian Price Levels from 1861 expressed in Index numbers. As. 12. (3a.)
22. Statistical Tables relating to Banks in India with a Map, Introductory Memorandum and Banking Directory. R1-12.
23. Cotton Pressing Factories and Cotton Spinning Mills in India 1916-17. R1-10.

NOTE.—(Those marked with an asterisk (*) to be obtained from the officer in charge, Bengal Secretariat Book Dept.)

HALF-YEARLY.

24. Increase or decrease in the Capital of Companies incorporated in India and registered under the Indian Companies Act. Half anna.

QUARTERLY.

25. Inland Trade (Rail and River-borne) of India. As. 8. (2a.)
26. Rate List (of stores purchased in England for Government Departments in India). As. 8.

MONTHLY.

27. Accounts of the Foreign Sea-borne Trade and Navigation of British India. As. 8. (2a.)
28. Review of the Sea-borne Trade and Navigation of British India. As. 4.
29. Accounts relating to the Trade by land of British India with foreign countries. As. 8. (2a.)
30. Statistics of Cotton Spinning and Weaving in Indian Mills. As. 2. (1a.)
31. Trade Fluctuations in selected articles. Anna 1 and pies 6.
32. Calcutta Trade Fluctuations. As. 2.
33. Customs Revenue Statement. Half anna.
34. Joint Stock Companies registered in British India and Mysore. Half anna.

FORTNIGHTLY.

35. Wholesale and Retail Prices of cereals, pulses, oilseeds, sugar, salt, etc., in India. As. 6.
36. Wholesale and Retail Prices of wheat in India. Anna 1 and pies 6.
37. Cotton Press Returns. Half anna.

WEEKLY.

38. Weekly imports and exports from Chief Ports of wheat, jute and cotton. Half anna.

MISCELLANEOUS.

39. Memorandum and Statistical Tables relating to the Trade of India with Germany and Austria-Hungary. As. 8. (2a.)
40. List of Factories and other large Industries in India. R3-12.

[Continued on page 3 of cover.]

DEPARTMENT OF STATISTICS, INDIA.

Dhananjayrao Gadgil Library



GIPE-PUNE-024259

WAR PRICES AND HOUSE RENTS.

STATISTICS SHOWING (1) WHOLESALE AND RETAIL PRICES, AND (2) HOUSE RENTS, AT THE END OF DECEMBER, 1917, AS COMPARED WITH THE PRE-WAR LEVEL (JULY, 1914), AUGUST, 1915, 1916; AND 1917, WITH AN INTRODUCTORY NOTE.

24259



Published by order of the Governor-General in Council.

CALCUTTA
SUPERINTENDENT GOVERNMENT PRINTING, INDIA
1918,

Price Rs. 1-4 or 2s.

[No. 581].

Prices Publications issued by the Department of Statistics, India.

(These are obtainable from the Superintendent, Government Printing, India,
8, Hastings Street, Calcutta.)

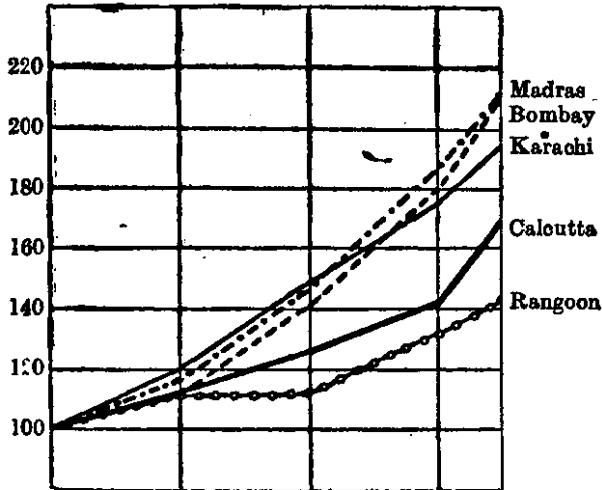
1. Fortnightly prices of food-grains, oilseeds, sugar, etc., in India. As. 6.
2. " " wheat in India. Anna 1 and pies 6.
3. Prices and Wages in India (Annual) Rs. 2.
4. Memorandum and Statistical Tables relating to Prices and Freights in India since the outbreak of war (issued in 1915). Rs. 2-8-0.
5. Prices and Freights during the first year of war. Annas 12.
6. Prices and Freights after three years of war. Anna 1.
7. War Prices and Freights at the end of September 1917. Anna 1.

MOVEMENT OF PRICES AND HOUSE RENTS SINCE THE OUTBREAK OF WAR.

WHOLESALE PRICES.

(General Average.)

July '14. Aug. '15. Aug. '16. Aug. '17. Dec. '17.

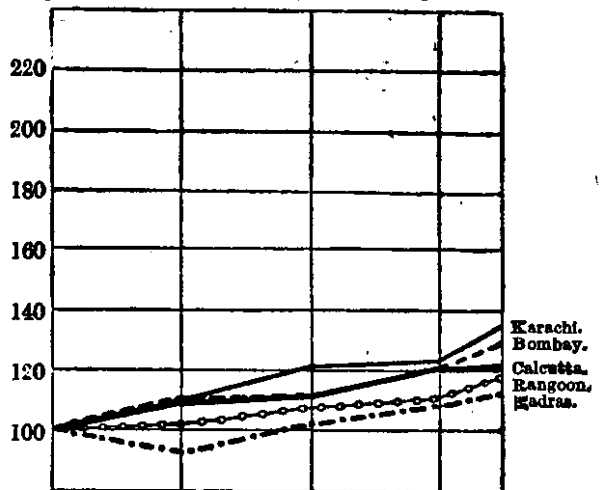


July '14. Aug. '15. Aug. '16. Aug. '17. Dec. '17.

RETAIL PRICES.

(General Average.)

July '14. Aug. '15. Aug. '16. Aug. '17. Dec. '17.

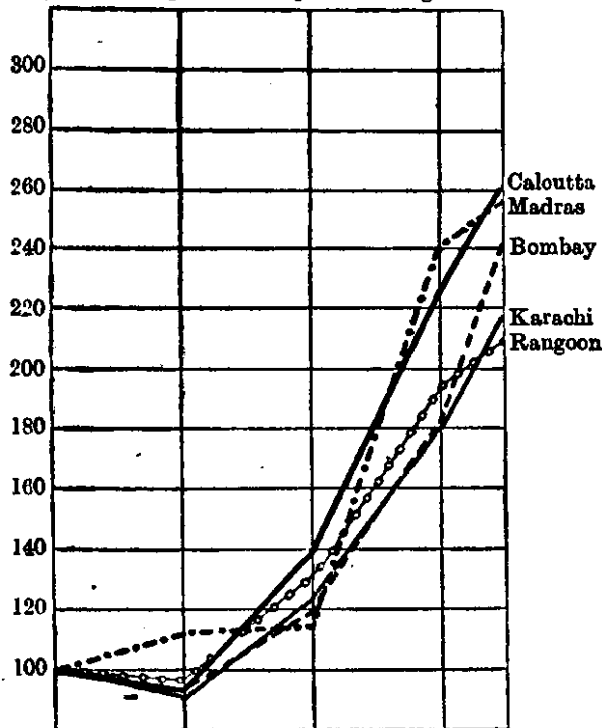


July '14. Aug. '15. Aug. '16. Aug. '17. Dec. '17.

COTTON PIECE-GOODS.

(Wholesale Prices.)

July '14. Aug. '15. Aug. '16. Aug. '17. Dec. '17.

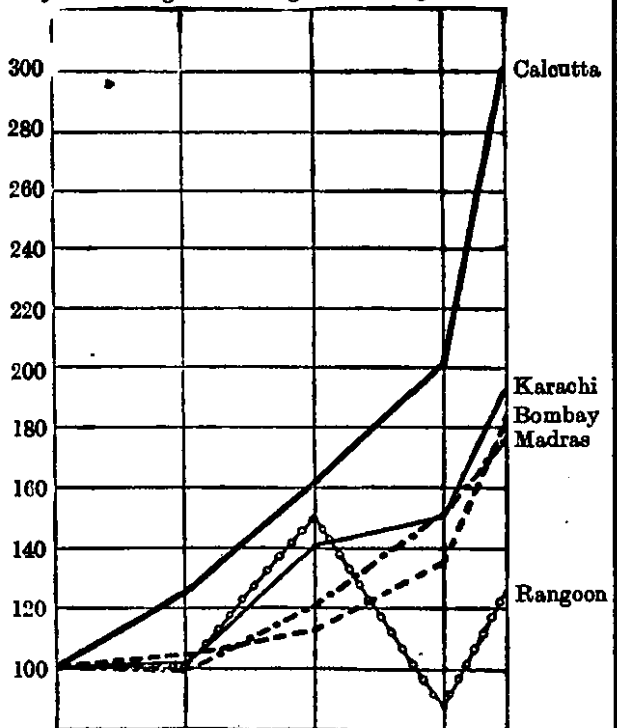


July '14. Aug. '15. Aug. '16. Aug. '17. Dec. '17.

SALT.

(Retail Prices.)

July '14. Aug. '15. Aug. '16. Aug. '17. Dec. '17.

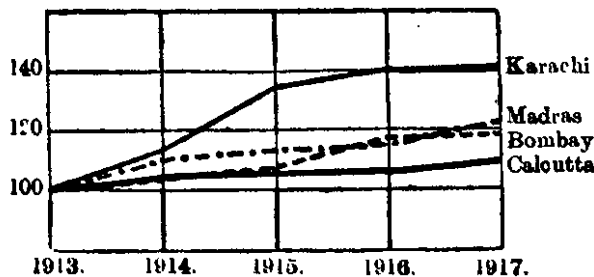


July '14. Aug. '15. Aug. '16. Aug. '17. Dec. '17.

HOUSE RENTS.

(General Average.)

1913. 1914. 1915. 1916. 1917.

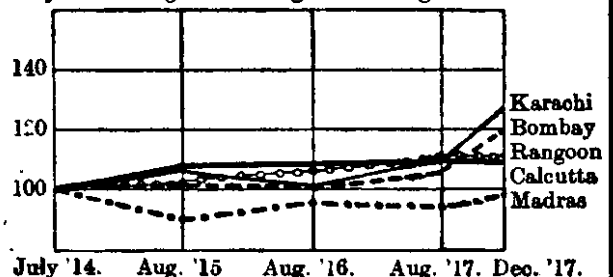


1913. 1914. 1915. 1916. 1917.

FOOD-GRAINS.

(Retail Prices.)

July '14. Aug. '15. Aug. '16. Aug. '17. Dec. '17.



July '14. Aug. '15. Aug. '16. Aug. '17. Dec. '17.

NOTE.—1. Prices at the end of July 1914 (pre-war month)=100 for all ports except Rangoon in the case of retail prices, for which prices at the middle of August 1914=100.
2. House rents in 1913 (pre-war year)=100.

CONTENTS

	PAGE.
CHARTS—	
(i) General average of Wholesale Prices in Calcutta, Bombay, Karachi, Madras and Rangoon	<i>Frontispiece.</i>
(ii) Average wholesale prices of Cotton Piece Goods in Calcutta, Bombay, Karachi, Madras and Rangoon	<i>ib.</i>
(iii) General average of Retail Prices in	<i>ib.</i>
(iv) Average retail prices of Salt in	<i>ib.</i>
(v) " " " " Food grains in	<i>ib.</i>
(vi) General average of House-rents in Calcutta, Bombay, Karachi and Madras	<i>ib.</i>
INTRODUCTORY NOTE—	
Scope of the statistics	1
Sources	<i>ib.</i>
Method of compilation	<i>ib.</i>
Wholesale prices in Calcutta	<i>ib.</i>
" " " Bombay	<i>ib.</i>
" " " Karachi	1—2
" " " Madras	2
" " " Rangoon	<i>ib.</i>
" " of Wheat at principal markets in India	<i>ib.</i>
Wholesale prices in provinces	<i>ib.</i>
Retail prices in Ports	2—3
" of Foodgrains	3
" " Salt and other articles	<i>ib.</i>
Freights	<i>ib.</i>
House Rents in Karachi, Madras, Bombay, and Calcutta	3—4
General Summary and Conclusions	4—5
TABLES—	
No.	
1. Wholesale prices in Calcutta with Index numbers	6—7
2. " " Bombay "	8
3. " " Karachi "	9
4. " " Madras "	10
5. " " Rangoon "	11—12
6. " of Wheat at principal markets in India	12
7. " " Cereals and pulses, ghee, sugar (raw), and salt in the several provinces in India	13—17
8. Retail prices in Calcutta	18—19
9. " " Bombay	19
10. " " Karachi	20
11. " " Madras	<i>ib.</i>
12. " " Rangoon	21—22
13. " of Wheat at principal markets in India	22
14. Statistics of maritime freights from Calcutta, Bombay, Karachi, and Madras	23
15. Percentage fluctuations in House-rents in Calcutta, Bombay, Karachi and Madras	24
16. Statistics of House-rents in Calcutta	25—26
17. " " Bombay	27—29
18. " " Karachi	30—33
19. " " Madras	34—37
INDEX	38—39