

Forty-fifth Issue ]

DEPARTMENT OF STATISTICS, INDIA

REVIEW

OF THE

TRADE OF INDIA

IN

1918-19

---

---

*Published by order of the Governor-General in Council.*

---

---



CALCUTTA  
SUPERINTENDENT GOVERNMENT PRINTING, INDIA  
1919

*Price Twelve Annas.*

## Publications of the Department of Statistics, India.

[These Publications are obtainable from the Superintendent, Government Printing, India, 8, Hastings Street, or at the Book Depot, 1, Temple Street, Calcutta. Remittances should be made by postal or money order and should include forwarding charges as indicated in brackets opposite each publication.]

### ANNUAL.

1. Review of the Trade of India. As. 12. (2a.)
2. Accounts relating to the Sea-borne Trade of British India for the Calendar year. As. 8. (2a.)
3. Annual Statement of the Foreign Sea-borne Trade and Navigation of British India :—  
Vol. I.—Abstract and detailed Tables of Imports and Exports. R4-12. (R1.)  
Vol. II.—Abstract and detailed Tables of Trade and Shipping with each country and at each Port; and the Tables relating to the trade of Aden and of the French and Portuguese Possessions of India. R6-8. (12a.)
4. Annual Statement of the Coasting Trade and Navigation of British India. R3. (7a.)
5. Inland Trade (Rail and River-borne) of India. R1-12. (6a.)
6. Report on the Trade carried by Rail and River in Bengal. R3-3. (5a.)\*
7. Report on the Trade of Bengal with Nepal, Tibet, Sikkim, and Bhutan. As. 13. (2a.)\*
8. Prices and Wages in India. R2. (9a.)
9. Statistics of British India—Vol. I.—Commercial Statistics. R1-8. (5a.)
10. " " Vol. II.—Financial Statistics. R1-8. (5a.)
11. " " Vol. III.—Public Health. R1. (4a.)
12. " " Vol. IV.—Administrative, Judicial, etc. R1-4. (4a.)
13. " " Vol. V.—Education. R2. (5a.)
14. Agricultural Statistics of India—  
Vol. I.—British India. R2-8. (12a.)  
Vol. II.—Native States. R1. (4a.)
15. Summary Tables of the Agricultural Statistics of British India. As. 4.
16. Estimates of Area and Yield of principal Crops in India. As. 8. (2a.)
17. Preliminary Statement showing the Area and Yield of principal Crops in India. Half anna.
18. Report on the production of Tea in India. As. 8. (2a.)
19. Report on the production and consumption of Coal in India. As. 12. (2a. 6p.)
20. Statistics relating to Joint Stock Companies in British India and Mysore. R3-4. (2a.)
21. Index Numbers of Indian Prices from 1861. As. 12. (3a.)
22. Statistical Tables relating to Banks in India with a Map, Introductory Memorandum, and Banking Directory. R1-12.
23. Cotton Pressing Factories and Cotton Spinning Mills in India. R1-10.

NOTE.—[Those marked with an asterisk (\*) to be obtained from the Officer in charge, Bengal Secretariat Book Depot.]

### HALF-YEARLY.

24. Increase or decrease in the Capital of Companies incorporated in India and registered under the Indian Companies Act. Half anna.

### MONTHLY.

- Foreign Sea-borne Trade and Navigation of British India. As. 8. (2a.)
- Sea-borne Trade and Navigation of British India. As. 4.
- Trade by Land of British India with foreign countries. As. 8. (2a.)
- Spinning and Weaving in Indian Mills. As. 2. (1a.)
- Selected articles. Anna 1 and pies 6.

As. 2.

Half anna.

Registered in British India and Mysore. Half anna.

### FORTNIGHTLY.

- Cereals, Pulses, Oilseeds, Sugar, Salt, etc., in India. As. 6.
- Wheat in India. Anna 1 and pies 6.
- anna.

### WEEKLY.

from Chief Ports of Wheat, Jute and Cotton. Half anna.

### MISCELLANEOUS.

1. (December), Final (February).
2. (March), 3rd (May), Final (August).
3. (October), 3rd (December), Final (February).
4. (Winter oilseeds)—1st (January), 2nd (March), Final (June).
- 5.—1st (September), 2nd (October), Final (January), Supplementary
6. (February), Final (February).
7. Final (December).

Sugarcane—1st (August), 2nd (October), Final (February).

38. Memorandum and Statistical Tables relating to the Trade of India with Germany and Austria-Hungary. As. 8. (2a.)
39. Large Industrial Establishments in India. R2-12.
40. Statistical Tables showing for each of the years 1901-02 to 1916-17 the estimated value of Imports and Exports of India at the prices prevailing in 1899-1900 to 1901-02. As. 8.

[Continued on page 3 of cover]

Forty-fifth Issue]

DEPARTMENT OF STATISTICS, INDIA

---

REVIEW

OF THE

TRADE OF INDIA

IN

1918-19

---

---

*Published by order of the Governor-General in Council.*

---

---



CALCUTTA  
SUPERINTENDENT GOVERNMENT PRINTING, INDIA  
1919

*Price Twelve Annas.*

[No. 1009.]

# CONTENTS.

## PART I—REPORT.

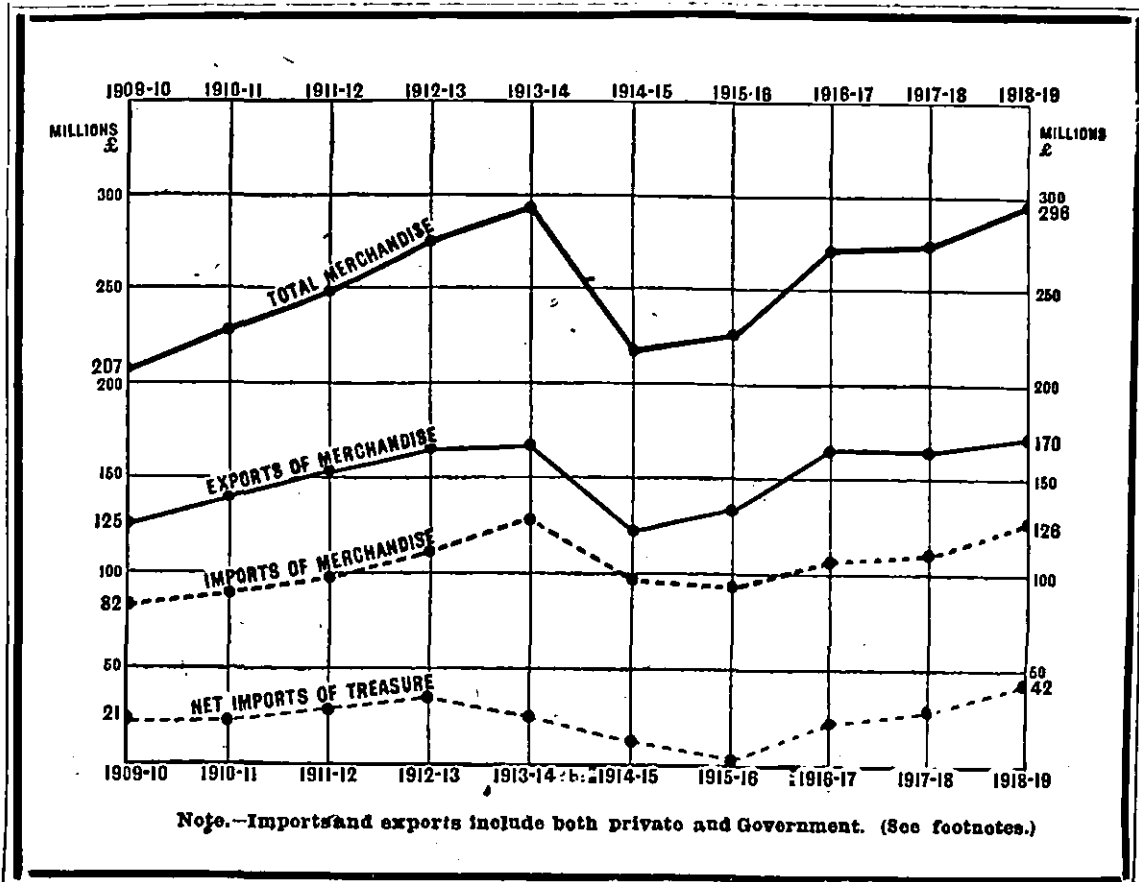
	Page.
<b>Charts—</b>	
1. Foreign sea-borne trade of India— (a) in a decade; (b) during half a century . . . . .	Frontispiece
2. Exports, imports, and net exports of private merchandise during the ten years ending 1918-19 . . . . .	ib
3. Share of principal articles in the Import and Export trade of British India . . . . .	ib
4. Share of Continents and principal countries in the Import trade of British India . . . . .	Facing page 23
5. Share of Continents and principal countries in the Export trade of British India . . . . .	ib
6. Condition of weekly rainfall during the monsoon period from June to October 1918 . . . . .	Frontispiece
<b>Chapter I.—General Summary . . . . .</b>	<b>1—2</b>
<b>Chapter II.—Imports of merchandise—</b>	
General remarks . . . . .	3—4
Cotton manufactures . . . . .	4—6
Sugar . . . . .	6—7
Iron and steel . . . . .	7
Railway plant and rolling-stock . . . . .	ib
Other metals . . . . .	7—8
Machinery and millwork . . . . .	8
Silk . . . . .	8
Chemicals, drugs, and medicines . . . . .	8
Mineral oil . . . . .	8—9
Liquors . . . . .	9
Hardware . . . . .	10
Paper and pasteboard . . . . .	ib
Salt . . . . .	10—11
Provisions . . . . .	11
Motor cars and motor cycles . . . . .	11—12
Other articles . . . . .	12—13
Government stores . . . . .	13
<b>Chapter III.—Exports of merchandise—</b>	
General remarks . . . . .	13
Jute and jute manufactures . . . . .	13—15
Cotton and cotton manufactures . . . . .	15—16
Grain, pulse, and flour . . . . .	16—18
Rice . . . . .	17—18
Wheat and wheat-flour . . . . .	18
Other food grains . . . . .	18
Hides and skins . . . . .	18—19
Tea . . . . .	19—20
Oil seeds . . . . .	20
Raw wool . . . . .	21
Other articles . . . . .	21—22
Re-exports of foreign merchandise . . . . .	22—23
<b>Chapter IV.—The Direction of trade . . . . .</b>	<b>23—25</b>
<b>Chapter V.—</b>	
I.—Frontier trade . . . . .	26
II.—Inland trade . . . . .	26—27
III.—Coasting trade . . . . .	27—28
<b>Chapter VI.—</b>	
I.—Customs Revenue . . . . .	28
II.—Shipping . . . . .	28—29
III.—Gold and silver, coin and bullion . . . . .	29—30
IV.—Balance of trade . . . . .	30

# I. THE FOREIGN SEA-BORNE TRADE OF INDIA

(a) IN A DECADE

(1909-10 TO 1918-19)

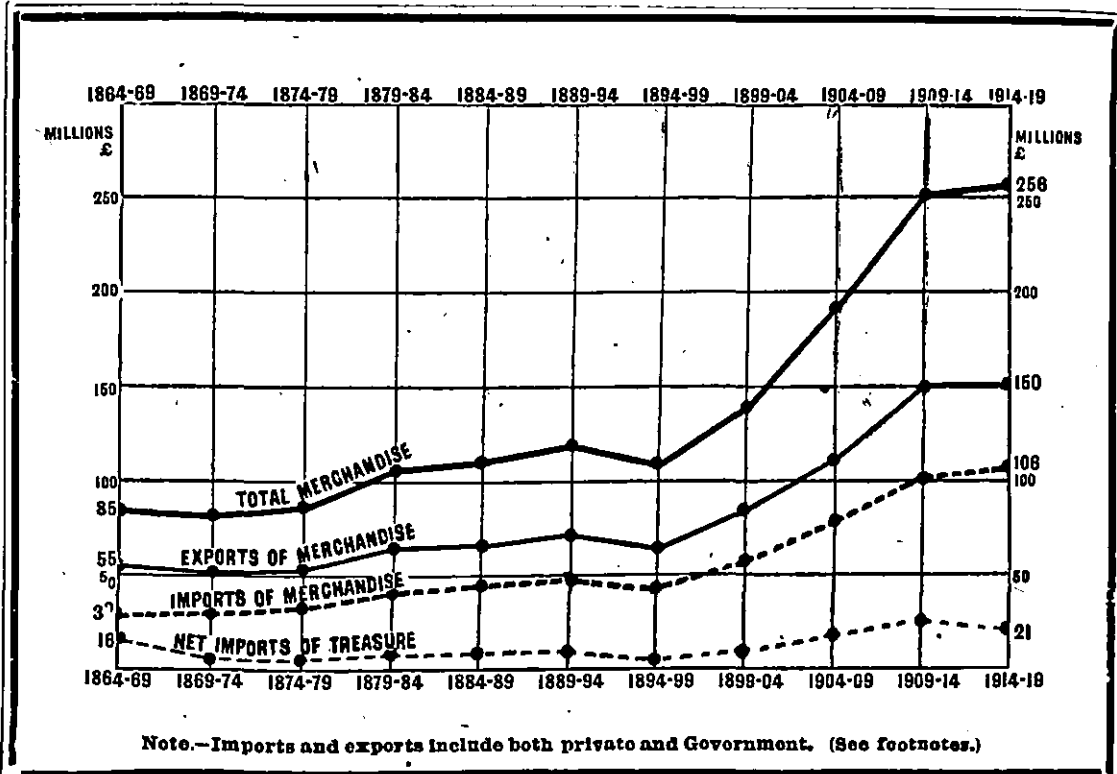
(PRIVATE AND GOVERNMENT)



(b) DURING HALF A CENTURY

(1864-65 TO 1918-19)

(PRIVATE AND GOVERNMENT)



Note—1. In chart 1(b) the curves are based on averages for 5 years.

2. Total merchandise includes Imports and Exports, both private and Government.

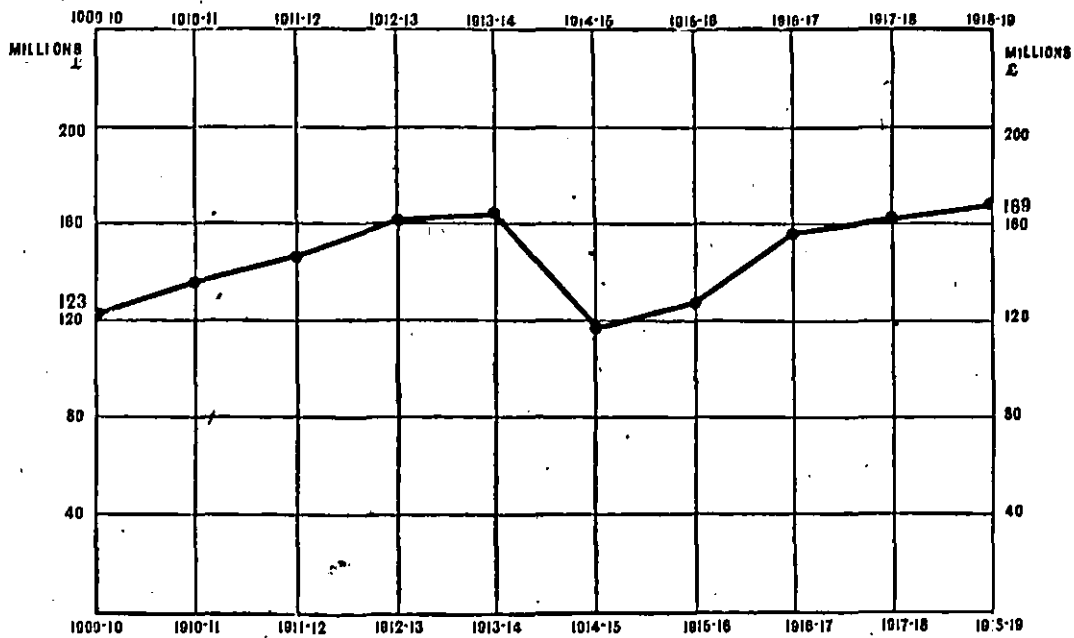
3. Imports of merchandise are inclusive of Government stores.

4. Exports of merchandise are inclusive of re-exports and Government stores.

5. Net imports of treasure are the imports minus the exports of gold and silver, both private and Government. The exports of treasure are ordinarily very much less than the imports.

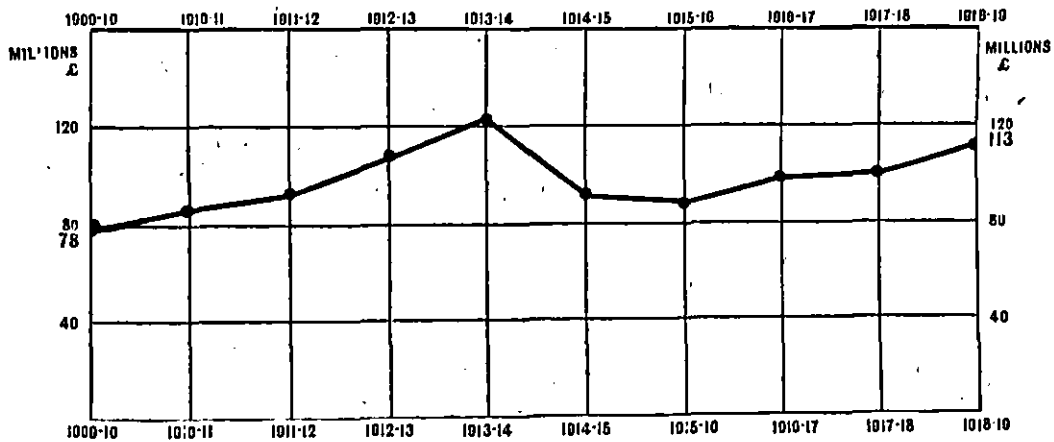
**2. EXPORTS, IMPORTS, AND NET EXPORTS OF PRIVATE MERCHANDISE DURING THE TEN YEARS ENDING 1918-19**

**1. EXPORTS**

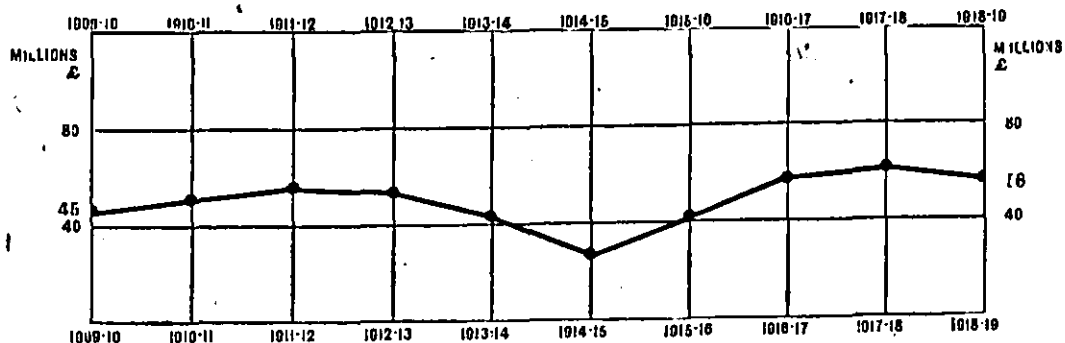


Note.—Exports of merchandise are inclusive of re-exports.

**2. IMPORTS**



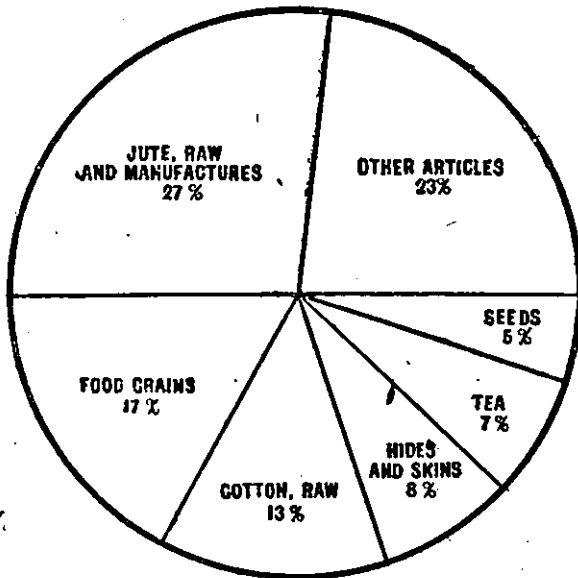
**3. NET EXPORTS**



3. PRE-WAR EXPORTS AND IMPORTS—THE SHARE OF PRINCIPAL ARTICLES IN THE EXPORT AND IMPORT TRADE IN 1918-19, AS COMPARED WITH THE AVERAGE OF THE FIVE PRE-WAR YEARS, 1909-10—1913-14

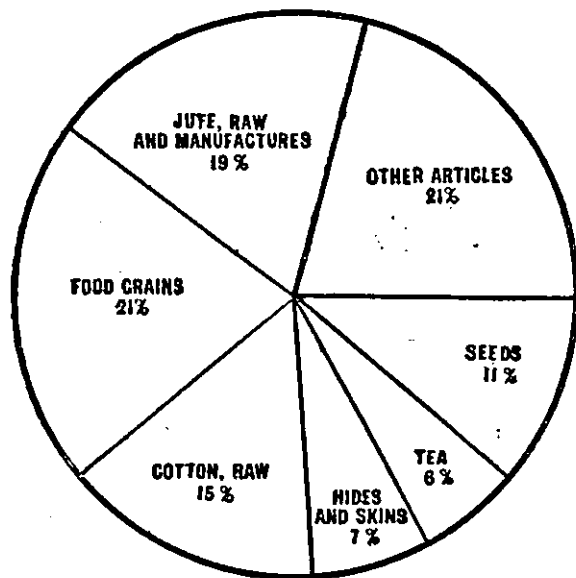
1918-19  
(YEAR UNDER REVIEW)

EXPORTS



1909-10 TO 1913-14  
(PRE-WAR AVERAGE)

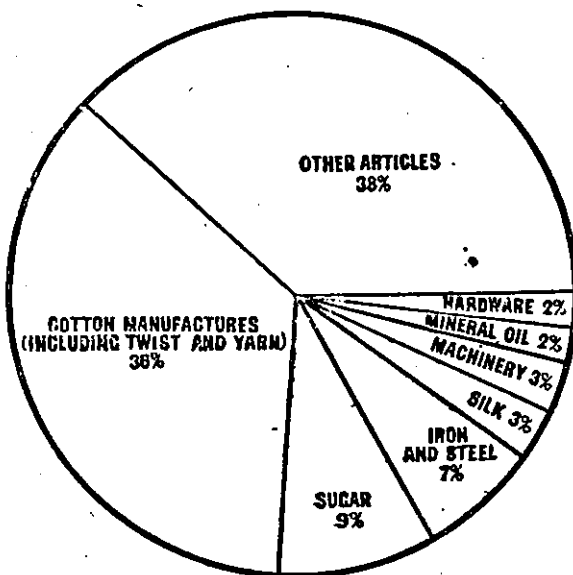
EXPORTS



Note the increase in the percentage share of raw and manufactured jute, hides and skins, and tea, and the decrease in the case of seeds, food-grains, and raw cotton, as compared with the pre-war period.

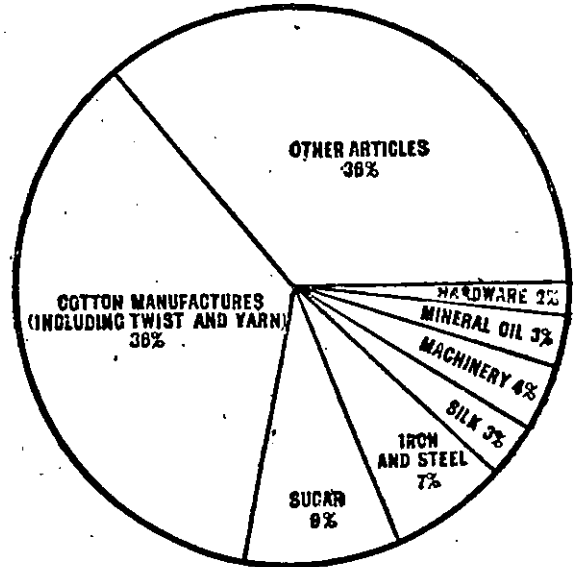
1918-19  
(YEAR UNDER REVIEW)

IMPORTS



1909-10 TO 1913-14  
(PRE-WAR AVERAGE)

IMPORTS



Note the decrease in the percentage share of machinery and mineral oil, as compared with the pre-war period.

## 6. CONDITION OF WEEKLY RAINFALL DURING THE MONSOON PERIOD FROM JUNE TO OCTOBER 1918

(Abbreviations—S—Scanty F—Fair, N—Normal, EX—Excess)

Province and Sub-division	JUNE			JULY				AUGUST				SEPTEMBER				OCTOBER							
	week ending			week ending				week ending				week ending				week ending							
	11th	18th	25th	2nd	9th	16th	23rd	30th	6th	13th	20th	27th	3rd	10th	17th	24th	1st	8th	15th	22nd	29th		
<b>Bombay—</b>																							
Gujarat . . . . .	S	S	S	F	EX	S	S	S	S	S	S	S	EX	S	S	S	S	S	S	S	S	S	S
Konkan . . . . .	S	F	EX	S	F	S	S	F	F	F	N	F	N	S	S	N	S	S	S	S	S	S	S
Bombay, Deccan . . . . .	S	S	F	S	F	S	S	S	N	S	N	F	S	S	F	EX	S	F	S	S	S	S	S
Sind . . . . .	S	S	S	S	S	S	S	S	S	S	S	S	EX	S	S	S	S	N	S	N	S	S	S
Bengal . . . . .	EX	EX	EX	F	EX	EX	N	F	EX	EX	N	EX	F	N	EX	S	EX	S	N	S	S	S	S
Assam . . . . .	EX	N	N	F	N	EX	EX	F	EX	N	EX	EX	N	N	EX	F	N	S	S	F	N	S	N
<b>Bihar and Orissa—</b>																							
Orissa . . . . .	EX	EX	F	F	F	S	S	N	F	F	EX	F	F	EX	S	S	F	S	S	S	S	S	S
Chota Nagpur . . . . .	EX	EX	F	N	N	S	S	F	F	F	N	EX	N	EX	F	S	S	S	S	S	S	S	S
Bihar . . . . .	EX	F	EX	S	EX	EX	S	S	N	EX	N	EX	F	EX	EX	S	S	S	S	S	S	S	F
<b>United Provinces—</b>																							
East . . . . .	EX	EX	F	S	N	S	S	S	N	F	F	N	F	EX	N	S	S	S	S	S	S	S	S
West . . . . .	EX	N	S	S	F	S	S	S	S	S	EX	EX	F	F	S	S	S	S	S	S	S	S	S
<b>Punjab—</b>																							
East and North . . . . .	EX	F	S	S	S	S	S	S	S	S	EX	EX	S	S	S	S	F	S	S	S	S	S	S
South-West . . . . .	S	S	S	S	S	EX	S	F	S	F	S	EX	F	S	S	F	F	F	N	S	S	S	S
North-West Frontier Province . . . . .	N	EX	EX	S	S	EX	S	S	S	S	S	S	EX	EX	S	S	S	EX	S	S	S	S	S
<b>Central Provinces—</b>																							
Berar . . . . .	S	F	S	EX	F	S	S	F	N	S	N	S	S	S	F	S	S	S	S	S	S	S	S
West . . . . .	S	EX	N	N	S	S	S	F	EX	S	N	N	N	N	S	S	S	S	S	S	S	S	S
East . . . . .	F	EX	N	N	F	S	S	EX	EX	F	EX	F	EX	F	S	S	S	S	S	S	S	S	S
<b>Central India—</b>																							
West . . . . .	S	N	EX	N	EX	S	S	S	N	S	EX	S	N	N	S	S	S	S	S	S	S	S	S
East . . . . .	EX	F	S	S	N	S	S	S	S	F	EX	N	EX	S	S	S	S	S	S	S	S	S	S
<b>Rajputana—</b>																							
West . . . . .	S	S	S	S	S	S	S	S	S	S	F	F	S	S	S	S	S	S	S	S	S	S	S
East . . . . .	S	F	EX	F	F	S	S	S	S	S	EX	EX	F	F	S	S	S	S	S	S	S	S	S
<b>Madras—</b>																							
Malabar . . . . .	S	F	F	F	S	S	S	S	F	F	EX	F	N	S	S	S	N	S	F	F	F	F	F
South-East . . . . .	F	EX	S	F	S	S	N	EX	S	N	S	F	F	S	N	F	S	S	S	F	S	S	S
Deccan . . . . .	S	S	S	N	S	S	S	N	F	EX	N	S	S	S	EX	EX	F	S	S	S	S	S	S
Coast North . . . . .	F	N	F	EX	S	S	S	EX	F	EX	EX	F	N	S	F	F	EX	S	S	S	S	S	S
<b>Burma—</b>																							
Lower . . . . .	N	N	N	N	N	F	F	N	N	N	N	EX	N	N	F	EX	EX	N	EX	S	F	S	F
Upper . . . . .	N	EX	N	N	N	EX	N	F	N	F	EX	N	EX	F	EX	F	EX	F	EX	S	EX	S	EX
Bay Islands . . . . .	EX	F	N	EX	S	S	S	F	S	EX	F	EX	EX	S	S	EX	F	N	F	S	S	S	EX
<b>Hyderabad—</b>																							
North . . . . .	S	S	F	F	EX	S	S	F	N	S	F	F	S	S	F	S	N	S	S	S	S	S	S
South . . . . .	S	S	F	F	F	S	S	F	F	S	F	S	S	S	N	EX	F	S	S	S	S	S	S
Mysore . . . . .	S	S	S	F	S	S	EX	S	S	EX	EX	S	F	S	N	EX	N	F	S	F	S	S	S
Kashmir . . . . .	S	S	N	S	S	S	N	F	S	N	S	F	EX	N	S	S	F	EX	F	S	S	S	S
Baluchistan . . . . .	S	S	S	S	S	S	S	S	S	S	S	S	EX	S	S	EX	N	S	S	S	S	S	S

Note.—The redder the Statement, the scantier the monsoon. On the other hand, the thicker the



# INDEX

	Report	TABLES				Report	TABLES		
		Import	Export	Miscellaneous			Import	Export	Miscellaneous
Absorption of gold	29	..	..	65	Camphor	8	40	..	
Acids	8	..	..	..	Canada	15, 19, 25	46, 50	45, 46, 50	
Alcohol	11, 16, 23	45, 50	45, 50	..	Candles	..	..	43	
Afghanistan	26	78	78	..	Canned and bottled provisions	11, 25	40, 61	..	
Agricultural implements	10	39	..	..	Canvas, flax	..	41	..	
Alcohol, beer, and porter	9	39, 57, 61	..	66	Cape Colony	..	49	40	
Alizarine dyes	12	40	..	66	Carbide of calcium	8, 25	..	..	
Alloys	14, 15, 16, 18, 23	46	46	..	Carpets and rugs	.. 21	..	39	
Almonds	..	40	..	..	Carriages and carts	.. 7	41	..	
Aluminium	7	39	..	..	" " wagons	..	40, 41	..	
Angle and spring	7	38	..	56	Cassia lignea	..	40	..	
Aniline dyes	12	40, 61	..	66	Castor oil ( <i>Ricinus Communis</i> )	21	..	42	
Animal oil	..	39	..	..	" seed " "	20, 27	..	42, 59, 66, 72	
Animals, living	..	40	43	..	Cement	25	40, 57, 61	..	
Apparel	..	40, 41	43, 44	..	Ceylon	8, 17, 18, 20, 21, 22, 24, 25	45, 46, 51	45, 46, 51	
Arabia	..	55	..	..	Charts illustrating the—	9	..	..	
Argentine Republic	18	50, 51	50, 51	..	foreign sea-borne trade.	frontis-piece	..	..	
Bar dal	16, 25	..	45, 50	..	Exports, imports and net	..	..	..	
Bombs, ammunition, and military stores	..	..	..	67	exports of merchandise	ib	..	..	
Articles by post	13	41	..	..	share of principal articles in the import and export trade	ib	..	..	
" free of duty	13, 22	41	43, 44	..	share of continents and principal countries in the import trade	ib	..	..	
" liable to duty	..	..	..	73-76	shares of continents and countries in the export trade	ib	..	..	
" mainly unmanufactured	..	37, 61	37, 38, 62	71	Condition of weekly rainfall during the monsoon period from June to October 1918	frontis-piece	..	..	
" miscellaneous and unclassified	..	37, 61	37, 38, 62	71	Chemicals	8, 25	39, 41	..	
" of food, drink and tobacco	..	37, 61	37, 38, 62	71	" drugs, and medicines	8	37, 61	38	
" of national importance	1, 2	..	..	..	Chile	19, 25	..	45, 50	
" wholly or mainly manufactured	..	37, 61	37, 38, 62	71	Chillies ( <i>Capsicum Spr.</i> )	..	..	43	
Australia	3, 7, 9, 11, 13, 15, 18, 20, 24, 25	45, 46, 53	45, 46, 53	..	China	6, 7, 8, 13, 15, 16, 20, 30	45, 51	45, 51	
Austria-Hungary	6, 10	45, 47	45, 47	53	Chrome ore	21	..	..	
Bahrein Islands	..	51	51	..	Cider	..	39	..	
Bajra ( <i>Pennisetum typhoidum</i> )	2, 17	..	42, 62	67	Cigarettes	12, 27	40, 61	..	
Balance of trade	30	..	..	65	Cigars	12	..	43	
Bank clearings	3	..	..	..	Clocks and watches and parts	..	41	..	
Bank of England	29	..	..	65	Cloves ( <i>Eugenia caryophyllata</i> )	12	39	..	
Barley ( <i>Hordeum vulgare</i> )	2, 17, 18, 25	..	42, 62	66, 67, 68	Coai	22	41, 61	43	
Bars and channel	7	38, 61	..	56, 66	" bunker, exports of	22	..	..	
Beams, pillars, girders and bridge-work	..	38, 61	..	56, 66	" production of	22	..	..	
Bamboo	17, 18	..	..	..	Coal tar dyes	12	40	..	
Bar	9, 25	39, 57	..	66	Coasting trade	27, 28	79	79	
Belgium	7	45, 46, 47	45, 46, 47	..	" " exports	28	..	79	
Bidding for machinery	8	40	..	..	" " imports	28	79	79, 80	
Bengal Iron and Steel Works	21	..	..	..	" " Indian merchandise	..	..	..	
Benzene	9, 21, 28	..	..	..	" " of Bengal	28	..	79	
Betelnut ( <i>Areca Catechu</i> )	12, 25	39, 61	..	66	" " Bihar and Orissa	..	..	79	
Biscuits and cakes	11, 25	40	..	66	" " Bombay	28	..	79	
Leaching materials	8	..	..	..	" " Burma	28	..	79	
Boilers	8	39	..	..	" " Madras	28	..	79	
Books, printed, etc.	..	41	43, 62	66	" " Sind	28	..	79	
Boots and shoes	..	41, 61	..	66	" " principal articles	28	79	80	
Borneo	9	51	..	66	" " provincial distribution of	..	..	79	
Brandy	9	..	..	..	" " shipping	29	..	80	
Brass, bronze, etc.	7	39	..	66	" " total value	27	79	79	
Brazil	14	..	50	..	" " treasure	..	79	79	
Breweries, production of Indian	9	..	..	..	Cocoa	11	..	..	
Bricks	..	..	..	66	Coconut oil ( <i>cocos nucifera</i> )	21	..	42	
" and tiles	..	40	..	..	Coffee ( <i>coffea arabica</i> )	..	..	43, 62, 66, 70, 72	
Bridge work	..	38, 40, 61	..	..	Coir	..	..	43	
Bristles	..	..	43	..	" manufactured	..	..	62	
British East Africa	..	45, 49	45, 49	..	" unmanufactured	..	..	66	
" Empire	23, 24	45, 46	45, 46	..	Coke	22	41	43	
" Guiana	..	..	50	..	Colombo	20	..	..	
" India trade of (calendar year)	..	46	46	..	Condensed milk	11, 25	40	..	
" South Africa	..	46	46	..	Confectionery	..	39	..	
" war office	19	..	..	..	Controller of Currency	36	..	..	
Builder's hardware	10	39	..	..	Copper	7	39, 41, 55	..	
Building and engineering materials	..	40	..	..	" wrought	7	61	..	
Bullion	26, 29	..	..	..	Copperas	8	..	..	
Burma Mines Co., Ltd.	21, 26	..	..	..	Copra or dried coconut kernel	20, 21, 25	..	42, 59, 66, 72	
Butter	11	..	..	..	Cordage and rope	..	41	43	
Calculated values of imports and exports	1	61	62	..	Corrugated sheet iron	7	38	..	

INDEX

	Report	TABLES				Report	TABLES		
		Import	Export	Miscellaneous			Import	Export	Miscellaneous
Cotton, Broach, prices of	15	..	..	69	Federal Reserve Board.	30	..	..	..
" Indian	15	..	..	..	Fents	5	38, 61	..	..
" fents	5	38, 61	..	..	Fibres for brushes	..	..	43	..
" freights for	..	..	..	70	Financial Statement	1, 7, 30	..	..	..
" goods	4-6, 16, 24, 25	38, 54, 61	42, 44, 54, 62	66	Fish (excluding canned fish)	..	41	43	..
" handkerchiefs and shawls	..	38, 61	..	66	dry, salted	..	..	43	..
" hosiery	6	38	..	..	Fishmaws and sharkfins	..	41	43	66
" manufactures	4-6, 16, 24, 25	38, 41, 54	42, 44, 54	72	Flax, canvas	..	41	..	66
" " excise duty on	28	..	..	71	" piecegoods	..	41	..	..
" piecegoods	4-6, 16, 24, 25, 27	38, 80	42, 44, 54	..	" raw	..	41	..	..
" " grey	4-6, 16, 24, 25	38, 61	42, 44, 62	66	Fodder, bran and pollards	..	..	43	..
" " white	..	38, 61	44	66	Food, drink, and tobacco	..	37, 61	37, 38, 62	71
" " coloured	..	38, 61	42, 44, 62	66	" grains	16-18, 25	..	..	..
" " descriptions of	..	38	44	..	" other than rice and wheat	18	..	..	..
" " prices of	5, 16	..	..	..	" prices, percentage rise in	..	..	..	68
" raw ( <i>Gossypium Sps.</i> )	15, 25	38, 54, 81	42, 54, 62, 80	53, 66, 67, 72, 77	Foreign countries and others, trade with	23-25	45, 46	45, 46	..
" " coastwise	28	79	80	..	" trade of India as compared with that of other countries.	..	46	46	..
" " Indian production	15	..	..	..	France	9, 13, 14, 15, 17, 18, 19, 20, 21, 22, 24, 25	45, 46, 48	46, 48	..
" " prices of	15	..	..	69	Free articles	..	..	..	73
" seed	20	..	42, 59, 62	66, 72	Freights, Indian—maritime	3	..	..	70, 71
" shawls	..	38, 61	..	66	" maritime—for coal, gunnies, pig iron, rice, jute, linseed, tea, etc.	..	..	..	70
" thread, sewing	..	38	..	..	Freights of a subsidised non-British Far Eastern steamship company.	..	..	..	69, 70
" yarn	4-5, 16	38, 54, 61, 54	42, 44, 54, 62	66	Frontier trade	26	78	78	..
" " of lower and higher counts	5	..	..	54	Frontier trade, cotton piecegoods export of—	..	..	78	..
" " prices of	4, 16	..	..	..	" " principal articles of	..	78, 70	78, 70	..
" " production of Indian—waste	4, 5, 16	..	..	54	" " registration of	20	..	..	..
" woven goods, production of	..	38	..	..	" " total value	26	78	78	..
Council drafts	30	..	..	65	" " with Afghanistan	26	78	78	..
Crop, percentage of export to production of—	..	..	..	77	" " Bhutan	26	78	78	..
Cuba	7	..	45	73-76	" " Central Asia	26	78	78	..
Customs tariff, Indian	28	..	..	73	" " Dir, Swat and Bajaur	26	78	78	..
" free articles	..	..	..	71	" " Karennee	..	78	78	..
Customs revenue	28	..	..	..	" " Nepal	26	78	78	..
Cutlery	10	41	..	..	" " Persia	..	78	78	..
" hardware, etc.	10	37, 41, 61	..	..	" " Sikkim	..	78	78	..
Cycles	11	41	..	..	" " Shan States	26	78	78	..
Dates	..	40, 61	..	..	" " Siam	26	78	78	..
Declared value per unit of principal articles of import and export	..	..	..	66	" " Tibet	26	78	78	..
Direction of Indian trade	23-25	..	..	..	" " Western China	26	78	78	..
Domestic hardware	..	39	..	..	" " wool, raw, imports of	26	79	..	..
Drugs and medicines	8	40, 41	43	73-76	Fruits and vegetables	..	40	43, 44, 62	..
Dutiable articles	..	..	..	71	" " dried, etc.	..	40	43	..
Duty, excise—on cotton goods	28	..	..	71	" " fresh	..	40	43	..
" " motor spirit	28	..	..	71	Fuel oil	8, 9	..	..	..
" export—on rice	..	..	..	71	Furniture and cabinetware	..	41	..	..
" " jute	..	..	..	71	German East Africa	..	49	40	..
" " tea	..	..	..	71	Germany	6, 11, 20	39, 55	..	..
" import	28	..	..	71	Ginger ( <i>Zingiber officinale</i> )	..	45, 48	45, 46, 48	56
" levied in foreign countries—percentage of	..	..	..	72	Girders	..	..	43	60
Dyeing and tanning substances	12, 21	..	43	..	Glass and glassware	13, 25	38, 61	..	56, 60
Dyes, synthetic	12, 13, 24	..	..	..	" bangles	13	40	..	..
Earthenware and porcelain	..	41	..	..	" beads and false pearls	13	40	..	60
East Africa	23	..	..	..	" bottles and phials	13	40	..	..
East African Protectorate	12, 18	45, 49	45, 49	..	" funnels, globes, etc.	13	40	..	..
Egypt	6, 7, 15, 16, 17, 18, 24, 25, 29	46, 49	45, 46, 49	..	" lamps (glass parts of)	13	..	..	..
" "	..	..	..	..	" sheet and plate	13	40	..	60
Electrical apparatus	12	40	..	..	Glassware and earthenware	..	37, 61	38	..
" machinery	8	39	..	..	Gold, absorption of	29	..	..	60
Electroplated ware	10	..	..	..	" bullion and coin	20	..	..	60
Enamelled ironware	10	39	..	..	" not imports of	2, 29, 30	..	..	60
Enemy countries	23	46	46	..	" stocks of	..	..	..	60
Enfaced rupee paper	..	..	..	65	" and silver, thread	..	40	..	60
Engines, locomotive	7	40, 41	..	..	" Standard Reserve	..	..	..	60
Excise duty on cotton goods	28	..	..	71	Government stores	2, 13	35	35	..
" " motor spirit	28	..	..	71	" imports of	2, 13	35, 41	..	..
Export duty on rice, tea, jute	28	..	..	71	" exports of	2	..	35	..
Exports of Indian merchandise	13-22	..	35	..	Grain, pulse, and flour	16-18	37, 40	38, 42	..
" excess of—over imports	30	..	35, 66	..	Gram ( <i>Cicer arietinum</i> )	17, 18, 25	..	42, 62	67, 68
" net	30	..	35	..	Groundnuts ( <i>Arachis hypogaea</i> )	20, 25	..	42, 50, 62	66, 70, 72, 77
" principal articles of	13	..	42-44	..	Gums, resins	..	41	44	60
" principal increases or decreases	13	..	44	..	" " and lac	..	37	38	..
" ratio of—to production	..	..	..	77	Gunpowder	..	..	..	60
" tariff	..	..	..	76	Haberdashery and millinery	25	40, 55	44	..
" value of (grand total)	13	..	35	..	Handkerchiefs and shawls	..	38, 61	..	60
" " by classes	..	..	37, 38	..	Hardware	10, 24	39, 50	44	..
Famine	1	..	..	..	" and cutlery	10	37, 41, 61	..	..
Ferrous and patent foods	11, 25	40	..	66	" detailed items of	..	39	..	..
" "	..	..	..	..	Hats, caps and bonnets	..	40	..	..
" "	..	..	..	..	Hemp, raw ( <i>Crotalaria juncea</i> )	..	..	43, 62	60

INDEX

	Report	TABLES				Report	TABLES		
		Import	Export	Miscellaneous			Import	Export	Miscellaneous
Hides and skins and leather	18, 19	..	60	..	Iron and steel local industry of	21	..	..	..
" " " raw	19	41	42, 60	66, 70	" or steel, beams, pillars, etc.	..	38, 61	..	56, 66
" " " tanned or dressed	18, 19, 24	41	60	66	" " bolts and nuts	7	..	..	56
" buffalo	19	..	42	..	" " hoops and strips	7	38	..	56
" calfskins	..	..	42	..	" " manufactures	7	..	..	..
" cow	19	..	42	..	" " nails, rivets, and washers	7	38, 61	..	56, 66
" goat skins	19	..	42	..	" " pipes and fittings, cast	..	38	..	56, 66
" raw	19, 25, 27	..	42, 60	66, 70, 72	" " rails, chairs, etc.	..	..	..	56
" tanned or dressed	19, 24	..	42, 60, 62	66, 72	" " screws	7	38	..	..
Holland	9, 11	45, 48	45, 46, 48	..	" " sheets and plates—galvanized	7	38, 61	..	56, 66
Hongkong	6, 7, 20, 21, 22, 30	45, 51, 51	45, 46, 51	..	" " not galvanized or tinned	7	38, 61	..	56, 66
Hoops and strips	7	38	..	56	" " tinned	7	38, 61	..	56, 66
Horns, tips, etc.	..	..	43	..	" " imports from the United Kingdom	7	..	..	..
Horses	25	..	..	66	" " other countries	7	..	..	..
Hosiery, cotton	6	38	..	..	" " the United States	7	..	..	..
Implements and tools	10	39	..	..	" " tubes and fittings, wrought	..	38	..	56, 66
Import duty levied in foreign countries—percentages of.	..	..	..	72	" " wire	..	..	..	56
" " not tariff	..	..	..	71	Italian East Africa	11	49	49	..
Imports, invisible	30	..	..	73—76	Italy	6, 14, 15, 19, 20, 21, 24, 25	48	48	..
Imports of Government stores	2, 13	35, 41	..	..	Ivory	..	41	..	..
" " private merchandise (total)	1, 2, 3	35, 61	..	..	Jams and jellies	11, 25	..	..	..
" " principal articles of	3—13	38—41	..	..	Japan	5, 6, 7, 8, 9, 10, 11, 12, 13, 14, 15, 17, 19, 21, 22, 24, 25, 29	45, 46, 51	45, 46, 52	53
" " increases or decreases	3	44	..	..	Japanese vessels	29	..	..	77
" " treasure	1, 2, 29—30	35	..	..	Java	6, 9, 15, 17, 20, 24, 25	45, 52	45, 46, 52	..
" " value of (grand total)	2, 3	35, 61	..	..	Jawar and bajra ( <i>Pennisetum typhoides</i> )	2, 17, 18	..	42, 62	67
" " by classes	..	37	..	..	Jewellery also plate of gold and silver	..	41	..	..
Import and export trade of Australia	..	46	46	..	Joint Stock Companies	3	..	..	..
" " " Brazil	..	46	46	..	Jute, raw ( <i>Corchorus capsularis</i> )	2, 14, 24, 25, 27	41, 82	42, 57, 58, 62	66, 67, 68, 72, 77
" " " British	..	46	46	..	" " duty on	28	..	..	71
" " " South Africa	..	46	46	..	" " freights for	..	..	..	70
" " " Canada	..	46	46	..	" " manufactures	2, 14, 15, 24, 25	41	38, 42, 57	68, 72
" " " Egypt	..	46	46	..	" " bags	14, 15, 24, 28	..	42, 57, 62	66
" " " France	..	46	46	..	" " cloth	14, 15, 24	..	42, 57, 62	66
" " " Italy	..	46	46	..	" " rope and twine	..	..	42	..
" " " Japan	..	46	46	..	" " mill consumption	14	..	..	58
" " " Spain	..	46	46	..	" " prices of	..	..	..	69
" " " Switzerland	..	46	46	..	" " production of	14	..	..	..
" " " United Kingdom	..	46	46	..	Kerosene oil	3, 9, 27, 28	39, 61, 80	..	66
" " " United States of America	..	46	46	..	Lac	..	..	42, 59	72
Increases and decreases in the values of the principal articles	2, 3, 13	44	44	..	" " shell	22, 25	..	62	66, 70
Index numbers of prices	2, 3	..	..	66, 67	Lamps, glass parts of	13	..	..	..
Indigo ( <i>Indigofera Sps.</i> )	22	..	43, 59	66, 70, 72, 77	" " metal	10	..	..	..
" " synthetic production	13, 22	..	..	..	Land frontier trade	26	78, 79	78, 79	..
Indo-China	15, 21	51	45, 51	..	Lead	8, 21, 26	39, 55	..	..
Influenza	1	..	..	..	Leather—buffalo hides	..	..	42	..
Inland trade	26, 27	..	..	..	" " cow hides	19	..	42	..
" " imports of cotton piece-goods	27	80	..	..	" " goat skins	..	..	42	..
" " " cotton raw	27	81	..	..	" " sheep skins	..	..	42	..
" " " gram and pulse	27	82	..	..	" " skins tanned	19	..	..	..
" " " jute	..	82	..	..	Linseed	2, 20, 24, 27	82	42, 59, 62	66, 67, 68, 70, 72, 77
" " " kerosene oil	27	80	..	..	Liquors	9	37, 39	38	71
" " " linseed	27	82	..	..	" " ale, beer, and portor.	9, 25	39, 57, 61	..	66
" " " rape and mustard	27	82	..	..	" " brandy	9	..	..	66
" " " raw hides	27	..	..	..	" " brewing industry	9	..	..	..
" " " rice	27	81	..	..	" " champagne	9	..	..	..
" " " tea	27	82	..	..	" " cider	..	39	..	..
" " " wheat	27	81	..	..	" " spirit	9	39	..	..
" " quantity and value of registration of	27	80	80	..	" " whisky	9	..	..	66
" " scope of statistics of total value	26, 27	..	..	..	" " wines	9	39	..	..
Instruments, apparatus and appliances	12	40, 41	..	..	Locomotives	7	40, 41	..	..
" " electrical	12, 25	40	..	..	Lubricating oil	9	..	..	..
" " musical	..	40	..	..	Machinery and millwork	8	37, 39, 41, 56, 61	38	..
" " photographic	..	40	..	..	" " boilers	8	39	..	..
" " scientific and philosophical	..	40	..	..	" " cotton mill	8	39	..	..
Internal trade	26—27	..	..	..	" " duties on	..	..	..	71
Invisible imports	30	..	..	..	" " electrical	8	39	..	..
Iron bars and channel	7	38	..	56, 66	" " jute mill	8	39	..	..
" " pig, production of Indian	21	..	..	..	" " mining	8	39	..	..
" " rice bowls	..	38	..	..	" " prime movers	..	39	..	..
" " and steel	7, 21, 24, 25	37, 38, 41, 55	38, 43, 44	56, 71	" " rice and flour mills	..	39	..	..

## INDEX

	TABLES				TABLES			
	Report	Import	Export		Miscellaneous	Report	Import	Export
Machinery sowing and knitting	8	39	..	..	Oils animal	..	39	..
" ton garden	8	..	..	..	" castor ( <i>Ricinus communis</i> )	21	..	42
" textile	8	39	..	..	" coconut ( <i>Cocos nucifera</i> )	21	..	42
" typewriters	8	39	..	..	" essential	..	39	..
Maize ( <i>Zea Mays</i> )	17	..	..	67	" groundnut	..	..	..
Maldives	22	..	..	..	" koroseno	3, 9, 27, 28	39, 61, 80	..
Manganese ore	21	..	42, 62	66	" mineral	3, 8, 9, 21, 25	39, 57, 61	42
Manila cigars	12	..	..	..	" petroleum	21	..	..
Manufactured articles	..	37, 61	37, 38, 62	71	" vegetable	..	39	..
Manures	..	41	43	..	Oilseeds	20	37	38, 42
Maskat territory and Trucial Oman	..	50	50	..	" castor ( <i>Ricinus communis</i> )	24, 27	..	42, 50, 60, 62
Matches	3, 12, 25	40, 61	..	..	" copra	20, 27	..	42, 50, 60, 62
Mauritius	6, 17, 25	45, 49	45, 46, 49	..	" cotton ( <i>Gossypium Sp.</i> )	20, 21, 25	..	42, 50, 60, 62
Medicines	8	40	..	..	" groundnuts ( <i>Arachis hypogaea</i> )	20, 25	..	42, 50, 60, 62
Merchandise total imports and exports	1, 2	35	35	..	" linseed ( <i>Linum utilitissimum</i> )	2, 20, 24, 27	82	42, 50, 60, 62, 70, 72, 77
" of monthly imports	..	36	36	..	" mowa	..	..	42, 50, 72
" and exports of	..	36	36	..	" mustard ( <i>Brassica Sp.</i> )	27	..	42
" net exports of	30	..	..	..	" poppy ( <i>Papaver somniferum</i> )	..	..	42, 50, 72
" trade in private—	..	37	37, 38	..	" rapeseed ( <i>Brassica Sp.</i> )	20, 27	..	42, 50, 60, 62, 70, 72
" according to classes	..	37	37, 38	..	" sesamum ( <i>Sesamum indicum</i> )	20	..	42, 50, 60, 62, 70, 72
" value of exports of	13	..	35, 37, 65	..	Opium	21, 22	..	42, 60, 62, 66
" private—	3	35, 37, 65	..	..	Ore	21	30	42
Mesopotamia	10, 18, 19, 23, 25	..	..	..	" Manganese	21	..	42, 62
Meston, Sir James	1, 7, 30	..	..	..	" Wolfram	21	..	..
Metal lamps	10	..	..	..	Other food-grains	18	..	..
Metals	7, 8, 21, 26	38, 41, 55	43, 44	72	Paddy	18	..	42
" and ores	21	..	44	..	Painter's materials	..	40	..
" and manufactures	7, 8, 21	..	43	..	Paints and colours	25	40, 61	..
" aluminium	8	39	..	..	Paper and pasteboard	10	39	..
" brass, bronze, etc.	7	39	..	..	" making materials	10	41	..
" duty on	..	..	..	74, 75	" mills	10	..	..
" copper	7	30, 41, 55	..	..	" packing and pasteboard	10	..	..
" german silver	..	30, 55	..	..	" pasteboard and stationery	..	37, 61	..
" iron	7, 21	55	..	..	" printing paper	10	..	60
" and steel	7, 21, 24, 25	37, 38, 41, 55	38, 43, 44	60, 71	" writing	10	..	..
" lead	8, 21, 20	30, 55	..	..	Paraffin wax	21	..	43, 62
" other than iron or steel	7, 8	37	38	..	Patent fuel	..	37	38
" tin	8	39, 55, 61	..	..	Pearls	..	41	..
" zinc or spelter	8	39, 55	..	..	Popper	..	..	43
Metallic ores and scraps	..	37	38	..	Percentage of exports to production	..	..	..
Mica	21, 22	..	43	60, 72	of crops	..	..	77
Milk, condensed and preserved	11, 25	40	..	66	Percentage share of principal countries in the exports of gunny bags and cloth	..	..	..
Mill consumption and exports of raw jute	14	..	58	58	Persia	9, 16, 18, 19, 21, 23, 26	45, 46, 52, 78	45, 46, 52, 78
Mills cotton (Indian)	3, 4, 5, 16	..	..	..	Petrol	9, 21, 28	..	..
" jute	3, 15	..	..	..	Petroleum	21	..	..
" woollen (Cawnpore)	3	..	..	..	" production of—in India	21	..	..
Mineral oil	3, 8, 9, 21, 25	39, 57, 61	42	..	Philippines	12, 22	..	..
" koroseno	3, 9, 27, 28	39, 61, 80	..	66	Photographic instruments	..	40	..
" other kinds	3, 9	50	..	..	Pig iron	21	..	60, 70, 71
Mines at Namtu	21, 26	..	..	..	" production of	21	..	..
Mining machinery	8	39	..	..	Pipes and fittings, cast	..	38	50, 66
Miscellaneous and unclassified articles	..	37, 61	37, 38, 62	71	Pitch, tar and dammer	..	41	..
Molasses	..	39	..	66	Pittman Act	1, 20	..	..
Monghyr tobacco factory	27	..	..	..	Poliahes	..	41	..
Monsoon	1	..	..	..	Port wine	9	..	..
Monthly imports and exports of merchandise	..	36	36	..	Portuguese East Africa	..	50	50
" silver	..	64	64	..	Poppy seed	..	..	42, 59
Motorcars	11, 12, 25	41, 56	..	..	Precious stones and pearls, uncut	..	41	..
Motor cycles	11, 12	41, 56	..	..	Prices, Indian—in 1918-19 expressed in index number	2	..	..
" spirit	9, 21, 28	..	..	71	" retail	3	..	..
" wagons	12	41, 56	..	72	" wholesale	2, 3	..	..
Mowa	..	..	42, 59	72	Prime movers	..	39	..
Munitions of War	23	..	..	..	Production of—ratios of exports to	..	..	77
Musical instruments	..	40	..	..	Proprietary and patent medicines	8	40	..
Mustard seed	27	..	42	..	Provinces, share of, in	..	..	..
Myrobalans ( <i>Phyllanthus emblica</i> )	..	..	43, 62	60, 70, 72	" Coasting trade	28	..	79
Nails, rivets and washers	7	38, 61	..	56, 66	" Foreign Sea-borne Trade	4, 13	..	..
Natal	17	49	49	..	Provisions and oilman's stores	11, 25	37, 40, 57	38, 43, 62
Nationality of vessels	29	..	..	77	" canned and bottled	11, 25	40, 61	..
Native craft, number and tonnage of States in Arabia other than Maskat territory and Trucial Oman	28, 29	..	..	77	Pulp of wood	10	57	..
Nepal	28	78	78	..	Pulse	17	..	42, 62
Noutrais	23	46	46	..	Quinine	8, 13	40	60
New Zealand	3, 15, 22	46, 53	40, 53	..	Rail-borne trade statistics	27, 28	80—82	80—82
Norway	10, 12	45, 48	48	..	Railway earnings	3, 28	..	..
Oil cloth and floor cloth	..	41	..	..	" plant and rolling stock	7, 13	37, 40, 41, 56	38
Oilcake	..	..	43, 62	66				
Oils	8, 9, 21	37, 39	38, 42, 62	..				

V  
INDEX

	TABLES					TABLES			
	Report	Import	Export	Miscellaneous		Report	Import	Export	Miscellaneous
Railway carriages and wagons	7	40.41	..	..	Spain	11, 14	46, 49	45, 46, 49	..
" locomotives	7	40.41	..	..	Spices	12	39	43, 62	72
" materials	7	40.41	..	..	" betelnuts ( <i>Areca Catechu</i> )	12, 25	39, 61	..	66
" bridgework	..	40	..	..	" chillies ( <i>Capsicum Sps.</i> )	..	..	43	66
" rails, chairs, fishplates	..	40.41, 61	..	66	" cloves	12	39	..	66
" sleepers and keys	7	40	..	..	" ginger	..	..	43	..
" sleepers of wood	7	40	..	..	" pepper	..	..	43	66
Rapeseed	20, 27	..	42, 59	66, 67, 68, 70, 72	Spirit	9	61	..	..
Raw materials	23	37, 61	37, 38, 62	71	" present in drugs	..	..	..	66
Re-exports	22-23	..	37.44	..	Stationery	24	41	..	..
Registration of frontier trade	26	..	..	..	Steamers, nationality of	29	..	..	77
" inland trade	26, 27	..	..	..	" number and tonnage of	28, 29	..	..	77
Retail prices of articles of food	3	..	..	68	Steel, angle and spring	7	38	..	56
Reunion	..	50	50	..	" bars and channel	7	38, 61	..	56, 66
Revenue drafts	..	..	..	68	" cast	..	38	..	..
Rice ( <i>Oryza sativa</i> )	17, 18, 27, 28	81	42, 58, 59	66, 67, 68, 77	Straits Settlements	6, 11, 12, 16, 17, 20, 21, 22, 23, 24, 25	45, 46, 62	45, 46, 52	..
" and flour mill machinery	..	39	..	..	Sugar	6-7, 25	39, 57	43, 44	70, 71, 77
" bowls	..	38	..	..	" beet	7	..	..	..
" export, duty on	..	..	..	71	" cane	7	..	..	..
" freight, for	..	..	..	70	" Java	6, 25	..	..	..
" in the husk	18	..	42	..	" 15 Dutch standard and below	..	39	..	72
" not in the husk	17, 18	..	42, 59, 62	66, 72	" 16 Dutch standard and above	6, 7, 25	39, 61	..	66
" prices of Indian	..	..	..	69	" Mauritius	7	..	..	..
Roumania	..	48	48	..	" production of India	..	..	..	..
Royal Wheat Commission	17, 18	..	..	..	" wholesale prices of	..	..	..	68
Rubber	22	40	43	..	Sumatra	..	52	52	..
" raw	22	..	62	66	Summary (General)	1-3	..	..	..
" tubes for motor tyres	12	56	..	..	Sweden	10, 12, 17	45, 49	49	..
" tyres for motor cars	12	56	..	..	Switzerland	..	46	46	..
Rugs	21	39	..	..	Synthetic dyes	12, 13, 24	..	..	..
Russia	8, 19, 20	45, 46, 48	45, 46, 48	..	Tallow and stearine	..	41	..	66
Saccharin	..	48	48	..	Tallow, stearine, and wax	..	37	43	..
Salt	2, 10, 11, 25, 27	39, 61	..	66	Tanneries, Southern India	19	..	..	..
Salt, production of—(Indian)	11	..	..	..	Tariff rates Schedules	..	73-76	76	..
Saltpetre or potassium nitrate	22	..	43	36, 70	Tata Iron and Steel Co.	21	..	..	71
Sandal wood	13	..	43	..	Tax on jute, raw and manufactures	2, 19, 20, 24, 27	37, 40, 82	38, 42, 60, 62	66, 68
Sandwich Islands	..	..	53	..	Tea ( <i>Camellia Thea</i> )	..	..	..	..
Scientific and philosophical instruments	..	40	..	..	" cess	8, 25	..	..	71
Serows	7	38	..	..	" chests	..	40	..	..
Sea-borne trade, foreign, values of	1, 2	35	35	..	" companies	3	..	..	..
" calculated values of	1, 2	61	62	..	" duty on	28	..	..	71, 72
Sea-borne trade, on the basis of 1917-18	1, 2	61	62	..	" exports of— to the United Kingdom	19, 24	..	..	70
Second hand clothing	..	40	..	..	" freights for	..	..	..	..
Securities and shares	3	..	..	..	" machinery	8	..	..	..
Seeds	20, 24, 27	37	38, 42, 59, 60	68, 70, 72	" prices of—	19	..	..	..
Sesamum	20	..	42, 59, 60	66, 67, 70, 72, 77	" production of—	19	..	..	..
Sewing and knitting machines	8	39	..	..	Teakwood ( <i>Tectonia grandis</i> )	13, 28	..	43	66
Shan States	20, 26	78	78	..	Telegraph materials for construction and accessories	..	41	..	..
Sheets and plates	7	38, 40	..	..	Textile machinery	8	39	..	..
Shellac	22, 25	..	62	66, 70	Tibet	26	78	78	..
Shipping clearances	28, 29	..	..	76, 77	Tibetan wool	26	79	..	..
" coasting	29	..	..	..	Timber	13	40, 61	..	66
" foreign	28, 29	..	..	77	Tin	8	39, 55	..	..
" nationality of vessels	29	..	..	77	" unwrought(blocks, etc.)	..	61	..	66
" number and tonnage of steamers, tonnage of	28, 29	..	..	77	Tobacco ( <i>Nicotiana Tabacum</i> )	12, 27	40	43	66
Ships, parts of	..	41	..	..	" duty on—	..	..	..	71, 72
Siam	13, 15, 16, 21, 26	52	52	..	" factory at Monghyr	27	..	..	..
Silk	8	39, 55	43, 55	..	Toilet requisites	..	41	..	..
" manufactures	8	39, 55	43, 44, 55	72	Toys and requisites for games	..	41	..	..
" mixed goods	8	39, 61	..	66	Trade according to British Empire and Foreign countries	23	45, 46	45, 46	..
" piece goods	8	39, 61	44	66	" by countries	..	45-53	45-53	..
" raw	8	39, 55, 61	43, 44, 55	66, 72	" direction of Indian—	23-25	..	..	..
" yarn, noils, and warps	8	39	..	..	" of India and of other countries	..	46	46	..
" waste	..	39	..	..	" with Aden	11, 16, 23	45, 50	45, 50	..
Silver bullion and coin, duty on imports and exports	1, 2, 29, 30	..	..	71	" " Allies	14, 15, 16, 18, 23	46	46	..
" " not imports of—	1, 2, 30	..	..	64	" " Arabia	18	50, 51	50, 51	..
" prices of—	1, 2, 30	..	..	64	" " Argentine Republic	15, 25	..	45, 50	..
" thread	29	..	..	..	" " Australia	3, 7, 9, 11, 13, 15, 18, 20, 24, 25	45, 46, 53	45, 46, 53	..
Skins, calf	..	40	..	..	" " Austria-Hungary	6, 10	45, 46	45, 46	53
" goat	19	..	42	..	" " Bahrain Islands	..	51	51	..
" raw	19	..	42, 60, 62	66, 72	" " Belgium	7	45, 46, 47	45, 46, 47	..
" sheep	..	..	42	..	" " Borneo	9	51	..	..
" tanned and dressed	19	..	42, 60, 62	66, 72	" " Brazil	14	46	46, 50	..
Sleepers of wood	7	40	..	..	" " British Empire	23-24	45, 46	45, 46	..
Soap	12, 24	40, 61	..	66	" " Guiana	..	..	50	..
Soda compounds	8	39	..	..	" " South Africa	..	46	46	..
Sodium carbonate	8	..	..	66	" " Canada	15, 19, 25	46, 50	45, 46, 50	..
South America	19, 25	..	..	..	" " Cape Colony	..	49	49	..
					" " Ceylon	3, 17, 18, 20, 21, 22, 24, 25	45, 46, 51	45, 46, 51	..
					" " Chile	19, 25	..	45, 50	..

## INDEX

	Report	TABLES				Report	TABLES		
		Import	Export	Miscellaneous			Import	Export	Miscellaneous
Trade with China	6,7,8,13, 15,16,20, 30	45,46,51	45,46,51		17			50	
" " Cuba	12,18	45,49	45,49		Treasure, Imports and exports of	1,2,29,30	35	35	
" " East African Protectorate	6,7,15, 16,17,18, 24,25,20	45,49	45,49		" " not imports of	1,2,29,30	35	35	
" " Egypt	23	46	46		Tubes and fittings wrought	See under " Trade with etc."	45,53	45,53	56,66
" " enemy countries	23-25	45,46	45,46		" " Europe		49	49	
" " Foreign Countries	9,13-15, 17,18,19, 20,21,22, 24,25	45,46,48	45,46,48		Turmeric ( <i>Curcuma longa</i> )	4,5,16	38,54	42,44,54	
" " France	5-15,17, 19,21,22, 24,25,29	45,46,51	45,46,51		Twist and yarn (cotton)	8	39		
" " German East Africa	6,11,20	45,46,48	45,46,48	53	Typewriters	2			66
" " Germany	6,9,11	45,46,48	45,46,48		Umbrellas		41		
" " Holland	6,7,20, 21,22,30	45,46,51	45,46,51		Umbrellas and fittings	See under " Trade with etc."	45,46, 47	45,46, 47	
" " Hongkong	18,21	51	45,51		United Kingdom	Do.	45,46, 50	45,46, 50	53
" " Indo-China	11	49	49		United States	1,2	61	62	
" " Italian East Africa	6,14,15, 19,20,21, 24,25	45,46,48	45,46,48		Value, calculated—of trade	1,2	61	62	
" " Italy	5-15,17, 19,21,22, 24,25,29	45,46,51	45,46,51	53	Variations in trade owing to changes in prices and volume	1,2	61	62	
" " Japan	6,9,15, 17,20,24, 25	45,46,52	45,46,52		Vermouth	9			
" " Java	6,17,25	45,46,49	45,46,49		Vessels, nationality of	29			77
" " Maskat Territory and Trucial Oman	17	49	49		" " number and tonnage of— engaged in the foreign seaborne trade	23,29			77
" " Mauritius	23	46	46		West Indies	17		50	
" " Natal	3,15,22	46,53	46,53		Wheat ( <i>Triticum sativum</i> )	17,18,27	31	42,58,62	66,67,68, 72,77
" " New Zealand	10,12	45,48	48		" " Commission (Royal)	17,18			
" " Norway	9,16,18,19, 21,23,26	45,46,52, 78	45,46,52, 78		" " flour	18		42,62	66
" " Persia		50	50		" " freights for				70
" " Portuguese East Africa		50	50		" " prices of				69
" " Reunion		48	48		Whisky	9			66
" " Roumania	8,19,20	45,46,48	45,46,48		Wholesale prices of certain staple articles	2,3			67
" " Russia		48	48		Wines	9	39		56
" " Sandwich Islands		53	53		Wire				
" " Siam	13,15,16, 21,26	52	52		Wood and timber	13	40	43	
" " Spain	11,14	49	45,49		" " deal and pine	13			
" " Straits Settlements	6,11,12, 16,17,20, 21,22,23, 24,25	45,46,52	45,46,52		" " sandal	13		43	
" " Sumatra	22	52	52		" " teak	13,28		43,62	66
" " Sweden	10,12,17	45,49	49		" " sleepers for railways	7	40		
" " Switzerland		46	46		Wood pulp	10	57		
" " Turkey in Asia (Mesopotamia)	16,18,19, 23,24,25, 30	45,53	45,53		Wool, manufactures	12,13,21	39,41,55	42,44	72
" " Turkey in Europe		49	49		" " raw	21,23,26	39	42,44, 59,62	66,70,72
" " United Kingdom	3,5-17, 19-24,29	45,46,47	45,46,47		" " Tibetan	26	79		
" " United Kingdom, other British and Foreign countries	23-25	45,46	45,46		Woollen carpets and rugs	21	39	42	
" " United States of America	1,3,6-12, 14,15,17, 19,20,21, 22,23,24, 25,29,30	45,46,50	45,46,50	53	" " hosiery		39		
					" " piece-goods	12	39,61		66
					" " shawls		39,61		66
					" " yarn and knitting wool		39		
					Worlds production of silver	30			
					Yarns (cotton)	4,5,16	38,54,61	42,44, 54,62	66
					" (silk)	8	39		
					Yarns and textile fabrics cotton	4-6, 15-16	37	38	
					" " " jute	14-15		38	
					" " " silk	8	37	38	
					" " " wool	12,13,21	37	38	
					" " " others		37	38	
					Zinc	8	39,55		

41. Memorandum and Statistical Tables relating to Prices and Freights in India since the outbreak of War. Rs. 2-8.
42. Return showing the Imports and Exports of Merchandise by sea, from and to foreign countries. Pies 6.
43. Prices and Freights during the first year of War. As. 12.
44. Trade of Indian ports in the first year of War. As. 2.
45. Prices and Freights after three years of War. Anna 1.
46. War Prices and Freights at the end of September 1917. Anna 1.
47. War Prices and House Rents at the end of December 1917. Rs 1-4.
48. Census of Coal Consumption in India during 1917. Half anna.
49. Registration and publication of Statistics relating to the Sea-borne Trade and Navigation of British India. Rs 3-2.
50. Return showing the imports and import duty collected during the first year of War. As. 12.
51. Statistical Tables relating to wheat. As. 13.
52. Imports into British India of Motor Cars, Tyres, etc. Half anna.
53. A Manual on the preparation of Crop Forecasts in India. As. 8.
54. Export trade of British India with certain neutral countries. Half anna.
55. Cotton Map of India, No. 1.—Showing the different varieties of cotton grown in the different districts and States in India. Price As. 8.
56. Cotton Map of India No. 2.—Showing the relative importance of cotton growing districts and States in India. Price As. 4. [Copies of these Maps can be obtained from the Department of Statistics, India, 1, Council House Street, Calcutta.]
57. Quinquennial Report on the Average Yield per Acre of principal Crops in India for the period ending 1916-17. As. 12.
58. Rise in prices at the end of November 1918. Anna 1.
59. Prices of country produce and salt in India at the end of 1918. Half anna.

**Agents for the Sale of Books Published by the  
Superintendent of Government Printing, India, Calcutta.**

**IN EUROPE.**

Constable & Co., 10, Orange Street, Leicester Square, London, W.C.  
Kegan Paul, Trench, Trübner & Co., 68-74, Carter Lane, E.C., and 25, Museum Street, London, W.C.  
Bernard Quaritch, 11, Grafton Street, New Bond Street, London, W.  
P. S. King & Sons, 2 & 4, Great Smith Street, Westminster, London, S.W.  
H. S. King & Co., 65, Cornhill, E.C.; and 9, Pall Mall, London, W.  
Grindlay & Co., 54, Parliament Street, London, S.W.

Luzac & Co., 46, Great Russell Street, London, W.C.  
W. Thacker & Co., 2, Creed Lane, London, E.C.  
T. Fisher Unwin, Ltd., 1, Adelphi Terrace, London, W.C.  
Wm. Wesley & Son, 28, Essex St., Strand, London.  
B. H. Blackwell, 50 & 51, Broad Street, Oxford.  
Deighton, Bell & Co., Ltd., Cambridge.  
Oliver and Boyd, Tweeddale Court, Edinburgh.  
E. Ponsonby, Ltd., 116, Grafton Street, Dublin.  
Ernest Leroux, 28, Rue Bonaparte, Paris.  
Martinus Nijhoff, The Hague, Holland.

**IN INDIA AND CEYLON.**

Thacker, Spink & Co., Calcutta and Simla.  
Newman & Co., Calcutta.  
R. Cambay & Co., Calcutta.  
S. K. Lahiri & Co., Calcutta.  
B. Banerjee & Co., Calcutta.  
The Indian School Supply Depôt, 309, Bow Bazar Street, Calcutta, and 226, Nawabpur, Dacca.  
Butterworth & Co. (India), Ltd., Calcutta.  
Rai M. C. Sarcar Bahadur and Sons, 90-2A, Harrison Road, Calcutta.  
The Weldon Library, 57, Park Street, West, Calcutta.  
Standard Literature Company, Limited, Calcutta.  
Lal Chand & Sons, Calcutta.  
Higginbotham & Co., Madras.  
V. Kalyanarama Iyer & Co., Madras.  
G. A. Natesan & Co., Madras.  
S. Murthy & Co., Madras.  
Thompson & Co., Madras.  
Templo & Co., Madras.  
P. R. Rama Iyer & Co., Madras.  
Vas & Co., Madras.  
E. M. Gopalakrishna Kone, Madras.  
Thacker & Co., Ltd., Bombay.  
A. J. Combridge & Co., Bombay.  
D. B. Taraporevala, Sons & Co., Bombay.  
Mrs. Radhabai Atmaram Sagoon, Bombay.  
Sunder Pandurang, Bombay.

Gopal Narayan & Co., Bombay.  
Ram Chandra Govind & Son, Kalbadevi, Bombay.  
The Standard Bookstall, Karachi.  
Mangaldas Harkisandas, Surat.  
A. H. Wheeler & Co., Allahabad, Calcutta and Bombay.  
N. B. Mathur, Supt., Nazir Kanan Hind Press, Allahabad.  
Rai Sahib M. Gulab Singh & Sons, Mufid-i-Am Press, Lahore and Allahabad.  
Rama Krishna & Sons, Lahore.  
Supt., American Baptist Mission Press, Rangoon.  
Manager, the "Hitavada," Nagpur.  
S. C. Talukdar, Proprietor, Students and Co., Cooch Behar.  
A. M. & J. Ferguson, Ceylon.  
Manager, Educational Book Depôts, Nagpur and Jubbulpore.\*  
Manager of the Imperial Book Depôt, 63, Chandney Chalk Street, Delhi.\*  
Manager, "The Agra Medical Hall and Co-operative Association, Ltd." (Successors to A. John & Co., Agra).  
Supt., Basel Mission Book and Tract Depository, Mangalore.\*  
P. Varadachary & Co., Madras.\*  
H. Liddell, Printer, etc., 7, South Road, Allahabad.\*  
Ram Dayal Agarwala, 184, Katra, Allahabad.\*  
D. C. Anand & Sons, Poshawar.\*  
Manager, Newal Kishore Press, Lucknow.\*

\* Agents for the sale of Legislative Department Publications only.

Forty-fifth Issue]

DEPARTMENT OF STATISTICS, INDIA

REVIEW

OF THE

TRADE OF INDIA

IN

1918-19

---

*Published by order of the Governor-General in Council.*

---



CALCUTTA  
SUPERINTENDENT GOVERNMENT PRINTING, INDIA  
1919

*Price Twelve Annas.*

[No. 1009.]