

Forty-third Issue]

DEPARTMENT OF STATISTICS, INDIA

REVIEW

OF THE

TRADE OF INDIA

IN

1916-17

Published by order of the Governor-General in Council.



CALCUTTA
SUPERINTENDENT GOVERNMENT PRINTING, INDIA
1917

Price Twelve Annas.

[No. 400].

Departmental Publications.

These Publications are obtainable from the Superintendent, Government Printing, India, Calcutta. Remittances should be made by postal or money order and should include forwarding charges as indicated in brackets opposite each publication.

DEPARTMENT OF STATISTICS, INDIA.

ANNUAL.

1. Review of the Trade of India. As. 12 (2a.)
 2. Accounts relating to the Sea-borne Trade of British India for the Calendar year. As. 8. (2a.)
 3. Annual Statement of the Foreign Sea-borne Trade and Navigation of British India :—
 Vol. I.—Abstract and detailed Tables of Imports and Exports. R4. (R1.)
 Vol. II.—Abstract and detailed Tables of Trade and Shipping with each country and at each Port; and the Tables relating to the trade of Aden and of the French and Portuguese Possessions of India. R4-12. (12a.)
 4. Annual Statement of the Coasting Trade and Navigation of British India. R3. (7a.)
 5. Inland Trade (Rail and River-borne) of India. R1-12. (8a.)
 6. Report on the Trade carried by Rail and River in Bengal. R3-3. (5a.)*
 7. Report on the Trade of Bengal with Nepal, Tibet, Sikkim, and Bhutan. As. 13. (2a.)*
 8. Prices and Wages in India. R2. (9a.)
 9. Statistical abstract for British India.—Vol. I.—Commercial Statistics. R1-8.
 10. " " " Vol. II.—Financial Statistics. R1-8.
 11. " " " Vol. III.—Public Health. R1.
 12. " " " Vol. IV.—Administrative, Judicial, etc. R1-4.
 13. " " " Vol. V.—Education. R1-6.
 14. Agricultural Statistics of India—
 Vol. I.—British India. R2-8. (12a.)
 Vol. II.—Native States. R1. (4a.)
 15. Summary Tables of the Agricultural Statistics of British India. As. 4.
 16. Estimates of Area and Yield of principal Crops in India. As. 8. (2a.)
 17. Preliminary estimates of Area and Yield of principal Crops in India. Half anna.
 18. Report on the production of Tea in India. As. 8. (2a.)
 19. Report on the production and consumption of Coal in India. As. 8. (2a. 6p.)
 20. Statistics relating to Joint Stock Companies in British India and Mysore. R3. (2a.)
 21. Variations in Indian Price Levels from 1861 expressed in Index numbers. As. 12. (3a.)
 22. Statistical Tables relating to Banks in India with an Introductory Memorandum. As. 4.
- NOTE.—[Those marked with an asterisk (*) to be obtained from the officer in charge, Bengal Secretariat Book Depot.]

HALF-YEARLY.

23. Increase or decrease in the Capital of Companies incorporated in India and registered under the Indian Companies Act. Half anna.

QUARTERLY.

24. Inland Trade (Rail and River-borne) of India. As. 8. (2a.)
25. England for Government Departments in India). As. 8.

MONTHLY.

26. Foreign Trade and Navigation of British India. As. 8. (2a.)
27. Inland Trade and Navigation of British India. As. 4.
28. Inland Trade of British India with foreign countries. As. 8. (2a.)
29. Weaving in Indian Mills. As. 2. (1a.)
30. Prices of principal articles. Anna 1 and pies 6.
31. As. 2.
32. Half anna.
33. Trade in British India and Mysore. Half anna.

FORTNIGHTLY.

34. Prices of Cereals, Pulses, Oilseeds, Sugar, Salt, etc., in India. As. 6.
35. Wheat in India. Anna 1 and pies 6.
36. Half anna.

WEEKLY.

37. Trade in Chief Ports of Wheat, Jute and Cotton. Half anna.

MISCELLANEOUS.

38. Trade Tables relating to the Trade of India with Germany and Austria-Hungary. As. 8. (2a.)
39. List of Factories and other large Industries in India. R3-12.

[continued on page 3 of cover]

Forty-third Issue]

DEPARTMENT OF STATISTICS,

REVIEW

OF THE

TRADE OF INDIA

IN

1916-17

Published by order of the Governor-General in Council.



CALCUTTA
SUPERINTENDENT GOVERNMENT PRINTING, INDIA
1917

Price Twelve Annas.

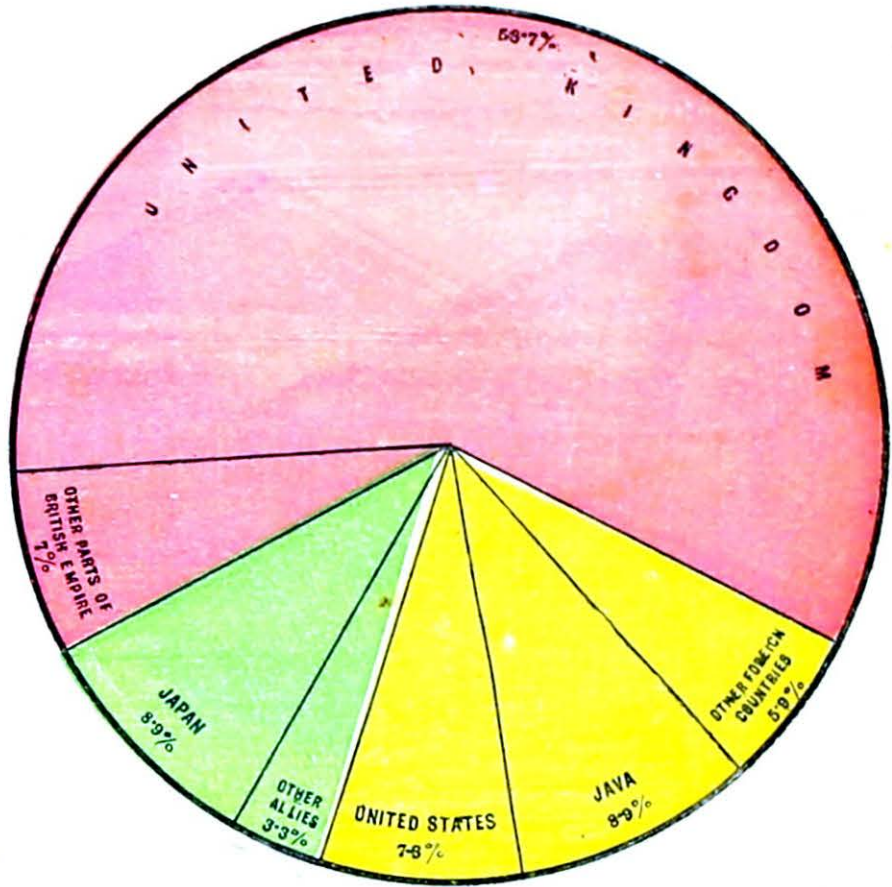
[No. 400].

IMPORTS

I. THE SHARE OF PRINCIPAL COUNTRIES IN THE IMPORT TRADE IN THE YEAR ENDING 31ST MARCH 1917, AS COMPARED WITH THE AVERAGE OF THE FIVE PRE-WAR YEARS 1909-10 TO 1913-14.

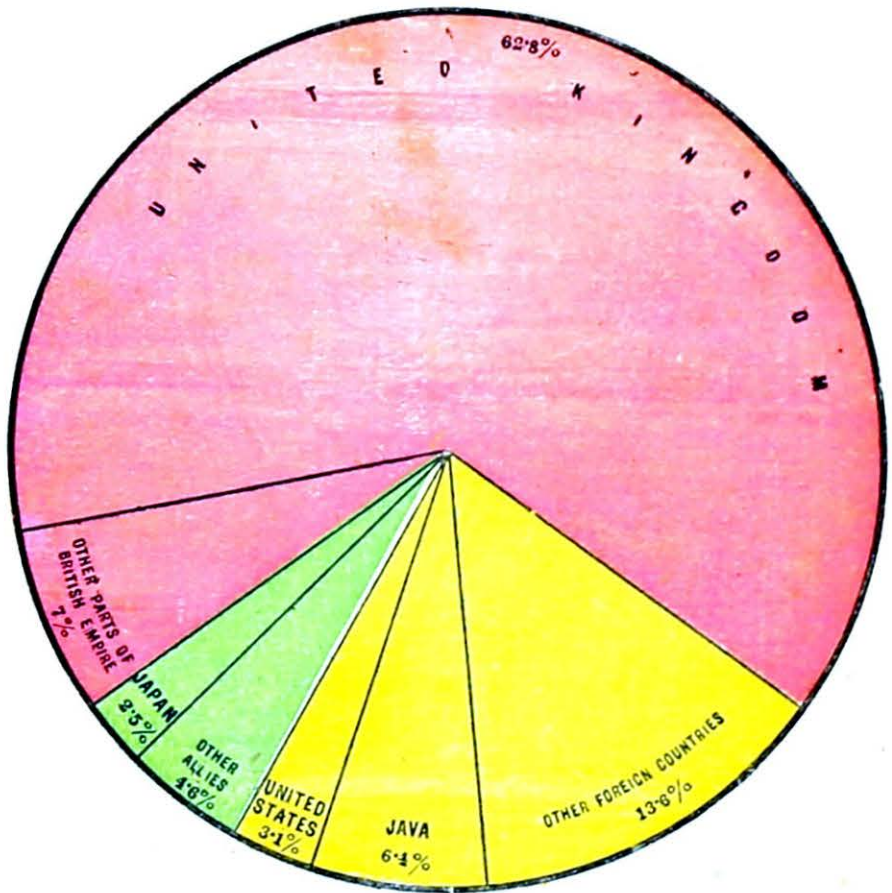
I.—YEAR ENDING 31ST MARCH 1917.

	PER CENT
BRITISH EMPIRE	65.7
ALLIES	12.2
UNITED STATES*	7.3
OTHER COUNTRIES	14.8
	100



II.—AVERAGE OF THE FIVE PRE-WAR YEARS 1909-10 TO 1913-14.

	PER CENT
BRITISH EMPIRE	69.8
ALLIES	7.1
UNITED STATES*	3.1
OTHER COUNTRIES	20
	100



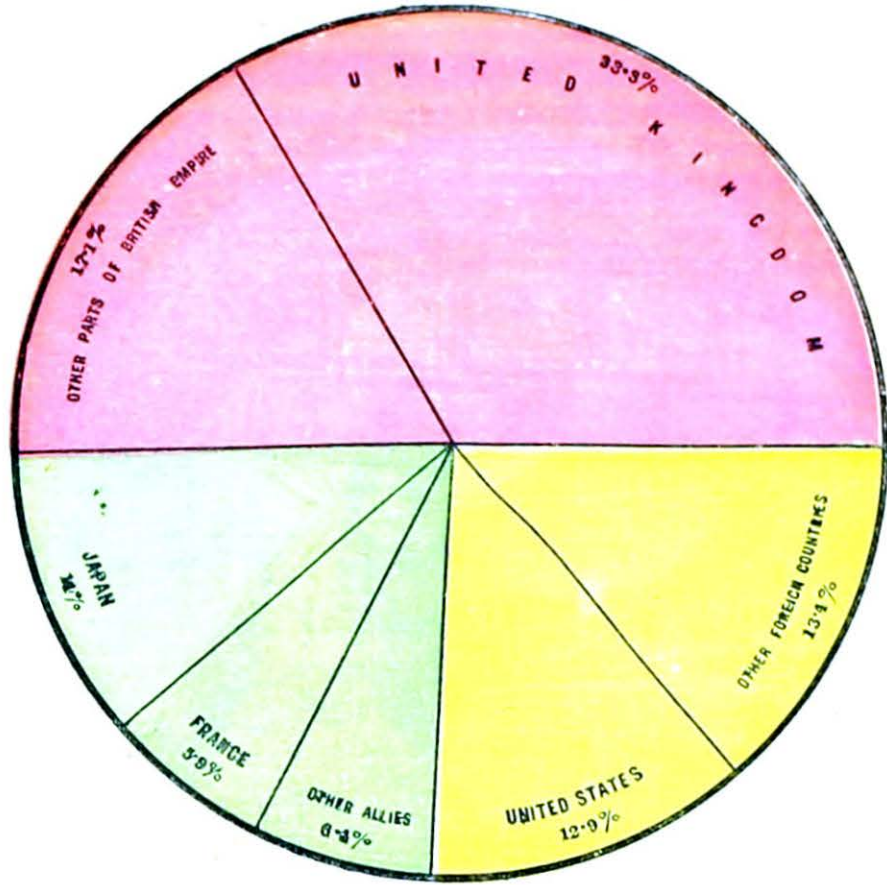
Note.— The British Empire has been coloured pink, the Allies green, and Foreign countries yellow. Imports include merchandise on private account only and exclude treasure. *The United States of America was not an ally until after the year under review.

EXPORTS

2. THE SHARE OF PRINCIPAL COUNTRIES IN THE EXPORT TRADE IN THE YEAR ENDING 31ST MARCH 1917, AS COMPARED WITH THE AVERAGE OF THE FIVE PRE-WAR YEARS 1909-10 TO 1913-14

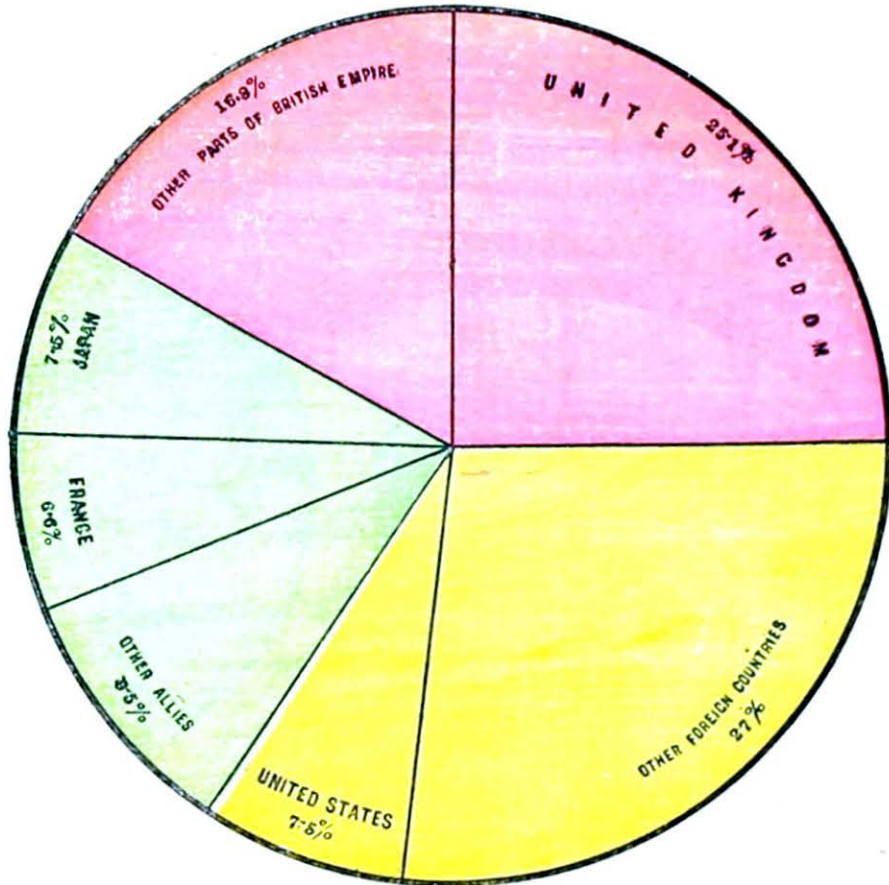
I. - YEAR ENDING 31ST MARCH 1917

	PER CENT
BRITISH EMPIRE	50.4
ALLIES	23.8
UNITED STATES*	12.9
OTHER COUNTRIES	13.4
	100



II. - AVERAGE OF THE FIVE PRE-WAR YEARS 1909-10 TO 1913-14

	PER CENT
BRITISH EMPIRE	41.9
ALLIES	23.6
UNITED STATES*	7.5
OTHER COUNTRIES	27
	100



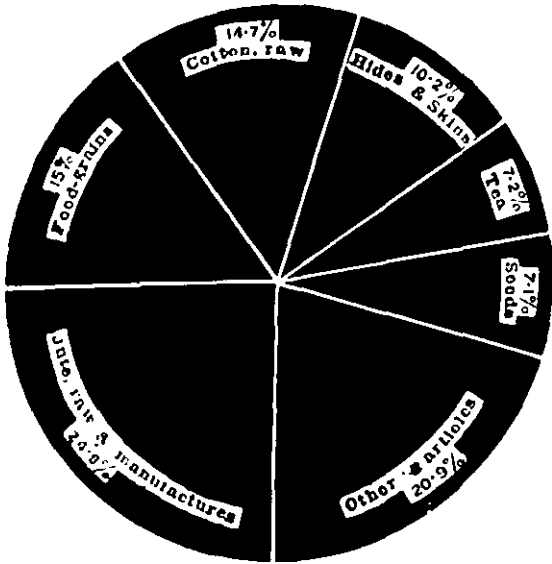
Note: -

The British Empire has been coloured pink, the Allies green, and Foreign countries yellow. Exports include merchandise on private account only and re-exports but exclude treasure. The United States of America was not an ally until after the year under review.

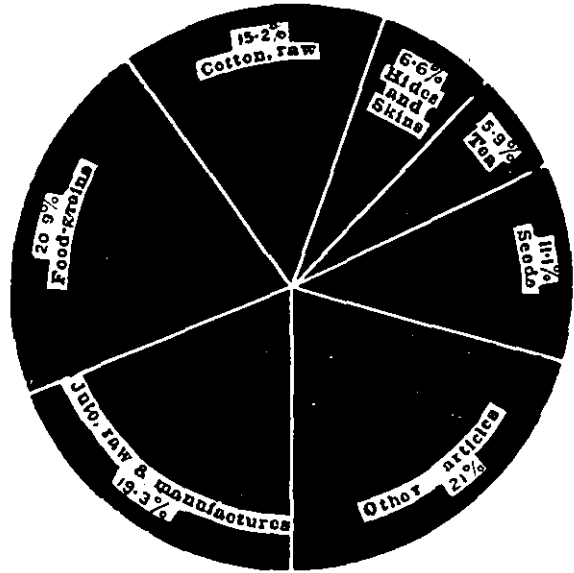
3. THE SHARE OF PRINCIPAL ARTICLES IN THE IMPORT AND EXPORT TRADE IN 1916-17 AS COMPARED WITH THE AVERAGE OF THE 5 PRE-WAR YEARS 1909-10 TO 1913-14.

(PRIVATE MERCHANDISE ONLY)

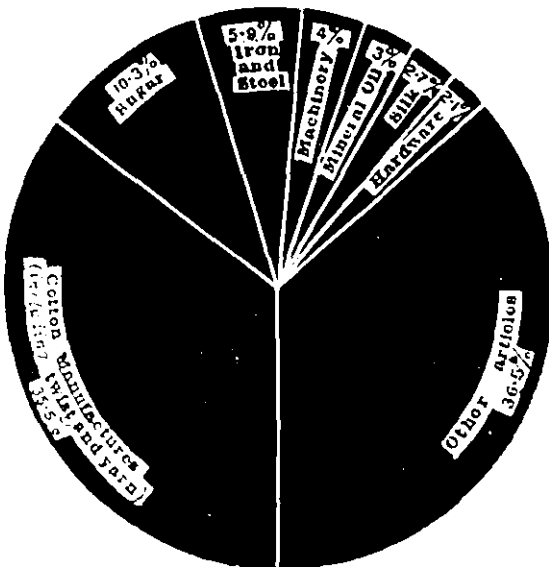
1916-17
EXPORTS



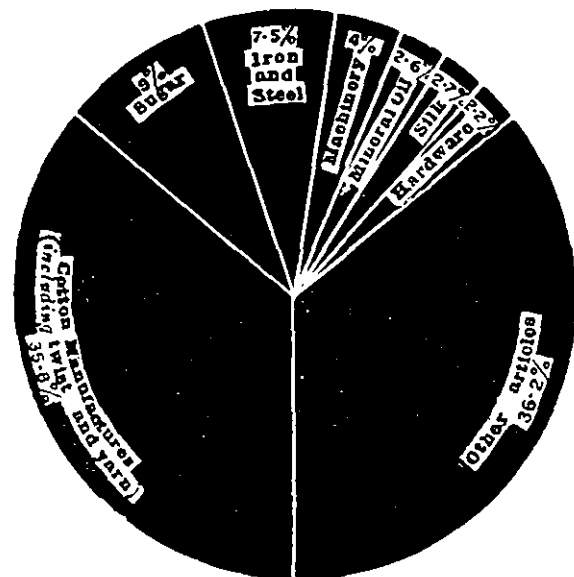
1909-10 TO 1913-14
(AVERAGE OF THE 5 PRE-WAR YEARS)
EXPORTS



1916-17
IMPORTS



1909-10 TO 1913-14
(AVERAGE OF THE 5 PRE-WAR YEARS)
IMPORTS



To

THE SECRETARY TO THE GOVERNMENT OF INDIA,
DEPARTMENT OF COMMERCE AND INDUSTRY.

SIR,

I have the honour to submit the Forty-third Annual Review of the Trade of India which deals with the trade of the year ended 31st March, 1917. On considerations of economy the Review has been curtailed. Charts, statistical tables, and an index have been appended to the Review.

I have the honour to be,

SIR,

Your most obedient servant,

G. FINDLAY SHIRRAS,
Director of Statistics.

DEPARTMENT OF STATISTICS :

1, Council House Street,
Calcutta, the 24th September, 1917.

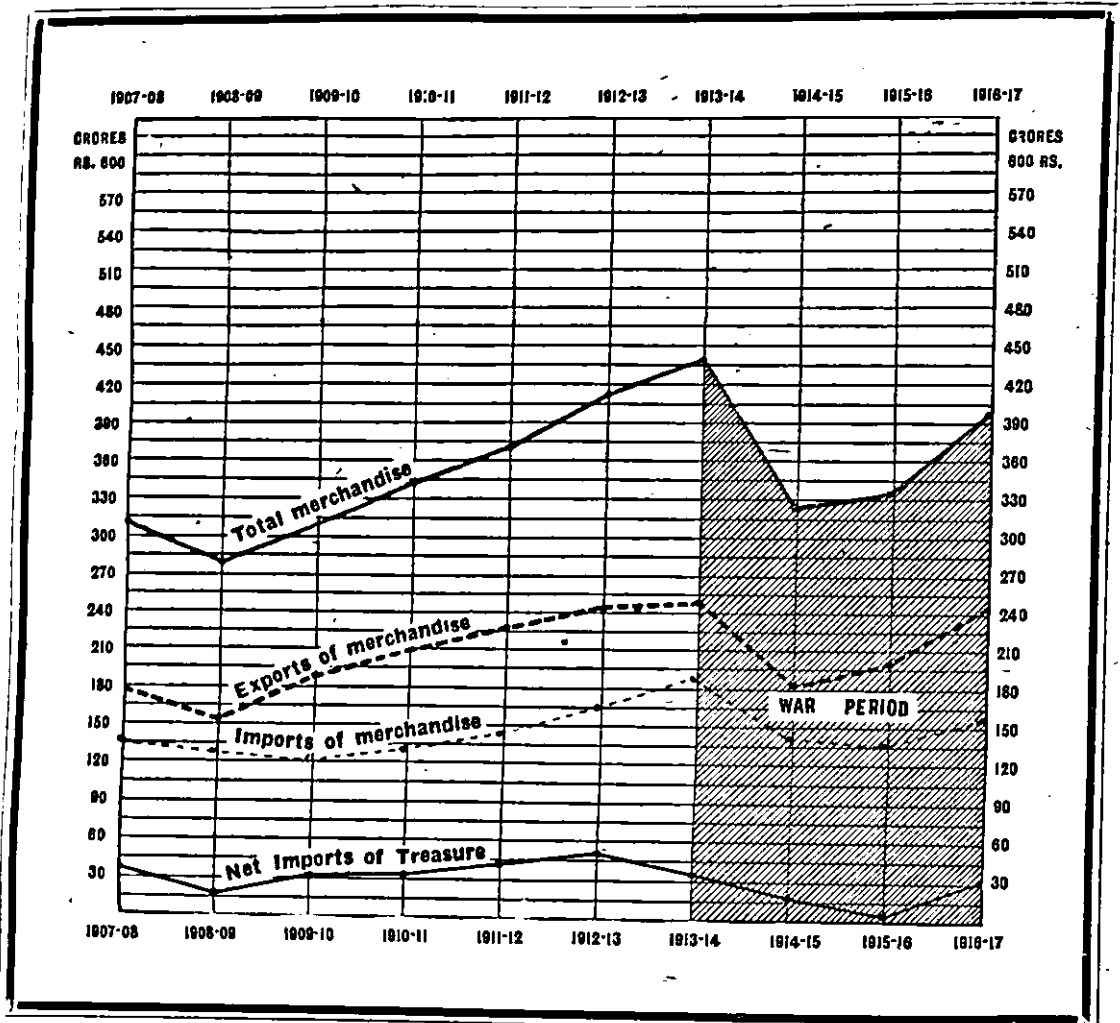
CONTENTS.

PART I—REPORT.

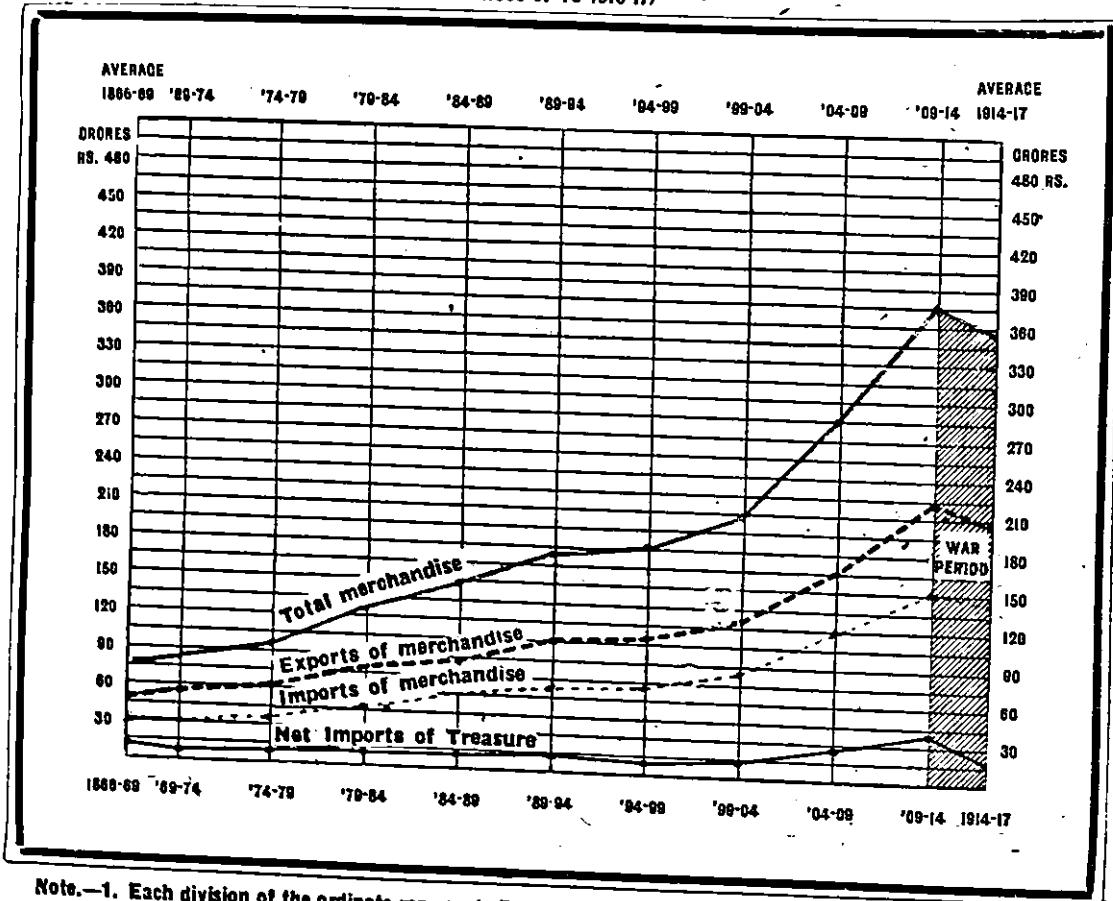
	Page.
Charts—	
1. Share of the United Kingdom, other parts of the British Empire, the Allies, and other foreign countries in the Import trade	Frontispiece
2. Share of the United Kingdom, other parts of the British Empire, the Allies, and other foreign countries in the Export trade	ib
3. Share of principal articles in the Import and Export trade of British India.	ib
4. Growth of the foreign sea-borne trade of India— (a) in a decade; (b) during half a century	Facing page 1
5. Monthly movement of foreign sea-borne trade	ib
Chapter I.—General Summary	1—3
Chapter II.—Imports of merchandise—	
General remarks	3—4
Cotton manufactures	4—6
Sugar	6—7
Iron and steel	7
Other metals	7—8
Machinery and millwork	8
Mineral oil	8—9
Silk	9
Chemicals, drugs, and medicines	ib
Hardware	ib
Provisions	10
Paper and pasteboard	10—11
Liquors	11
Motor cars and cycles	11—12
Salt	12
Railway plant and rolling-stock	ib
Other articles	13—14
Government stores	14
Chapter III.—Exports of merchandise—	
General remarks	14—15
Jute and jute manufactures	15—17
Cotton and cotton manufactures	17—19
Grain, pulse, and flour	19
Rice	19—20
Wheat and wheat-flour	21—22
Other food grains	22
Hides and skins	22—23
Tea	23—24
Oil seeds	24—25
Raw wool	25
Other articles	25—27
Re-exports of foreign merchandise	27—28
Government stores	28
Chapter IV.—The Direction of trade	28—31
Chapter V.—	
I.—Frontier trade	31—32
II.—Inland trade	32—33
III.—Coasting trade	32
Chapter VI.—	
I.—Customs Revenue	34
II.—Shipping	34—35
III.—Gold and silver, coin and bullion	35—36
V.—Balance of trade	36—37

4. GROWTH OF THE FOREIGN SEA-BORNE TRADE OF INDIA.

(a) IN A DECADE
(1907-08 TO 1916-17)



(b) DURING HALF A CENTURY
(1866-67 TO 1916-17)

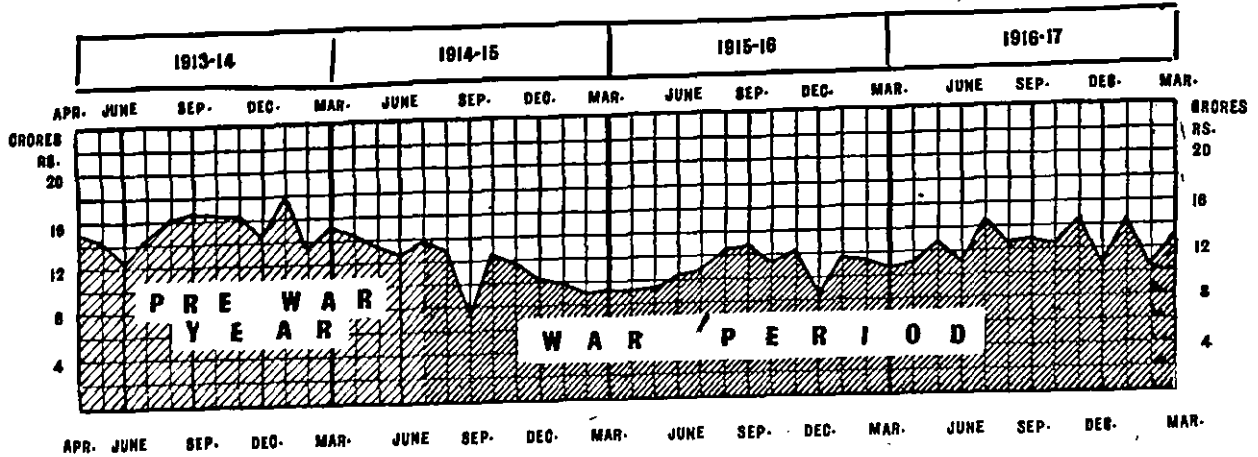


- Note.—1. Each division of the ordinate represents Rs. 15 crores equal to Rs. 1,500 lakhs or £10 millions sterling.
 2. In chart 4(b) the curves for 1866-69 and 1914-17 are based on averages for three years, the remaining curves are based on averages for five years.
 3. Total merchandise includes Imports and Exports, both private and Government.
 4. Imports of merchandise are inclusive of Government stores.
 5. Exports of merchandise are inclusive of re-exports and Government stores.
 6. *Net* Imports of Treasure are the Imports *minus* the Exports of gold and silver, both private and Government. The exports of treasure are ordinarily very much less than the imports.

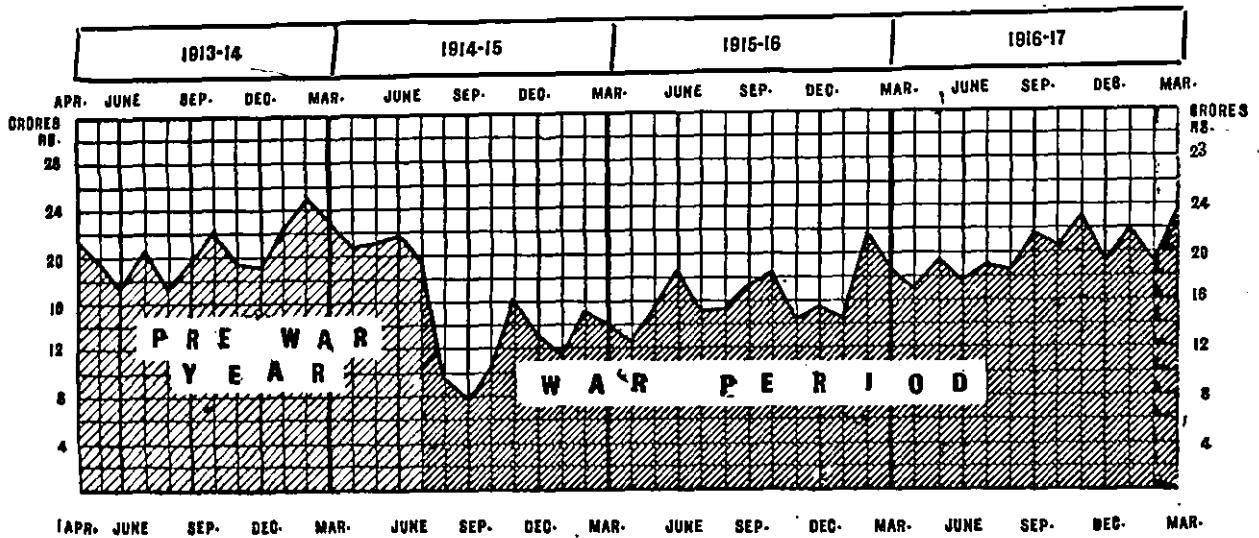
5. MONTHLY MOVEMENT OF FOREIGN SEA-BORNE TRADE IN 1914-15, 1915-16 AND 1916-17, COMPARED WITH THAT OF THE PRE-WAR YEAR 1913-14.

(PRIVATE MERCHANDISE ONLY)

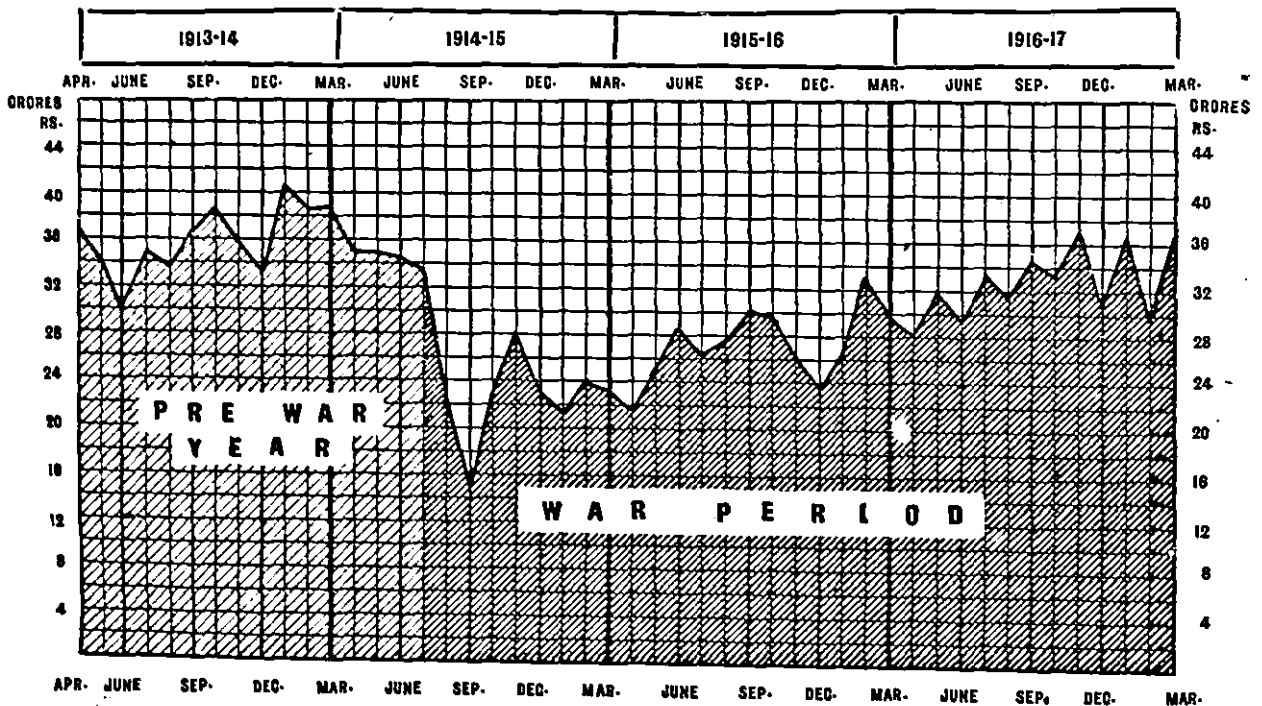
(I) IMPORTS



(II) EXPORTS



(III) TOTAL IMPORTS AND EXPORTS



INDEX

	Report	TABLES				Report	TABLES		
		Import	Export	Miscellaneous			Import	Export	Miscellaneous
Absorption of gold	36	67	Chairman of Exchange Banks' Association	37
Acids	9	Champagne	11
Aden	12, 19, 29	51, 56	51, 56	..	Chasam and cocoons
Afghanistan	24, 32	78	78	..	Characteristics, general—of the year
Agricultural implements	—	45	" " summary	1
Alc, beer, and porter	11	46, 64	..	68	Charts illustrating the—
Alizarine dyes	14	47	..	68	growth of foreign sea-borne trade
Alms	28, 29, 30	52	52	..	monthly movement of trade share of articles in the import and export trade
Almonds	..	47	shares of countries in import and export trade
Aluminium	..	45	Chemicals	9	46	49	..
Ammonia and salts	" drugs, and medicines	3	43	44	..
Apple and spring	..	45	Chile	16, 24	..	51	..
Animal oil	..	45	Chillies (<i>Capricum Sps.</i>)	49	68
Animaline dyes	14	47	..	68	China	7, 9, 31	57	57	..
Animals, living	..	47, 78	50	..	Cider	..	46
Apparel	13, 14	46, 53, 60	50	..	Cigarettes	13	47
Arabia	18, 22, 27, 30	57	57	..	Cigars	50	68
Argentine Republic, trade of	31	..	51	..	Clocks and watches
Arhar dal	69	Cloves (<i>Eugenia caryophyllata</i>)	13	46	..	68
Arms, ammunition, and military stores	..	47	..	48	Coal	27	47	49	68
Articles of food and drink	4, 15	43	43, 44	..	" coke	27	..	49	..
Articles by post	..	47	50	..	" bunker, shipments of	27
Articles wholly or mainly manufactured	4, 15	43	43, 44	..	" freights for—	27
Austria-Hungary	18, 22	51, 53	51, 53	..	" growth of the—industry in India	27
Australia, trade of	1, 14, 29	51, 52, 59	51, 52, 59	..	" prices of	27
Bajra (<i>Pennisetum typhoidum</i>)	19	..	48, 65	69	" production	27
Bahrain Islands	20	57	57	..	Coal tar dyes	14	47
Balance of trade	36	67	Coasting trade	33	79	79	..
Bank of England	36	" " exports	33	..	79	..
Bar gold	36	" " imports	33	79	79	..
Barley (<i>Hordeum vulgare</i>)	19, 22	..	48	68	" " Indian merchandise	33	79	79	..
Bars and Channel	7	45, 64	..	65	" " of Bengal	33
Beer, bottled	11, 30	46, 64	..	68	" " Bihar and Orissa	33
Beams, pillars	7	45, 64	..	68	" " Bombay	33
Beans	22	" " Burma	33
Belgium	30	51, 52, 53	51, 52, 53	..	" " Madras	33
Belting for machinery	8	47	" " Sind.	33
Bengal Iron and Steel Co.	26	" " principal articles	33
Benzine	9, 27	" " provincial distribution of shipping	33
Betelnut (<i>Areca Catechu</i>)	13	46	..	68	" " total value	33
Biscuits and cakes	10	45	..	68	Coconut oil (<i>cocos nucifera</i>)	26	..	49	68, 72
Bleaching materials	9	Coconuts	68
Boilers	..	45	Coffee (<i>coffea arabica</i>)	27	..	49	68
Bones	50	..	" prices of	49	68
Books, printed, etc.	..	47	Coir
Boots and shoes	..	47	..	68	Conclusions	37
Borneo	8	57	Controller of Currency	36, 37
Bran and pollards	50	..	" Wool	31
Brandy	11	68	Confectionery	..	45
Braes, bronze, etc.	..	45	Copper	7	45, 48, 61	..	68
Brazil, trade of	15, 16	52	52, 56	..	Copra or dried coconut kernel	24, 25, 30	..	48	68
Breweries, production of Indian	11	Cordage and rope	..	47	50	..
Bridge work	7	45, 64	..	68	Cotton, blankets
Bricks and tiles	..	47	..	68	" Broach, prices of	17	69
Bristles	50	..	" " Indian	17
British Guiana	56	..	" " fents	6	44
South Africa	29	52	52	..	" " goods	3, 5, 6, 18-19	44	48, 50	..
India trade of (calendar year)	1	52	52	..	" " handkerchiefs and shawls	..	44	..	68
British Possessions, trade with the	29	51, 52	51, 52	..	" " hosiery	6, 30	44
Builder's hardware	..	45	" " industry	18
Building materials	..	47	" " manufactures	4-6, 18, 19	44, 60	48, 50	..
Bullion	35	" " piecegoods	2, 5, 6, 18, 19	44	48, 50	..
Button	30	" " coloured	5, 6, 18	44	48, 50	68
Calculated values of imports and exports	4, 15	64	65	..	" " white	5, 6	44	48, 50	68
Camphor	9	46	" " grey	5, 6, 18	44	48, 50	68
Canada, trade of	1, 29	51, 52, 56	51, 52, 56	..	" " duty on	34
Candles	50	68	" " prices of	69
Canned and bottled provisions	10	45, 64	..	68	" " descriptions of	5, 6, 18
Canvas, flax	..	47	..	68	" " raw (<i>Gossypium Sps.</i>)	17	44, 60	48, 60	68
Cape Colony	..	55	55	..	" " monthly exports	89	..
Carbide of calcium					
Carpets and rugs	..	46					
Carriages and carts	..	47					
" " wagons	..	46, 48					
Cassia lignea	..	46					
Castor oil (<i>Ricinus Communis</i>)	26	..	49	68, 72					
" seed	25	..	48, 63, 65	68, 72					
Cement	..	47	..	68					
Ceylon	13, 20, 29	51, 52, 57	51, 52, 57	..					

INDEX

	Report	TABLES			Report	TABLES		
		Import	Export	Miscellaneous		Import	Export	
Cotton, raw, Indian production and cultivation	17	Frontier trade, cotton piecegoods			
" prices of	17	69	export of—	32	..	78
" seed	25	..	48	68	" principal articles of	32	78	78
" shawls	..	44	" provincial distribution	31,32	78	78
" thread, sewing	..	44	" Registration of	31
" twist and yarn	3,4,5,30	44	48, 50	08	" total value	31	78	78
" of lower and higher counts	4,5	" with Afghanistan	31, 32	78	78
" prices of	" " Bhutan	..	78	78
" production of Indian—	5	" " Central Asia	31	78	78
" waste	5	44	" " Dir, Swat and
" woven goods, production of	18	Bajaur	31	78	78
Council bills	2,36	07	Karonnee	31	78	78
Crops	2	Nepal	31	78	78
Crop, percentage of export to	Persia	31	78	78
production of—	Sikkim	31	78	78
Cuba	31	Shan States	31,32	78	78
Currency, Controller of	36,37	Siam	31	78	78
Customs tariff, Indian	34	Tibet	31,32	78	78
free articles	34	Unadministered
Customs revenue	34	Kachin country	32	..	78
Cutlery	9	47	Western China	31	78	78
hardware, implements, and	..	45	" wool, raw, imports of	32	78	..
instruments	..	47	Fruits and vegetables	13	47	50
Cycles	..	47	Fuel oil	8
Dates	13	47	Furniture and cabinetware	..	47	..
Declared value per unit of prin-	..	68	68	..	German East Africa	..	55	55
cipal articles of import and export	German silver	..	45	..
Deck passage rates from Calcutta	71	Germany	..	51, 52	51, 52
Denmark	30	Ghi	..	54	54
Direction of Indian trade	28-31	Gin	49
Disinfectants	Ginger (<i>zingiber officinale</i>)	49
Domestic hardware	..	45	Girders	..	46	..
Drugs and medicines	9	46	50	..	Glass and glassware	7,13,30	46	..
Duty, import	34	73	bangles	13	46	..
excise—on cotton goods	34	72	beads and falso pearls	13	46	..
" export—on rice	34	72	bottles and phials	13	46	..
" on jute	34	72	funnels, globes, etc.	13	46	..
" " salt	34	72	lamps (glass parts of)	13
" " tobacco	34	72	sheets and plate	13	46	..
" " tea	34	72	Glass, tabloware
" " Special	34	Glassware and earthenware	..	43	44
Dyeing and tanning substances	13	..	49	..	Gold, absorption of	36
Dyes and colours	14	43	44	..	bullion and coin, movement of	35, 36	60	..
Earthenware and porcelain	30	47	" imports and exports of	35, 36	41, 66	41, 66
East African Protectorate	29	" not imports of	..	67	..
Egypt, trade of	1,2,29	52	51,52	..	" stocks of
Effects of war on foreign commerce	2	Gold and silver, movement of	35, 36
Electrical instruments	13	46	" " thread	13
machinery	8	45	" " imports and exports	1,35, 36
Enamelled ironware	9, 30	45	Gold Standard Reserve
" descriptions of	9	Government stores	2	41	41
Electroplated ware	9	" imports of	14	41	..
Enfaced rupee paper	87	" exports of	28	..	41
Engines Locomotive	..	46, 48	Grain, pulse, and flour	19-22	43, 47	44, 48
Exchange, Banks	37	Gram (<i>Cicer arictinum</i>)	19, 22	..	48
Excise duty on cotton goods	34	72	Groundnuts (<i>Arachis hypogaea</i>)	24, 25	..	48
Export duty on rice, tea, jute	34	72	Gums, resins
Exports of Indian merchandise	14	" and lac	..	43	44
excess of—over imports	41	..	Gunpowder	6
" expansion of	Haberdashery and millinery	13	47, 60	50
" net—	41	..	Handkerchiefs and shawls	..	44	..
" principal articles of	15	..	48	..	Hardware	3, 9	45, 61	50
" principal increases or	" and cutlery	9	47	..
" decreases	14, 15	43	43	..	" detailed items of	9	45	..
" ratio of—to production	77	Hats, caps and bonnets	..	46	..
" value of	14	..	41	..	Hemp, raw (<i>Crotalaria juncea</i>)	49
" " by classes	15	..	43, 44	..	Hosiens	34
Ferriaceous and patent foods	10	45	..	68	Hides, buffalo	22	..	49
Fents	0	44	" calfskins	49
Fibres for brushes	50	..	" cow	22	..	49
Fish	..	47	50	..	" raw	22, 23	..	49, 63
dry, salted	..	78	50, 78	..	Hides, tanned or dressed	22, 23	..	49, 63
Fish, maws and sharkfins	50	..	" and skins, raw	14, 22	..	49, 63
Flax, canvas	..	47	..	68	" " tanned or dressed	22, 23	..	49, 63
piecegoods	..	47	..	68	Holland	30, 31	51, 52	51, 52, 54
raw	..	47	Hongkong	29	51, 52	51, 52, 57
Fodder, bran, and pollards	50	..	Hoops and strips	7	57	..
Food, drink, and tobacco	4, 15	43	43, 44	..	Horses	..	47	50
grains, other than rice and	Hosiery, cotton	0,30	44	..
wheat	22	Implements and tools	..	45	..
Foreign countries and others, trade	Import duty levied in foreign coun-
with	1	51, 52	51, 52	..	tries—percentages of.	72
" trade of India as compared	" net	72
" with that of other countries.	1	" tariff	34	..	73
France, trade of	1, 30	51, 52	51, 52	..	Imports, invisible	36, 37
Free articles	34				
Freights, Indian—maritime	2	71				
maritime—for coal, gunnies				
" pig iron, rice, jute, linseed,	71				
" tea, etc.				
Frontier trade	31-32	78	78	..				

INDEX

	Report	TABLES				Report	TABLES		
		Import	Export	Miscellaneous			Import	Export	Miscellaneous
Imports of Government Stores	14	41, 48					
" private merchandise (total)	1, 3, 4	41					
" principal articles of	3	41-47					
" increases or decreases	3					
" treasure	1	41, 66					
" value of	..	41					
" by classes	4	43	2	..					
Import and export trade of Australia	29	51, 52	51, 52	..					
" Argentine	31	52	52	..					
" Brazil	15	52	52	..					
" Canada	1, 29	52, 56	52, 56	..					
" Egypt	1, 29	52	52	..					
" Franco	30,	51, 52,	51, 52,	..					
" India	1	53	53	..					
" Italy	30	52	52	..					
" Japan	1, 30	51, 52, 54, 51, 52, 54					
" Russia	1, 30	57					
" United Kingdom	1, 29	51, 52	51, 52	..					
" United States of America	1, 30	51, 52, 53	51, 52, 53	..					
Indigo (<i>Indigofera Sp.</i>)	26	..	49, 62	68, 71, 72					
" synthetic.	14					
" production	26					
Indo-China	31	57	51, 57	..					
Inland trade	32-33					
" between port towns and provinces	32					
" fluctuations	32-33					
" imports of cotton raw	32	80					
" gram and pulse	32	81					
" jute	32	81					
" linseed	32	81					
" rape and mustard	32	81					
" rice	32	80					
" tea	32	81					
" wheat	32	80					
" quantity and value of	..	79	79	..					
" Registration of	32					
" scope of statistics of	32					
" Total value	32					
Inland trade with Assam	..	80, 81					
" Bengal	..	80, 81					
" Bihar and Orissa	..	80, 81					
" Bombay Port	32	80, 81					
" Presidency	..	80, 81					
" Calcutta	32	80, 81					
" Central Provinces	..	80, 81					
" Karachi	32	80, 81					
" Kashmir	..	80, 81					
" Madras Presidency	..	80, 81					
" Madras Ports	..	80, 81					
" Mysore	..	80, 81					
" Nizam's Territory	..	80, 81					
" Punjab	..	80, 81					
" Rajputana and Central India	80, 81	..					
" Sind and British Baluchistan	80, 81	..					
" United Provinces	80, 81	..					
Instruments, apparatus and appliances	13	46, 48					
" electrical	13	46					
" musical	..	46					
" photographic	..	46					
" scientific and philosophical	..	46					
Interest payments	37					
Internal trade	2					
Invisible imports	36, 37					
Iron bars and channel	7	45	..	68					
" prices of Swedish rolled					
" pig, production of Indian.	26					
" and steel	7, 26	43, 45, 48, 60, 61	44, 49, 50	68					
" local industry of	26					
Iron or steel, angle and spring bars and channels	7	45, 64	..	68					
" beams, pillars, etc.	7	45, 64	..	68					
" blooms					
" duty on	34					
" girders	7					
" hoops and strips	7	45					
" manufactures	7					
Iron or steel,									
" nails, rivets and washers	7	45, 64	..	68					
" pipes and fittings, cast	..	45, 64	..	68					
" rails and beams					
" screws	..	45					
" sheets and plates—galvanized	7	45, 64	..	68					
" tinned	..	45, 64	..	68					
" not galvanized or tinned	..	45, 64	..	68					
" trade of the United Kingdom	7					
" other countries	7					
" the United States	7					
" tubes and fittings, wrought	..	45	..	68					
Italian East Africa	12	55	55	..					
Italy	1, 30	51, 52, 54	51, 52, 54	..					
Ivory	..	47					
Japan, trade of	1, 30	51, 52, 57	51, 52, 58	..					
Japanese trade in hosiery	30	57					
" matches	30	57					
" vessels	35	77					
Java	5, 31	51, 52, 58	51, 52, 58	..					
Jawar and bajra (<i>Pennisetum typhoides</i>)	19	..	48, 65	69					
Jewellery and plates of gold and silver	..	47					
Jute, raw (<i>Corchorus capsularis</i>)	15	47	49, 62, 65	68, 69, 72					
" freights for	2	71					
" duty on	34	72, 76					
" manufactures	16	47	44, 48, 62	72					
" bags	16	..	49, 62, 65	68					
" cloth	16	..	48, 62, 65	68					
" rope and twine	48	..					
" mill industry	16-17					
" prices of	16	70					
" production of	15					
Kerosene oil	8, 33	45, 64	..	68					
Lac	26	..	49, 62	72					
" seed					
" shell	26	..	65	48, 71					
Lamps and lampware	9	45					
Land frontier trade	31-32	78	78	..					
Lead	8	45, 61					
Leather—buffalo hides	22	..	49	..					
" cow hides	22	..	49	..					
" goat skins	23	..	49	..					
" sheep skins	23	..	49	..					
Linseed oil	68					
Liquors	11	43, 46	44	72					
" ale, beer, and porter.	11	46	..	68					
" brandy	11	68					
" brewing industry	11					
" champagne	11					
" ciders	13	46	..	68					
" sherry	11					
" spirits	11	46	..	68					
" whisky	11	68					
" wines	11	46					
Locomotives	..	46, 48					
Lubricating oil	8					
Machinery and millwork	8	43, 45, 48, 61, 64	44	..					
" cotton mills	8	45					
" duties on	34	75, 76					
" electrical	8	45					
" jute mills	8	45					
" mining	8	45					
" rice and flour mills	..	45					
" Sewing and Knitting	8	45					
" textile	8	45					
Maize (<i>Zea Mays</i>)	69					
Manganese ore	26	..	49, 65	68					
Manufactured articles	4, 15	43	43, 44	72					
Manures	..	47	50, 65	68					
Matches	13, 30	47, 64					
Mauritius	7, 29	51, 52, 55	51, 52, 55	..					
Medicines	9	68					
Merchandise									
" total imports and exports of	1	41	41	..					
" monthly imports and exports of	..	42	42	..					
" net exports of	67	..					
" trade in private—according to classes	4, 15	43	43, 44	..					
" value of exports of private—	1, 15	..	41, 67	..					
" imports of	1, 4	41, 67					
Mesopotamia	22, 36					
Metal lamps	9					

INDEX

	Report	TABLES				Report	TABLES		
		Import	Export	Miscellaneous			Import	Export	Miscellaneous
Metals	7, 8	43, 45, 48 60—61	44, 49 50	72	Opium	26, 30	..	49, 63, 65	
" and ores	26	Ores, enumerated	49
" and manufactures	49	..	Other food grains	22
" aluminium	45	Paddy	20
" brass, bronze	45	Painter's materials	47
" duty on	75, 76	Paints and colours	47, 64
" copper	7	45, 48, 61	..	68	Parity of the rupee	36
" iron	7, 26	60	Paper and paste board	10—11	43
" " and steel	7, 26	43, 45, 48, 60, 61	44, 49 50	68	" and stationery	43	44	..
" lead	8	45, 61	" industry	11
" manganese	26	..	49, 65	68	" making materials	11	47
" other than iron or steel	7—8, 26	43	44	..	" packing and pasteboard	10, 11
" tin	45, 61	..	68	" pasteboard and stationery	43, 64	44	..
" wolfram	26	Paraffin wax	30	..	40, 66	..
" zinc or spelter	45, 61	Patent fuel	43	44	..
Metallic ores and scraps	43	44	..	Pearls	47
Mica	27	..	50	68, 72,	Pepper	13	..	49	..
Milk, condensed and preserved	10	45	..	68	Percentage of exports to production of crops
Mineral oil	8, 27	45, 62, 64	49	..	Persia	31	51, 58, 78	51, 58, 78	..
" " kerosene	8, 33	45, 64	..	68	Petrol	9, 27, 33
" " other kinds	8—9	45, 64	Petroleum, production of—in India	27
Mines at Nantu	32	Photographic instruments	46
Mining machinery	8	45	Pig iron	26, 30	7
Miscellaneous and unclassified articles	4, 15	43, 64	43, 44, 64	..	" " production of	26
Molasses	45	..	68	Pipes and fittings	45, 64	..	6
Monghyr tobacco factory	33	Pitch, tar and dammer	47	..	6
Monsoon	2, 18, 20, 21	Polishes	47
Monthly imports and exports of merchandise	42	42	..	Port wine	11
Motor cars	11, 12, 30	46, 61, 64	Portuguese East Africa	56	56	..
Motor cycles	12, 30	46, 61, 64	Poppy seed	24	..	48, 63	7
" spirit	27, 33	Precious stones and pearls, unset	47
" wagons	46, 61	Prices, Indian—in 1916-17 expressed index number	2	68
Mowa	24	..	48, 63, 65	..	Prices, declared values per unit	4	68
"	" " wholesales in Calcutta	2	69
Muscat and Trucial Oman	56	56	..	Prime movers	45
Musical instruments	46	Production of staple articles
Myrobalans (<i>Phyllanthus emblica</i>)	49, 65	68, 71, 72	" " ratios of exports to	77
Nails and rivets	7	45	Proprietary and patent medicines	9	46
Natal	55	55	..	Provinces, share of, in
Nationality of vessels	35	77	" " Coasting trade	33
Native craft, number and tonnage of	35	77	" " Frontier	31, 32
Nepal	31	78	78	..	Provisions and oilman's stores	10, 29	43, 45, 62	44, 49 65	..
New Zealand, trade of	59	59	..	" " canned and bottled	10	45, 64	..	68
Norway	31	51, 54	54	..	Pulse	19	..	48, 65	68
Oil and floor cloth	47	Quinine	9	46	..	68
Oilcake	49, 65	68	Rail-borne trade statistics	32, 33	79—81	79—81	..
Oils	8—9, 26, 27	43, 45 64	44, 49, 65	68, 72	Railway gross earnings	33
" animal	45	" materials	46, 48
" castor (<i>Ricinus communis</i>)	26	..	49	68, 72	" plant and rolling-stock	12—13, 14	43, 40, 48, 61	44	72
" coconut (<i>Cocos nucifera</i>)	26	..	40	68, 72	" " bridgework	7	40
" essential	45	49	72	" " carriages and wagons	46, 48
" groundnut	" " locomotives	46, 48
" kerosene	8, 33	45, 64	..	68	" " rails, chairs, fishplates	46, 48, 64	..	68
" linseed (<i>Linum utitatisimum</i>)	8, 27	45, 62, 64	49	..	" " sleepers and keys	46, 64	..	68
" mineral	8, 27	" " sleepers of wood	46
" petroleum	27	Rapeseed	24, 25	..	48, 63, 65	68, 69, 71, 72
" vegetable	45	49	..	Raw materials	4, 15	43	43, 44	72
Oilseeds	24—25, 30	43	44, 48, 60	68, 71, 72	Re-exports	27—28	..	43, 50	..
" castor (<i>Ricinus communis</i>)	24, 25	..	48, 63, 65	68, 72	Registration of frontier trade	31
" copra	24, 25, 30	..	48, 63, 65	68	" " inland trade	32
" cotton (<i>Gossypium Sp.</i>)	24, 25	..	48, 63, 65	68, 72	Reverse counsils paid in London	67
Oil seeds groundnuts (<i>Arachis hypogaea</i>)	24, 25	..	48, 63, 65	68, 71	Reunion	56	56	..
" " production of	24, 25	Rice (<i>Oryza sativa</i>)	19—20	..	48, 62	68, 69
" linseed (<i>Linum utitatisimum</i>)	24, 25	..	48, 63, 65	68, 69, 71, 72	" bowls	45
" mowa	24	..	48, 63, 65	72	" export, duty on	34	72
" mustard (<i>Brassica Sp.</i>)	48	69	" " freights for	71
" poppy (<i>Papaver somniferum</i>)	24	..	48, 63	72	" and flour mill machinery	45
" production of	" " in the husk	19	..	48	..
" rapeseed (<i>Brassica Sp.</i>)	24, 25	..	48, 63, 65	68, 69, 71, 72	" " not in the husk	19	..	48	..
" sesamum (<i>Sesamum indicum</i>)	24, 25	..	48, 63, 65	68, 69	" " prices of Indian
" tea	Roumania	30	54	54	..
					Rubber	26	47	49	68
					" tubes and tyres	61
					Rugs	46
					Russia, trade of	1, 23, 30	51, 52, 54	51, 52, 54	..
					Saccharin	45
					Sago	10
					Salt	2, 12	46	..	68
					Salt, consumption of—per head
					" duty on	34	72
					" prices of	12
					Saltpetre or potassium nitrate	2, 27	..	40	68
					Sandal wood	40

INDEX

	Report	TABLES				Report	TABLES		
		Import	Export	Miscellaneous			Import	Export	Miscellaneous
Sandwich Islands	59	..	Tea duty on	34	72
Screws	..	45	" exports of — to the United Kingdom	24
Scientific instruments	..	46	" freights for	24, 32
Sea-borne trade, foreign, total value	..	41	41	..	" imports of	23
" calculated values of	..	64	65	..	" industry	8
Sea-borne trade, on the basis of 1915-16	..	64	65	..	" machinery	23
" share of provinces in variations in	3, 14	" prices of—	23
" variations in	1	" production of—	33	..	49	68
Second-hand clothing	Teakwood (<i>Tectonia grandis</i>)	8
Secretary of State, requirements of	36	Textile machinery	13
Seeds	24, 25	..	48	..	" gold and silver	32
Sewing and knitting machines	8	45	Tibet	32	78
Sesamum	24, 25	..	48	68, 69	Tibetan wool	68
Shan States	31	Timber	68
Sheets and plates	7	45	Tin	..	45
Sherry	11	Tobacco (<i>Nicotiana Tabacum</i>)	13	47	50	68
Shipping clearances in the cargoes.	34, 35	" duty on—	34	72
" foreign	34, 35	" factory at Monghyr	33
" coasting	35	Toilet requisites	..	47
" nationality of vessels	35	Toys and requisites for games	..	47
" number and tonnage of steamers, tonnage of	35	Trade according to British Empire and Foreign countries	28, 29	51
" with the United Kingdom, British Possessions and foreign countries	35	" according to provinces.	28—31
Ships, parts of	..	47	" direction of Indian—	..	51—59
Siam	..	58	58	..	" by countries
Silk	3, 9	45, 60	50, 60	..	" of India as compared with that of other countries	1
" chasam and cocoons	" with Allies	28, 30	52	52	..
" goods	3, 9, 30	45	50	68	" enemy countries	28	52	52	..
" manufactures	3, 9	45	50	..	" Neutrals	28, 30	52	52	..
" mixed goods	9	45	" with Aden	29	51, 56	51, 56	..
" piece goods	9	45	..	68	" Allies, neutrals, and enemies	28—30	52	52	..
" piece of—	" Arabia	18, 22, 27, 30	57	57	..
" raw	3, 9	45, 60	50, 60	68	" Argentine Republic	31	..	51	..
" yarn, noils, and warps.	9	45	" Austria-Hungary	18, 22	51, 53	51, 53	..
" waste	..	45	" Australia	1, 14, 29	51, 52, 59	51, 52, 59	..
Silver bullion and coin, duty on	34	" Bahrain Islands	20	57	57	..
" movement of	36	" Belgium	30	51, 52, 53	51, 52, 53	..
" imports and exports of	36	66	66	..	" Borneo	8	57
" not imports of—	..	67	" Brazil	15, 16	52	52, 56	..
" thread	13	46	" British Empire	28, 29	51, 52	51, 52	..
Skins, calf	40	..	" British Guiana	56	..
" goat	23	..	49	..	" South Africa	29	52	52	..
" raw	22, 23	..	40	68	" Canada	1, 29	52, 56	51, 52,	..
" sheep	40	..	" Cape Colony	..	55	55	..
" tanned and dressed	23	..	40	68	" Ceylon	13, 20	51, 52,	51, 52,	..
Sleepers of wood	..	46	" Chile	29	57	57	..
Soap	13, 20	47	..	68	" China (exclusive of Hongkong and Macao)	16, 24	..	51, 56	..
Soda carbonate	68	" Cuba	31	57	57	..
Soda compounds	..	46	" Denmark	30	..	51	..
Sovereigns, imports of—	" East African Protectorate	29
Spain, trade of	1, 30, 31	51, 52,	51, 52,	..	" Egypt	1, 29	51, 52,	51, 52,	..
Spices	13	46	49	..	" Europe	1	56	56	..
" betelnuts (<i>Areca Catechu</i>)	13	46	..	68	" Foreign Countries	28, 29,
" chillies (<i>Capsicum Spa.</i>)	49	68	" France	30	51, 52,	51, 52,	..
" cloves	13	46	..	68	" Germany	1, 30	54	54	..
" ginger	49	..	" German East Africa	..	55	55	..
Spices pepper	13	..	49	68	" Germany	..	51, 52,	51, 52,	..
Spirit	11	46	..	68	" Holland	30, 31	51, 52,	51, 52,	..
" issued from Indian distilleries	11	" Hongkong	29	51, 52,	51, 52,	..
Stationery	..	47	" Indo-China	..	57	57	..
Steel, angle and spring	..	45	" Italy	31	51, 52,	51, 52,	..
" bars and channel	..	45	..	68	" Italian East Africa	1, 30,	54	54	..
" cast	..	45	" Japan	1, 30,	51, 52,	51, 52,	..
Steamers, nationality of	35	" Java	12	55	55	..
Straits Settlements	1, 20	51, 52, 58	51, 52, 58	..	" Mauritius	1, 30,	51, 52,	51, 52,	..
Sugar	2, 3, 6,	45, 61	50	..	" Mascat and Trucial Oman	30	57	58	..
" beet	29, 30	" Natal	31	51, 52,	51, 52,	..
" cane	6	" New Zealand	29	55	55	..
" 15 Dutch standard and below	..	45	" Norway	10, 30,	51, 54	54	..
" 16 Dutch standard and above	..	45	..	68	" Persia	31	51, 58,	51, 58	..
" production of India	7	" Portuguese East Africa	..	56	56	..
Sulphuric acid	9	" Reunion	..	56	56	..
Sumatra	31	58	58	..					
Summary (General)	1—3					
Sweden	31	51, 55	55	68					
Synthetic indigo	14					
Tallow, stearine and wax	..	47					
Tata Iron and Steel Co.	26					
Tariff amendment Act	34					
Tariff rates Schedules	34	73—76	70	..					
Tea (<i>Camellia Thea</i>)	23—24,	47	48, 63	68					
" cess	32					
" Cess Commissioner	23, 34					
" chests	23					
" ..	8, 30	47					

INDEX

	Report	TABLES			Report	TABLES		
		Import	Export	Miscellaneous		Import	Export	Miscellaneous
Trade with Roumania	30	54	54	..	West Indies	29
" " Russia	1, 30	51, 52, 54	51, 52, 54	..	Wheat (<i>Triticum sativum</i>)	19, 21-22, 30	..	42, 62
" " Sandwich Islands	59	..	" " Commissioner of	21
" " Siam	58	58	..	" " flour	19, 22	..	48
" " Spain	1, 30, 31	52, 55	51, 52, 55	..	" " freights for	21
" " Straits Settlements	8, 13, 29	51, 52, 58	51, 52, 58	..	" " prices of
" " Sumatra	31	58	58	..	" " production of Indian	21
" " Sweden	10, 31	51, 55	55	..	" " " foreign
" " Turkey in Asia	31	51, 59	51, 59	..	" " purchase of—by Government	21
" " Turkey in Europe	55	55	..	Whisky	11
" " United Kingdom	1, 29	51, 52, 53	51, 52, 53	..	Wholesale prices of certain staple articles
" " total—	Wines and spirit	11	46	..
" " United States of America	1, 31,	51, 52, 56	51, 52, 56	..	Wolfram	26
" " West Indies	29	59	59	..	Wood pulp	11
" " United Kingdom, other British Possessions and Foreign countries	51, 52	51, 52	..	Wood and timber	13	47	49
" " Variation in	1	" " sandal	73	49
Treasure, Imports and exports of	28, 29	41	41	..	" " teak	49
" " not imports of	41	41	..	Wooden bobbin for jute mills	30
" " value of	41	41	..	" " sleepers for railways	46	..
Tubes	Wool, Controller of	31
Turkey in Asia	31	" " duty on
Turmeric (<i>Curcuma longa</i>)	49	..	" " foreign	25
Twist and yarn (cotton)	3, 4, 5	44	48	..	" " manufactura	13	46, 60	..
Typewriters	8	45	" " raw	25, 28	46	49, 50, 62
Umbrellas and fittings	47	..	08	" " Tibetan	25, 32	78	..
United Kingdom, trade of	1, 29	51, 52, 53	51, 52, 53	..	" " raw restriction on the exports of	25
" " States, trade of	1, 30	51, 52, 56	51, 52, 56	..	Woollens	13	46	..
Value, calculated—of trade	64	65	..	" " carpets and rugs
" " of imports and exports of certain articles	64	65	..	" " hosiery	46	..
Variations in trade owing to changes in prices and volume	1, 4	64	65	..	Woolen piecegoods	13	46	..
Vessels, number and tonnage of—engaged in the foreign seaborne trade	34, 35	" " shawls	13	46	..
Nationality of	35	" " yarn and knitting wool	46	..
					Yarns (cotton)	3, 4, 5	44	48, 50
					" (silk)	9	45	..
					Yarns and textile fabrics
					" " " cotton	17	43	44
					" " " jute	15	..	44
					" " " silk	3, 9	43	44
					" " " wool	25, 28	43	44
					" " " others	44
					Zinc or spelter	45	..

MISCELLANEOUS—contd.

40. Statistical Tables showing for each of the years 1901-02 to 1915-16 the estimated value of imports and exports of India at the prices prevailing in 1899-1900 to 1901-02. As. 8.
41. Memorandum and Statistical Tables relating to Prices and Freights in India since the outbreak of War. R2-8.
42. Crop Forecasts. Half anna each.
43. Return showing the imports and exports of merchandise by sea, from and to foreign countries. Pies 6.
44. Prices and Freights during the first year of War. As. 12.
45. Trade of Indian ports in the first year of War. As. 2.
46. Registration and publication of Statistics relating to the Sea-borne Trade and Navigation of British India. R3-2.
47. Return showing the Imports and Import duty collected during the first year of War. As. 12.
48. Statistical Tables relating to Wheat. As. 13.
49. Imports into British India of Motor Cars, Tyres, etc. Half anna.
50. A Manual on the preparation of crop forecasts in India. As. 8.
51. Export Trade of British India with certain neutral countries. Half anna.

Agents for the Sale of Books published by the
Superintendent of Government Printing, India, Calcutta.

IN EUROPE.

Constable & Co., 10, Orange Street, Leicester Square, London, W.C.
Kegan Paul, Trench, Trübner & Co., 68-74, Carter Lane, E.C., and 25, Museum Street, London, W.C.
Bernard Quaritch, 11, Grafton Street, New Bond Street, London, W.
P. S. King & Sons, 2 & 4, Great Smith Street, Westminster, London, S.W.
H. S. King & Co., 65, Cornhill, E.C., and 9, Pall Mall, London, W.
Grindlay & Co., 54, Parliament Street, London, S.W.

Luzac & Co., 46, Great Russell Street, London, W.C.
W. Thacker & Co., 2, Creed Lane, London, E.C.
T. Fisher Unwin, Ltd., No. 1, Adelphi Terrace, London, W.C.
Wm. Wesley & Son, 28, Essex St., Strand, London.
B. H. Blackwell, 50 & 51, Broad Street, Oxford.
Deighton Bell & Co., Ltd., Cambridge.
Oliver and Boyd, Tweeddale Court, Edinburgh.
E. Ponsonby, Ltd., 116, Grafton Street, Dublin.
Ernest Leroux, 28, Rue Bonaparte, Paris.
Martinus Nijhoff, The Hague, Holland.

IN INDIA AND CEYLON.

Thacker, Spink & Co., Calcutta and Simla.
Newman & Co., Calcutta.
R. Cambay & Co., Calcutta.
S. K. Lahiri & Co., Calcutta.
B. Banerjee & Co., Calcutta.
The Indian School Supply Depot, 309, Bow Bazar Street, Calcutta, and 226, Nawabpurr, Dacca.
Butterworth & Co. (India), Ltd., Calcutta.
Rai M. C. Sarcar Bahadur & Sons, 90/2A, Harrison Road, Calcutta.
The Weldon Library, 18-5, Chowringhee Road, Calcutta.
Standard Literature Company, Limited, Calcutta.
Lal Chand & Sons, Calcutta.
Higginbotham & Co., Madras.
V. Kalyanarama Iyer & Co., Madras.
G. A. Natesan & Co., Madras.
S. Murthy & Co., Madras.
Thompson & Co., Madras.
Temple & Co., Madras.
P. R. Rama Iyer & Co., Madras.
Vas & Co., Madras.
E. M. Gopalakrishna Kone, Madras.
Thacker & Co., Ltd., Bombay.
A. J. Combridge & Co., Bombay.
D. B. Taraporevala, Sons & Co., Bombay.
Mrs. Radhabai Atmaram Sagoon, Bombay.

Sunder Pandurang, Bombay.
Gopal Narayan & Co., Bombay.
Ram Chandra Govind & Son, Kalbadevi, Bombay.
A. H. Wheeler & Co., Allahabad, Calcutta, and Bombay.
N. B. Mathur, Supt., Nazir Kanun Hind Press, Allahabad.
Rai Sahib M. Gulab Singh & Sons, Mufid-i-Am Press, Lahore.
Rama Krishna & Sons, Lahore.
Supt., American Baptist Mission Press, Rangoon.
Manager, the "Hitavada," Nagpur.
S. C. Talukdar, Proprietor, Students & Co., Cooch Behar.
A. M. & J. Ferguson, Ceylon.
Manager, Educational Book Depôts, Nagpur and Jubbulpore.*
Manager of the Imperial Book Depot, 63, Chandney Chauk Street, Delhi.*
Manager, "The Agra Medical Hall and Co-operative Association, Ltd." (Successors to A. John & Co., Agra.)*
Supt., Basel Mission Book and Tract Depository, Mangalore.*
P. Varadachary & Co., Madras.*
H. Liddell, Printer, etc., 7, South Road, Allahabad.*
Ram Dayal Agarwala, 184, Katra, Allahabad.*
D. C. Anand & Sons, Peshawar.*
Manager, Newal Kishore Press, Lucknow.*

* Agents for the sale of Legislative Department publications only

Forty-third Issue]

DEPARTMENT OF STATISTICS, INDIA

REVIEW

OF THE

TRADE OF INDIA

IN

1916-17

Published by order of the Governor-General in Council.



CALCUTTA
SUPERINTENDENT GOVERNMENT PRINTING, INDIA
1917

Price Twelve Annas.

[No. 400].