

Fortyfirst Issue]

S 10-00

15,290

DEPARTMENT OF STATISTICS, INDIA

REVIEW

OF THE

TRADE OF INDIA

1914-15

Published by order of the Governor-General in Council.



54.27

EE

X:54.2r
A875-
015290

CALCUTTA
SUPERINTENDENT GOVERNMENT PRINTING, INDIA
1915

PRICE TWELVE ANNAS.

Departmental Publications.

[Statistical Publications are obtainable from the Superintendent, Government Printing, India, Calcutta. Remittances should be made by postal or money order and should include forwarding charges, as indicated in brackets opposite each publication.]

DEPARTMENT OF STATISTICS, INDIA

ANNUAL

1. Review of the Trade of India. As. 8. (2a.)
2. Accounts relating to the Sea-borne Trade and Navigation of British India for the Calendar year. As. 8. (2a.)
3. Annual Statement of the Foreign Sea-borne Trade and Navigation of British India :—
Vol. I.—Abstract and detailed Tables of Imports and Exports. R4. (R1.)
Vol. II.—Abstract and detailed Tables of Trade and Shipping with each country and at each Port; and the Tables relating to the trade of Aden and of the French and Portuguese Possessions of India. R3. (12a.)
4. Annual Statement of the Coasting Trade and Navigation of British India. R3. (7a.)
5. Accounts of the Trade carried by Rail and River in India. R1-12. (6a.)
6. Report on the Trade carried by Rail and River in Bengal. R3-3. (5a.)*
7. Report on the Trade of Bengal with Nepal, Tibet, Sikkim and Bhutan. As. 13. (2a.)*
8. Prices and Wages in India. R2. (9a.)
9. Statistics of British India.—Part I.—Industrial, including Statistics relating to Factories, Mills, Mines, etc. R1. (4a.)
10. Statistics of British India.—Part II.—Commercial, including Statistics relating to Foreign Trade and Shipping, etc. R1. (4a.)
11. Statistics of British India.—Part III.—Commercial Services, including Statistics relating to Post Office, Railways, Telegraphs, etc. R1. (4a.)
12. Statistics of British India.—Part IV (a).—Finance and Revenue, including Statistics relating to Paper Currency, Coinage, Public Debt, etc. R1. (4a.)
13. Statistics of British India.—Part IV (b).—Finance and Revenue, including Statistics relating to Principal Heads of Revenue, Salt, Opium, etc. R1. (4a.)
14. Statistics of British India.—Part V.—Area, Population, and Public Health, including Statistics relating to Area, Population, Emigration, Births and Deaths, Vaccination, etc. R1. (4a.)
15. Statistics of British India.—Part VI.—Administrative and Judicial, including Statistics relating to Administrative Divisions, Civil and Criminal Justice, Registration, Police, Jails, etc. R1. (4a.)
16. Statistics of British India.—Part VII.—Educational, including Statistics relating to Education, Printing Presses, and Publications. R1. (4a.)
17. Statistics of British India.—Part VIII.—Local Funds, including Statistics relating to Municipalities, Local Boards, and Port Trusts. R1. (4a.)
18. Statistical Abstract for British India—Vol. I.—Commercial Statistics. R1-8. (1a.)
19. Statistical Abstract for British India—Vol. V.—Education. R1-6. (4a.)
20. Agricultural Statistics of India—
Vol. I.—British India. R2-8. (12a.)
Vol. II.—Native States. R1. (4a.)

of principal Crops in India. As. 1. (2a.)

Tea in India. As. 3. (2a.)

and consumption of coal in India. As. 8. (2a. 6p.)

in British India and in the State of Mysore. R2. (2a.)

levels from 1861 expressed in Index numbers. As. 12. (5a.)

Large Industries in India. R4. (4a.)

with an asterisk (*) to be obtained from the officer in charge,
Bengal Secretariat Book Depôt.]

QUARTERLY.

Sea-borne) of India. As. 8. (2a.)

published in England for Government Departments in India].

MONTHLY.

Sea-borne Trade and Navigation of British India. As. 8. (2a.)

Sea-borne Trade and Navigation Accounts of British India. As. 4.

Trade by land of British India with foreign countries.

Spinning and Weaving in Indian Cotton Mills. As. 2. (1a.)

Prices of the principal staples of Agricultural produce imported
at Karachi and Madras ports by Rail, River and Sea. Anna 1

FORTNIGHTLY.

Table showing the wholesale and retail prices of foodgrains, etc., in India by districts.
As. 6. (1a.)

Table showing the wholesale and retail prices of wheat in India. Anna 1 Pies 6. (6p.)

MISCELLANEOUS.

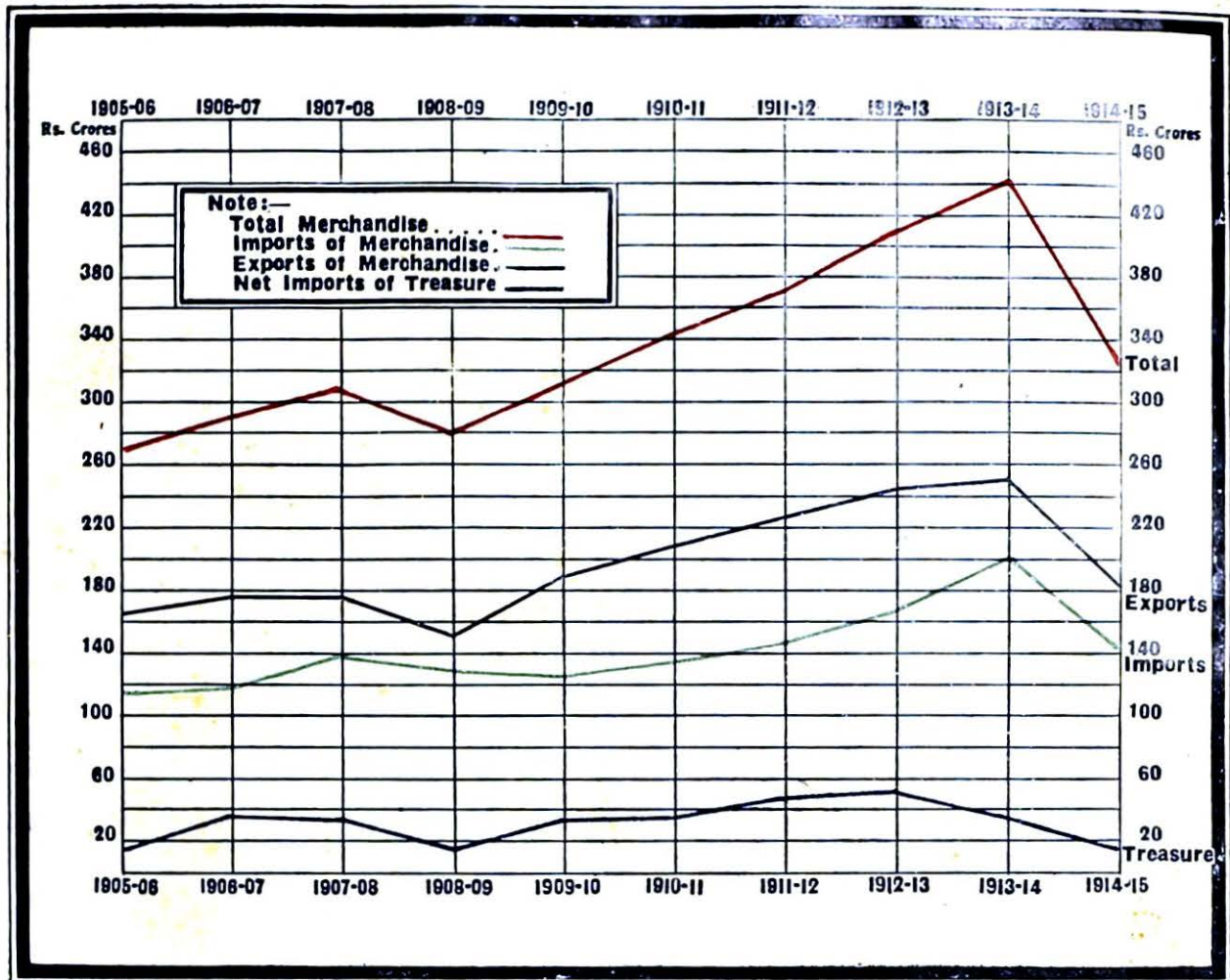
Statistical Tables relating to the Trade of India with Germany
and Hungary. As. 8. (2a.)

[Continued on page 3 of cover.]

1. GROWTH OF THE FOREIGN SEABORNE TRADE OF INDIA

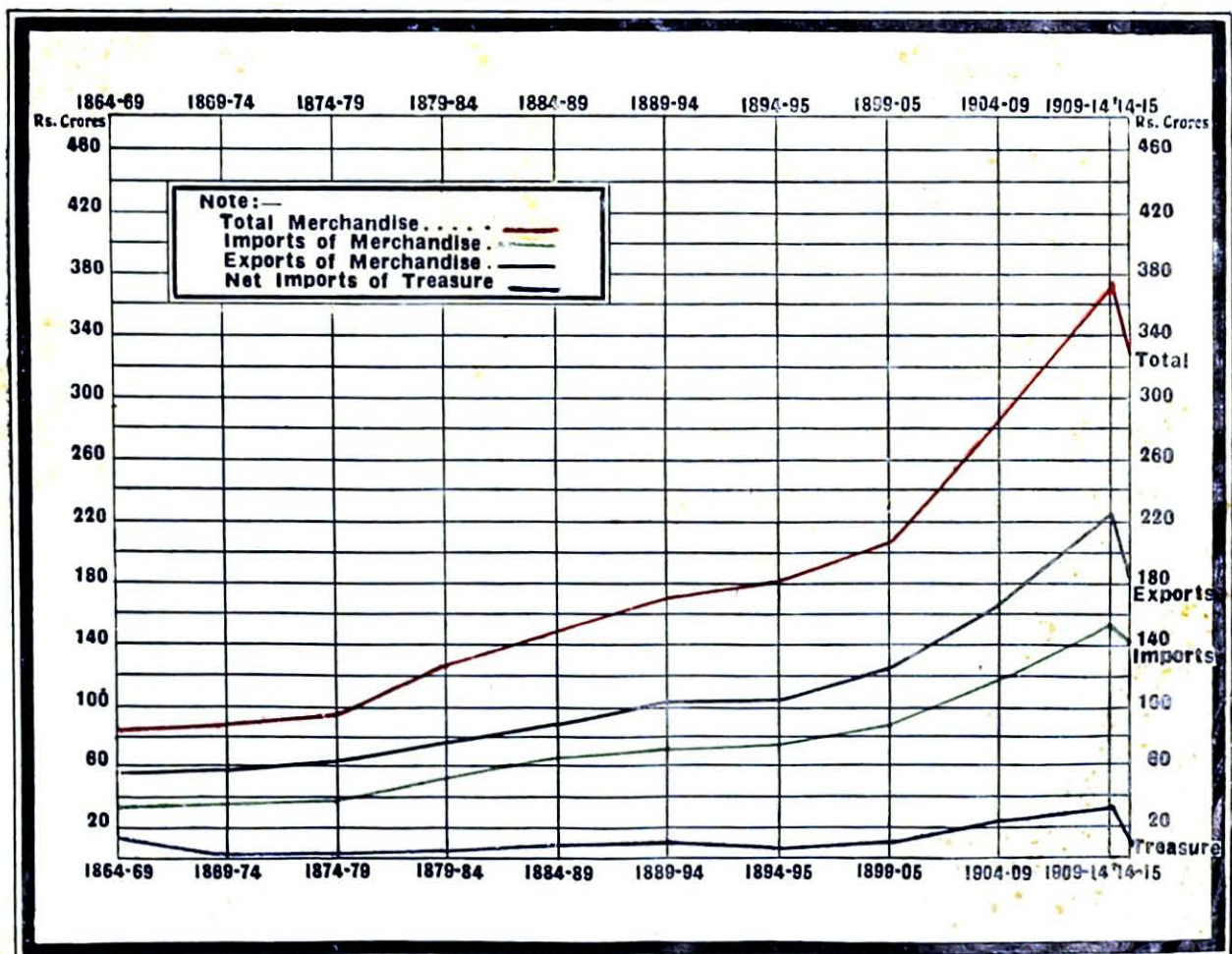
In a decade

1905-06 to 1914-15



During half a century

1864-65 to 1914-15



Note:—

1. Total merchandise includes Imports and Exports, both private and Government.
2. Imports of merchandise are inclusive of Government stores.
3. Exports of merchandise are inclusive of re-exports and Government stores.
4. Net Imports of Treasure are the imports *minus* the exports of Gold and Silver, both private and Government.

Fortyfirst Issue]

DEPARTMENT OF STATISTICS, INDIA

REVIEW

OF THE

TRADE OF INDIA

1914-15

Published by order of the Governor-General in Council.



CALCUTTA
SUPERINTENDENT GOVERNMENT PRINTING, INDIA
1915

To

THE SECRETARY TO THE GOVERNMENT OF INDIA,
DEPARTMENT OF COMMERCE AND INDUSTRY.

SIR,

I have the honour to submit the Review of the Trade of India for the year 1914-15. This Annual Review is the forty-first of the series started in 1876, but it should perhaps be regarded as the second of a new series commenced last year. Part I contains a résumé of the extent and direction of Indian foreign seaborne, frontier, coasting, and inland trade, with special reference to currency, customs revenue, shipping, and the rise in freights since the outbreak of war, and coloured charts. Part II contains statistical tables for a series of years, which could not obviously appear in the body of the Report itself, without making it unreadable. These tables include all the more important statistics of trade, including those relating to the trade with principal countries, the prices of commodities, freights, and the course of wages in important industries. The main idea is to make available statistics which would not otherwise be published until the volumes dealing with these are published later in the year. An index, it may be noted, is added for easy reference.

Special prominence has been given in this year's Review to the effects of war on Indian trade, the direction of trade, and also for the benefit of those interested in the competitive trade, to the goods previously imported from enemy countries, especially Germany. I venture to think that this will be found to be of considerable utility and importance.

An edition of the Review with sterling notation only is under preparation, and copies (including those presented to Parliament) will be forwarded to the Secretary of State for India.

It is greatly regretted that, owing to the pressure of urgent work connected with the war, it was found impossible to publish the Review earlier this year.

I have the honour to be,

SIR,

Your most obedient servant,

G. FINDLAY SHIRRAS,

Director of Statistics.

DEPARTMENT OF STATISTICS :

The 10th November 1915.

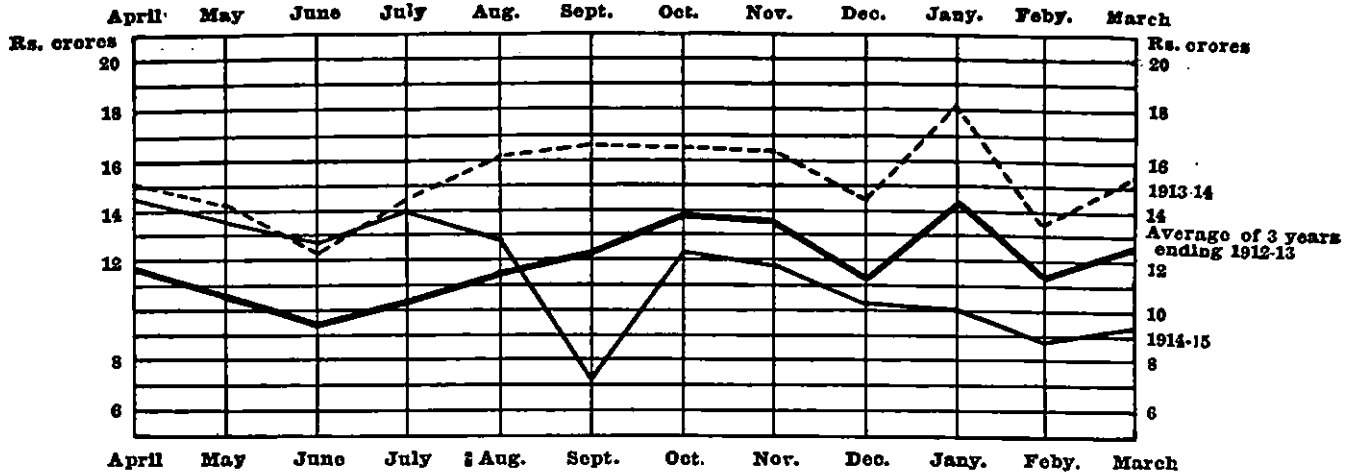
CONTENTS.

	Pages
PART I.—REPORT.	
	1—11
Chapter I.—Effect of war on Trade	11—14
Chapter II.—Trade with special countries	15—44
Chapter III.—Chief Imports	45—72
Chapter IV.—Chief Exports	72—76
Chapter V.—Trade and Currency	76—80
Chapter VI.—Customs Revenue, Shipping, and Freights	80—83
Chapter VII.—Frontier Trade	83—84
Chapter VIII.—Coasting Trade	84—86
Chapter IX.—Inland Trade	86—90
Chapter X.—Conclusions	
CHARTS—	
No.	
1 Growth of the Foreign Seaborne Trade of India (a) in a decade; (b) during half century	(Frontispiece) Facing page 1
2 Monthly movement of Foreign Seaborne Trade	92
3 Net Imports and Absorption of gold	ib
4 Growth of Inland, Coasting, and Frontier Trade	
5 Distribution of trade of British India between the United Kingdom, other British Possessions, and Foreign Countries	93
6 Share of principal countries in the Import trade	94
7 Share of principal countries in the Export trade	95
8 Total area under crops in 1913-14	96
PART II—TABLES.	
No.	
1 Value of total foreign seaborne trade	99
2 Value of merchandise and treasure, and gold separately	ib
3 Classification of Imports and Exports in each month	100
4 Value of trade in private merchandise, according to four main classes	101
5 Value of Imports, according to four main classes and sub-divisions	ib
6 Value of Exports, according to four main classes and sub-divisions	102
7 Quantity and value of principal articles of imports, and Government stores	102—106
8 Quantity and value of principal articles of re-exports	106
9 Quantity and value of principal articles of exports	107—108
10 Value of trade in merchandise with Continents	109
11 Value of trade in merchandise, according to British Empire and Foreign countries	ib
12 Value of trade with principal countries	110—115
13 Imports and exports of cotton goods and raw cotton	116
14 Imports and exports of raw silk and silk goods	ib
15 Imports of wool manufactures, including yarn and knitting wool	ib
16 Imports of apparel, excluding hosiery and boots and shoes	ib
17 Imports of haberdashery and millinery	ib
18 Imports of metals	116—117
19 Imports of machinery and millwork	117
20 Imports of railway plant and rolling stock, private and Government	ib
21 Imports of hardware, excluding cutlery	ib
22 Imports of sugar	ib
23 Imports of provisions	ib
24 Imports of mineral oil	ib
25 Exports of jute, raw and manufactured	117—118
26 Exports of raw wool	118
27 Exports of rice	ib
28 Exports of wheat	ib
29 Exports of indigo	ib
30 Exports of lac	ib
31 Exports of seeds	ib
32 Exports of Indian tea	119
33 Exports of opium	ib
34 Exports of hides and skins, raw and tanned	ib
35 Value of the imports of certain articles of luxury and convenience	ib
36 Imports and exports of gold and silver	ib
37 Absorption of gold in India	120
38 Balance of trade of India	ib
39 Volume and value of the foreign seaborne trade of 1914-15 compared with that of 1913-14 (A) Imports, and (B) Exports	121—122
40 Exports of raw cotton by sea to Japan and other Foreign Countries in each month	123
41 Total imports and exports of merchandise of principal countries during the pre-war and war periods of 1914	ib
42 Declared value per unit of principal imported articles	124
43 Declared value per unit of principal exported articles	ib
44 Average wholesale prices for all India during the fortnight ending 31st July 1914 and in March 1915	125
45 Wholesale prices of sugar at Calcutta, Bombay, and London in each month	ib
46 Average wholesale price of cotton, Broach, in Bombay in each month	ib
47 Wholesale price of rice in Calcutta and Rangoon in each month	ib
48 Wholesale price of wheat in Karachi and London in each month	ib
49 Wholesale price of jute in Calcutta in each month	ib
50 Average rates of wages paid in selected industries	ib
51 Indian sea and land customs revenue (excluding salt revenue)	126
52 Customs Tariff—rates of duty in force in British India	126—127
53 Rates of Import duty levied in foreign countries on principal Indian merchandise	123
54 Percentage shares of Germany and Austria-Hungary in the principal articles of import and export	ib
55 Number and tonnage of vessels engaged in the foreign seaborne trade	129
56 Statistics of average maritime freights from chief ports	ib
57 Monthly variations in Indian freights from August 1914 to March 1915	130
58 Deck passage rates from Calcutta to Rangoon and Eastern ports	ib

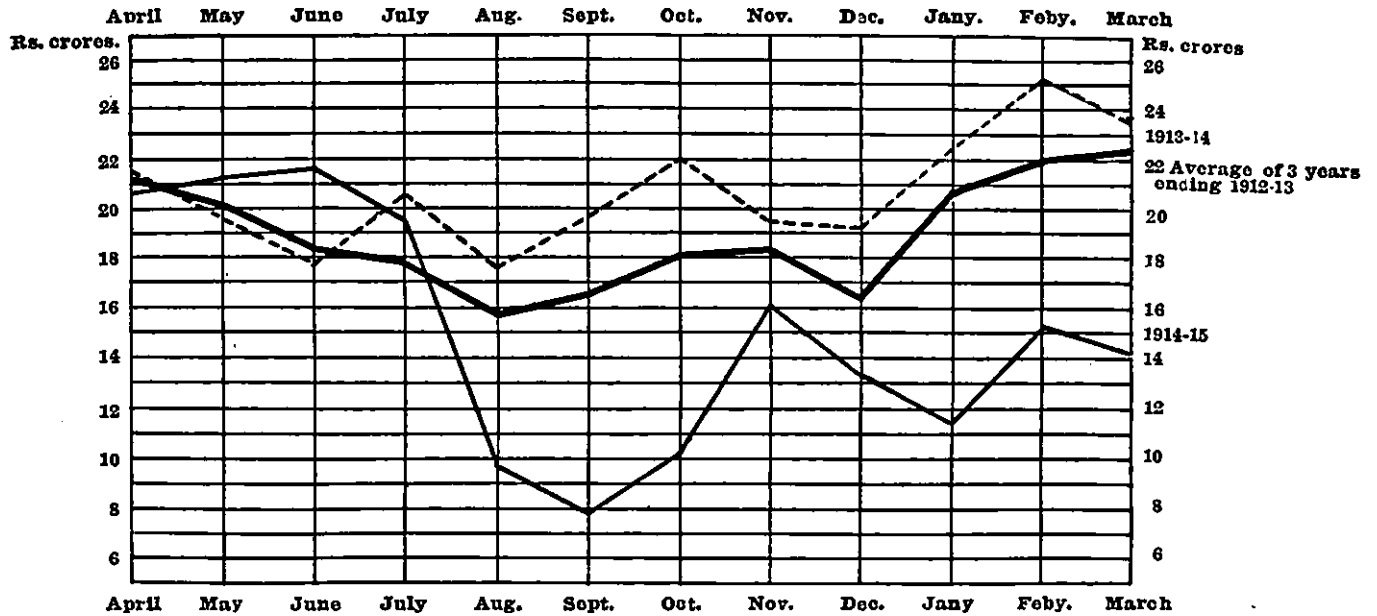
2. MONTHLY MOVEMENT OF FOREIGN SEA-BORNE TRADE IN 1914-15, AS COMPARED WITH THAT OF 1913-14 AND AVERAGE OF THREE YEARS ENDING 1912-13.

(Private merchandise only)

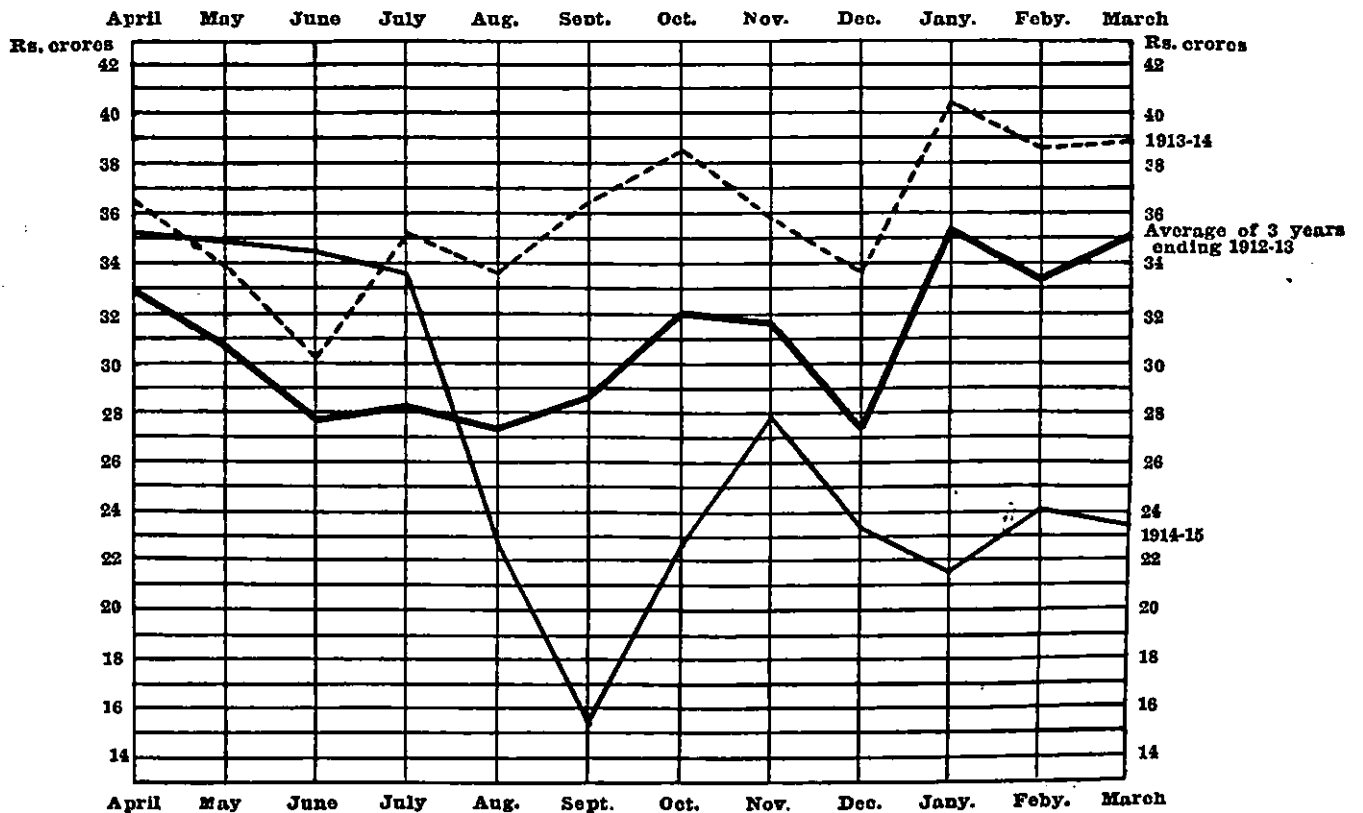
(i) Imports



(ii) Exports



(iii) Total Imports and Exports



INDEX

	TABLES					TABLES			
	Report	Import	Export	Miscellaneous		Report	Import	Export	Miscellaneous
Absorption of currency	76	Catalogue of German and Austrian and other foreign goods	14	137-140
" of gold	8	120	Cement	6	105, 121	..	124
Aden	13	109, 113	109, 113	..	Ceylon	18	109, 114	109, 114	..
Agricultural implements	25	104	Champagne	29
Ale, beer, and porter	28	104, 121	..	124	Charas and cocoons	67
Alizarine dyes	22	105	..	124	Characteristics, general—of the year	1-4
Almonds	..	104	" " in the pre-war period	1
Aluminium	32	103	" " in the war period	1-2
" industry	33	" " summary	4
world's production	33	Charas (<i>Canavisa sativa</i>)	81
Animal oil	..	103	Charts illustrating the—	96
Aniline dyes	22	105, 121	..	124	area under crops—	93
Animals, living	..	105	..	124	distribution of trade
Apparel	5, 6, 15	101, 104, 114, 116	102, 106, 108	130	growth of foreign sea-borne trade	frontis-piece
descriptions of	15	growth of inland, coasting and frontier trade	92
Arabia	..	109, 113	109, 113	..	net imports and absorption of gold	92
Area, total	88	prices of cotton	48
cultivated	98	" jute	58
Argentine Republic	3	109	109, 113	..	" rice	54
Arhar dal	125	" sugar	39
Arms, ammunition, etc.	..	101, 105, 106	..	126	" wheat	55
Articles of food and drink	126	shares of countries in import and export trade	94-95
Articles of luxury and convenience	..	119	Chemicals, drugs, and medicines	5, 6, 16, 45	101, 104, 121	102	126
Articles by post	..	106	106, 108	..	Chile	..	109	109, 113	..
Articles wholly or mainly manufactured	..	100, 101	100, 101	..	Chillies (<i>Capsicum Spr.</i>)	124
Asiatic Steam Navigation Co.	78	China	87, 89	109, 114	109, 114	..
Austria-Hungary	11, 12, 13	109, 110, 128	109, 110, 128	..	Cider	..	104	..	126
Australia	3, 13	109, 115	109, 115	..	Cigarettes	41, 42, 70	105, 121	..	124, 126
Austrian Lloyd Steam Navigation Co.	78	Cigars	41, 70	..	108	124, 126
Bajra (<i>Pennisetum typhoidum</i>)	56	..	107, 122	122	Clocks and watches	..	105
Banks, failure of Indian Joint stock	75	Cloves (<i>Eugenia caryophyllata</i>)	..	104	..	124
Classes of	75	Coal, coke, and patent fuel	5, 6, 17, 45-46, 84	101, 105, 106, 121	102, 108, 122	124
of Upper India	75	bunker, shipments of	46
Bahrain Islands	..	109, 114	109, 114	..	freights for—	46, 79
Balance of trade	8-9	120	growth of the—industry in India	45-46, 88
Barley (<i>Hordeum vulgare</i>)	56	..	107, 122	124, 125	prices of	17, 45-46	124
Beer, German	28	production and consumption of Indian	45, 88
bottled from Japan	28	Coal tar dyes	21-22
Belgium	11, 12, 31	109, 110	109, 110	..	Coasting trade actual value	83	134	134	..
Belting for machinery	..	105	" " Indian merchandise	83	134	134	..
Benzine	63	" " of Bengal	83
Bengal Iron and Steel Co.	32, 62	" " Bihar and Orissa	83
Berlin wool	44	140	" " Bombay	83
Betelnut (<i>Areca catechu</i>)	..	104, 121	..	124	" " Burma	83
Biscuits and cakes	..	104	..	124	" " Madras	83
Blankets, prices of	139	" " Sind.	83
Bollers	..	103	" " principal articles	83	134	134	..
Bones	7	..	108, 122	124	" " provincial distribution of	83
Books, etc.	..	105	" " shipping	78-79
Boots and shoes	..	105, 121	..	124	" " total value	83	134	134	..
Borneo	..	109, 114	109	..	" " treasure	84	134	134	..
Braids, woollen and mixed	44	139	Coconut oil (<i>cocos nucifera</i>)	6, 62, 66	..	69	..
Bran and pollards	122	124	" poonac	66
Brandy	28	124	" several products of—palm exported	66
Brass, bronze, etc.	..	103	Coconuts	124
Brazil	113	..	Coffee (<i>coffea arabica</i>)	5, 6, 7, 46	..	107, 122	124
Breweries, production of Indian	28	prices of	47	124
Brewing industry	10, 28	production of foreign—	46
Bricks and tiles	..	105	..	124	Coinage of silver	75
Bristles	108	..	Coir	7, 66	..	108, 122	124
British Drug Supply Advisory Committee	16	Comforters	15
British Guinea	113	..	Commercial museum	90
British India Steam Navigation Co.	65, 78, 80	Colours	21, 51
British Possessions, trade with the	11, 13	Combs, prices of	136
Buckets of tinned or galvanised iron	25	Conclusions	86-90
Brushes, prices of	136	Confectionery	..	103
Builder's hardware	27	104	Copper	32	103, 106, 117, 121	..	124
Articles classed under	27	Copper prices of—brazier and standard	32	124
Building materials	..	105	pyrites	16
Calculated values of imports and exports	8, 87	121	122	..	world's production of	32
Camphor	16	104	Copra or dried coconut kernel	62, 63-66	..	107, 123	124
Canada	3, 13	109, 113	109, 113	..	Coral beads, imitation	24
Candles	108	124	Cordage and rope	66	106	108	..
Canned and bottled provisions	..	104, 121	..	124					
Canvas, flax	..	105	..	124					
Cape Colony	..	112	112	..					
Carpets and rugs	..	107					
Carriages and carts	5, 16	101, 106	102	..					
Cassia lignea	..	104					
Castor oil (<i>Ricinus Communis</i>)	62	124					
seed	6, 62, 63, 66	..	107, 123	124					

INDEX

	Report	TABLES				Report	TABLES		
		Import	Export	Miscellaneous			Import	Export	Miscellaneous
Cotton, blankets				138	Egypt	3	109, 112	109, 112	
" crops, foreign	47				Effect of war on trade	1, 4, 12			
" " Indian	47				Electric installation	21			
" fonts	21	102, 121			Electrical instruments	28			
" goods	6, 8, 20	116	116		" machinery	29	103		
" handkerchiefs	49				Emergency measures, list of	3			135, 136
" hosiery	21, 51	102, 121		124	Enamelled ironware	25, 26	104		137
" industry, growth of the—	21	102		138	" descriptions of				
" manufactures	49				" and their prices	26			
	2, 19—20	101, 102	102	126	Encouragement of Indian and British				
	40—50				trade	14			
" operatives in—mills	52				Enfaced rupee papers, transfer of	9			120
" piecegoods	49				Engines, Locomotive	36			126
	19, 20	102	135	126, 138	Exchange, average rates of	73			
	49 83				" Banks	73			
" " coloured	19, 20	102, 121	106, 107	124	Excise duty on cotton goods	77			126
			122		Export duty on rice	77			126
" " white	19, 20	102, 121	106	124	Exports of Indian merchandise	4, 6—7, 87			
" " grey	19, 20	102, 121	106, 107,	124	" excess of—over imports	89		99	
			122		" net—	9	120		
" " prices of	20				" principal increases or decreases	6—7, 87			
" " descriptions of	20				" ratio of—to production	88			
" raw (<i>Gossypium Sps.</i>)	2, 3, 6,	101	123, 102	125 128	" value of	4, 88			
	17—18,	46	107, 116		" " by classes	6		100, 101	
	47, 52,		122		Farinaceous and patent foods		104		124
	84				Fats		102, 121		
" " monthly exports	48		123		Fibres for brushes			108	
" " Indian production and	47, 48,				Fingering wool	44			
" " cultivation	89				Firewood	42			
					Fish, dry, salted		101, 105	102, 108	
" " world's production of	47				Fishmaws and sharkfins			108	
" seed	6				Flax, canvas		105		124
" shawls	21			138	" piecegoods		105		124
" " prices of	48				" raw		105		
" thread, sewing	21	102	67, 107	139	Fodder, bran, and pollards			108	
" twist and yarn	6, 19	103, 122	100, 101,	107, 124,	Food, drink, and tobacco	5, 6	100, 101	100, 101	
	50	123	102, 106,	128	Food grains, other	56			
			107, 121,		Foreign countries and others, trade			109	100
			124		" with				
" " consumption of—in mills	50				" trade as compared with that	3, 89			
" " in hand					of other countries.				
" " weaving	50				Franco	3, 11, 12,	109, 110	109, 111	
" " of lower and higher counts	18—19					89			
	49				Free articles	76			127
" " prices of	18—19				Freights, Indian—war	79, 80			
" " production of Indian—	49				" maritime for coal, gunnies	79, 80			129, 130
" " per 1,000 spindles	49				" pig iron, rice, jute, linseed,				131
" " woven goods, production of	49				" tea				
" " per 1,000 looms	49				" railway	80			
" " value of	49, 77				Frontier trade	80—83, 88			
					" " cotton piecegoods				
Council bills paid in India	73			120	" " export of—		134	134	
Crayons or chalk pencils	36				" " principal articles	80	133, 134	133, 134	
Crop, movements of	76				" " provincial distribution	82, 83		133	
" percentage of export to					" " total value	80, 88	133	133	
production of	88				" " with Afghanistan	80, 81	133	133	
Currency notes, active circulation of	72				" " Bhutan	80, 82	133	133	
Cutch and gambier	51				" " Central Asia	80, 81	133	133	
Cutlery	27—28	105		137	" " Dir, Swat and				
" hardware, implements, and					" " Bajour	80, 81	133	133	
instruments		101, 105	102 121		" " Karoonce	80, 82	134	134	
" principal descriptions and					" " Nepal	80, 81	133	133	
prices of	27—28				" " Persia	80, 81	133	133	
" principal items of	77				" " Sikkim	80, 82	133	133	
Custom tariff, Indian	76			126, 127	" " Shan States	80, 82	133	133	
" " foreign				128	" " Siam	80, 82	133	133	
" " free articles	76				" " Tibet	80, 82	133	133	
Customs revenue	76—77,	126	126		" " Western China	80, 82, 88	133	133	
	88				" " wool, raw, imports of		134		
Cycles	16	105 137			Fruits and vegetables	81	101, 104	102, 106	
Dates		104 121						108	
Declared value per unit of prin-				124	Fuel oil	33		108, 122	
cipal articles of import and export	7			130	Furniture and cabinetware		101, 105	102	
Deck passage rates from Calcutta	80				German East Africa		112	112	
Development of local industries	14				German silver		103, 117		
Direction of Indian trade	11—12				Germany	11, 12,	109, 111,	109, 111,	
Domestic hardware	25	104				13, 80	128	128	
Drugs and medicines	16	104	108		Ghi			108	124
Duty, import	76—77			128, 129	Gia	28			
" excise—on cotton goods	77			126	Ginger (<i>zingiber officinale</i>)				
" export—on rice	77			126	Glass bangles	22, 24	105		137
" on jute	77			126	" beads and false pearls	21—24	105		124, 136
" " salt	77				" Belgian window glass	23			
" " tobacco	41				" bottles	22, 23	105		
" " tea	77			126	" chimneys, prices of	22			
Dyeing and tanning materials	21		107		" chutney quart bottles	23			
Dyes and colours	5, 6, 21,	101	102		" funnels, globes, etc.	22	105		
	22, 51				" lamps	22, 25			
Earnings of labour	10—11				" medicine phials	23			
Earthenware and porcelain	22—24	105		136	" oil burner glasses	23			
" " descriptions of,					" salt cellars and pots	23			
" and their prices	24—25				" sheets and plate	22	105	4	124
East Africa Protectorate		109, 112	109, 112		" stoppered jars	23			

INDEX

	Report	TABLES				Report	TABLES		
		Import	Export	Miscellaneous			Import	Export	Miscellaneous
Glass toy tumblers, prices of	23	Inland trade distribution of—	84, 85
.. making industry	24-26 during the war period	86
Glassware and earthenware	5, 6, 22-24	101, 121	102	136	.. quantity and value of	85, 88	131
Gold, absorption of	8	120	.. scope of statistics of	84
.. bullion and coin, movement of	7, 76	119	119 share of port towns in	86
.. held in the mints and treasuries	75, 81 with provinces	86
.. imports and exports of	7, 76	99, 119	99, 119 Assam	86	133	133	..
.. net imports of	7, 88	99, 120 Bengal	86	131-133	131-133	..
.. stocks of	74 Bihar and Orissa	86	131-133	131-133	..
.. value of	..	119	119 Bombay Port	86	131-133	131-133	..
.. world's production of Presidency	85	132-133	131-133	..
Gold and silver, movement of	76, 78 Calcutta	86	131-133	131-133	..
.. thread	15	104 Central Provinces	85	131-133	131-133	..
.. imitation	15 Karachi	86	132-133	132-133	..
Gold Standard Reserve	72, 74 Kashmir	85	132-133	132-133	..
Government stores	7	99	99 Madras Presidency	86	132-133	132-133	..
.. imports and exports of	7 Madras Ports	85	132-133	132-133	..
Grain, pulse, and flour	5, 6, 52-56	101, 105	102, 107 Mysore	86	132-133	132-133	..
Gram (<i>Cicer arislinum</i>)	6, 56	115	107, 122	125	.. Nizam's Territory	86	132-133	132-133	..
Groundnuts (<i>Arachis hypogaea</i>)	6 Punjab	86	131-133	131-133	..
.. oil	63 Rajputana and Central India	86	132-133	132-133	..
Gums, resins and lac	..	101, 106	106, 102	124	.. Sind and British Baluchistan	86	133	133	..
Gunpowder	124	.. United Provinces	86	131, 133	131, 133	..
Haberdaehery and millinery	6, 25	101, 105	106, 116	139	Instruments, apparatus and appliances	8, 28	104, 106
.. articles classified under	25	116 electrical	28	104
Handkerchiefs and shawls	21	102 musical	28	104
Hardware	5, 6, 25	104, 106	102, 106	137	.. photographic	28	104
.. detailed items of	25-28	117 scientific and philosophical	28	104
Hats, caps and bonnets	..	104 surgical	28
Hemp, raw (<i>Crotalaria juncea</i>)	..	101, 106	101, 107	124	Iron bars and channel	31	103	..	124
Hessians, prices of	60 prices of Swedish rolled	31
Hides, buffalo	57 pig, production of	61
.. calfskins	107 production of Indian	61
.. cow	57	..	107	..	Iron and steel	5, 6, 31	106, 116	108	127
.. prices of	57	32, 64, 65
.. raw	56, 57	101	102, 107	124, 128	Iron or steel, angle and spring	31, 32	103
.. tanned or dressed	57	101	102, 122	124	.. bars and channels	31, 65	103, 121	..	124
Hides and skins, raw	2, 5, 56-57	101, 106	119, 107, 102	128	.. beams, pillars, etc.	32	103, 121	..	124
.. tanned or dressed	7, 57	101, 106	102, 119 blooms	65
Holland hoops and strips	32	103
Hongkong	87	109, 111	109, 111 manufactures	31, 32	103
Horns, tips, etc.	57	..	108 nails, rivets and washer	32	103, 121	..	124
Horses	124	.. pipes and fittings, cast	32	103, 121	..	124
Hosiery, cotton	21	102 rails and beams	61
.. prices of	21 screws	..	103
Implements and tools	28	104 sheets and plates—galvanized	31	103, 121	..	124
Import duty in foreign countries	126, 127	.. tinned	31	103, 121	..	124
Imports of private merchandise	5-6, 87	99	..	128	.. not galvanised or tinned	31	103, 121	..	124
.. principal increases or decreases	5-6, 87 trade of the United Kingdom	31	103
.. value of	4, 88 Germany	31
.. by classes	5	100, 101 Belgium	31
Imports and exports of Australia	3	123	123 United States	31
.. Argentine	3	123	123 tubes and fittings, wrought	31	103	..	124
.. Brazil	..	123	123	..	Italian East Africa Italy	..	112	112	..
.. Canada	3	123	123	..	Ivory	..	105
.. Egypt	4	123	123	..	Japan	11, 12, 13, 14, 89	109, 114	109, 114	..
.. France	4	123	133	..	Japanese trade in hosiery	21
.. India	..	123	123 matches	30
.. Italy	..	123	123 vessels	79
.. Japan	..	123	123	..	Java	11, 13, 14, 89	109, 114	109, 116	..
.. Russia	4	123	123	..	Jawar (<i>Andropogon sorghum</i>) and bajra (<i>Pennisetum typhoidum</i>)	56	..	107, 122	125
.. United Kingdom	3	123	123	..	Jewellery	..	106
.. United States of America	3	123	123	..	Joint stock companies	88, 89
Indigo (<i>Indigofera Sps.</i>)	5, 7, 21	..	107, 118	124	Jute, raw (<i>Corchorus capsularis</i>)	1, 2, 6, 57	105	107, 117	124, 125
.. competition with synthetic	51-52 consumption of—in mills	59, 81	..	122	128
.. how to improve production of	51, 52 outside mills	59
.. prices of natural and synthetic	21, 51-52 freights for	79
.. production	88 duty on	77	126
Indo-China	..	109, 114	109, 114 manufactures	2, 59-60	52, 105	117, 118	128
Industrial development and war	14 bags	59, 60, 84	..	107, 122	124
Influences reducing the volume of overseas trade	23 manufactures rope and twine	59	..	102, 107	..
Inland trade, articles of import and export	85, 86	131, 132	.. cloth	6, 59, -60	..	107, 118	124
.. between port towns	85 mill industry	84	..	122	..
.. " " and provinces	86	132, 133	.. prices of	60
					.. production of	58-60
					Kerosene oil	63, 88
					Labour, earnings of	33, 63	121	..	124
					Lao	10
					.. button	60-61	..	107, 118	124, 128
					.. seed	61
					.. shell	61	..	122	..

INDEX

	TABLES					TABLES			
	Report	Import	Export	Miscellaneous		Report	Import	Export	Miscellaneous
Cotton, blankets				138	Egypt	3	109, 112	109, 112	
" crops, foreign	47				Effect of war on trade	1, 4, 12			
" " Indian	47				Electric installation	21			
" fents	21	102, 121			Electrical instruments	28			
" goods	6, 8, 20	116	116		" machinery	29	103		
" handkerchiefs	49				Emergency measures, list of	3			135, 136
" hosiery	21, 51	102, 121		124	Enamelled ironware	25, 26	104		137
" industry, growth of the	21	102		138	" descriptions of				
" manufactures	49				" and their prices	26			
	2, 19-20	101, 102	102	126	Encouragement of Indian and British trade	14			
	49-50				Enfaced rupee papers, transfer of	9			120
	52				Engines, Locomotive	36			126
" operatives in—mills	49				Exchange, average rates of	73			
" piecegoods	19, 20	102	135	126, 138	" Banks	73			
	49, 83				Excise duty on cotton goods	77			126
" " coloured	19, 20	102, 121	106, 107	124	Export duty on rice	77			126
			122		Exports of Indian merchandise	4, 6-7, 87			
" " white	19, 20	102, 121	106	124	" excess of—over imports	89		99	
" " grey	19, 20	102, 121	106, 107, 122	124	" net—	9	120		
					" principal increases or decreases	6-7, 87			
" " prices of	20				" ratio of—to production	88			
" " descriptions of	20				" value of	4, 88			
" raw (<i>Gossypium Sps.</i>)	2, 3, 6, 17-18, 47, 52, 84	101, 46	123, 102, 107, 116, 122	125, 128	" " by classes	6		100, 101	
					Farinaceous and patent foods		104		124
" " monthly exports	48		123		Fents		102, 121		
" " Indian production and cultivation	47, 48, 80				Fibres for brushes			108	
" " world's production of	47				Fingering wool	44			
" seed	6				Firewood	42			
" shawls	21				Fish, dry, salted		101, 105	102, 108	
" " prices of	48			138	Fishmaws and sharkfins			108	
" thread, sewing	21	102	87, 107	139	Flax, canvas		105		124
" twist and yarn	6, 19, 50	105, 122, 123	100, 101, 102, 106, 107, 121, 124	107, 124, 128	" piecegoods		105		124
					" raw		105		
					Fodder, bran, and pollards			108	
" " consumption of—in mills	50				Food, drink, and tobacco	5, 6	100, 101	100, 101	
" " " in hand					Food grains, other	56			
" " weaving	50				Foreign countries and others, trade with		109	109	
" " of lower and higher counts	18-19, 49				" trade as compared with that of other countries.	3, 89			
" " prices of	18-19				Franco	3, 11, 12, 89	109, 110	109, 111	
" " production of Indian—	49				Free articles	76			127
" " " per 1,000 spindles	49				Freights, Indian—war	79, 80			
" " " per 1,000 looms	49				" maritime for coal, gunnies, pig iron, rice, jute, linseed, tea	79, 80			129, 130, 131
" " value of	49, 77				" railway	80			
Council bills paid in India	73			120	Frontier trade	80-83, 88			
Crayons or chalk pencils	36				" " cotton piecegoods			134	134
Crop, movements of	76				" " export of—		133, 134	133, 134	
" percentage of export to production of	88				" " principal articles	80			
Currency notes, active circulation of	72				" " provincial distribution	82, 83		133	
Cutch and gambier	51				" " total value	80, 88		133	
Cutlery	27-28	105		137	" " with Afghanistan	80, 81		133	
" hardware, implements, and instruments		101, 105	102, 121		" " Bhutan	80, 82		133	
" principal descriptions and prices of	27-28				" " Central Asia	80, 81		133	
" principal items of	77				" " Dir, Swat and Bajour	80, 81		133	
Custom tariff, Indian	76			126, 127	" " Karonnee	80, 82		134	
" foreign				128	" " Nepal	80, 81		133	
" free articles	76				" " Persia	80, 81		133	
Customs revenue	76-77, 88	126	126		" " Sikkim	80, 82		133	
					" " Shan States	80, 82		133	
Cycles	16	105, 137			" " Siam	80, 82		133	
Dates		104, 121			" " Tibet	80, 82		133	
Declared value per unit of principal articles of import and export	7			124	" " Western China	80, 82, 88		133	
Deck passage rates from Calcutta	80			130	" " wool, raw, imports of		134		
Development of local industries	14				Fruits and vegetables	81	101, 104	102, 106, 108	
Direction of Indian trade	11-12				Fuel oil	33		108, 122	
Domestic hardware	25	104			Furniture and cabinetware		101, 105	102	
Drugs and medicines	16	104	108		German East Africa		112	112	
Duty, import	76-77			128, 129	Germany silver		103, 117		
" excise—on cotton goods	77			126	Germany	11, 12, 13, 89	109, 111, 118, 128	109, 111, 128	
" export—on rice	77			126	Ghi			108	124
" on jute	77			126	Gin	28			
" " salt	77				Ginger (<i>zingiber officinale</i>)				
" " tobacco	41				Glass bangles	22, 24	105		137
" " tea	77			126	" beads and false pearls	21-24	105		124, 136
Dyeing and tanning materials	21		107		" Belgian window glass	23			
Dyes and colours	5, 6, 21, 22, 51	101	102		" bottles	22, 23	105		
					" chimneys, prices of	22			
Earnings of labour	10-11				" chutney quart bottles	23			
Earthenware and porcelain	22-24	105		136	" funnels, globes, etc.	22	105		
" " descriptions of, and their prices	24-25				" lamps	22, 25			
East Africa Protectorate		109, 112	109, 112		" medicine phials	23			
					" oil burner glasses	23			
					" salt cellars and pots	23		4	
					" sheets and plate	22	105		124
					" stoppered jars	23			

INDEX

	Report	TABLES				Report	TABLES		
		Import	Export	Miscellaneous			Import	Export	Miscellaneous
Glass toy tumblers, prices of	23	Inland trade distribution of—	84, 85
" making industry	24-26	" " during the war period	86
Glass-ware and earthenware	5, 6, 22-24	101, 121	102	136	" " quantity and value of	85, 88	131
Gold, absorption of	8	120	" " scope of statistics of	84
" bullion and coin, movement of	7, 76	119	119	..	" " share of port towns in	86
" hold in the mints and treasuries	75, 81	" " with provinces	86	133	133	..
" imports and exports of	7, 76	99, 119	99, 119	..	" " Assam	86	131-133	131-133	..
" not imports of	7, 88	99, 120	" " Bengal	86	131-133	131-133	..
" stocks of	74	" " Bihar and Orissa	86	131-133	131-133	..
" value of	..	119	119	..	" " Bombay Port	85	132-133	131-133	..
" world's production of	" " Presidency	86	131-133	131-133	..
Gold and silver, movement of	76, 78	" " Calcutta	85	131-133	131-133	..
" " thread	15	104	" " Central Provinces	86	132-133	132-133	..
" " imitation	15	" " Karachi	85	132-133	132-133	..
Gold Standard Reserve	72, 74	" " Kashmir	86	132-133	132-133	..
Government stores	7	99	99	..	" " Madras Presidency	85	132-133	132-133	..
" imports and exports of	7	" " Madras Ports	86	132-133	132-133	..
Grain, pulse, and flour	5, 6, 52-56	101, 105	102, 107	..	" " Mysore	86	132-133	132-133	..
Gram (<i>Cicer arislinum</i>)	6, 50	115	107, 122	125	" " Nizam's Territory	86	131-133	131-133	..
Groundnuts (<i>Arachis hypogaea</i>)	6	" " Punjab	86	131-133	131-133	..
" oil	63	" " Rajputana and Central India	86	132-133	132-133	..
Gums, resins and lac	..	101, 100	106, 102	124	" " Sind and British Baluchistan	86	133	133	..
Gunpowder	124	" " United Provinces	86	131, 133	131, 133	..
Haberdashery and millinery	6, 25	101, 105	106, 116	139	Instruments, apparatus and appliances	8, 28	104, 106
" articles classified under	25	116	" electrical	28	104
Handkerchiefs and shawls	21	102	" musical	28	104
Hardware	5, 6, 25	104, 106	102, 106	137	" photographic	28	104
" detailed items of	25-28	117	" scientific and philosophical	28	104
Hats, caps and bonnets	..	104	" surgical	28
Hemp, raw (<i>Crotalaria juncea</i>)	..	101, 106	101, 107	124	Iron bars and channel	31	103	..	124
Hessians, prices of	60	" prices of Swedish rolled	31
Hides, buffalo	57	" pig, production of	61
" calfskins	107	..	" production of Indian	61
" cow	57	..	107	..	Iron and steel	5, 6, 31	106, 116	108	127
" prices of	57		32, 64, 65
" raw	56, 57	101	102, 107	124, 128	Iron or steel, angle and spring	31, 32	103
" tanned or dressed	57	101	102, 122	124	" bars and channels	31, 65	103, 121	..	124
Hides and skins, raw	2, 5, 56-57	101, 106	119, 107, 102	128	" beams, pillars, etc.	32	103, 121	..	124
" " tanned or dressed	7, 57	101, 106	102, 119	..	" blooms	65
Holland	" hoops and strips	32	103
Hongkong	37	109, 111	109, 111	..	" manufactures	31, 32	103
Horns, tips, etc.	57	..	108	..	" nails, rivets and washer	32	103, 121	..	124
Horses	124	" pipes and fittings, cast	32	103, 121	..	124
Hosiery, cotton	21	102	" rails and beams	61
" prices of	21	" screws	..	103
Implements and tools	28	104	" sheets and plates—galvanized	31	103, 121	..	124
Import duty in foreign countries	126, 127	" tinned	31	103, 121	..	124
Imports of private merchandise	5-6, 87	99	" not galvanized or tinned	31	103, 121	..	124
" principal increases or decreases	5-6, 87	" trade of the United Kingdom	31	103
" value of	4, 88	" Germany	31
" by classes	5	100, 101	" Belgium	31
Imports and exports of Australia	3	123	123	..	" United States	31
" " Argentina	3	123	123	..	" tubes and fittings, wrought	31	103	..	124
" " Brazil	..	123	123	..	Italian East Africa Italy	..	112	112	..
" " Canada	3	123	123	..	Ivory	..	105
" " Egypt	4	123	123	..	Japan	11, 12, 13, 14, 89	109, 114	109, 114	..
" " Franco	4	123	133	..	Japanese trade in hosiery	21
" " India	..	123	123	..	" matches	30
" " Italy	..	123	123	..	" vessels	79
" " Japan	..	123	123	..	Java	11, 13, 14, 89	109, 114	109, 115	..
" " Russia	4	123	123	..	Jawar (<i>Andropogon sorghum</i>) and bajra (<i>Pennisetum typhoidesum</i>)	56	..	107, 122	125
" " United Kingdom	3	123	123	..	Jewellery	..	106
" " United States of America	3	123	123	..	Joint stock companies	88, 89
Indigo (<i>Indigofera Sps.</i>)	5, 7, 21	..	107, 118	124	Jute, raw (<i>Corchorus capsularis</i>)	1, 2, 6, 57	105	107, 117	124, 125
" competition with synthetic	21, 51	" consumption of—in mills	59, 81	..	122	128
" how to improve production of	51, 52	" " outside mills	58, 59
" prices of natural and synthetic	21, 51	" freights for	59
" production	88	" duty on	77	128
Indo-China	..	109, 114	109, 114	..	" manufactures	2, 59-60	52, 105	117, 118	128
Industrial development and war influences reducing the volume of overseas trade	23	" bags	59, 60, 84	..	107, 122	124
Inland trade, articles of import and export	85, 86	131, 132	" manufactures rope and twine	59	..	102, 107	..
" " between port towns	85	" " cloth	6, 59-60	..	107, 118	124
" " " and provinces	86	132, 133	" mill industry	84	..	122	..
					" prices of	60
					" production of	58-60
					Kerosene oil	63, 88
					Labour, earnings of	33, 63	121	..	124
					Lao	10
					" button	60-61	..	107, 118	124, 128
					" seed	61
					" shell	61	..	122	..

INDEX

	Report	TABLES				Report	TABLES		
		Import	Export	Miscellaneous			Import	Export	Miscellaneous
Lac stick	61				Motor cars licensed in 1915	18			
Lametia	15				" cycles	16	105, 121		
Lamps and lampware		104		137	" spirit	63-67			
Land frontier trade	80-83				" wagons	16	105		
Lead	62	103			Mowra			107, 123	
Leather—buffalo hides			107		Muscate and Trucial Oman		113	113	
" calf skins			107		Museum Commercial	90			
" cow hides			107		Musical instruments	28			
" goat skins			107		Myrobalans (<i>Phyllanthus emblica</i>)	51		107, 122	124
" purses				137	Natal	13	109, 112	109, 112	
" sheep skins			107		Native craft, number and tonnage of	78			129
Lemon grass oil	63				New Zealand		115	115	
Linseed, oil	62				Nitric acid	16			
" freights for	79				Nippon Yusen Kaisha Steamship	80			
" World's production	64				Norway		109, 111	109, 111	
Liqueurs	29				Oats (<i>Avena sativa</i>)			107	
Liquors	5, 28-	101, 104	102	126	Oil and floor cloth		106		
" ale, beer, and porter	29				Oilcakes	62	101	107, 123	124
" brandy	28	104			Oils	33	101	101, 102	126
" brewing industry	29				" animal	62-63	101, 103	124	
" champagne	28				" castor (<i>Ricinus communis</i>)	62		107	124
" ciders	29				" coconut (<i>Cocos nucifera</i>)	62-63		107	124
" gin	29	104			" copra	62			
" rum	29				" cotton	62			
" sherry	29				" essential	24	103	107	
" spirits	29				" groundnut	62			
" whisky	29	104			" kerosene	63	103		
" wines	29				" lemon grass	63			
Lubricating oil	33, 63				" linseed (<i>Linum usitatissimum</i>)	62			
	84				" mill industry	62			
Luxury, articles of		119			" mineral	33	103, 117	107	
Machinery and millwork	5, 6	101, 110,	102		" mustard	62	63, 84	121	
	29-30	103, 106,			" petroleum	63			
" electrical	29	107, 117			" poppy	62			
" jute	29	103			" sesamum	62			
" mining	29				" rape	62			
" rice and flour mills	30				" vegetable	62	102		
" textile	29	103			Oilseeds	2, 6	101	102	128
Maize (<i>Zea Mays</i>)	56			125	" castor (<i>Ricinus communis</i>)	63-66			
Malt liquors					" copra	63, 66		107, 118	124, 128
Manganese ore	6, 61		108, 122	124	" cotton (<i>Gossypium Sp.</i>)	3, 63, 65		107, 118	124
Manufactured articles	5, 6	100	100		" groundnuts (<i>Arachis hypogaea</i>)	3, 63, 64		107, 122	124, 128
Manures		106	108, 122	124	" exports of — from Pondicherry	65			
Margarine	63				" freights for	65			
Matches	13-14	104, 121		137	" production of	64			
" factories	30				" linseed (<i>Linum usitatissimum</i>)	3, 63			128
" prospects of the industry	30				" world's production of	64, 88		107, 118, 122	124, 125
" White Phosphorus—Prohibition Act	30				" mowra	62-63		107, 118	
Mauritius		109, 112	109, 112		" mustard (<i>Brassica Sp.</i>)	63		107	125, 129
Measures—emergency	3				" poppy (<i>Papaver somniferum</i>)	63		107, 118	128
Medicines	16				" prices of	64, 66		122	
Merchandise		120	120		" production of	64			
" monthly imports and exports of		100	100		" rapeseed (<i>Brassica Sp.</i>)	63, 65, 88		107, 118	124, 128
" net exports of			99		" sesamum (<i>Sesamum indicum</i>)	63, 65, 88		107, 120	125, 128
" trade in private — according to classes		100, 101	100, 101		Opium	66		107, 119	124, 126
" value of exports of private —	4	99	99		" prices of	66		122	
" imports of	4	99-102	99, 102	126	Ores enumerated	61			
Metal lamps	26			137	Ornamental wood	42			
Metals and ores	2, 5, 31	101	102	137	Other food grains	56			
" and manufactures	61-62	116-117			Painter's materials		105		
" aluminium	32		108	126	Paints and colours	22	105, 121		124
" copper	32	106			Paper Currency, circulation of	74, 88			
" iron	31-32				Paper Currency Reserve	72, 75			
" or steel	31-32	101, 106	102, 108		Paper	5, 34, 56	104, 121	102	137, 138
" lead	62				" consumption of— in India	35			
" manganese	61				industry	37			
" other than iron or steel		101	102		" making materials	35	105		
" tin	32				" packing and pasteboard	34	104		
" wolfram	61				" pasteboard and stationery	34	101, 121	102	
" zinc or spelter	32				" printing and writing	34			124
" prices of—	32				" writing	34			
Metallic ores and scraps		101			Paraffin wax			108, 122	124
Mica			108-124	124	Pasteboard and cardboard				
Milk, condensed and preserved		104		124	Patent fuel	17			
Mineral dyes	22				Pearls				
Mineral oil, kerosene	33, 63, 84	103, 78							
" other kinds	33, 63, 84	117							
Mining machinery		103							
Miscellaneous and unclassified articles	56	100, 101	100, 101						
Mints—receipts of gold into the	75								
Molasses	5	103		124					
Mouldings				137					
Motor cars	16	105, 121							

INDEX

	TABLES				TABLES				
	Report	Import	Export		Miscellaneous	Report	Import	Export	Miscellaneous
Pen Knives, Scissors, razors.	27-28				Salt, consumption of—per head	37			
Pencils, industry	35, 36				" duty on	37			
" prices of	36			138	" prices of	10, 37			
Pepper				124	Safes and strong boxes of metals	25, 27			137
Penholders	36			138	Saltpetre or potassium nitrate	7, 18, 45		108	124
Peninsular Tobacco Co.	70				Sandal wood	71			
Percentage of exports to production of crops	88				Sandwich Islands			115	
Persia		109, 115	109, 115		Sea-borne trade, foreign, total values	4, 88			
Petrol	33, 63, 81				" calculated values of—			107	
Petroleum, duty on				126	" on the basis of	8	121	122	
" production of—in India and foreign countries	33, 63				" 1913-14	12			
Pig iron	61				" share of provinces in	12			
" " production of	61				" of ports	12			158
Pitch, tar and dammer		106		124	Seal skin rugs				
Polishes		106			Second-hand clothing		104		
Population of India	88				Secretary of State's borrowings	73			
Port wine	29				" " remittances	73			
Portuguese East Africa		109, 112	109, 112, 113		Seeds	2, 5	101, 118	102, 107	124
Ports, trade of principal	12				Sewing and knitting machines	30			
Poppy seed	6, 63		107, 122		" needles, prices of	27			
Post Office Savings Banks	72				Sesamum	6	68, 79	84, 87	
Precious stones and pearls, unset	5	105			Sherry	29			
Presidency Bank rates	73, 74				Shipbuilding in India	78			
Prices, Indian—in 1914-15	10				Shipping, foreign.	77-79, 88			
" declared values per unit	7			124	" coasting	78-79			
Prime movers	29				" nationality of vessels	78			129
Production, of staple articles	88				" number and tonnage of steamers, tonnage of	78-88			129
" ratios of exports to	88				" sailing vessels	78			
Proprietary and patent medicines		104			" with the United Kingdom, British Possessions and foreign countries	78			
Provinces, share of, in total sea-borne trade	12				Ships, part of		105		
" " Coasting trade	83				Siam		119, 115	109, 115	
" " Frontier	82				Silk		101, 116	102, 116	
" " Inland	80				" chasm and cocoons	67			
Provisions and oilman's stores	5	101, 104, 117	102, 108, 122		" goods	5, 6, 39		116	
" canned and bottled		104			" industry	67			
Pulse	5, 56		107, 122		" manufactures	38, 67	101, 103	108	
Punjab Co-operative Bank	75				" mixed goods	38, 40, 67	103, 121		124
Pyrotechnic matches	31				" piece goods	38, 67	103, 121	106	124
Quetta-Nushki Railway	81				" prices of—	38, 67			
Quinine	17	104		124	" raw	5, 37, 67	101, 103, 106, 116, 121	108, 116	124
Rail-borne trade statistics	84-86	131, 132	131, 132		" yarn, noils, and warps.	58	103, 101		
Railway freight	80				" world's production and consumption of—	37-38			
" gross earnings	88				Silver bullion and coin, movement of	7-8, 81-82	119	119	126
" materials	5				" " value of	7-8		107	
" mileage	88				" " imports and exports of	7, 76	99, 119	107, 119	
" plant and rolling stock	7, 36	101, 103, 117	102		" " net imports of—	7, 76			
" bridgework		103			" coinage	75			
" carriages and wagons	26	103, 106			" thread	15			
" locomotives	36	103, 106			Skins, calf			107	
" rails, chairs, fishplates	36	103, 106, 121		124	" goat			107	
" sleepers and keys	36	103, 121			" prices of	57		122	
" sleepers of wood	42-43	103			" raw	57		119, 122	124, 128
Rajah comforters	15				" sheep			107	
Rapeseed	8		107, 122		" tanned and dressed	57		119, 122	124, 138
Raw materials	5, 6	100, 101	100, 101	124, 126	Sleepers of wood	45			
Reduction, influence causing—in India's overseas trade	2				Soap	38-39	105, 121	122	124, 138
Re-exports	4, 7, 37		101		" prices of	38-39			
Reserve treasuries, balances in	74				Soda carbonate			124	108
Reserve councils paid in London	72, 73				Soda compounds		104		
Renuion		113	113		Sovereigns, imports of—	7			
Rice (<i>Oryza sativa</i>)	6, 52-54		110, 118	125, 128	Spain		109, 111	109, 111	
" bowls	83				Spices		101, 104	102, 108, 122	
" export duty on	77		107		" betelnuts (<i>Areca Catechu</i>)		101, 104		
" freights for	85			126	" chillies (<i>Capsicum Sps.</i>)			108	124
" and flour mill machinery		102			" cloves		104		
" in the husk	53		107		" ginger			108	
" not in the husk	53		107, 122	124	" pepper			108	124
" production of	52, 58				Spirit	29	108, 121		124
" prices of Indian	10, 52-54		122	125	" issued from Indian distilleries	29			
Rosin	35				" methylated, etc.	29			
Roumania		111	111		Stationery	7, 34, 35	105, 106		
Royal Sugar Commission	40				Statistics, scope of coasting trade, inland trade.	83			
Rubber	6, 66-	105	108, 122	124	Steel, angle and spring	31	103, 117		
" tubes and tyres	67				" bars and channel	31	103		
" world's production	67				" cast	31	103		
Rugs		65	107		Steam engines	29			
Rum	29				Steamers, tonnage of	77-78			129
Rupees, coinage of	75				" nationality of	77-78			129
Russia	3, 12, 49	109, 111	109, 111		Steamship Co.				
Saccharin		103			" " Asiatic Steam Navigation Co.	78			
Salt	36-37	105, 121		124, 126	" " Austrian Lloyd Steam Navigation Co.	78			

INDEX

	Report.	TABLES.				Report.	TABLES		
		Import	Export	Miscel- laneous.			Import	Export	Miscel- laneous.
Whisky	29	124	Wool, raw	7,71,82	101, 104,	106, 107	124, 128
White oil	33			135	118, 122,	
White Phosphorus Matches Prohibition Act	30	126	Woollens	6,43—44,	104	102	..
Wholesale prices of certain staple articles	125	" carpets and rugs	71—72	104	107	..
Wines and spirit	29	" hosiery	43	104
Wolfram	61	" piecegoods, various descriptions of	44	121, 104	..	124, 138
Wood and timber	42, 45, 70—71	101,105	102, 108	124	" shawls, ditto	43	104,	..	124, 138
" sandal	70—71	..	108	..	" yarn and knitting wool, ditto	44	104,	..	138
" teak	42, 70—71	101,	102, 108, 107, 122	124	Yarns	19, 49, 50	101, 102	..	124
Wooden sleepers for railways	42—43	Yarns and textile fabrics, cotton	101	102	..
Wool, industry	71—72	" " " jute	102	..
" manufactures	2,43—44,	101,116	106	..	" " " silk	101	102	..
" prices of	71—72	" " " wool	101	102	..
	71	101	" " " others	101	102	..
					Zinc or spelter	32	103, 117

vi
INDEX

	TABLES.				TABLES.			
	Report	Import	Export		Miscellaneous	Report	Import	Export
Steamship Co., British India Steam Navigation Co.	78	Trade with
Still red wine	29	German East Africa	1	112	112
Sterling bills on London	72	Germany	11,12,13, 89	109,111, 128	109,111, 128
Straits Settlements	13	109, 115	109, 115	..	Holland	..	109, 111	109, 111
Sugar	2,5,8,39	101, 117	106, 102, 108	125,126	Hongkong	87	109, 114	109, 114
" beet	—41	Indo-China	..	109, 114	109, 114
" cane	5, 39	Italy	12,89	109, 111	109, 111
" 15 Dutch standard and below	5, 39	Italian East Africa	..	112	112
" 16 Dutch standard and above	..	103	102	..	Japan	11,12,13, —14,89	109, 114	109, 114
" industry	39	103, 121	..	124	Java	11,13, 14, 89	109, 114	109, 115
" prices of—	41	Mauritius	..	109, 112	109, 112
" production of Indian	10,39,40	Muscat and Trucial Oman	..	113	113
Sulphate of ammonia	40,41,88	Natal	13	109, 112	109, 112
Sulphur	16	New Zealand	..	115	115
Sulphuric acid	16	Norway	..	109, 111	109, 111
Sumatra	..	115	115	..	Persia	..	109, 115	109, 115
Summary, General	86—87	Portuguese East Africa	..	109, 112	109, 112
Sweaters	15	Reunion	..	113	113
Sweden	..	109, 112	109, 112	..	Roumania	..	111	111
Switzerland	..	109	109	..	Russia	3, 12, 89	109, 111	109, 111
Synthetic indigo	21	Sandwich Islands	115
Tallow, stearine, and wax	..	101, 105	102, 108	124	Siam	..	109, 115	109, 115
Tata and Sons	32, 61—63	Spain	..	109, 111	109, 111
Tea (<i>Camellia Thea</i>)	5,6,68—70	101, 105	102, 119, 107, 122	124, 128	Straits-Settlements	13	109, 115	109, 115
" cess	77	126	Sumatra	..	115	115
" chests	..	105, 121	Sweden	..	109, 112	109, 112
" consumption of	68	Switzerland	..	109	109
" freights for	69, 79	Turkey in Asia	..	109, 115	109, 112, 115
" exports of — to the United Kingdom	68—70	Turkey in Europe	12	112	109, 112
" green	70	United Kingdom	3, 11, 12, 13, 89	109, 110	109, 110
" industry	68	" total—in the pre-war period	1, 5
" machinery	..	103	" in war period	2, 5
" prices of—	68	" United States of America	3, 11, 12, 89	109, 113	109, 113
" production of—	68	" West Indies	..	109	109, 113
Teakwood (<i>Tectonia grandis</i>)	42, 70, 83	..	107, 122	124	" the continents	11	109	109
Telegraph materials	7	106	" United Kingdom, other British Possessions and Foreign countries	11, 13	109	109
Telegraphic transfers	72, 73	" of principal ports	1, 12
Textile fabrics	5, 6	" per head of population of India, United Kingdom, and foreign countries	89
" machinery	29	103	Treasure, coasting	84
Thread	..	102	" net imports of	88	99	..
" gold and silver	15	" value of	4	99	99
Timber	42, 70	105	..	124	Treasury balances	74
Tin	32	103, 117, 121	..	124	Tungsten	61
Tobacco (<i>Nicotiana Tabacum</i>)	41—42, 70	101, 105	102, 108	124, 126	Turkey in Asia	..	109, 115, 112	109, 112, 115
" duty on—	41	" Europe	12	112	109
" Industry	70	Turmeric (<i>Curcuma longa</i>)	..	112	109
Toilet requisites	..	105	Typewriters	30	103	..
Toys and requisites for games	6	105	..	139	Umbrellas	42	..	124
Trade and currency	72—76, 87	" fittings	42	105	..
" according to countries	89	109—115	109—115	..	" prices of	42	..	139
" of India compared with that of other countries	3	United Kingdom	3, 11, 12, 13, 89	109, 110	109, 110
" direction of Indian—	11—12	" States	3, 11, 12, 89	109, 113	109, 113
" on the outbreak of war	11	Value, calculated of trade	8	121	122
" effect of war on —	1, 4, 12	" of imports and exports of certain articles	..	102—106	106—108
" by countries	87	109	109	..	" of articles of luxury and convenience	..	119	..
" of India as compared with that of certain countries during the pre-war and war periods	3—4	123	123	..	Vessels, number and tonnage of—engaged in the foreign seaborne trade	129
" per head of population	89	Wages, average rates of	10	..	125
" with Aden	13	109, 113	109, 113	..	" brewing	11	..	125
" Arabia	..	109, 113	109, 113	..	" cotton	11	..	125
" Argentine Republic	3	109	109, 113	..	" jute	11	..	125
" Austria-Hungary	11,12,13	109, 110, 128	109, 110, 128	..	" mining (coal)	11	..	125
" Australia	3, 13	109, 115	109, 115	..	" paper	11	..	125
" Bahrein Islands	..	109, 114	109, 114	..	" rice	11	..	125
" Belgium	11, 12, 31	109, 110	109, 110	..	" tea	11	..	125
" Brazil	113	..	" wool	11	..	125
" Borneo	..	109, 114	109	..	War, effect of—on trade	1—3
" British Empire	12—13	West Indies	..	109, 113	109, 113
" British Guiana	113	..	Wheat (<i>Triticum sativum</i>)	2,6,54—56	..	107, 122, 124, 125, 128
" Canada	3, 13	109, 113	109, 113	..	" flour	107, 118, 122
" Cape Colony	..	112	112	..	" freights for	55
" Ceylon	13	109, 114	109, 114	..	" prices of	10, 55, 56
" Chile	..	109	109, 112	..	" production of Indian	54, 88
" China exclusive of Hongkong and Macao	87	109, 114	109, 114	..	" foreign	54
" East African Protectorate	..	109, 112	109, 112	..				
" Egypt	3	109, 112	109, 112	..				
" Foreign Countries	13				
" Franco	3, 11, 12, 89	109, 110	109, 111	..				

37. Statistical Tables relating to Banks in India with an Introductory Memorandum. As. 4. (1a.)
38. Statistical Tables showing for each of the years 1901-02 to 1913-14 the estimated value of the Imports and Exports of India at the prices prevailing in 1899-1900 to 1901-02. As. 8. (1a.)
39. Memorandum and Statistical Tables relating to prices and freights in India since the outbreak of war. R2-8.

COMMERCIAL INTELLIGENCE DEPARTMENT, INDIA.

ANNUAL.—Tariff Schedules for 1915. As. 6. (1a.)

WEEKLY.—“Indian Trade Journal,” the weekly organ of the Commercial Intelligence Department—yearly subscription—in India R13. Foreign R18. Post free.

MISCELLANEOUS.

1. Notes on Sugar in India, 1911, 3rd edition. R1-12. (2a.)
2. Indian Cotton Seed: Its Industrial Possibilities, As. 12. (2a.)
3. Indian Wheat and Grain Elevators, 1913. 2nd edition. R1-4. (3a. 6p.)
4. Catalogue of the Indian Trade Journal, 1911. As. 4. (2a.)

5. Memorandum on the Statistics of India in selected articles in Indian Trade Journal, dated the 14th...
6. Burma

15290

Review of the Trade
of India in
1914-15

Name of borrower	Lent on	Received on
Mlikeni	22/12	1957

of India in selected articles in Indian Trade Journal, dated the 14th... Statistics.

Published by the Superintendent

The following

- Bernard
Constable
H. S.
P. S. I.
Kegan Paul
London
Grindley
T. Fisher
W. T.
Luzac
Deighton
B. H.
Oliver
E. P.

W.
C.
V.
on, S.W.
and 25, Museum Street,

SERVANTS OF INDIA SOCIETY'S LIBRARY POONA 4.

1. Books drawn from the library may not be retained for longer than a fortnight.
2. Borrowers will be held strictly responsible for any damage done to books while they are in their possession.

Martin
Ernest Leroux, 28, Rue Bonaparte, Paris, France.

In India and Ceylon.

Thacker, Spink & Co., Calcutta and Simla.
Newman & Co., Calcutta.
R. Cambay & Co., Calcutta.
S. K. Lahiri & Co., Calcutta.
B. Banerjee & Co., Calcutta.
Rai M. C. Sircar Bahadur & Sons, 75-1-1, Harrison Road, Calcutta.
The Indian School Supply Depot, 309, Bow Bazar Street, Calcutta, and 226, Nawabpur, Dacca.
Butterworth & Co. (India), Ltd., Calcutta.
The Weldon Library, 18-5, Chowringhee Road, Calcutta.
V. Kalyanarama Iyer & Co., Madras.
G. A. Natesan & Co., Madras.
Higginbotham & Co., Madras.
S. Murthy & Co., Madras.
Thompson & Co., Madras.
Temple & Co., Madras.
P. R. Pamaier & Co., Madras.

Thacker & Co., Ltd., Bombay.
A. J. Combridge & Co., Bombay.
D. B. Taraporevala, Sons & Co., Bombay.
Gopal Narayan & Co., Bombay.
Mrs. Radhabai Atmaram Sagoon, Bombay.
Sunder Pandurang, Bombay.
Ramchandra Govind & Son, Bombay.
A. H. Wheeler & Co., All India and Bombay.
N. B. Mathur, K...
A. Chand & Rai Sahib Mufid...
Superintendent Press, Ra...
S. C. Taluk

Fortyfirst Issue]

DEPARTMENT OF STATISTICS, INDIA

REVIEW

OF THE

TRADE OF INDIA

IN

1914-15

Published by order of the Governor-General in Council.



CALCUTTA
GOVERNMENT PRINTING, INDIA
1915

PRICE TWELVE ANNAS.