

[fty-first Issue]

DEPARTMENT OF COMMERCIAL INTELLIGENCE AND STATISTICS, INDIA

REVIEW
OF THE
TRADE OF INDIA
IN
1924-25

Published by order of the Governor-General in Council.



INDIA GOVERNMENT OF INDIA
CENTRAL PUBLICATION BRANCH
1926

Two Rupees or Three Shillings Six Pence.

Publications of the Department of Commercial Intelligence and Statistics, India.

Publications noted below are obtainable from the Government of India Central Book Depot, 8, Hastings Street, Calcutta, and all agents for the sale of Government publications. Remittances should be made by postal or money order and should include forwarding charges, as indicated in brackets after each price.]

WEEKLY.

1. Indian Trade Journal:—Annual subscription (including postage): Indian, R13 and Foreign, R18. Single copies (excluding postage):—Current issue As. 4; Back numbers over three months old R1 each. [Orders may be placed, with prepayment, for particular issues of the Journal, e.g., issues containing Crop Forecasts or those having special supplements.]

FORTNIGHTLY.

2. Return showing the Wholesale and Retail Prices of certain staple Cereals, Pulses, Oilseeds, Sugar (raw), Salt, etc., in India by districts. As. 6. (2a.) Yearly subscription R12 *post free*.

MONTHLY.

3. Accounts relating to the Sea-borne Trade and Navigation of British India. R1-4. (4a.) Yearly Subscription R18 *post free*.
4. Monthly Statistics of Cotton Spinning and Weaving in Indian Mills. As. 2. (1a.) Yearly Subscription R2-4 *post free*.
5. Indian Customs Revenue. One anna (6p.). Yearly Subscription Rs. 1-2 *post free*.
6. Joint-Stock Companies registered in British India and in the Indian States of Mysore, Baroda, Travancore and Hyderabad. As. 2. (1a.) Yearly subscription R2-4 *post free*. (Supplement to the *Indian Trade Journal*.)
7. Railborne Trade at Stations adjacent to Land Frontier routes: One anna. (6p.). (Supplement to the *Indian Trade Journal*.)

ANNUAL.

8. Review of the Trade of India. R1-4. (4a.)
9. Accounts relating to the Sea-borne Trade of British India for the Calendar year. R1-5. (2a.)
0. Annual Statement of the Foreign Sea-borne Trade of British India:—
Vol. I.—Abstract and detailed Tables of Imports and Exports. R8-12 (R1-7.)
Vol. II.—Abstract and detailed Tables of Trade and Shipping with each country and at each port, and tables relating to the trade of Aden and of the French Possessions in India. R7-10. (R1-9.)
1. Prices and Wages in India. R2. (9a.)
2. Statistical Abstract for British India. R1-6. (10a.)
3. Agricultural Statistics of India—
Vol. I.—British India. As. 12. (4a.)
Vol. II.—Indian States. As. 12. (4a.)
4. Summary Tables of the Agricultural Statistics of British India. As. 2. (1a.) (Supplement to the *Indian Trade Journal*.)
5. Estimates of Area and Yield of Principal Crops in India. As. 9. (2a.)
6. Indian Tea Statistics. As. 2. (1a.) (Supplement to the *Indian Trade Journal*.)
7. Indian Coal Statistics. As. 9 (2a.) (Supplement to the *Indian Trade Journal*.)
8. Indian Rubber Statistics. As. 2. (1a.) (Supplement to the *Indian Trade Journal*.)
9. Indian Coffee Statistics. As. 2. (1a.) (Supplement to the *Indian Trade Journal*.)
0. Joint-Stock Companies in British India and in the Indian States of Mysore, Baroda, Gwalior, Hyderabad, Indore and Travancore. R2 as 6 (9a.)
1. Statistical Tables relating to Banks in India. As. 9. (3a.)
2. Statements showing Progress of the Co-operative Movement in India. As. 8. (3a.)
3. Tariff Schedules—Reprint of Schedules II and III of the Indian Tariff Act, VIII of 1894 (as subsequently amended), showing the rates of Customs duties levied on goods imported into, and exported from British India. As. 4.

MISCELLANEOUS.

4. Index of Indian Prices from 1861—1918 with addenda for 1919, 1920, 1921, 1922, 1923, 1924. As. 13. (3a.)
5. Crop Forecasts. (Published in the *Indian Trade Journal*.) Per copy As. 4. (1a.)
October, 2nd (December), Final (February).
1st (January), 2nd (March), 3rd (April), 4th (May), Final (August).
1st (August), 2nd (October), 3rd (December), Final (February), Supplementary (April).
1st Mustard (*winter oilseeds*)—1st (January), 2nd (March), Final (June).
1st (September), 2nd (October), Final (January), Supplementary (April).
1st (October), Final (February).
1st (November), Final (December).
1st (January), 2nd (October), Final (February).
6. Establishments in India. R4-4.
7. Publication of Statistics relating to the Sea-borne Trade and Navigation of British India. R4-4.
8. Preparation of Crop Forecasts in India. As. 8. (2a.)
9. Report, No. 1—Showing the different varieties of cotton grown in the different districts of British India. R1. (1a.)
Orders relating to the supply on payment should be addressed to the Officer-in-charge of the Issue Office, 13, Wood Street, Calcutta.]
0. Return showing the Average Yield per Acre of Principal Crops in India for the period ending 1924. R6-8. (10a.)
1. Return showing the Average Yield per Acre of Principal Crops in India for the period ending 1925. R6-8. (10a.)
2. Census of Live-Stock, Ploughs and Carts in India, held between December 1919 and January 1920. As. 4. (2a.)
3. Return showing the Trade by Land of British India with Foreign Countries for 1924-25. R4-4.
4. Return showing the Commodities that enter into the Land Frontier Trade of British India, 1924-25. R4-4.
5. Return showing the Commodities that enter into the Foreign Seaborne Trade of British India, 1924-25. R4-4.
6. Return showing the Commodities that enter into the Foreign Seaborne Trade of British India, 1925-26. (Supplement to Vol. II of the *Annual Statement of the Foreign Sea-borne Trade of British India*.) As. 12. (2a.)
7. Return showing the Commodities that enter into the Foreign Seaborne Trade of British India, 1926-27. (Supplement to Vol. II of the *Annual Statement of the Foreign Sea-borne Trade of British India*.) As. 12. (2a.)
8. Catalogue (corrected up to 30th April 1925.) R2-8. (5a.)

CONTENTS.

Part I—Report.

CHARTS ILLUSTRATING—	PAGE.
1. Foreign Sea-borne trade of India—	
(a) during the last three years as compared with averages of the pre-war and war periods	i
(b) during the last 61 years 1864-69 to 1924-25	i
2. Variations in the values of principal articles in the Import and Export trade of British India during	
the last three years as compared with averages of the pre-war and war periods	ii
3. Import and export Trade of India (private merchandise only) and excess of exports over imports	iii
4. Variations in the trade of British India with principal countries during the last three years, as compared with averages of the pre-war and war periods	iv
5. Monthly fluctuations in the net imports or net exports of gold, silver, and treasure (on private account) during 1923-24 and 1924-25	v
6. Price per tola of English bar gold in Bombay, of silver in London per standard ounce and the telegraphic transfer rate in Calcutta on London at or about the end of each month during 1923-24 and 1924-25	v
7. Variations in the shares of principal articles in the Import and Export trade of British India during the last three years, as compared with averages of the pre-war and war periods	vi
8. Variations in the shares of principal countries in the Import and Export trade of British India during the last three years, as compared with averages of the pre-war and war periods	vi
9. Prices of certain staple articles in India, the index numbers of prices of cloth in Manchester, and Bank and T. T. rates during the year 1924-25	vii
 CHAPTER I.—General remarks	 1—3
 CHAPTER II.—Imports of Merchandise—	
Cotton manufactures	2—6
Haberdashery and millinery	6
Wool, raw and manufactured	6
Silk, raw and manufactured	6
Sugar	7—8
Iron and steel	8—10
Other metals	10—11
Machinery and mill-work	11—12
Railway plants and rolling-stock	12
Motor vehicles	12—13
Hardware	13—14
Mineral oils	14—15
Chemicals	15
Drugs and medicines	15
Provisions	15—16
Paper and pasteboard	16—17
Liquors	17
Salt	17—18
Other articles	18—20
 CHAPTER III.—Exports of Merchandise—	
Cotton and cotton manufactures	21—24
Jute and jute manufactures	24—25
Food-grains and flour	26
Rice	26
Wheat	26—27
Tea	27—29
Oilseeds	29—31
Hides and skins	31—32
Lac	32—33
Wool	33
Oils	33
Other articles	34—37
Postal articles not specified	37
Re-exports of foreign merchandise	37
Government Stores—Imports, Exports, and Re-exports	37—38
 CHAPTER IV.—The Direction of Overseas Trade	 38—45
 CHAPTER V.—Frontier and Indo-Burma Trade—	
I. Frontier Trade	45—46
II. Coasting Trade between Burma and other provinces	46—47
 CHAPTER VI.—Balance of Trade and movements of Treasure—	
I. Balance of Trade	47—48
II. Movements of Treasure	48—49

CONTENTS—continued.

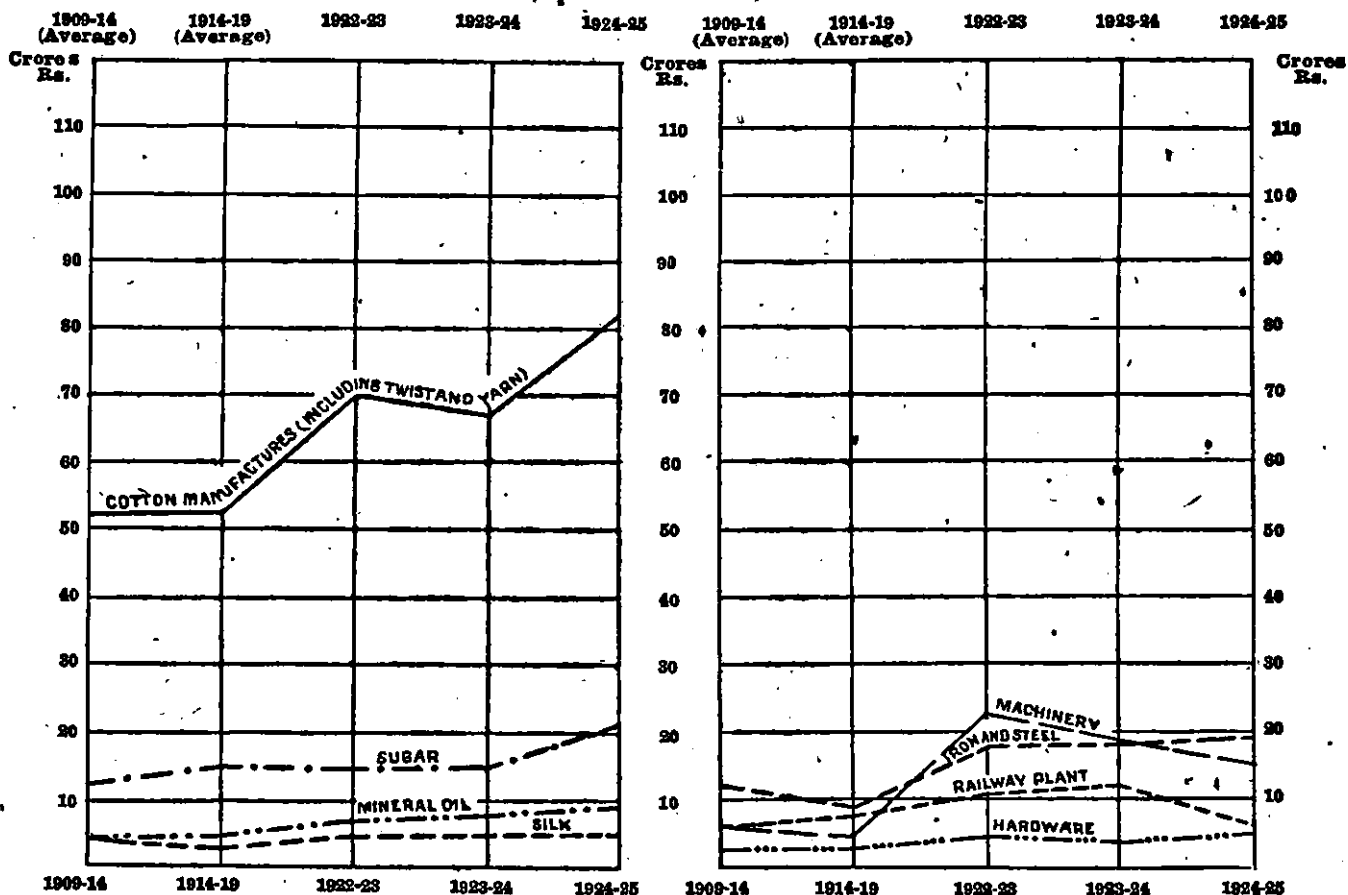
Part II—Tables.

No.	Page.
1 Total foreign sea-borne trade during 1922-23, 1923-24 and 1924-25 with pre-war and war averages	51
2 Total Merchandise and Treasuro, and Gold separately, during the last five years with quinquennial averages for the preceding sixty years	51
3 Monthly sea-borne trade (private merchandise) imports and exports (including re-exports) during the last three years with the pre-war and war averages and excess of exports over imports	52
4 Imports of private merchandise, according to five main classes	52
5 Exports of private merchandise, according to five main classes	53
6 Quantity and value of principal articles of imports	53
7 Quantity and value of principal articles of exports	57
8 Quantity and value of principal articles of re-exports	59
9 Trade with the British Empire and Foreign Countries in merchandise only	60
10 Percentage share of the principal countries in the total trade in merchandise only	62
11 Trade of certain principal countries and British India	62
12 Trade with principal countries, distinguishing principal articles	63
13 Imports of Cotton piecegoods	69
14 Production in the Indian mills of Cotton piecegoods	70
15-A—Imports of Cotton twist and yarn	70
B— " " " " " " by counts	70
16 Production in the Indian mills of Cotton twist and yarn by counts	70
17 Imports of raw silk and silk goods	70
18 " " woollen manufactures	70
19 " and declared value of Iron and Steel	70
20 " of Iron and Steel	71
21 " " Machinery and millwork	71
22 " " Motor Cars, motor cycles and accessories	71
23 " " Railway plant and rolling stock	71
24 " " Hardware excluding cutlery	71
25 " " Metals excluding Iron and Steel	71
26 " " Sugar excluding molasses and confectionery	72
27 " " Mineral oil	72
28 " " Cement	72
29 Exports of raw Jute	72
30 Production, Mill Consumption and Exports of raw Jute	72
31-A—Exports of Jute gunny bags and cloth	72
B— " " Jute bags and cloth and the percentage shares of principal countries	73
32 Exports of raw cotton	73
33-A—Exports of Cotton twist and yarn	73
B—Exports of Cotton twist and yarn by counts	73
34 Exports of Indian grey and coloured cotton piecegoods	73
35 " " Indian Tea	74
36-A—Exports of Seeds	74
B—Percentage shares of principal seeds in the total value of exports of seeds	74
C—Percentage shares of principal countries in the total value of exports of seeds	74
37 Exports of Rice not in the husk	74
38 " " Wheat	74
39 " " Lac	75
40 " " Indigo	75
41 " " Opium	75
42 " " Hides and Skins	75
43 " " Manganese ore	75
44 Imports and Exports of Gold, silver and currency notes	76
45 Monthly net imports of Gold, silver and currency notes during 1923-24	77
46 Absorption of Gold in India	78
47 Balance of Trade of India	78
48 Declared value per unit of principal imported articles	79
49 " " " " " " exported "	79
50 Wholesale prices in India	80
51 Maritime freights	84
52 Indian sea and land customs revenue (excluding salt revenue)	84
53 Import duties levied on the principal articles exported from India	85
54 Customs Tariff—rates of duty	91

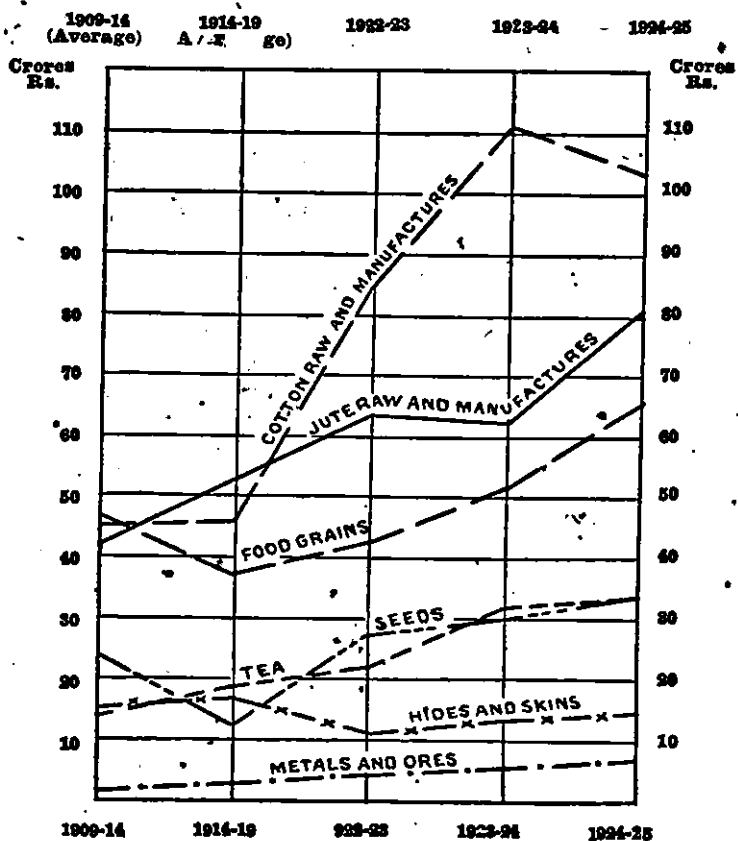
No.	Page.
55 Share of each province in the total entries and clearances of vessels	94
56 Number and Tonnage of vessels engaged in the foreign sea-borne Trade	95
57 Percentage of exports of certain principal crops to total production	95
58 Imports and Exports by land frontier	96
59 Value of principal articles imported and exported across the land frontier	97
60 Quantity of certain principal articles of imports and exports by land frontier	97
61 Chief imports into Burma from India	97
62 Chief exports from Burma to India	98
63 Tables illustrating competition experienced by Indian products in certain foreign markets	
Imports of Linseed	98
" " Rapeseed	98
" " Sesamum seed	99
" " Groundnut	99
" " Tea	99

2. Variations in the values of principal articles in the Import and Export trade of British India during the last three years as compared with averages of the pre-war and war periods.

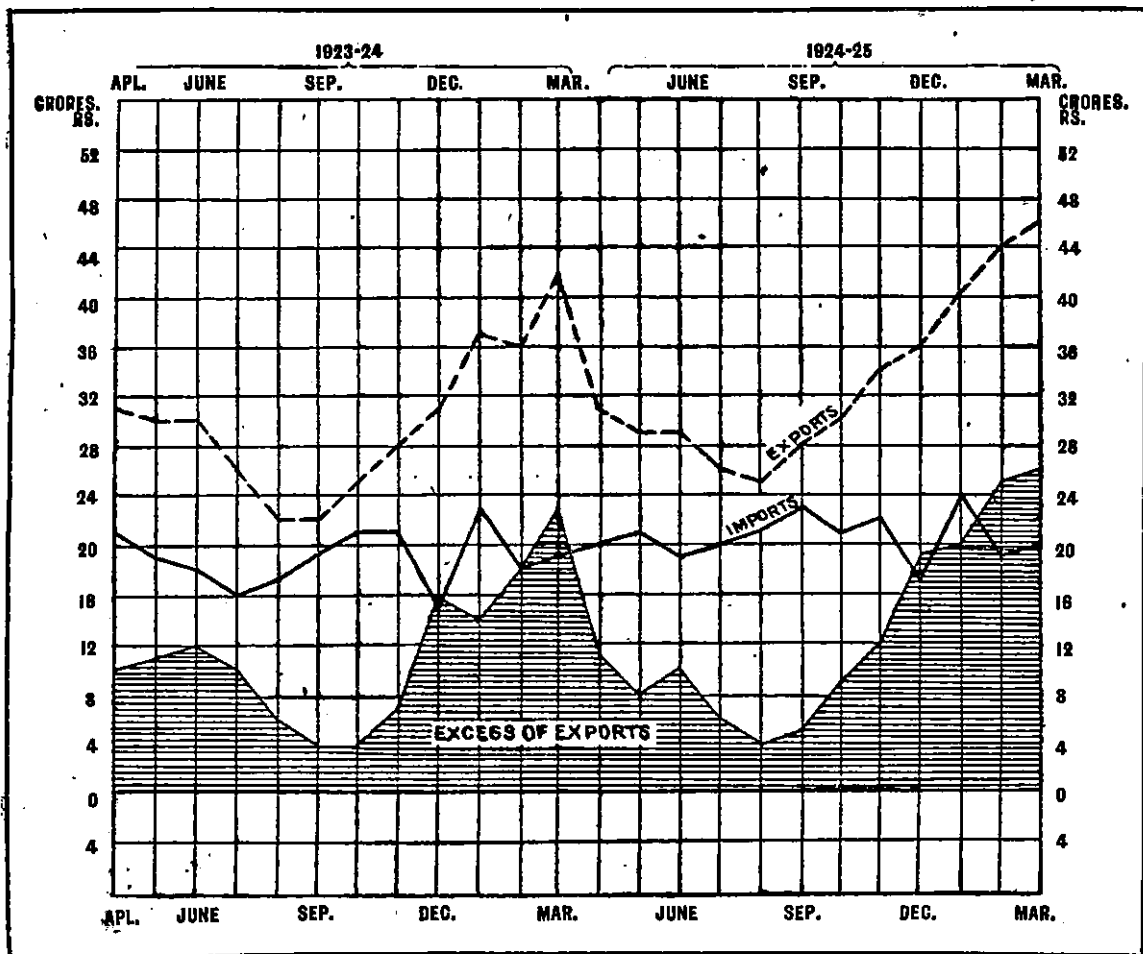
IMPORTS.



EXPORTS.



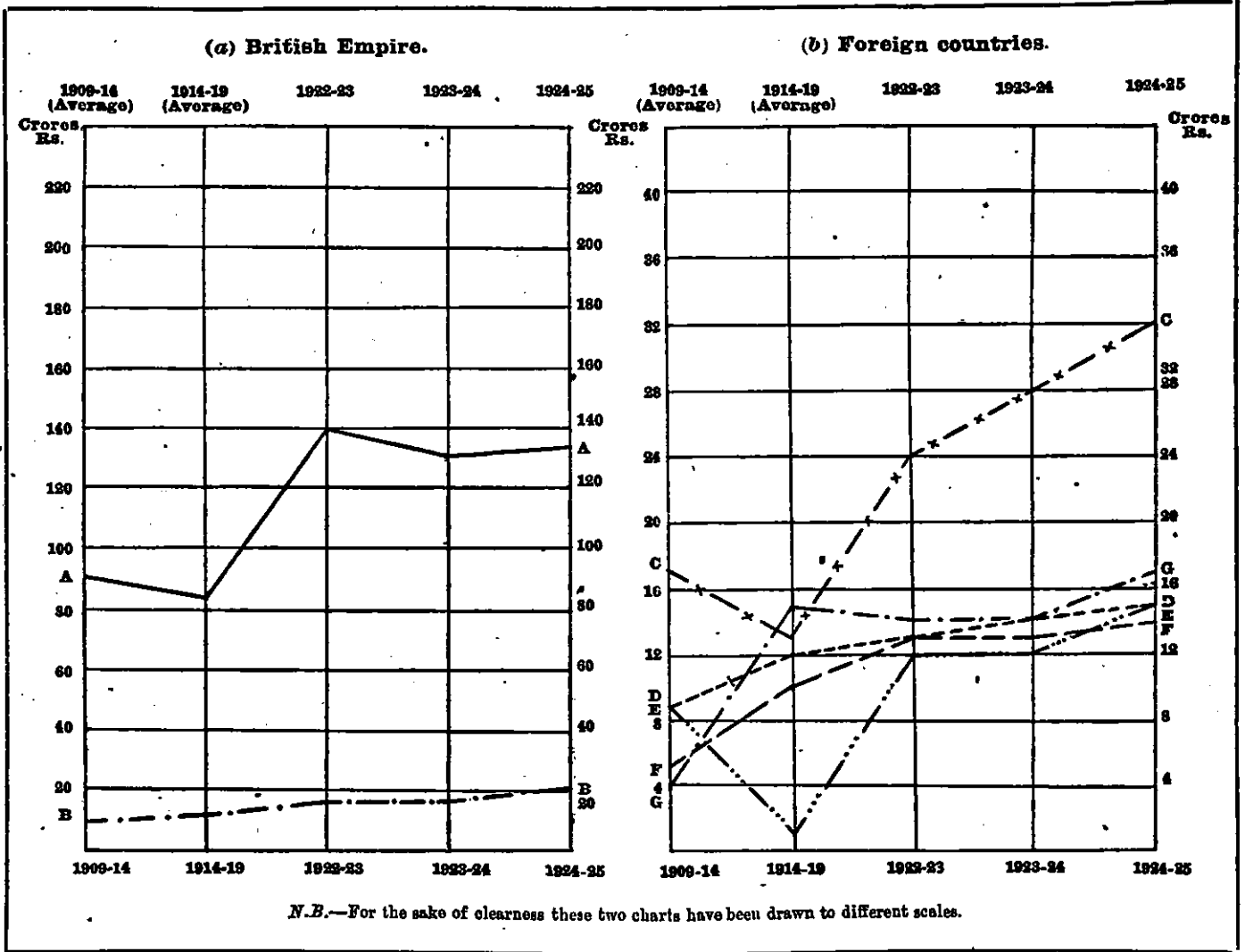
3. IMPORT AND EXPORT TRADE OF INDIA (PRIVATE MERCHANDISE ONLY) AND EXCESS OF EXPORTS OVER IMPORTS



 — EXCESS OF EXPORTS OVER IMPORTS.

4. Variations in the Trade of British India with principal Countries during the last three years, as compared with average of the pre-war and war periods.

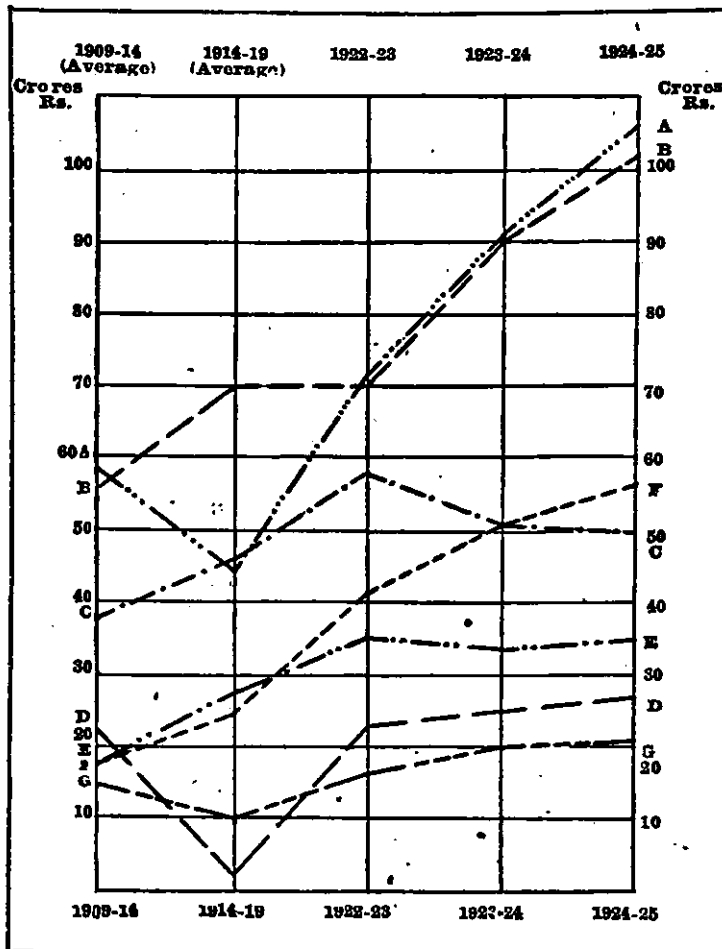
IMPORTS.



EXPORTS.

REFERENCES OF IMPORTS.

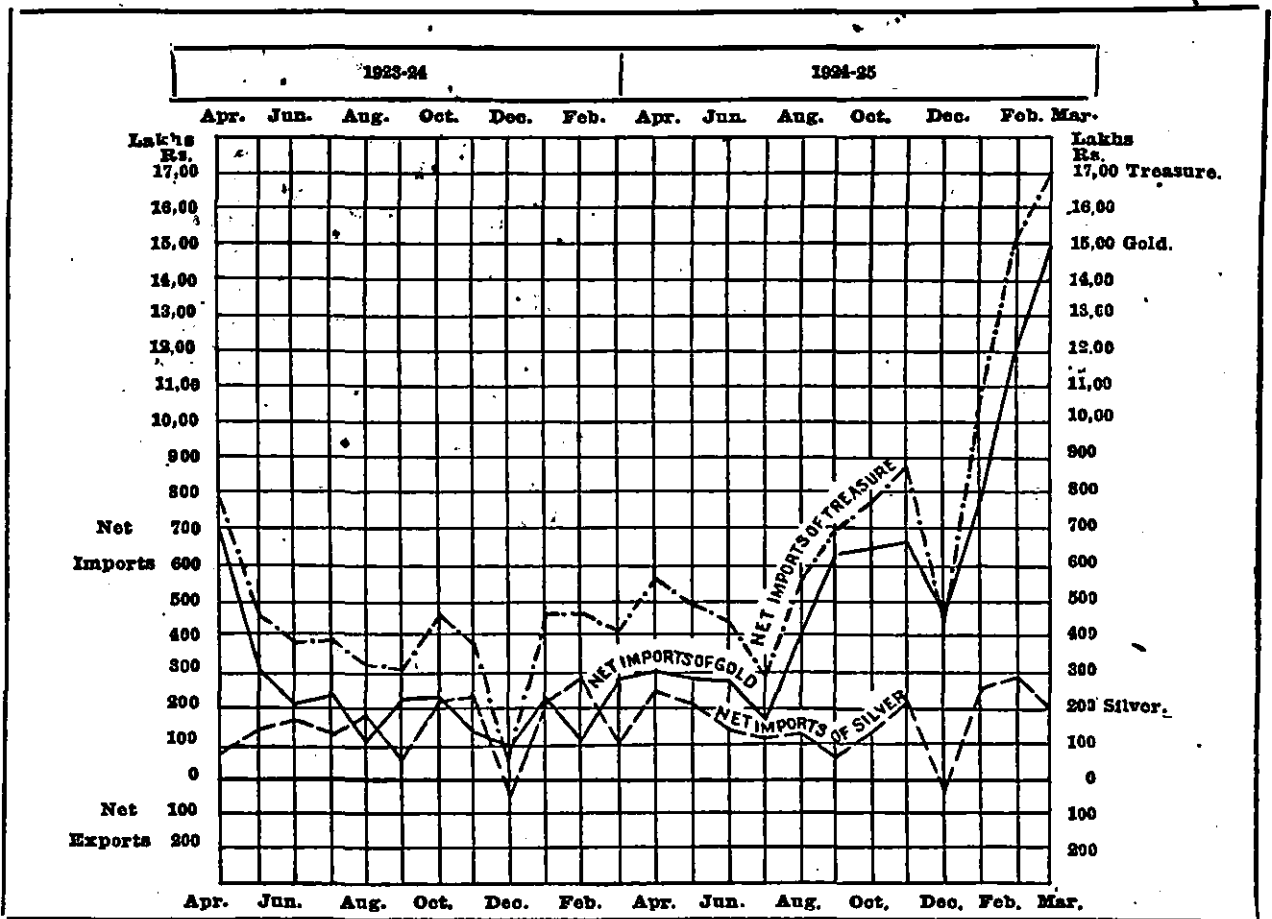
- A. United Kingdom.
- B. Other Parts of the British Empire.
- C. Other Foreign Countries.
- D. Java.
- E. Germany.
- F. United States of America.
- G. Japan.



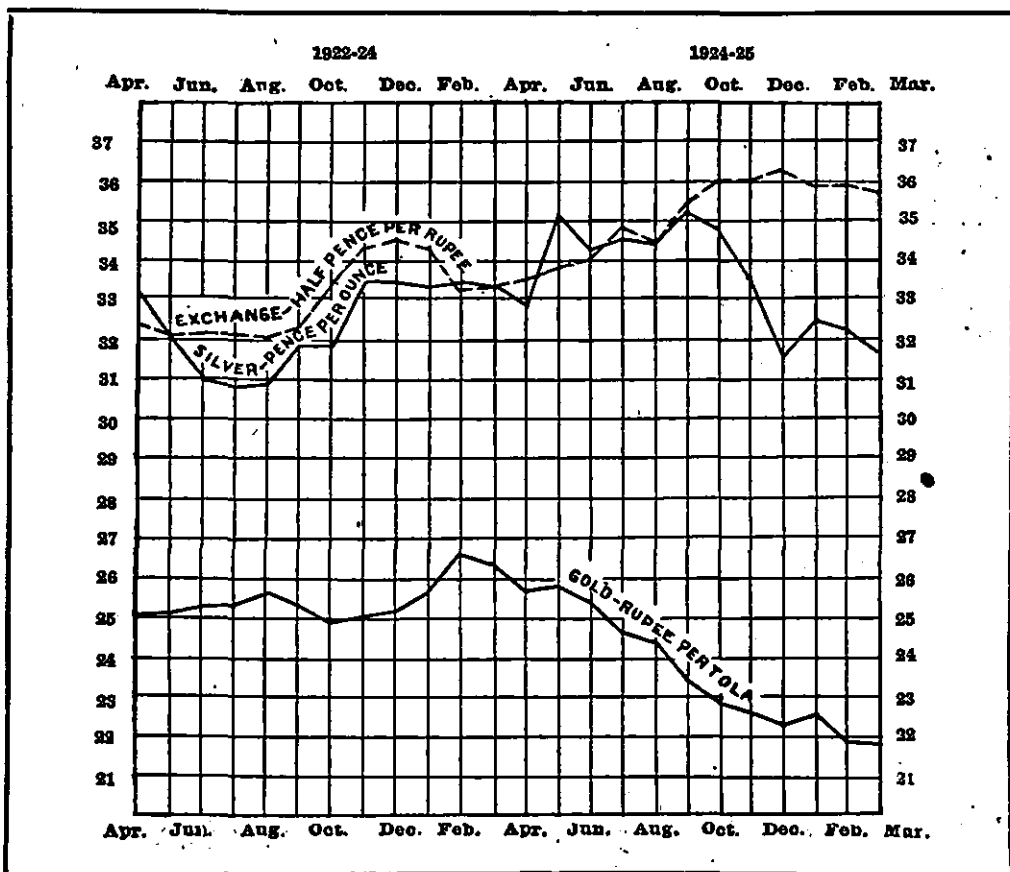
REFERENCES OF EXPORTS.

- A. Other Foreign Countries.
- B. United Kingdom.
- C. Other Parts of the British Empire.
- D. Germany.
- E. United States of America.
- F. Japan.
- G. France.

5. Monthly fluctuations in the net Imports or net Exports of Gold, Silver and Treasure (on private account) during 1923-24 and 1924-25.

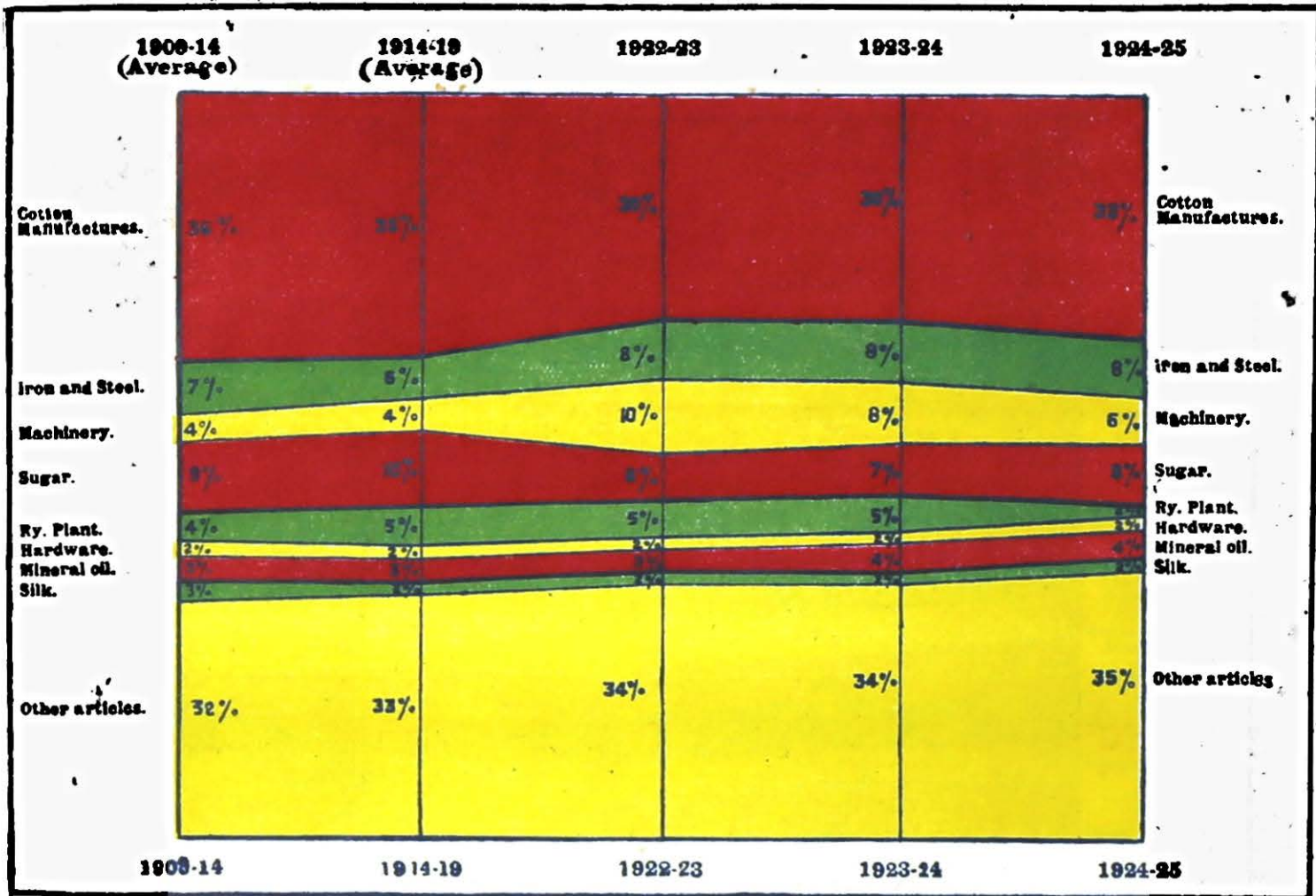


6. Price per tola of English bar Gold in Bombay, price of Silver in London per Standard ounce and the Telegraphic transfer rate in Calcutta on London at or about the end of each month during the years 1923-24 and 1924-25.

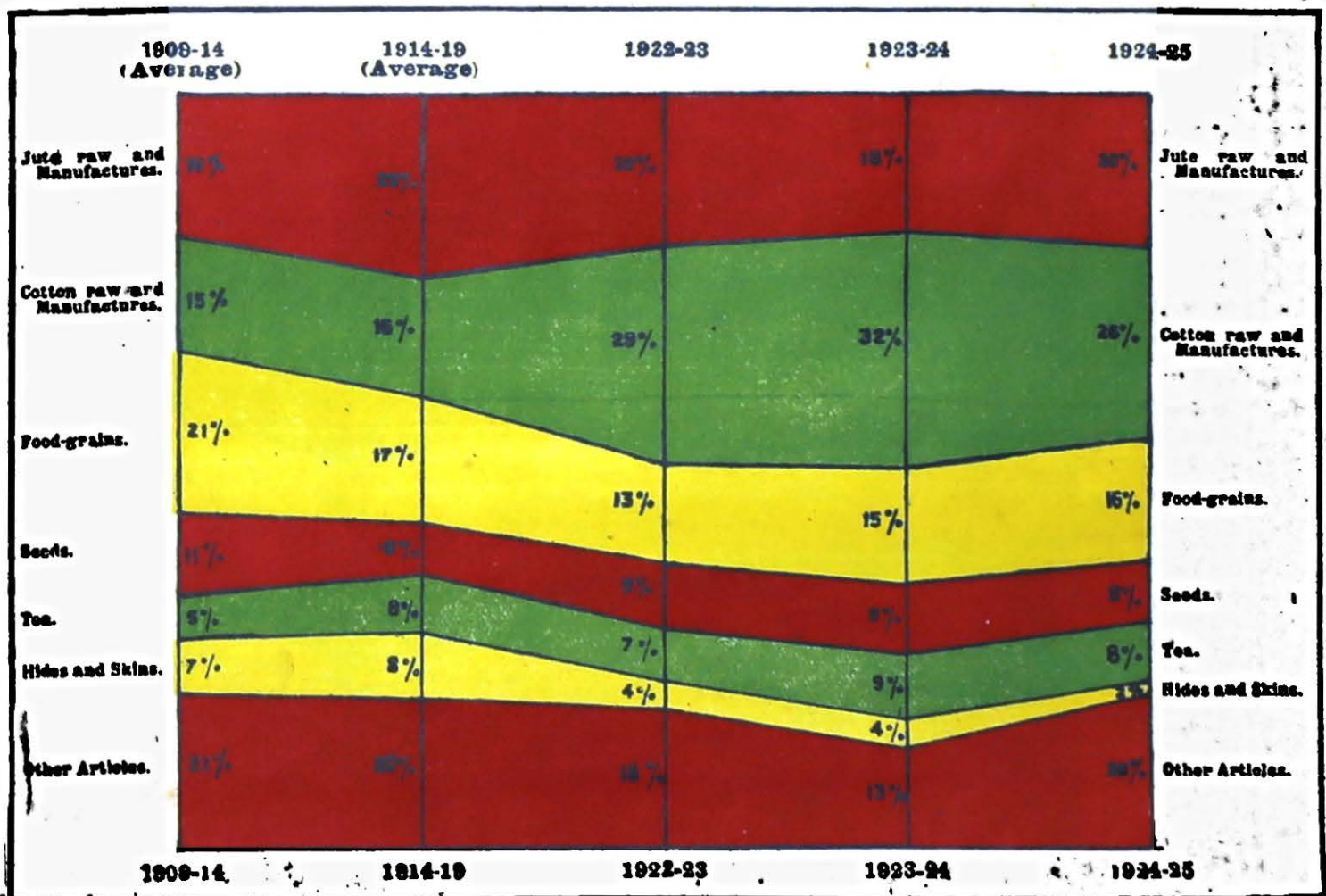


7. Variations in the shares of the principal articles in the Import and Export trade of British India during the last three years, as compared with averages of the pre-war and war periods.

IMPORTS




EXPORTS



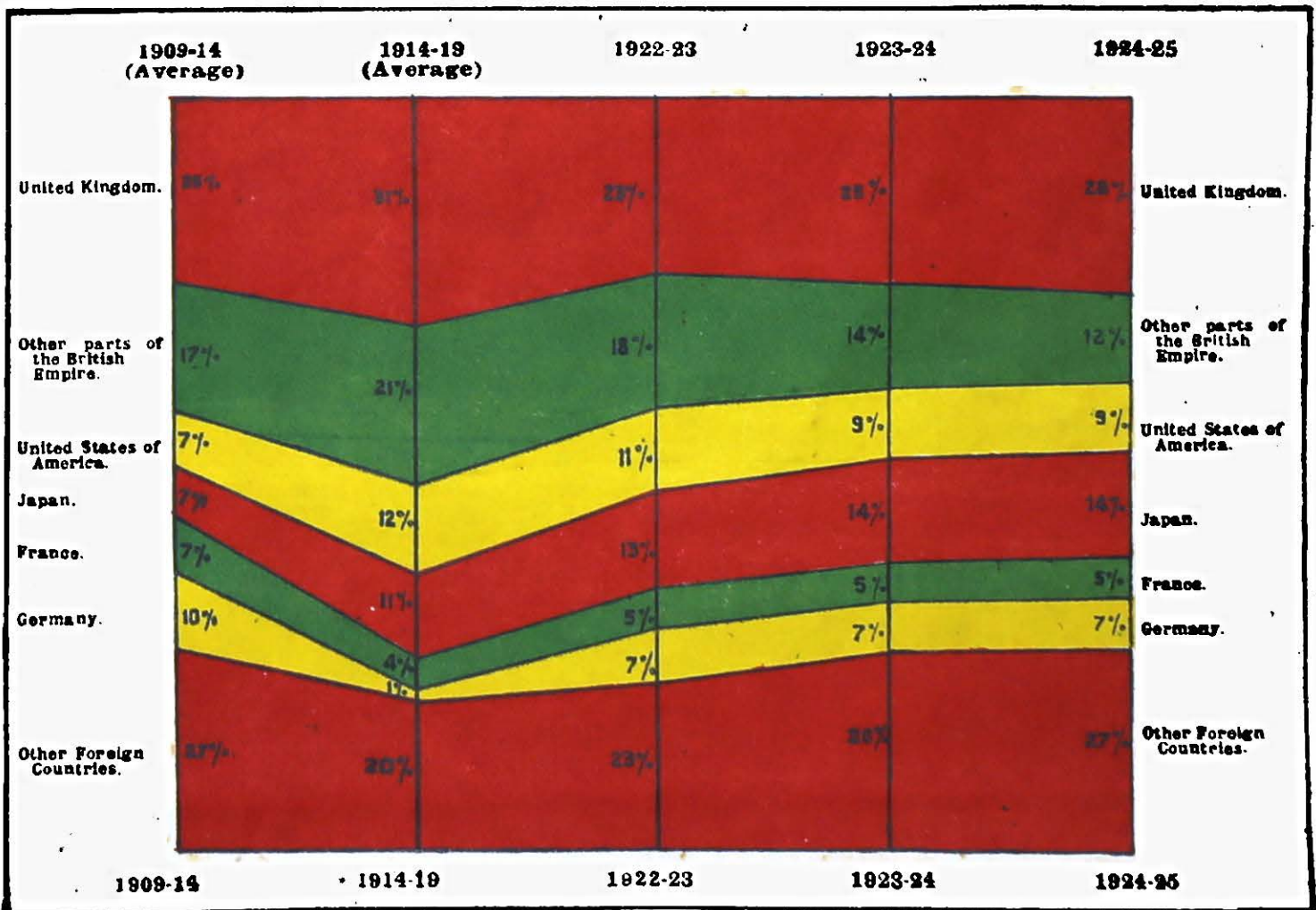
8. Variations in the shares of the principal Countries in the Import and Export trade of British India during the last three years, as compared with averages of the pre-war and war periods.

IMPORTS.



Note.—Imports from Germany during the quinquennium 1914-19, consisted mostly of receipts in the early part of the official year 1914-15, and the residue of cargoes of prize vessels imported during the war period.

EXPORTS.



Note.—Exports to Germany during the quinquennium 1914-19 were confined to the early part of the official year 1914-15.

IMPORTS.

SUGAR—JAVA T. M. O. (CALCUTTA)
 Rs. PER B. M.D. Square=8 Annas.
 Rs. 19-2

SALT—LIVERPOOL (CALCUTTA)
 Rs. PER 100 Mds. (ex-GOLAH) Square=Rs. 4
 Rs. 113-0

CLOTH INDEX Nos. (MANCHESTER)
 PRICES IN JULY, 1914=100. Square=10
 No. 215

PIG IRON—MIDDLESBORO No. 3 (CAL.)
 Rs. PER TON. Square=Rs. 5
 Rs. 90-0

R. S. JOISTS (BASIS) BRITISH STD.
 Rs. PER CWT. Square=4 Annas.
 Rs. 9-0

MILD STEEL TEES—BRITISH STANDARD
 Rs. PER CWT. Square=4 Annas.
 Rs. 9-0

BAR IRON—BELGIAN No. 2 (BOMBAY)
 Rs. PER CANDY OF 748½ lb. Square=Rs. 1
 Rs. 45-0

PORTLAND CEMENT (GILLINGHAM, MADRAS)
 Rs. PER CASK, (HAND BRAND) Square=Rs. 1
 Rs. 12-6

EXPORTS.

RICE—BIG MILLS, SPECIAL (BANGON)
 100 BASKETS OF 75 lb. EACH Square=Rs. 10
 Rs. 475-0

WHEAT—WHITE, PUNJAB (LYALLPORE)
 Rs. PER M.D. Square=8 Annas.
 Rs. 3-11-6

TEA—SALES AVERAGE (CALCUTTA)
 As. PER lb. Square=1 Anna.
 As. 15-6

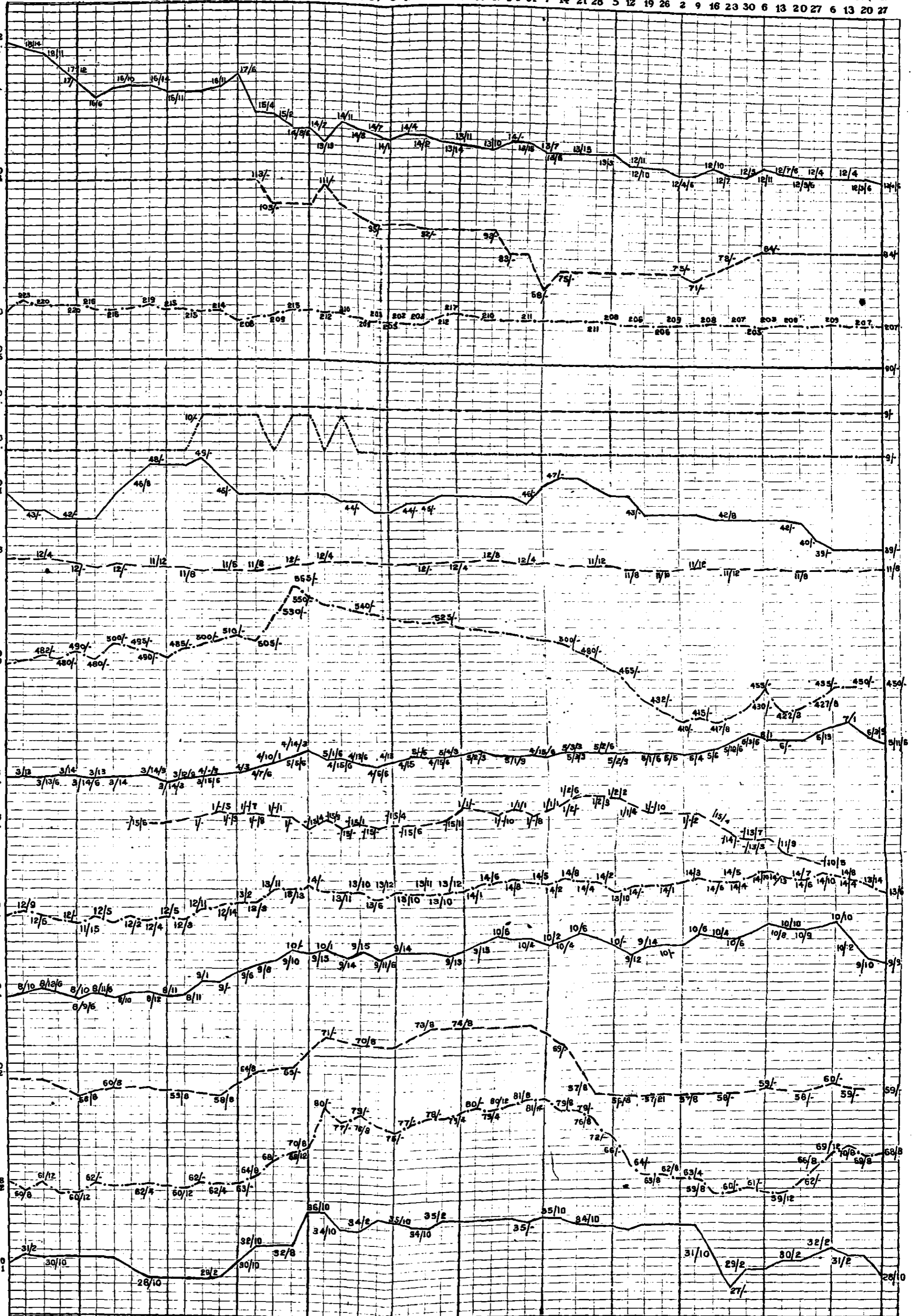
LINSEED—BOLD (BOMBAY)
 Rs. PER CWT. Square=8 Annas.
 Rs. 12-9-0

LINSEED—SMALL TO MEDIUM (CALCUTTA)
 Rs. PER B. M.D. Square=4 Annas.
 Rs. 9-0-0

GROUNDNUTS—ORDINARY (MADRAS)
 Rs. PER CANDY (629 lb.) Square=Rs. 2
 Rs. 62-0-0

RAPESEED—TORIA, NEW 9 PER CENT
 ADMIXTURE (KARACHI) Rs. PER CANDY Square=Rs. 2
 Rs. 61-8

CASTOR OIL No. 1, FINE PALE (CALCUTTA)
 Rs. PER M.D. Square=Rs. 1
 Rs. 29-10



INDEX

	TABLES					TABLES			
	Report Page	Import Page	Export Page	Miscellaneous Page		Report Page	Import Page	Export Page	Miscellaneous Page
Absorption of gold				78	Cedar	28			
Acids	15				Calcutta	18,29			
Aden	17,22,27,37	60,61,67,76,77	60,61,67,73,76,77		Camphor	15	55		
Afghanistan	45,46	96,97	96,97		Canada	12,13,25,29,39,40	60,61,62,66,71,76,77	60,61,62,66,73,74,75,76,77	
Agricultural implements	13	54			Candles			58	79
Ale, beer, and porter	17,43	55,63,68		79	Canned and bottled provisions	15	55		79
Alizarine dyes	18,19,43	55		79	Canvas, flax		56		79
Almonds		55			Carpets and rugs	33	55	57	
Aluminium	10	54,64,71			Carriages and carts	8	56		
Angle and spring		53,70			" " wagons	12	56		
Aniline dyes	18,19,43	55			Cassia lignea	15	55		
Animal oil	33	54			Castor oil (<i>Ricinus Communis</i>)	33		57	79, 82, 83
Animals, living	46	56,63,97	58,67,68		" seed	31		57	79, 80, 81
Apparel		52,55,63,64,66,69	53,58,59	79	Cement	20	55,72		
Arabia	23,26,29,37	67,76,77	67,73,74		Ceylon	23,26,29	60,61,62	60,61,62	
Argentine Republic	25,30,39	60,61,68	60,61,66,72,73		Charts illustrating the—	35,37,38,39,40	67,73,74	67,73,74	
Arms, ammunition, and military stores		52,56,63,69			1. foreign sea-borne trade of India—				
Articles by post	37	56	58,59		(a) during last three years as compared with pre-war and war averages	frontis-piece(i)			
" free of duty				90	(b) during last 60 years	(b)			
" liable to duty				90-93	2. Variations in values of principal articles in the Import and Export trade	ii			
" mainly unmanufactured		52	53	84,92	3. Imports, exports, and excess of exports over imports	iii			
" miscellaneous and unclassified		52	53		4. Variations in the trade of British India with principal countries	iv			
" of food, drink and tobacco		52	53	84	5. Monthly fluctuations in the net imports or net exports of treasure	v			
" wholly or mainly manufactured		52	53	84	6. Price of English bar gold in Bombay, of bar silver in London and the telegraphic transfer rate in Calcutta on London	v			
Assam	13,28,46	96	96		7. Variations in shares of principal articles in the Import and Export trade during last three years as compared with pre-war and war averages	vi			
Australia	12,16,19,25,31,33,38,39,40	60,61,62,69,71,76,77,99	60,61,62,69,72,73,74,75,76,77		8. Variations in shares of principal countries as compared with pre-war and war averages	vii			
Austria	13,16,21,38	60,61,62,63,71,76	60,61,62,63,72,73,74,75,76		9. Prices of certain staple articles in India, index numbers of prices of cloth in Manchester, and Bank and I. I. rates	viii			
Hungary	16,38,42	71,76	72,75,76		Imports, exports and production of Cotton piecegoods in India. Charts showing the monthly prices of Cuban raw sugar and of average net values of Java 23 D. S. and above in India from January 1921 to March 1924	23			
Bacon and hams	15,16				Chemicals	15	55,56		
Bahrein Islands	23,35	66,76	67,76		" drugs, and medicines	15	52	58	
Bajra (<i>Pennisetum typhoides</i>)	26		57		Chile	25,42,45	60,61	60,61,66	
Balance of trade	2,47,48			78	Chillies (<i>Capsicum Sps.</i>)	36		58	
Bank of England				78	China	4,6,23,25,26,29,30,38,39,47	60,61,67,70,76,77	60,61,67,73,74,76,77	
Barley (<i>Hordeum vulgare</i>)	26,27		57	80	Chrome ore	34			
Bars and ohannel	9	53		70,79	Cider		55		
Beams, pillars, girders and bridge-work	9	53		70,79	Cigarettes	19,41	55		79
Beer	17,43	55,63,68		79	Cigars	19		58	
Belgium	7,9,10,12,15,16,18,20,21,31,34,36,38,39,42	62,63,63,75			Clocks and watches and parts		56,64		
Belting for machinery	11	56			Cloves (<i>Eugenia caryophyllata</i>)		55		
Bengal	13,19,20,26,30,31,46	96	90	94	Coal	19,37,41,42	52,55,63,66,68,69	53,58,67,68	79
Benzine	15,33				" production of	37			
Betelnut (<i>Areca Catechu</i>)	19	55		79	Coasting trade between Burma and other Provinces	46,47	97	98	
Biscuits and cakes	15,16	55		79	" " exports	47		98	
Bleaching materials	15				" " imports	46,47	97		
Boilers	11	54			Cocoa	16			
Bombay	13,19,20,21,22,31,47			80,84	Coconut oil (<i>cocos nucifera</i>)	33		57	79, 82, 83
Bones	35,44		58	79	Coffee (<i>coffea arabica</i>)	35		58	79
Books, printed, etc.		56			Coir	36		58	79
Boots and shoes		56		79	" manufactured	36			
Borneo	14,35,39	67			" unmanufactured				79
Bradstreet price index	1								
Brandy	17			79					
Brass, bronze, etc.	10	54,63,64,71							
Brazil	25,45	62	62,66						
Bricks				79					
" and tiles		55							
Bridge work	10	53,70							
Bristles				58					
British Empire	40,41,42	60,61,62	73,74						
" Guiana			66						
" India trade of (calendar year)		62	62						
" South Africa	40	62	62						
Builder's hardware	13	54							
Building and engineering materials		55							
Bulgaria	31								
Bullion	48								
Burma	13,14,34,46,47	97	98						

INDEX

	Report Page	TABLES				Report Page	TABLES		
		Import Page	Export Page	Miscellaneous Page			Import Page	Export Page	Miscellaneous Page
Coke	37	52, 55, 63, 66, 68, 69	53, 58, 67	79	Electrical apparatus	18, 41	54		
Competition experienced by Indian products in certain Foreign markets				98, 99	Electrical machinery	11	54		
Condensed milk	16	55		79	Electroplated ware	24			
Confectionery		54			Empire and Miscellaneous Cotton • Futures Contract	22			
Copper	10	54, 56, 71			Enamelled ironware	13	54		
" wrought	10	54			Exchange, Telegraphic transfer rates	48			
Copra or dried coconut kernel	29, 41		57	79	Entrepôt trade	41			
Cordage and rope		56	58		Engines, locomotive	12	54		
Cotton, Broach, prices of	21			80, 81	Excise duty on cotton goods				84
" Indian	2, 21, 22, 41		73		" " motor spirit				84
" American middling	3, 21				Export duty on rice, tea, jute				84
" fenta	3, 6	53			Exports of Indian merchandise	21—37		51, 52, 53, 57, 59	
" freights for ginning and pressing Factories Act	22			84	" excess of—over imports net	47		52	
" goods	5, 6, 23, 24	52, 53, 63, 69, 70	53, 57, 59, 73	79, 84	" principal articles of	47		51	
" handkerchiefs and shawls	3, 6	53		79	" ratio of—to production tariff			51	95
" hosiery	2, 3, 4, 5, 6, 22, 23, 24, 39	52, 53, 56, 69	53, 57, 59	80, 81, 86, 87	" value of (grand total)			53	94
" manufactures					" " by classes	15	55		79
" excise duty on piecegoods	3, 4, 5, 6, 23, 24, 39	53, 69	57, 73	84	Ferrous and patent foods	30			
" grey	3, 5, 6, 23, 24	53, 69	57, 73		Federated Malay States	3, 6	53		
" white	3, 5, 6, 24	53	59	79	Fente				
" coloured	3, 5, 6, 23, 24	53	57, 59	79	Fibres for brushes				58
" descriptions of prices of	3, 5, 24	53	57, 59		Finland	16			
" raw (<i>Gossypium Sp.</i>)	21, 22, 39, 41	53	57, 59, 73	86, 87, 97	Fish (excluding canned fish)				58
" Indian production	21			80, 81	" dry, salted				58
" prices of	21, 22			79, 80	Fishmaws and sharkfins		56		79
" seed	30, 41		57, 74	81, 97	Flax, canvas				79
" shawls	3, 6	53			" piecegoods		56		
" thread, sewing	3, 4, 22, 23, 37, 40	52, 63, 68, 70	53, 57, 59, 63, 65, 67, 68, 70, 73	79, 80, 81, 97	" raw		56		
" yarn					Fodder, bran and pollards	35			58
" by counts	4, 22	70	73		Food, drink, and tobacco		52	53	90, 93
" prices of	4, 22			80, 81	" grains	2, 26, 39, 41, 46			
" production of—(Indian)	4, 22			70	Foreign countries and others, trade with	42, 43, 44, 45	60, 61	60, 61	
" waste		53			" market, Indian goods in trade of India as compared with that of other countries			98, 99	
" woven goods, production of	23			78	France	38, 39, 42, 44	60, 61, 62, 64, 76	60, 61, 62, 64, 76	
Council bills					Free articles				90
Crop, percentage of export to production of—				95	Freights Indian—maritime	2			84
Cuba	8, 25	60, 61	60, 61		" maritime—for coal, gunnies, pig iron, rice, jute, linseed, tea, etc.				84
Customs tariff, Indian				90—94	Frontier trade	45, 46	96, 97	96, 97	
" free articles				90	" cotton piecegoods, export of—				97
" revenue				84	" principal articles of	45	96	96	
Cutlery	14	52, 56	53		" total value of	45, 46	96	96	
Cycles	12	54			" with Afghanistan	45, 46	96	96	
Czechoslovakia	7, 19				" Bhutan	45	96	96	
Dates	42	55			" Central Asia	45	96	96	
Declared value per unit of principal articles of import and export				79	" Dir, Swat and Bajaur	45	96	96	
Direction of Indian trade	38, 45				" Karamnee	45	96	96	
Domestic hardware	13	54			" Nepal	45, 46	96	96	
Drugs and medicines	15	55, 56	58		" Persia	45, 46	96	96	
Dutiable articles				90—93	" Sikkim	45	96	96	
Duty, excise—on cotton goods				84	" Shan States	45, 46	96	96	
" " motor spirit				84	" Siam	45, 46	96	96	
" export—on rice				84	" Tibet	45, 46	96	96	
" " Jute				84	" Western China	45	96	96	
" " tea				84	" wool, raw, imports of	46	96	96	
" import				84	Fruits and vegetables	45	52, 55	53, 58, 59	
" levied in foreign countries				86—89	" dried, etc.		55	58	
Dyeing and tanning substances	18, 19, 36, 18		58		" fresh		55	58	
Dyes, synthetic					Fuel oil	14			
Earthenware and porcelain	17, 19, 23, 36		56		Furniture and cabinetware		52, 56	53	
East Africa	7, 14, 27, 29, 36, 37, 40	60, 61, 62, 65	60, 61, 62, 65		German silver	11	54		
Egypt					Germany	38, 39, 42, 43, 44	60, 61, 62, 64	60, 61, 62, 64	
					Ghi	15, 46		58	79
					Ginger (<i>Zingiber officinale</i>)			58	
					Girders	10	53		70
					Glass and glassware	19	63, 64, 66		

INDEX

	Report Page	TABLES				Report Page	TABLES		
		Import Page	Export Page	Miscellaneous Page			Import Page	Export Page	Miscellaneous Page
Glass bangles	19	55	Instruments, musical	..	54
" beads and false pearls	19	55	..	79	" photographic	..	54
" bottles and phials	19	55	" scientific and philosophical	..	54
" funnels, globes, etc.	19	55	" and steel	9	53	..	70, 79
" sheet and plate	19	55	..	79	Iron bars and channel	9	53	..	70, 79
Glassware and earthenware	..	52	53	..	" rice bowls	9, 18, 43, 44	53, 60	53, 59	70, 84
Gold, absorption of	78	" or steel, beams, pillars, etc.	9, 10	53	..	70, 79
Gold bullion and coin	48	76	" bolts and nuts	10	70
Gold net imports of	48	78	" hoops and strips	10	53	..	70
" stocks of	78	" manufactures	9
" and silver, thread	37, 44	55	..	78	" nails, rivets, and washers	10	53	..	70, 79
Government stores	37, 38	51, 56	51	..	" pipes and fittings, cast	10	53	..	70, 79
" imports of	37	51, 56	" rails, chains, etc.	70
" exports of	38	..	51	..	" screws	..	53
Grain, pulse, and flour	26, 38	52, 54	53, 57	..	" sheets and plates—
Greece	25, 27	" galvanized	9	53	..	70, 80
Groundnuts (<i>Arachis hypogaea</i>)	29, 30	..	57, 74	79, 80, 81, 84, 88, 89	" not galvanized or tinned	0	53	..	70, 79
					" tinned	..	53	..	7, 79
					" imports from the United Kingdom	9	63
Gums, resins	..	56	59	79	" other countries	9	73
" and lac	..	52	53	..	" the United States	9	78
Gunpowder	79	" tubes and fittings, wrought	10	53
Haberdashery and millinery	6	16	59	..	" wire	10	70
Handkerchiefs and shawls	3	53	Italian East Africa	17	65	65	..
Hardware	18, 14, 43	54, 71	59	..	Italy	38, 39, 42, 44	60, 61, 62, 64	60, 61, 62, 64	..
" and cutlery	..	56					
" detailed items of	13	54	Ivory	..	56
Hawai	26	..	69	..	Jams and jellies	16, 42
Hemp, raw (<i>Crotalaria juncea</i>)	35	..	58	79, 86, 87	Japan	38, 39, 42	60, 61, 62, 68	60, 61, 62, 68	..
Hides and skins and leather	53	..					
" " " raw	31, 39, 41, 43	52, 56	53, 57, 75	70, 86, 87	Japanese vessels	86
" " " tanned or dressed	31, 37	52, 56	53, 75	70	Jaya	38, 39, 44, 45	60, 61, 62, 68	60, 61, 62, 68	..
" buffalo	31, 32	..	57	82, 83					
" calfskins	32	..	57	..	J. Thomas & Co's estimates of monthly returns of tea	28
" cow	31, 32	..	57	..	Jewellery, also plate of gold and silver	37	56
" goat skins	31, 32	..	57	82, 83	Jowar and bajra (<i>Pennisetum typhoides</i>)	24, 25, 39, 41, 42, 43, 44, 46	..	57	79, 80, 81, 84, 88, 94
Holland—see Netherlands	Jute, raw (<i>Corchorus capsularis</i>)	25, 30, 41, 45	..	53, 57, 72	80, 81, 84, 88, 89
Hongkong	4, 6, 35, 38, 40, 41	60, 61, 62, 67	60, 61, 62, 67	..	" duty on manufactures	25, 30, 41, 45	..	57, 72, 73	79
					" bags	25, 41, 42, 45	..	57, 72, 73	79
Hoops and strips	10	53	..	70	" cloth	25, 41, 45	..	57, 72, 73	79
Horns, tips, etc.	58	..	" rope and twine	57	..
Horses	..	52	53	79	" mill consumption	72
Hosiery, cotton	3, 6	53	" prices of production of	24, 25, 28, 34	80, 81, 72
Implements and tools	13	54	Karachi	7, 27, 38, 37	81, 81, 84
Import duty levied in foreign countries	86—89	Kenya Colony	25, 37, 40	60, 61, 65	60, 61, 65	79, 82, 83, 98
" net	84	Kerosene oil	14	54	..	82, 83, 79
" tariff	90—93	Lac	32, 41, 44	..	57, 75	82, 83
Imports of Government Stores	37	51, 56	Lac shell	32	..	75	..
" private merchandise (total)	1	51, 52	Lamps, metal	13
" principal articles of	3—20	52—56	Land frontier trade	45, 46	96, 97	96, 97	..
" treasure	48	51, 76, 77	Lead	10	54, 71
" value of (grand total)	1	52, 60, 61	Leather—buffalo hides	31, 32	..	57	82, 83
" " " by classes	..	52	" cow hides	31, 32	..	57	..
Import and export trade with	" goat skins	31, 32	..	57	82, 83
" Australia	42	62, 69	62, 69	..	" sheep skins	31, 32	..	57	..
" Brazil	..	62	62, 66	..	" skins tanned	31
" Union of South Africa	42	62, 66	62, 66	..	Linseed	30	..	57, 74	79, 80, 81, 84, 88, 89, 98
" Canada	41	62, 66	62, 66	..	Liverpool	21
" Egypt	41	62, 65	62, 65	..	Liverpool Cotton Association	22
" France	44	62, 64	62, 64	..	Liquors	17, 39, 41, 43	55	53	84
" Netherlands	45	62, 64	62, 64	..	" ale, beer, and porter	17, 43	70
" Japan	42	62, 68	62, 68	..	" brandy	17	79
" Sweden	..	62, 65	62, 65	..					
" Belgium	44	62, 63	62, 63	..					
" United Kingdom	40, 41	62, 63	62, 63	..					
" United States of America	43	62, 66	62, 66	..					
Index numbers of prices	2					
Index number of charter rates	2					
Indian Finance Act	3					
Indigo (<i>Indigofera Sps.</i>)	26	..	58, 75	79, 82, 83, 86, 87					
" production	36					
Indo-China	36	68	68	..					
Instruments, apparatus and appliances	18, 37, 41	54					
" electrical	18	54					

INDEX

	Report Page	TABLES				Report Page	TABLES		
		Import Page	Export Page	Miscellaneous Page			Import Page	Export Page	Miscellaneous Page
Percentage share of principal countries in the total value of chemicals	15	Screws	..	53
Percentage share of principal countries in the imports of salt	17	Sea-borne trade, foreign, values of	1	51, 52	51, 52	..
Percentage share of principal countries in the total value of exports of seeds	Sea-borne trade, calculated values of, on the basis of 1913-14	1
Percentage share of the United Kingdom and Japan in the imports of cotton piecegoods	6	Second-hand clothing	..	55
Percentage share of certain countries in the total quantities of piecegoods imported	6	Seeds	29, 30, 31, 41, 44, 46	52	53, 57, 74	79, 84, 88, 89
Percentage share of principal countries in the total imports of paper and pasteboard	16	74	General
Persia	6, 14, 23, 35, 37, 38, 39, 42, 45, 46	60, 61, 62, 68, 96, 97	60, 61, 62, 68, 96, 97	..	Sesamum	..	33	..	57, 74
Peru	25, 45	Sewing and knitting machines	..	11	54	..
Petrol	14, 15, 23, 47	98	Shan States	6, 45, 46	96, 97	96, 97	..
Philippines	25	Sheets and plates	..	9	53	70, 79
Photographic instruments	..	54	Shellac	..	82	..	75
Pig iron	10, 34, 42	71	Shipping clearances	94
" production of	10, 34	foreign	95
Pipes and fittings, cast	10	53	..	70, 79	freights	84
Pitch, and tar	..	56	nationality of vessels	95
Polishes	..	56	number and tonnage of steamers, tonnage of	95
Portuguese East Africa	36, 37	66	66	..	Ships, parts of	..	56
Poppy seed	67	88, 89	Stiam	6, 25, 32, 35, 45	68, 96	68, 96	..
Precious stones and pearls, unset	19, 37	55	Silk	..	6, 45	52, 54	53, 58, 59
Prices, index—statist, Bradstreet	1	manufactures	0, 39, 40, 42	54, 70	58, 59	..
silver	49	mixed goods	..	6, 44	54	..
wholesale	2	80—83	piece goods	..	6	54	59
Prime movers	11	54	raw	..	6	54, 70	58, 59
Production—ratios of exports to	95	yarn, noils, and warps	..	6	54	..
Proprietary and patent medicines	15	55	waste	54	..
Provisions	15, 16	52, 55	53, 58	92	Silver bullion and coin	..	48
canned and bottled	15	55	..	79	imports and exports of—	..	48	70, 77	70, 77
Pulse	26	..	57	..	prices of	..	48
Quinine	15	55	..	79	thread	..	37	55	..
Railway plant and rolling stock	2, 12, 38, 40, 41, 44	52, 54, 56, 71	53	84	Sind	13, 17,
" carriages and wagons	12	56	Skins, calf	..	32	..	57
" locomotives	12	54, 66	goat	..	31, 32	..	57
" materials	..	54	raw	..	31	52	53, 57, 75
" bridgework	10	54	sheep	..	31, 32	..	67
" rails, chairs, fishplates	12	54	tanned and dressed	..	31	..	57, 75
" sleepers and keys	12	54	Sleepers of wood	..	12	54	..
" sleepers of wood	12	54	Soap	55	..
Rangoon	26	80, 81, 84	Soda compounds	..	15	55	..
Rapeseed	29, 30	..	57, 74	79, 80, 81	Sodium carbonate	..	15
Raw materials	..	52	53	88, 89, 98	South Africa, Union of	19, 29,	..	66	66
Re-exports	37	..	51, 52, 59, 78	..	Spain	..	45
Reunion	..	66	66	..	Spices	17, 21, 25,	60, 61, 65	60, 61, 65	..
Rice (<i>Oryza sativa</i>)	26, 41, 42, 44	..	57, 74	79, 80, 81, 86, 87	betelnuts (<i>Areca Catechu</i>)	..	30
" and flour mill machinery	11	54	chillies (<i>Capicum Sps.</i>)	19, 36	52, 55	53, 58	79, 88, 89
" bowls	..	53	cloves	..	19	55	..
" export, duty on	84	ginger	..	36	..	58
" freights for	84	pepper	..	36	..	58
" in the husk	26, 46	..	57	79, 86, 87	Spirit	..	17
" not in the husk	57, 74	..	present in drugs	79
" prices of Indian	26	80, 81	Stationery	56	..
Roumania	..	65	65	..	Statist price index	..	1
Rubber	35	55	58	..	Steamers, nationality of	95
" raw	58	79	" number and tonnage of	95
" tubes for motor tyres	13	Steel, angle and spring	..	53	..	70
" tyres for motor cars	13	bars and channel	..	9	53	70, 79
Rugs	38	55	57	..	cast	53	..
Russia	14, 25, 29, 34, 38, 39	60, 61, 62, 65, 65	60, 61, 62, 65	..	Straits Settlements	7, 10, 14, 16, 23, 29, 35, 39, 40	60, 61	60, 61, 62, 68	60, 61, 62, 68
Saccharine	..	54	Sugar	..	7, 8	52, 54, 72	53, 58, 59
Salt	17, 18, 43	55	..	82, 83	beet	..	8
Salt, production of—(Indian)	18	Cuban	..	7, 8
Saltpetre or potassium nitrate	35	..	58	79	Java	..	7, 8
Sandal wood	58	..	" 15 Dutch standard and below	54	..
Scientific and philosophical instruments	..	54	" 16 Dutch standard and above	..	8	54	..
					Mauritius	..	7, 8	..	79
					" production of—(Indian)	..	7
					" wholesale prices of	82, 83
					Sumatra	14, 26	69	69	..
					Summary (General)	1, 2, 3
					Sweden	16, 20, 24, 39	62, 65	62, 65	..
					Switzerland	4, 5, 38
					Sylhet	28	80, 81

INDEX

	Report Page	TABLES				Report Page	TABLES		
		Import Page	Export Page	Miscellaneous Page			Import Page	Export Page	Miscellaneous Page
Synthetic dyes	18, 44			79	Trade with Persia	38, 39, 42, 45, 46	60, 61, 62, 96	60, 61, 62, 96	
Tallow and stearine		55			Portuguese East Africa		66	66	
" stearine, and wax		52	53, 58		" Bennion		66	66	
Tariff rates Schedules		90-94	94		" Roumania		65	65	
Tax on jute, raw and manufactures				84	" Russia	38, 39, 42	60, 61, 62, 65	60, 61, 62, 65	
Tea (<i>Camellia Theae</i>)	2, 27, 28, 29	52, 56, 97, 99	53, 57, 74, 97	79, 80, 81	" Hawaii		65	69	
" boxes	10				" Siam	45	68, 96	68, 96	
" duty on				84, 88, 89	" Spain	38, 39	65	65	
" exports of — to the United Kingdom	20, 41		63, 74		" Straits Settlements	38, 39, 40, 41	68	68	
" machinery	11	54			" Sumatra	14	89	69	
" prices of—	29			80, 81	" Sweden	39, 42			
" production of—	28				" Switzerland	38, 42			
Teakwood (<i>Tectonia grandis</i>)	36		58		" Turkey in Asia (Mesopotamia)	42	60, 61, 69	60, 61, 69	
Telegraph materials for construction and accessories		56			" Turkey in Europe		66	66	
Textile machinery	11	54			" Union of South Africa	42	66	66	
Tibet	45, 46	96, 97	96, 97		" United Kingdom	38-41	60, 61, 62, 63	60, 61, 62, 63	
Tibetan wool	46	97			" United Kingdom, other British and Foreign countries	38-45	60, 61, 62, 66	60, 61, 62, 66	
Timber	47	56, 97		79	" United States of America	38, 39, 42, 43	60, 61, 62, 66	60, 61, 62, 66	
Tin	10	54, 71		79	" West Indies		76	66	
" unwrought (blocks, etc.)	10	54			Treasure, imports and exports of	48, 49	76	77	
Tobacco (<i>Nicotiana Tabacum</i>)	19, 38	52, 55	53, 58	79	" net imports of	48	77		
" duty on—				84, 86, 87	" Tubes and fittings wrought	10	53		70
Toilet requisites		56			" Turkey in Asia (Mesopotamia)	42	60, 61, 69	60, 61, 69	
Toys and requisites for games		56			" Europe		65	65	
Trade according to British Empire and Foreign countries	40-45	60, 61, 62	60, 61, 62		" Turmeric (<i>Curcuma longa</i>)	36	58	58	
" by countries	42-45	60-69	60-69		" Twist and yarn (cotton)	3, 4, 22, 23	52, 70	53, 57, 59, 74	79
" direction of Indian—	38-45				Typewriters	11	54		
" of India and of other countries		62	62		Umbrellas and fittings		56		
" with Aden	17, 22, 27, 37	60, 61, 67	60, 61, 67		United Kingdom	38-41	60, 61, 62, 63	60, 61, 62, 63	
" " Arabia	23, 26, 29, 37	67, 76, 77	67, 73, 74, 76, 77		United States	38, 39, 42, 43	60, 61, 62, 66	60, 61, 62, 66	
" " Argentine Republic	25, 30, 39	60, 61, 98	60, 61, 66, 72, 73		Vessels, nationality of				95
" " Australia	42	60, 61, 69	60, 61, 69		" number and tonnage of— engaged in the foreign seaborne trade				95
" " Austria-Hungary	38	60, 61, 62	60, 61, 62		" West Indies		66		79, 80, 81, 86, 87, 95
" " Bahrein Islands	19, 23, 37	67	67		Wheat (<i>Triticum sativum</i>)	26, 27	57, 74		79, 80, 81, 86, 87, 95
" " Belgium	38, 39, 44	60, 61, 62, 63	60, 61, 62, 63		" flour	27	57		79
" " Borneo	14, 39	67			" prices of	27		80, 81	
" " Brazil	45		66		Whisky	17		79	
" " British Empire	40, 41, 42	60, 61, 62	60, 61, 62		Wholesale prices of certain staple articles	2		80-83	
" " Guiana			66		Wines	17	55		
" " South Africa	40, 42	62	62		Wire	10		70	
" " Burma	46, 47	96, 97	96, 97, 98		Wood and timber			58	
" " Canada	38, 39, 40, 41	60, 61, 62, 66	60, 61, 62, 67		" sandal			58	
" " Ceylon	38, 39, 40, 41	60, 61, 62, 67	60, 61, 62, 67		" teak	36		58	
" " Chile	42, 45	60, 61, 62	60, 61, 62		" sleepers for railways	12	54		
" " China	38, 39, 45, 67	60, 61, 62, 67	60, 61, 62, 67		Wool, manufactures	6, 33, 37	54, 70	57, 59	88, 89
" " Cuba	42		60, 61		" raw	33, 46	55, 56, 97	53, 57, 59	70, 88, 89
" " Kenya Colony	40	60, 61, 65	60, 61, 65		" Tibetan	46	97		
" " Egypt	40	60, 61, 62	60, 61, 62, 65		Woolen carpets and rugs	33	55	56	
" " Foreign Countries	42-45	60, 61, 62	60, 61, 62		" hosiery		55		
" " France	38, 39, 42, 44	60, 61, 62	60, 61, 62		" piece-goods	6	55		
" " Tanganyika Territory		65	65		" shawls		55		
" " Germany	38, 39, 42, 43, 44	60, 61, 62, 64	60, 61, 62, 64		" yarn and knitting wool		55		
" " Netherlands	38, 39, 42, 45	60, 61, 62, 64	60, 61, 62, 64		Yarns (cotton)	3, 4, 22, 23	52, 70	53, 57, 59, 74	79
" " Hongkong	38, 33, 40, 41	60, 61, 62, 67	60, 61, 62, 67		" (silk)	7	54		
" " Indo-China	35	60, 61, 68	60, 61, 68		Yarns and textile fabrics cotton	3, 4, 22, 23	52	53	
" " Italian East Africa	17	65	65		" " jute	25		53	
" " Italy	38, 39, 42, 44	60, 61, 62, 64	60, 61, 62, 64		" " silk	7	52	53	
" " Japan	38, 39, 42, 88	60, 61, 62, 68	60, 61, 62, 68		" " wool		55, 70	57, 59	88, 89
" " Java	38, 39, 42, 44, 45	60, 61, 62, 68	60, 61, 62, 68		" " others		52	53	
" " Maskat Territory and Trucial Oman		67	67		Zanzibar	8, 37	60, 61, 65	60, 61, 65	
" " Mauritius	38, 39, 40, 41	62, 66	60, 66		Zinc	11	54, 71		
" " New Zealand	40	69	69						
" " Norway	39	65	65						

Government of India Publications are obtainable from the Government of
India Central Publication Branch, 8, Hastings Street, Calcutta, and
from the following Agents :—

EUROPE.

OFFICE OF THE HIGH COMMISSIONER FOR INDIA,
42, GROSVENOR GARDENS, LONDON, S.W. 1.
And at all Booksellers.

INDIA AND CEYLON.

Provincial Book Depôts :

MADRAS.—Office of the Superintendent, Government Press, Mount Road, Madras.
BOMBAY.—Office of the Superintendent of Government Printing and Stationery, Poona.
SIND.—Library attached to the Office of the Commissioner in Sind, Karachi.
BENGAL.—Office of the Bengal Secretariat Book Depôt, Writers' Buildings, Room No. 1, Ground Floor, Calcutta.
UNITED PROVINCES OF AGRA AND OUDH.—Office of the Superintendent of Government Press, United Provinces of Agra and Oudh, Allahabad.
PUNJAB.—Office of the Superintendent, Government Printing, Punjab, Lahore.
BURMA.—Office of the Superintendent, Government Printing, Burma, Rangoon.
CENTRAL PROVINCES AND BEHAR.—Office of the Central Provinces Secretariat, Nagpur.
ASSAM.—Office of the Superintendent, Assam Secretariat Press.
BIHAR AND ORISSA.—Office of the Superintendent, Government Printing, Bihar and Orissa, P. O. Gulzarbagh, Patna.
COORG.—Office of the Chief Commissioner of Coorg, Bangalore.
NORTH-WEST FRONTIER PROVINCE.—Office of the Manager, Government Printing and Stationery, Peshawar.

Thacker, Spink & Co., Calcutta and Simla.
W. Newman & Co., Ltd., Calcutta.
R. Cambay & Co., Calcutta.
S. K. Lahiri & Co., Calcutta.
The Indian School Supply Depôt, 309, Bow Bazar Street, Calcutta, and 226, Nawabpur, Dacca.
Butterworth & Co. (India), Ltd., Calcutta.
Rai M. C. Sarcar Bahadur & Sons, 90/2A, Harrison Road, Calcutta.
The Weldon Library, 17, Park Street, Calcutta.
Standard Literature Company, Limited, Calcutta.
Association Press, Calcutta.
Chuckervertty, Chatterjee & Co., Ltd., 13, College Square, Calcutta.
The Book Company, Calcutta.
Higginbotham & Co., Madras.
V. Kalyanarama Iyer & Co., Madras.
P. R. Rama Iyer & Co., Madras.
Rochouse & Sons, Madras.
Bright & Co., Trivandrum.
V. S. Swaminathan, Bookseller, West Tower Street, Madras.
Thacker & Co., Ltd., Bombay.
D. B. Taraporevala Sons & Co., Bombay.
Sunder Pandurang, Bombay.
Ram Chandra Govind & Sons, Kalbadevi, Bombay.
N. M. Tripathi & Co., Booksellers, Princess Street, Kalbadevi Road, Bombay.
Proprietor, New Kitabkhana, Poona.
The Manager, Oriental Book Supplying Agency, 15, Shukrawar, Poona City.
B. S. Gondhalekar's Book Depôt, Publisher and Bookseller, Budhwar Chowk, Poona City.
Managing Director, Co-operative Bookstall, Booksellers and Publishers, Poona City.
The Standard Bookstall, Karachi, Rawalpindi, Murree, Lahore, Peshawar, and Quetta.
The Standard Book Depôt, Lahore, Lucknow, Nainital, Mussoorie, Dalhousie, and Ambala Cantonment.
Karsandas Narandas & Sons, Surat.
Mangaldas & Sons, Booksellers and Publishers, Bhaga Talao, Surat.

Mrs. Radhabai Atmaram Sagoon, Kalbadevi Road, Bombay.
A. H. Wheeler & Co., Allahabad, Calcutta and Bombay.
N. B. Mathur, Supdt., Nazir Kanun Hind Press, Allahabad.
The North India Christian Tract and Book Society, 18, Clive Road, Allahabad.
Ram Dayal Agarwala, 184, Katra, Allahabad.
*Manager, Newal Kishore Press, Lucknow.
The Upper India Publishing House, Ltd., 41, Aminabad Park, Lucknow.
Munshi Seeta Ram, Managing Proprietor, Indian Army Book Depôt, Juhi, Cawnpore.
Rai Sahib M. Gulab Singh & Sons, Mufid-i-Am Press, Lahore and Allahabad.
Rama Krishna & Sons, Booksellers, Anarkali, Lahore.
Puri Brothers, Booksellers and Publishers, Katcheri Road, Lahore.
The Tilak School Book-shop, Lahore.
Manager of the Imperial Book Depôt, 63, Chandni Chawk Street, Delhi.
Oxford Book and Stationery Company, Delhi.
Supdt., American Baptist Mission Press, Rangoon.
Proprietor, Rangoon Times Press, Rangoon.
The Modern Publishing House, Ltd., 30, Phayre Street, Rangoon.
The International Buddhist Book Depôt, Post Box No. 971, Rangoon.
Burma Book Club, Ltd., Rangoon.
Manager, the "Hitavada," Nagpur.
S. C. Talukdar, Proprietor, Students & Co., Cooch Behar.
Times of Ceylon Co., Ltd.
The Manager, Ceylon Observer, Colombo.
The Manager, The Indian Book Shop, Benares City.
B. C. Basak, Esq., Proprietor, Albert Library, Dacca.
The Srivilliputtur Co-operative Trading Union, Ltd., Srivilliputtur (Satur S. L. R.).
Banwari Lal, Esq., Pakariya Street, Pilibhit, United Provinces.

[Fifty-first Issue]

DEPARTMENT OF COMMERCIAL INTELLIGENCE AND STATISTICS, INDIA

REVIEW

OF THE

TRADE OF INDIA

1924-25

Published by order of the Governor-General in Council.



CALCUTTA GOVERNMENT OF INDIA
CENTRAL PUBLICATION BRANCH
1926

[No. 1994.]

Price Two Rupees or Three Shillings Six Pence.