

DEPARTMENT OF COMMERCIAL INTELLIGENCE AND STATISTICS, INDIA

REVIEW
OF THE
TRADE OF INDIA
IN
1936-37

*Published by order of the
Governor-General in Council*



DELHI: MANAGER OF PUBLICATIONS
1937

Price Rs. 2-8 or 4s. 6d.

511 List of Publications of the Department of Commercial Intelligence and Statistics, India.

Publications noted below are obtainable from—In India and Abroad excluding Europe and America—The Manager of Publications, Civil Lines, Delhi: Sale Depot at 8, Hastings Street, Calcutta. In Europe and America:—Secretary to the High Commissioner for India, "India House", Aldwych, London, W. C. 2. Also from all agents for the sale of Government publications. Remittances should be made either through a bank or by postal or money order and should include forwarding (s.e., Packing and Postage) charges, as indicated in brackets after each price. [All communications regarding supply on payment and subscriptions and all payments for subscriptions and advertisements should be made direct to any of the aforesaid officers as the case may be.]

WEEKLY

1. Indian Trade Journal (Estd. 1906)—Issued on Thursdays. Annual, half-yearly and quarterly rates of subscription with Supplements and quarterly index:—Indian (including postage): R18, R9, R4-8 and Foreign (including postage) (a) Europe and America: R23, R11-8, R5-12 and (b) others: R22, R11, R5-8, respectively. Single copies (excluding postage):—Current issue As. 6 (1a.); Back numbers, when available, for any number over three months old R1 each (1a.); Foreign (including postage):—9 As. 9 p. and R1-3-9 for current and back issues respectively.

[Orders may be placed, with prepayment, for particular issues of the Journal, e.g., issues containing Crop Forecasts or those having special supplements.]

MONTHLY

2. Accounts relating to the Sea-borne Trade and Navigation of British India for August, 1937. R1-6 or 2s. 3d. Yearly subscription R16-8 *post free*.
3. Monthly Statistics of Cotton Spinning and Weaving in Indian Mills, April, 1937. As. 10 or 1s. Yearly subscription R7-8 *post free*.
4. Monthly Statistics of the Production of Manufactured Industries of India, May, 1937. As. 2 or 3d. Yearly subscription As. 1 or 1½.
5. Indian Customs *post free*.
6. Joint Stock Companies in Indian States of Hyderabad, Mysore, Baroda and Travancore, 1937. As. 14 or 1s. 6d. Yearly subscription As. 1.
7. Trade at stations in Indian States of Hyderabad, Mysore, Baroda and Travancore, 1937. As. 14 or 1s. 6d.
8. Raw Cotton Trade in Indian States of Hyderabad, Mysore, Baroda and Travancore, 1937. R1-12 or 3s.
9. Exports of India for June, 1937. R1 or 1s. 9d.
10. Trade Statistics of India for June, 1937. R1-12 or 3s.
11. Accounts relating to India for June, 1937. R1-12 or 3s.
12. Accounts relating to India for April, 1937. R2-2 or 4s.
13. Wholesale Prices of India for April, 1937. R1-12 or 3s.
14. Review of India for April, 1937. R1-12 or 3s.
15. Accounts relating to India for April, 1937. R1-12 or 3s.
16. Annual Statistical Statements of India for April, 1937. R2-2 or 4s.
17. Statistical Statements of India for April, 1937. R1-12 or 3s.
18. Agricultural Statistics of India for April, 1937. R1-12 or 3s.
19. Agricultural Statistics of India for April, 1937. R1-12 or 3s.
20. Estimates of India for April, 1937. R1-12 or 3s.
21. Indian Tea Statistics, 1935-36 (70th issue). As. 10 or 1s. 2d.
22. Indian Coal Statistics, 1935 (29th issue). R1 or 1s. 9d. (2s.)
23. Indian Rubber Statistics, 1935 (17th issue). As. 5 or 6d. (6p.)
24. Indian Coffee Statistics, 1935-36 (17th issue). As. 5 or 6d. (1s.)
25. List of cotton pressing factories with names of owners and particulars of marks allotted to them in the different Provinces of British India and certain Indian States for the season 1936-37 (12th issue). As. 1s. 1s. 3d. (1s.)
26. Joint Stock Companies in British India and in the Indian States of Hyderabad, Mysore, Baroda, Gwalior, Indore and Travancore, 1933-34 (20th issue). R7-2 or 11s. 6d. (8s.)
27. Statistical Tables relating to Banks in India, 1934 (21st issue). R2-8 or 4s. 6d. (3s.)
28. Statistical Statements relating to the Co-operative Movement in India during the year 1934-35 (17th issue). R1-10 or 2s. 9d. (8s.)

11519

Review of Trade of India

CONTENTS.

CHARTS ILLUSTRATING—

Page.

1. Foreign Sea-borne Trade of India during the seventy years 1864-69 to 1929-34 v
2. Variations in the values of principal articles in the Import and Export trade of British India during the last ten years as compared with averages of the pre-war, war and post-war periods vi—vii
3. Price per tola of English bar gold in Bombay, of silver in London per standard ounce, of silver in Bombay rupees per 100 tolas and the telegraphic transfer rate in Calcutta on London at or about the end of each week during 1935-36 and 1936-37 viii

Part I—Report.

CHAPTER I.—General remarks	1—31
CHAPTER II.—Imports of Merchandise	32—83
Cotton manufactures	33
Artificial silk	44
Wool, raw and manufactured	45
Silk, raw and manufactured	48
Iron and steel	49
Other metals	53
Machinery and millwork	55
Mineral oils	58
Motor vehicles	60
Provisions	64
Hardware	65
Paper and pasteboard	68
Chemicals	70
Liquors	71
Drugs and medicines	72
Salt	73
Sugar	74
Other articles	77
Dutiable baggage	83
CHAPTER III.—Exports of Merchandise	84—123
Cotton	85
Cotton manufactures	89
Jute and jute manufactures	92
Tea	98
Oilseeds	103
Food-grains and flour	105
Hides and skins	111
Metals and ores	113
Raw wool	114
Lac	116
Other articles	118
Postal articles, Imports and Exports	126
Re-exports of foreign merchandise	127
Government Stores—Imports, Exports and Re-exports	127

	Page.
CHAPTER IV.—The Direction of Overseas Trade	129—154
CHAPTER V.—Foreign Sea-borne Trade of the Maritime Indian States	155—162
I. Trade of Kathiawar States	155
II. " " Travancore	161
CHAPTER VI.—Frontier and Indo-Burma Trade	163—167
I. Frontier Trade	163
II. Coasting Trade between Burma and other provinces	165
CHAPTER VII.—Balance of Trade and Movements of Treasure	168—173
I. Balance of Trade	168
II. Movements of Treasure	171

CONTENTS—continued

Part II—Tables.

No.	Page.
1. Total foreign sea-borne trade during 1935-36 and 1936-37 with pre-war, war and post-war averages	175
2. Total Merchandise and Treasure, and Gold separately during the last five years with quinquennial averages for the past seventy years	176
3. Monthly sea-borne trade (private merchandise) imports and exports (including re-exports) during the last two years with the pre-war, war and post-war averages and excess of exports over imports	177
4. Imports of private merchandise according to five main classes	178
5. Exports of private merchandise according to five main classes	180
6. Quantity and value of principal articles of imports	183
7. Quantity and value of principal articles of exports	191
8. Quantity and value of principal articles of re-exports	197
9. Trade with the British Empire and Foreign Countries in merchandise only	199
10. Percentage share of the principal countries in the total trade in merchandise only	201
11. Trade of certain principal countries and British India	202
12. Trade with principal countries distinguishing principal articles	203
13. Imports of cotton piecegoods	225
13-A. Production, imports, mill and other consumption, exports and re-exports of raw cotton	226
14. Production in the Indian mills of cotton piecegoods	227
15-A. Imports of cotton twist and yarn	227
15-B. " " " " " by counts	227
15-C. " " " " " from the principal supplying countries	228
16. Production in the Indian mills of cotton twist and yarn by counts	229
17. Imports of raw silk, silk yarn and silk piecegoods	229
18. " " woollen piecegoods	229
19. Imports and declared value of iron and steel	230
20. " of iron and steel by principal countries	231
21. " " Machinery and millwork	231
22. " " Motor cars, motor cycles and accessories	231
23. " " Hardware excluding cutlery	232
24. " " Metals excluding iron and steel	233
25. " " Sugar excluding molasses and confectionery	234
26. " " Mineral oil	234
27. " " Cement	234
28. Exports of raw jute	235
29. Production, mill consumption and exports of raw jute	235
30-A. Exports of Jute gunny bags and cloth	235
30-B. " " Jute bags and cloth to principal countries	237
31. Exports of raw cotton	237
32-A. Exports of cotton twist and yarn	238
32-B. Exports of cotton twist and yarn by counts	238
33. Exports of Indian grey and coloured cotton piecegoods	238
34. " " Indian tea	239
35-A. Exports of seeds	239
35-B. Shares of principal countries in the total value of exports of seeds.	240

No.	Page.
36. Exports of Rice not in the husk	241
37. " " Wheat	241
38. " " Lac	242
39. " " Indigo	242
40. " " Opium	243
41. " " Hides and skins	243
42. " " Manganese ore	244
43. Percentage of exports of certain principal crops to total production	244
44. Imports and Exports of Gold, Silver and Currency Notes	245
45. Monthly net imports of Gold, Silver and Currency Notes during 1936-37	250
46. Absorption of Gold in India	251
47. Balance of Trade of India	252
48. Declared value per unit of principal imported articles	253
49. " " " " " " exported "	255
50. Wholesale prices in India	257
51. Prices of cotton, raw and index numbers of cotton, raw and cloth in Liverpool	259
52. Maritime freights	260
53. Indian sea and land customs revenue (excluding salt revenue)	261
54. Customs tariff—rates of duty	265
55. Share of each province in the total entries and clearances of vessels	324
56. Number and tonnage of vessels engaged in the foreign sea-borne trade	325
57. Quantity and value of the principal articles of Imports into the Kathiawar ports	327
58. Quantity and value of the principal articles of Exports from the Kathiawar ports	333
59. Rail-borne trade at stations adjacent to land frontier routes during the official years 1934-35, 1935-36 and 1936-37	335
60. Trade at stations on the important land frontier routes of Burma during the official years 1934-35, 1935-36 and 1936-37	338
61. Chief imports into Burma from India	341
62. Chief exports from Burma to India	343
63. Tables illustrating competition experienced by Indian products in certain foreign markets	344
Imports of Linseed	344
" " Rapeseed	344
" " Sesamum seed	345
" " Groundnut	345
" " Tea	346
INDEX	347

CHART 1.

Foreign Sea-borne Trade of British India.
 During the seventy years (1864-69 to 1929-34). Quinquennial Averages.
 (Private and Government.)

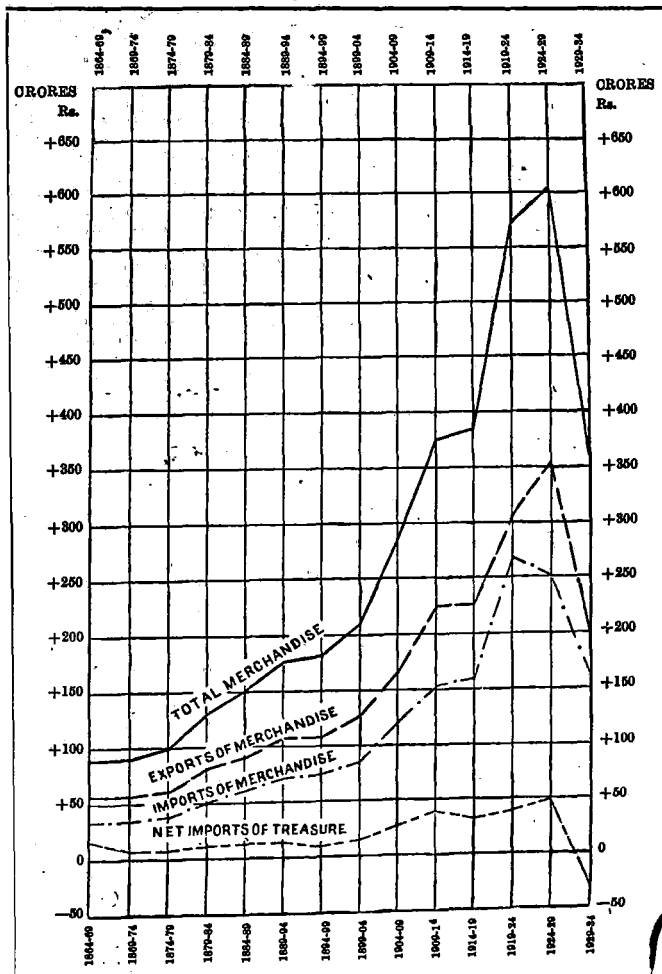


CHART 2.

(a) Variations in the values of principal articles in the import trade of British India during the last ten years as compared with averages of the pre-war, war and post-war periods.

IMPORTS.

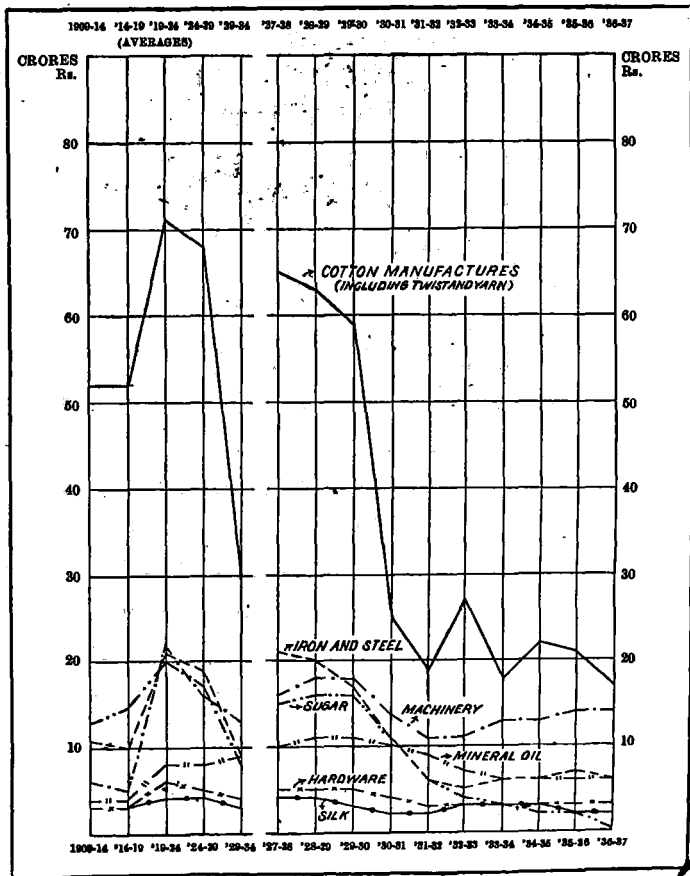


CHART 2.

(b) Variations in the values of principal articles in the export trade of British India during the last ten years as compared with averages of the pre-war, war and post-war periods.

EXPORTS.

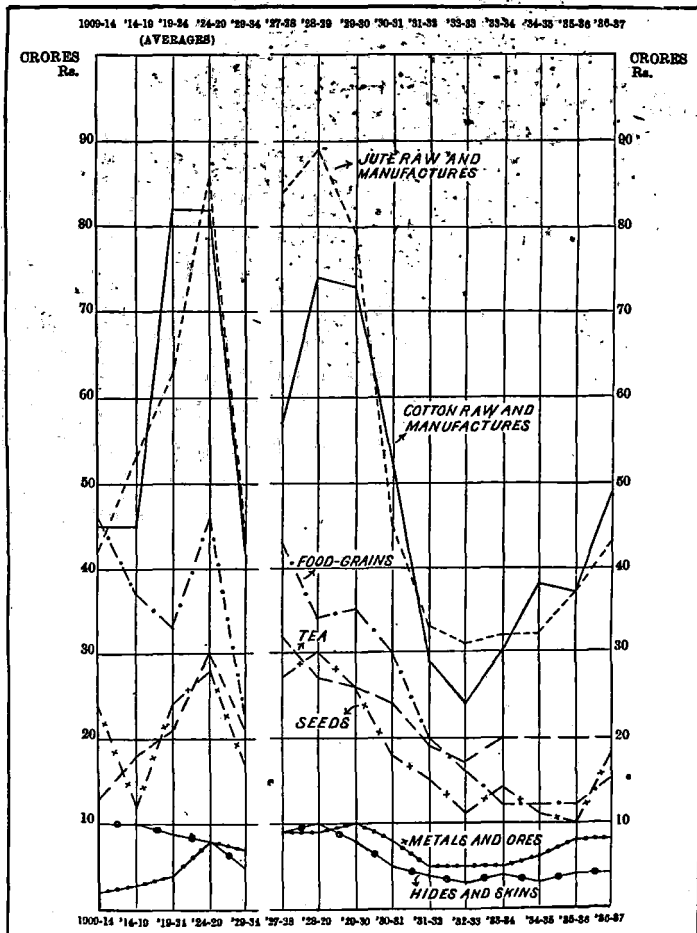
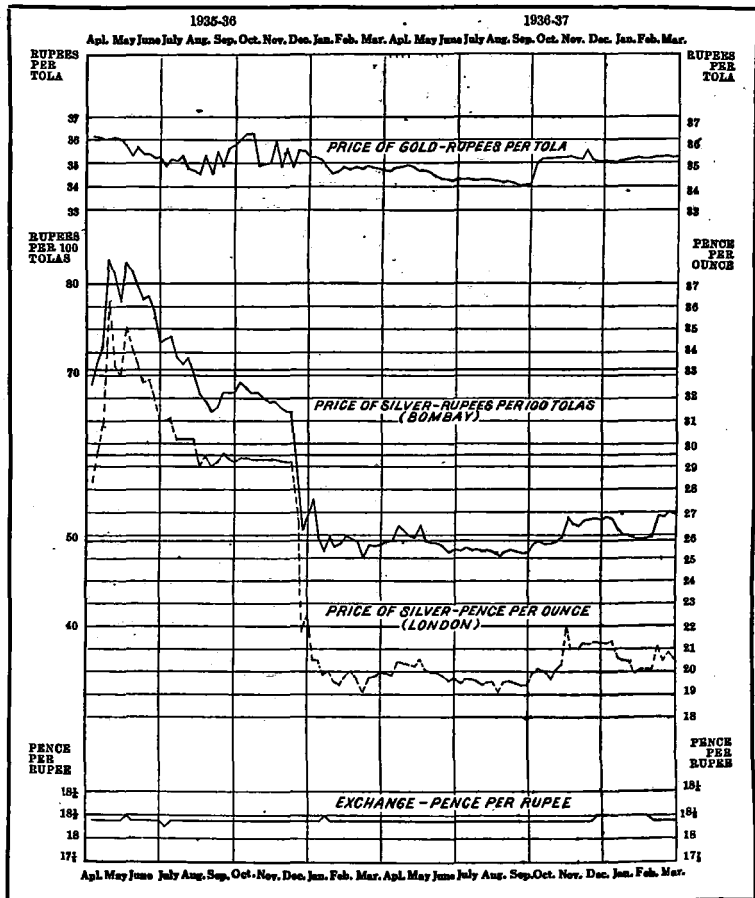


CHART 3

Price per tola of English bar gold in Bombay, price of silver in London per standard ounce, price of silver in Bombay rupees per 100 tolas and the telegraphic transfer rate in Calcutta on London at the end of each week during the years 1935-36 and 1936-37.



INDEX

	Report Page	TABLES		
		Import Page	Export Page	Miscellaneous Page
Absorption of gold	251
Acids	70
Act, Indian Finance	30
" Indian Tariff	31
" Salt Additional Import Duty (Extending)	74
Aden	..	216	216-17	..
Agricultural conditions	9
Agricultural implements	66	185
Aircraft	..	184
Ale, beer and porter	71	185	..	253
Alizarine dyes	79	185	..	254
Almonds	..	186
Aluminium	53	183, 233
Ammonia and salts thereof	70
Angle and spring	..	183
Aniline dyes	..	185	..	254
Animal oil	..	183
Animals, living	..	179, 189	181, 198	..
Apparel	..	179, 187, 217	181, 196	..
Arabia	217	..
Argentine Republic	153	..	216	..
Arms, ammunition and military stores	128	179, 188	181	..
Articles by post	126	179, 189	181, 196, 198	..
" mainly unmanufactured	..	178	180	..
" of food, drink and tobacco	..	178	180	..
" wholly or mainly manufactured	..	179	181	..
Artificial silk	44	184
Association, Indian Jute Mills	93
Australia	142	225	225	..
Austria	..	205	205	..
Bacon and hams	65
Bahrein Islands	..	217	218	..
Bajra (<i>Pennisetum typhoidesum</i>)	105, 110	..	192	..
Balance of trade	27, 168	253
Banking	24
Bark for tanning	80
Barley (<i>Hordeum vulgare</i>)	105, 110	..	192	255, 258
Bars and ohannel	61	183, 230	..	253
Beams, pillars, girders and bridgework	61	183, 230	..	254
Beer	71	185	..	253
Belgium	149	205	206	..
Beltng for machinery	57	188
Betelnut (<i>Areca Catechu</i>)	80, 124	186	..	253
Biscuits and cakes	64	184	..	253
Blankets and rugs, other than floor rugs	46
Bobbins	57	188
Boilers	55	182
Bones	125
Books, printed, etc.	..	198
Boots and shoes	..	198	..	253
Borneo	..	218	218	..
Brandy	72	253
Brass	54	183, 233
Brazil	153	..	216	..
Bricks and tiles	..	187

INDEX

	Report Page	TABLES		
		Import Page	Export Page	Miscellaneous Page
Bridgework	51	183, 230
Brettes	196	..
British Empire	138-43
" Guiana	216	..
" India, trade of (calendar year)	..	202	202	..
" South Africa	143	213	213	..
Builder's hardware	66	185
Building and engineering materials	..	187
Bullion	171
Burma	164, 185	338, 341	339, 343	..
Butter	64, 125
Camphor	73	180
Canada	143	214	214	..
Candies	196	256
Canned and bottled provisions	64	184	..	253
Canvas, flax	..	189	..	254
Carpets and rugs	48, 116	185	193	..
Carriages and carts	..	184
" wagons	..	184
Castor oil (<i>Ricinus Communis</i>)	122	..	195	255, 259
" seed	104	..	192, 240	256, 259
Cattle	181	..
Cement	82	187, 234	..	254
Ceylon	141	218	218	..
Charts illustrating the—				
1. Foreign sea-borne trade of India, during last 70 years, quinquennial	v
2. Variations in values of principal articles in the Import and Export trade during the ten years ending 1936-37	vi-vii
3. Price of English bar gold in Bombay, of bar silver in London, of Silver in Bombay and the telegraphic transfer rate in Calcutta on London	viii
General index of Industrial production, Stocks of Commodities and International trade of the world	2
General Indices of Industrial production	3
Indices of market values of Industrial Shares	5
Indices of world prices	7
Index numbers of Agricultural prices (India)	9
Indices of Industrial production (India)	15
Index numbers of prices of Principal Industrial Commodities (India)	16
Index numbers of Industrial profits	17
Index numbers of variable Yield Securities	20
Index numbers of Indian Securities	25

INDEX

	Report Page	TABLES		
		Import Page	Export Page	Miscellaneous Page
Charts showing the—				
Percentage parity of prices of Fine Broach Cotton to those of Middling American at Liverpool during 1934-35, 1935-36 and 1936-37	Facing page 86
Imports, exports and production of cotton piece-goods in India	Facing page 90
Weekly district average prices of tea in Calcutta	Facing page 100
Chocoe	65
Chemicals	70	185
" drugs, and medicines	..	179	191	..
Chile	163	..	216	..
Chillies (<i>Capsicum Sps.</i>)	124	..	195	255
China	162	219	219	..
Chromite	118
Cider	..	185
Cigarettes	81	187	..	254
Cigars	82	..	194	266
Cinematographic films	78
Clocks and watches and parts	..	189
Gloves (<i>Eugenia caryophyllata</i>)	80	186	..	263
Coal	82, 126	178, 180, 192	180, 196	254, 266
" production of	126
Coasting trade between Burma and other Provinces	165	341	343	..
Coconut oil (<i>cocos nucifera</i>)	123	..	195	255, 258
Coconuts	254
Coffee (<i>coffea arabica</i>)	122	..	194	255, 258
Coir	194	..
" manufactured	122
" unmanufactured	256
Coke	..	189	196	..
Competition experienced by Indian products in certain				
Foreign markets	344
Condensed milk	64	184	..	253
Confectionery	65	184
Copper	54	183, 233	..	253
Copra or dried coconut kernel	191	255
Cordage and rope	..	189	196	..
Cotton	85
" Broach, prices of	86	257
" American middling, prices of	86	259
" Consumption of	88
" fents	43	183
" freights on	250
" handkerchiefs and shawls	92	182	..	253
" hosiery	44	182
" manufactures	33, 89	179, 182	181, 191, 197	..
" piecegoods	37, 90	182, 225	191, 197, 238	253, 255, 267
" " consumption of	42
" " grey	40, 90	182, 225	191, 197, 238	253, 255
" " white	40, 90	182, 226	197	253

INDEX

	Report Page	TABLES		
		Import Page	Export Page	Miscellaneous Page
Cotton piecegood coloured	40, 90	182, 226	191, 197, 238	253, 255
" " prices of	91
" " Indian production	89
" raw (<i>Gossypium Sp.</i>)	10, 85	178, 182, 226	180, 191, 197, 226, 237	226, 255
" seed	105	..	192, 240	255, 258
" thread, sewing	44	182
" yarn	33, 92	182, 228	191, 197, 238	253, 255, 257
" " by counts	36	228	238	..
" " production of—(Indian)	36, 92	229
" waste	178, 182	180, 191	..
Crop, percentage of export to production of—	244
Currency notes	173	249	249	250
Customs tariff, Indian	265—323
" revenue	261—264
Outch and gambier	80, 124
Outlery	67	188
Cyoles	62	184
Dates	186
Declared value per unit of principal articles of import and export	253—256
Direction of Indian trade	129
Domestic hardware	67	185
Drugs and medicines	72, 125	186, 190	196	..
Duty, excise—on kerosene	264
" " " matches	264
" " " motor spirit	263
" " " silver	264
" " " steel ingots	264
" " " sugar	264
" export—on rice	263
" " " jute	263
" " " skins, raw	263
" import	261—263
Dyeing and tanning substances	79, 123	..	195	..
Dyes	79	185
" and colours	179	181	..
Earthenware and porcelain	188
East Africa	142
Economic conditions, world	1
Egypt	212	212	..
Electrical apparatus	77	179	181	..
" machinery	56	182
Electroplated ware	67
Enamelled ironware	66	185
Exchange	25
Engines, locomotive	56	189
Exports duty on rice, jute, skins	263
" of Foreign Merchandise	127	..	197	..
" " Government Stores	127	..	190	..
" " Indian merchandise	84	..	175, 191	..
" excess of—over imports	168
" net	168
" principal articles of	84	..	191	..

INDEX

	Report Page	TABLES		
		Import Page	Export Page	Miscellaneous Page
Exports ratio of—to production	244
" tariff	323
" of Treasure.	175	..
" value of (grand total)	26, 84	..	175	..
" " " by classes	180	..
" " " from the Kathiawar ports	155	..	333	..
Farinaceous and patent foods	64	184	..	253
Ferrous	43	182
Ferro-alloys	50
Ferro-manganese	113
Ferruginous manganese ore	113
Fibre for brushes and brooms	126	..	196	..
Fish (excluding canned fish)	125	178, 188	180, 195	..
" dry, salted	125	..	195	..
Fishmaws and sharkfins	125	..	195	..
Flax, canvas	..	189	..	254
" piecegoods	..	189	..	254
" raw	..	189
Fodder, bran and pollards	121	178	180, 194	..
Food, drink and tobacco	..	178	180	..
" grains	105	255
Foreign countries and others, trade with	144	199—201
" market, Indian goods in	344
" trade of India as compared with that of other countries	202
France	150	206	207	..
Freights, Indian—maritime	260
Frontier trade	163
" " principal articles of	..	335, 336, 338	337, 339—40	..
Fruits and vegetables	120	178, 186	180, 194, 198	..
" " dried, etc.	..	186	194	..
" " fresh	..	180	194	..
Fuel oil	59
Furniture and cabinetware	..	179, 188	181	..
German silver	55	183
Germany	148	207	208	..
Ghi	125	..	196	255
Ginger (<i>Zingiber officinale</i>)	80, 124	..	195	..
Girders	51	183, 230
Glass and glassware	80	187	..	254
" bangles	80	187
" beads and false pearls	80	187	..	254
" bottles and phials	80	187
" funnels, globes, etc.	81	187
" sheet and plate	81	187	..	254
Glassware and earthenware	..	179	181	..
Gold, absorption of	251
" bullion and coin	171
" imports and exports of	28, 171	245	244	..
" net imports of —, silver and currency notes	170	250
" prices of — and silver	172
" stocks of	251
" and silver, thread	..	187

INDEX

	Report Page	TABLES		
		Import Page	Export Page	Miscellaneous Page
Gold Standard Reserve	251
Government Papers	25
" stores	127	175, 189	175	..
" " imports of	127	175, 189
" " exports of	128	..	175	..
Grain, pulse and flour	105	178, 187	180, 192	..
Groundnuts (<i>Arachis hypogaea</i>)	12, 103	..	191, 240	255, 258, 345
Gums, resins	..	188	198	254
" and lac	..	178	180	..
Gunpowder	254
Haberdashery and millinery	44	188	198	..
Handkerchiefs and shawls	92	182	..	258
Hardware	65	185	198	..
" and cutlery	..	179	181	..
Hawaii	225	..
Hemp, raw (<i>Crotalaria juncea</i>)	123	..	195	256
Hides and skins	111
" " raw	111	178, 189	180, 193, 197	245
" " tanned or dressed	112	179, 189	181, 244	256, 258
" buffalo	111	..	193	258
" calfskins	111	..	193	..
" cow	111	..	193	258
" goat skins	112	..	193	258
" sheep skins	112
Hongkong	143	219	219	..
Hoops and strips	51	183, 230
Horns, tips, etc.	196	..
Horses	..	179	181	254
Hosiery, cotton	44	182
Implements and tools	66	185
Import tariff	265-322
Imports of Government Stores	127	175, 189
" private merchandise (total)	32	175, 189
" principal articles of	32	182-89
" " into the Kathiawar ports	166	327-32
Import, treasure	171	175, 245-52
" value of (grand total)	27, 32	175
" value by classes	..	178
Index numbers of agricultural prices, India	9
" cost of living	23
" cotton raw and cloth (in Liverpool)	259
" Indian securities	25
" Industrial profits	17
" principal industrial commodities	16
" total production of	4
" whole sale prices	21
Index number series	8
Indian Tariff Act	See	" Tariff Changes "
Indian Tariff (Amendment) Act	31
Indigo (<i>Indigofera Sp.</i>)	124	..	195, 242	256, 258

INDEX

	Report Page	TABLES		
		Import Page	Export Page	Miscellaneous Page
Indo-China (French)	..	220	220	..
Industrial Condition	14
" " production	2
" " general indices of	3
" " indices of India	15
" " profits chain index of	6
" " recovery	4
" " shares, indices of market values of	5
Inland trade	29
Instruments, apparatus and appliances	77	184
" " cinematographic	78
" " electrical	77	184
" " musical	78	184
" " optical	78
" " photographic	78	184
" " scientific	78	184
" " surgical	78
" " wireless	78
International trade	2
Iran	..	221	221	..
Iraq	153	223	224	..
Iron bars and channel	51	183, 230	..	253
" " rice bowls	..	183
" " pig	49
" " and steel	49	179, 183, 230	181, 193	..
" " or steel	197	..
" " " angle and spring	..	183
" " " beams, pillars, etc.	51	183, 230	..	254
" " " bolts and nuts	51	230
" " " hoops and strips	51	183, 230
" " " nails, rivets, and washers	52	183, 230	..	254
" " " pipes and fittings, cast	51	183, 230	..	254
" " " rails, chairs, etc.	52	254
" " " screws	52	183
" " " sheets and plates, galvanized	50	183, 230	..	254
" " " " not galvanized or tinned	50	183, 230	..	254
" " " " tinned	50	183, 230	..	254
" " " tubes and fittings, wrought	51	183, 230	..	254
" " " wire nails	52	230
Italian East Africa	..	213	213	..
Italy	151	209	209	..
Ivory	..	189
Jams and jellies	65
Japan	145	220	221	..
Java	152	221	221	..
Jewellery	..	181
Jowar and bajra (<i>Pennisetum typhoides</i>)	110	..	192	..
Jute, raw (<i>Corchorus capsularis</i>)	92	178, 189	190, 191, 235	255, 267
" " freights for	260
" " manufactures	92	179, 189	181, 191, 235-37	255
Jute, bags	96	..	191, 235-37	255

INDEX

	Report Page	TABLES		
		Import Page	Export Page	Miscellaneous Page
Jute, cloth	97	..	191, 236, 237	255
" raw	11
" rope and twine	191	..
" mill consumption	235
" prices of	95
" production of	92	235
" substitutes	98
Kathiawar ports	155	327	333	..
Kenya Colony	211	211	..
Kerosene oil	58	183	..	253, 258
Laos	116	..	193, 242	..
" button	117	..	242	..
" seed	117	..	242	..
" shell	117	..	242	256, 258
" stink	117	..	242	..
Lamps, metal	66
" and parts	185
Land frontier trade	163	335, 340	337, 341	..
Lead	54	183, 233
Leather	192	..
Lemongrass oil	123
Linseed	12, 103	..	191, 240	255, 258, 344
Liquors	71	178, 185	180	..
" ale, beer, and porter	71	185	..	253
" brandy	72	253
" cider	185
" spirit	72	185	..	253
" whisky	72	253
" wines	72	185
Locomotives	56	189
Lubricating oil	59
Machinery and millwork	55	179, 182, 231	181, 198	..
" agricultural	57
" boilers	55	182
" cotton mill	56	182
" electrical	56	182
" jute mill	56	182
" metal working	56	182
" mining	56	182
" oil crushing and refining	56	182
" paper mill	57
" prime-movers	57	182
" pumping	56	182
" refrigerating	57
" rice and flour mills	57	182
" sewing and knitting	56	182
" sugar	56	182
" tea	57	182
" textile	56	182
" typewriters	57	182
" wood	58
Manganese ore	113	..	193, 244	256

INDEX

	Report Page	TABLES		
		Import Page	Export Page	Miscellaneous Page
Manufactured articles	..	179	161	..
Markets—Indian goods in Foreign competitions of	344
Manures	125	187	195	256
Maskat Territory and Trucial Oman	..	217	217	..
Matches	..	189
Mauritius	..	213	213	..
Medicines	72, 125	179, 186, 181, 196	181, 196	256
Merchandise—total imports and exports of	26	190	175	..
" monthly imports and exports of	..	177	177	..
" net exports of	168
" trade in private—according to classes	..	178	180	..
" and treasure, quinquennial averages of—	..	176	176	..
" value of exports of private —	175, 181, 196	..
" " imports of "	..	175, 179, 189
Metal lamps	66
Metals	48	183	193, 197	..
" and ores	113	..	197	256
" and manufactures	48	..	183	253
" aluminium	53	183, 233
" brass, bronze, etc.	54	183
" copper	54	183, 233	..	253
" german silver	55	183
" iron and steel	49	179, 183	181, 183	..
" lead	54	183, 233
" other than iron or steel	53	179, 233	181	..
" quick silver	55
" tin	55	183, 233
" zinc or spelter	55	183, 233
Metallic ores and scraps	..	178	180	..
Mica	121	..	194	256
Milk, condensed and preserved	64	184	..	253
Milk, food for infants, etc.	64
Mill consumption of raw jute	235
" " cotton	226 j
Mineral oil	58	183, 234	194	..
" kerosene	58	183	..	233, 258
" other kinds	..	183
Mining machinery	56	182
Molasses	76	188	..	253
Monetary conditions, world	8
Money market	23
Monthly imports and exports of merchandise	..	177	177	..
" (net)—gold, silver and currency notes	..	181, 232	..	250
Motor accessories	..	184, 231
" cars	60	184, 231
" cycles	61	184, 231
" omnibuses, vans, lorries	61	184, 231
" spirit (petrol, etc.)	59
" vehicles	60	232
Movement of treasure	171
Musical instruments	..	184
Mustard seed	104	..	192	..
Myrobalans (<i>Phyllanthus emblica</i>)	123	..	195	256
Nails, rivets and washers	52	183, 230	..	254

INDEX

	Report Page	TABLES		
		Import Page	Export Page	Miscellaneous Page
Nationality of vessels				325
Netherlands	151	208	209	..
New Zealand	..	225	225	..
Newspaper (old)	68
Norway	..	210	210	..
Nutmegs	80
Nux vomica	125
Oil cloth and floor cloth	..	189
Oilcake	119	178	180, 193	257
Oils	122	178, 183	180, 194	253, 255
.. animal	..	183
.. castor (<i>Ricinus communis</i>)	122	..	195	255, 258
.. coconut (<i>Cocos nucifera</i>)	123	..	195	255, 258
.. essential	123	183	194	..
.. fuel	59
.. groundnut	123
.. kerosene	58	183	..	253, 258
.. linseed	123
.. mineral	58	183, 234	194	..
.. mustard	123
.. sesamum	123
.. vegetable	122	183	195	..
Oilseeds	103	178	180, 191, 239	..
.. castor (<i>Ricinus communis</i>)	104	..	192, 240	255, 258
.. copra	191	255
.. cotton (<i>Gossypium Sps.</i>)	105	..	192, 240	255, 258
.. groundnuts (<i>Arachis hypogaea</i>)	12, 103	..	191, 240	255, 258, 345
.. linseed (<i>Linum usitatissimum</i>)	12, 103	..	191, 239	255, 258, 344
.. mustard (<i>Brassica Sps.</i>)	104	..	192	..
.. poppy (<i>Papaver somniferum</i>)	192	..
.. rapeseed (<i>Brassica Sps.</i>)	104	..	191, 239	255, 258, 344
.. sesamum (<i>Sesamum indicum</i>)	105	..	191, 240	257, 345
Opium	196, 243	256
Ore	113	..	193	..
.. manganese	113	..	193, 244	256
.. wolfram	113
Paints and colours	..	187	..	254
Palmarosa oil	123
Paper and pasteboard	68	179, 185	181	..
.. making materials	..	178, 189	180	..
.. manufactures	69
.. mills	69
.. packing and wrapping	68
.. pasteboard	69
.. printing paper	68
.. writing paper	68	254
Paraffin wax	119	..	193	256
Pearls	81
Pepper	80, 124	..	195	255
Percentage of exports to production of crops	244

INDEX

	Report Page	TABLES		
		Import Page	Export Page	Miscel- laneous Page
Percentage share of principal countries in the total trade in merchandise	..	201	201	..
Percentage share of principal countries in the total value of chemicals	71
Percentage share of principal countries in the imports of salt	73
Percentage share of the United Kingdom, Japan and China in the imports of cotton twist and yarn	35
Percentage share of the United Kingdom and Japan in the imports of cotton piecegoods	41
Percentage share of the United Kingdom and Japan in the total quantities of piecegoods imported	41
Percentage share of principal countries in the total imports of paper and pasteboard	69
Peru	153
Petrol	50
Pickles, chutnies, etc.	65, 125
Pig iron	50, 114	231
" " production of	40
" " lead	113
Pipes and fittings, cast	51	183, 230	..	254
Pitch and tar	..	189	..	254
Polishes	..	188
Portuguese East Africa	..	214	214	..
Poppy seed	192	..
Pracious stones and pearls, unset	81	187
Price level, Index of	22
Prices, Index	21
" India	21
" gold	172
" silver	172
" wholesale	257
" World	22
Prime movers	56	182
Production—ratios of exports to	244
Profits, earned, India	19
" grand total of	19
Proprietary and patent medicines	72	186
Provisions	64, 125	178, 184	180, 196	253
" canned and bottled	64	184	..	253
Pulp of wood	69
Pulse	110	..	192	255
Quantum of trade	28
Quick silver	55
Quinine	72	186
Railway plant and rolling-stock	..	179, 186, 189	181	..
" carriages and wagons	..	188
" locomotives	..	186
" materials	..	186
" bridgework	51	183, 230
" sleepers and kevs	..	188
" " of wood	..	186
Rapeseed	104	..	191, 239	256, 258, 344
Re-exports	127	..	197	..
Reunion	..	214	214	..

INDEX

	Report Page	TABLES		
		Import Page	Export Page	Miscellaneous Page
Revenue—Indian Sea and Land Customs	281—84
Rice (<i>Oryza sativa</i>)	106	..	182, 241	255, 257
" and flour mill machinery	14, 67	182
" bowls	..	183
" export, duty on	323
" freights for	260
" in the husk	106	..	192	..
" not in the husk	106	..	192, 24	255, 323, 334
" prices of Indian	106
" production of	106
Rope and twine	191	..
Roumania	..	210	210	..
Rubber	..	178	180	..
" manufactures	63	179, 186	181, 198	..
" pneumatic covers	63
" raw	120	178, 186	180, 194	256
" tubes for motor tyres	63
" tyres for motor cars	64
Rugs	46, 116	185	193	..
Rupee—sterling exchange	25
Saccharin	73
Saffron	80
Salt	73	190	..	255, 260
Saltpetre or potassium nitrate	126	..	196	256
Sandal wood oil	123
Scientific instruments	78	184
Scrap iron or steel	114
Screws	52	183
Sea-borne trade, foreign, values of	26
Second-hand clothing	..	187
Securities, fixed yield	26
" Government	25
" Variable yield	28
" " " index Nos. of	20
Seeds	103	178	180, 191, 239	255
Senna	125
Sesamum	105	..	191, 240	255, 345
Sewing and knitting machines	56	182
Share markets	25
Sheep and goats	181	..
" skins	112	..	192	..
Sheets and plates	50	183, 230	..	254
Shellac	117	..	242	256, 258
Shipping entries and clearances	28	325, 326
" share of each province in	324
" foreign	325, 326
" freights	260
" nationality of vessels	325, 326
" number and tonnage of	325, 326
" steamers, tonnage of	325, 326
Ships, parts of	..	184
Siam	..	222	222	..
Silk	46	178, 185, 229	180, 196, 198	..

INDEX

	Report Page	TABLES		
		Import Page	Export Page	Miscellaneous Page
Silk artificial	44	184
" manufactures	47	179, 185, 229	181, 190, 198	..
" mixed goods	48	185	..	253
" piece-goods	47	185, 229	198	253
" raw	46	178, 185, 229	180, 196, 198	263
Silk yarn, noils, and warps	..	185, 229
" waste	..	178, 185	180	..
Silver bullion and coin	171
" imports	172	247	247	..
" prices of	172
Skins, calf	} See under "Hides and Skins".
" goat	
" raw	
" sheep	
" tanned and dressed	
Sleepers of wood	..	186
Soap	..	188	..	254
Sodium compounds	70	185
Sodium carbonate	254
South Africa, Union of	143	213	213	..
South America	163
Spain	..	210	211	..
Spelter	114
Spices	80, 124	178, 186	180, 195	253, 255
" betelnuts (<i>Areca Catechu</i>)	80, 124	186	..	253
" cardamoms	124
" chillies (<i>Capsicum Sp.</i>)	124	..	195	255
" cloves	80	186	..	253
" ginger	80, 124	..	195	..
" nutmegs	80
" pepper	80, 124	..	195	255
Spirit	72	185	..	253
Spirit, present in drugs	72	253
Stationery	..	187
Steamers, nationality of	325, 326
" number and tonnage of	325, 326
Steel, angle and spring	..	183, 230
" bars (other than cast steel)	88	183, 230	..	254
" cast	..	183
" production of	1
Stocks of Commodities	2
Stores (Government)	127	175, 189	175	..
Straits Settlements	141	222	222	..
Sugar	74	178, 183, 234	180, 196, 198	253, 258
" beet	76
" Factories	74
" Java	76	258
" 15 Dutch Standard and below	..	188
" 16 Dutch Standard and above	..	188	..	253
" 23 Dutch Standard and above	76
" production of—(Indian)	74
" wholesale prices of	76	258
Sumatra	..	233	223	..
Summary (General)	1

INDEX

	Report Page	TABLES		
		Import Page	Export Page	Miscellaneous Page
Sweden	..	211	211	..
Synthetic dyes	79	185
Tallow and stearine	..	178, 188	190, 196	254
" stearine, and wax	..	178	180, 196	..
Tanganyika Territory	..	212	212	..
Tariff changes	265-323
Tariff rates Schedules	255, 257,
Tea (<i>Camellia Thea</i>)	98	178, 188	180, 191,	346
" obests	..	188	239	..
" machinery	57	182
" prices of—	99	255, 257
" production of	98
Teakwood (<i>Tectona grandis</i>)	120	183	194	256
Telegraph materials for construction and accessories	..	190
Textile machinery	56	182
Timber	..	178, 188	180, 194	..
Tin	55	183, 233
" ore	113
" unwrought (blocks, etc.)	254
Tobacco (<i>Nicotiana Tabacum</i>)	81, 121	178, 187	180, 194	254, 256
Toilet requisites	..	188
Toys and requisites for games	..	188
Trade according to British Empire and Foreign countries	138-54	199	199	..
" direction of Indian—	129
" of India and of other countries	..	202	202	..
" with Aden	..	216	216, 217	..
" " Arabia	..	217	217	..
" " Argentine Republic	153	..	216	..
" " Australia	142	225	225	..
" " Austria	..	205	205	..
" " Bahrein Islands	..	217	218	..
" " Belgium	149	205	205	..
" " Borneo	..	218	218	..
" " Brazil	153	..	216	..
" " British Empire	138-43
" " British Guiana	216	..
" " Br. East Africa	142
" " Burma	164-67	338, 341	339, 343	..
" " Canada	143	214	214	..
" " Ceylon	141	218	218	..
" " Chile	163	..	216	..
" " China	152	219	219	..
" " Egypt	..	212	212	..
" " Foreign Countries	144-54
" " France	150	206	207	..
" " Germany	148	207	208	..
" " Hawaii	225	..
" " Hongkong	143	219	219	..
" " Indo China	..	220	220	..
" " Iran	..	221	221	..
" " Iraq	163	223	224	..
" " Italian East Africa	..	213	213	..
" " Italy	151	209	209	..
" " Japan	145	220	221	..

INDEX

	Report Page	TABLES		
		Import Page	Export Page	Miscellaneous Page
Trade with Java	152	221	221	..
" " Kathiawar ports	155-61	327	333	..
" " Kenya Colony	..	211	211	..
" " Maskat Territory and Trucial Oman	..	217	217	..
" " Mauritius	..	213	213	..
" " Netherlands	151	208	209	..
" " New Zealand	..	225	225	..
" " Norway	..	210	210	..
" " Peru	153
" " Portuguese East Africa	..	214	214	..
" " Reunion	..	214	214	..
" " Roumania	..	210	210	..
" " Siam	..	222	222	..
" " Spain	..	210	211	..
" " Straits Settlements	141	222	222	..
" " South America	153
" " Sumatra	..	222	222	..
" " Sweden	..	211	211	..
" " Tanganyika Territory	..	212	2.2	..
" " Turkey in Asia	..	224	224	..
" " Turkey in Europe	211	..
" " Union of South Africa	143	213	213	..
" " United Kingdom	139	203	204	..
" " U. S. S. R.	..	210	210	..
" " United States of America	147	214	215	..
" " Uruguay	154
" " West Indies	216	..
" " Zanzibar and Pemba	..	211	211	..
Trading conditions	26
Travancore	161
Treasure, imports and exports of	171	175,	175,	..
		245-49	245-49	..
Tubes and fittings, wrought	51	183, 210	..	254
Turkey in Asia	..	224	224	..
" " Europe	211	..
Turmeric (<i>Curcuma longa</i>)	124	..	195	..
Twist and yarn (cotton)	33, 92	179, 182,	181, 191,	253, 255,
		227, 228	197, 238	257
Typewriters	57	182
Umbrellas and fittings	..	188	..	254
United Kingdom	139	203	204	..
United States	147	214	215	..
U. S. S. R.	..	210	210	..
Variable yield securities, Index No. of	20
Vegetable products	64
Vehicles	..	179, 184	181, 197	..
Vessels, nationality of	325
" " number and tonnage of—engaged in the foreign	325, 326
" " sea-borne trade
Volume of trade	28
Wagons loaded and gross earnings	30
West Indies	215	..
Wheat (<i>Triticum sativum</i>)	13, 108	..	192, 241	255, 259
" " flour	109	..	192	255
" " prices of	108
" " production of	108
Whisky	72	3

INDEX

	Report Page	TABLES		
		Import Page	Export Page	Miscellaneous Page
Wholesale prices, Indices of	7
" " of certain staple articles	257, 258
Wines	72	185
Wire	52	230
" nails	52	230
Wireless apparatus	78
Wolfram ore	113
Wood, pulp of	69
Wood and timber	..	178, 188	180, 194	..
" sandal	194	..
" teak	120	188	194	250
Wool manufactures	45	179, 195	181, 193,	..
" raw	45, 114	178, 185	180, 193,	256, 268
			197	
Woolen blankets and rugs	46
" carpets and floor rugs	46, 116	185	193	..
" hosiery	46	185
" piece-goods	46	185, 229	..	253
" shawls	46	185	..	253
" yarn and knitting wool	45	185
World economic conditions	1
Yarns (cotton)	33, 92	182, 228	191, 197,	253, 255,
			235	257
" (jute)	..	179	181	..
" (silk)	47	179	181	..
Zanzibar	142	211	211	..
Zinc	55	183, 233

29. Large Industrial Establishments in India, 1933 (17th issue). R4-14 or 8s. (5s.)

QUINQUENNIAL

30. Quinquennial Report on the average yield per acre of principal crops in India for the period ending 1931-32. R1-14 or 3s. 3d. (2s.)
31. Live-stock Statistics, India, 1935. R1 or 1s. 9d. (1s.)
32. Index Numbers of Indian Prices, 1861-1931 (3rd issue). R1-2 or 2s. (5s.) Addenda for 1932, 1933, 1934 and 1935 are available. Price Anna 1 each or 1½d. (1s.)
33. Accounts of the Trade of the Portuguese Possessions in India for the five calendar years 1921-25. (Supplement to Vol. II of the Annual Statement of the Sea-borne Trade of British India.) As. 12 or 1s. 3d. (2s.)
34. Quinquennial Catalogue of the Commercial Library corrected up to 30th April, 1932. R8 or 13s. 6d. First Supplement to the Catalogue brought up to December, 1933. R1-6 or 2s. 3d. Second Supplement brought up to July, 1935. R1-8 or 2s. 6d. Third supplement brought up to July, 1936. R2-8 or 4s. 6d.

PERIODICAL

35. Crop Forecasts. (The due months are in brackets.) (Also published in the *Indian Trade Journal* vide item No. 1.)
- Rice—1st (October), 2nd (December), Final (February). As. 3 or 4d.
- Wheat—1st (January), 2nd (March), 3rd (April), 4th (May), Final (August). As. 3 or 4d.
- Cotton—1st (August), 2nd (October), 3rd (December), Final (February), Supplementary (April). As. 3 or 4d.
- Linseed, Rapo and Mustard (*Winter oilseeds*)—1st (January), 2nd (March), Final (June). As. 4 or 5d.
- Sesamum (*til* or *jinjili*)—1st (September), 2nd (October), Final (January), Supplementary (April). As. 3 or 4d.
- Groundnut—1st (August), 2nd (October), Final (February). As. 2 or 3d.
- Castorseed—February. As. 3 or 4d.
- Sugarcane—1st (August), 2nd (October), Final (February). As. 2 or 3d.

MISCELLANEOUS

36. Cotton Map of India, No. 1.—Showing the different varieties of cotton grown in the different districts and States in India. R1 or 1s. 9d. (1s.) [*All communications relating to the supply of Maps on payment should be addressed to the Officer-in-Charge, Map Record and Issue Office, 13, Wood Street, Calcutta.*]
37. Crop Atlas of India (1925 edition). R3-4 or 5s. 9d. (6s.)
38. Alphabetical Index of the Commodities that enter into the Foreign Sea-borne Trade of British India. R7-8 or 12s. (6s.)
39. Directory of Exporters of Indian produce and manufactures (8th edition). As. 8 or 10d. (3s.)

* SPECIAL SUPPLEMENTS TO THE "Indian Trade Journal".

40. Review of the Sugar Industry of India, 1935-36. Annas 6 or 8d. (Supplement to the issue of 6th May, 1937.)
41. Note on Tobacco. As. 2 or 3d. (1s.) (Supplement to the issue of 24th September, 1931.)
42. Glossary of Raw Cotton Trade Terms. Anna 1 or 1½d. (1s.) (Supplement to the issue of 21st June, 1928.)
43. Glossary of Terms relating to Hand-made Cotton Fabrics. As. 2 or 3d. (1s.) (Supplement to the issue of 3rd July, 1930.)
44. Glossary of Terms relating to Hides, Skins and Leather. As. 8 or 10d. (1s.) (Supplement to the issue of 12th January, 1933.)
45. Glossary of Terms relating to Cotton Manufactures (Mill-made). As. 4 or 5d. (1s.) (Supplement to the issue of 11th July, 1935.)
46. Indian Customs Tariff (13th issue). Reprint of the First and Second Schedules appended to the Indian Tariff Act, XXXII of 1934 (as in operation on 1st January, 1937), showing the rates of Customs duties levied on goods imported into, and exported from, British India, together with the tariff values fixed for certain articles under Government of India, Commerce Department, Notification No. 73-T (6)/36, dated the 12th December, 1936, for the purpose of assessment of Customs duties during the twelve months January to December, 1937. As. 3 or 4d. (2s.) (Supplement to the issue of 17th December, 1936.)
- 40(a). Amendment slip to the Indian Customs Tariff (13th issue). Anna 1 or 1½d. (Supplement to the issue of 3rd June, 1937.)

Publications issued by the Statistical Research Branch of the Department of Commercial Intelligence and Statistics, India.

47. Monthly Survey of Business Conditions in India, June, 1937. R1-10 or 2s. 9d.

[*All communications relating to the free supply of Statistical Research Branch publications should be addressed direct to the Director-General of Commercial Intelligence and Statistics, Statistical Research Branch, Simla or New Delhi (during cold weather).*]

DEPARTMENT OF COMMERCIAL INTELLIGENCE AND STATISTICS, INDIA

REVIEW
OF THE
TRADE OF INDIA
IN
1936-37

*Published by order of the
Governor-General in Council*



DELHI: MANAGER OF PUBLICATIONS
1937

Price Rs. 2-8 or 4s. 6d.