

[Fifty-eighth issue.]

DEPARTMENT OF COMMERCIAL INTELLIGENCE AND STATISTICS, INDIA

---

**REVIEW**  
**OF THE**  
**TRADE OF INDIA**  
**IN**  
**1931-32**

---

*Published by order of the  
Governor-General in Council.*



CALCUTTA: GOVERNMENT OF INDIA  
CENTRAL PUBLICATION BRANCH  
1932

[No. 2375.]

Price Rs. 3 or 5s. 3d.

# Publications of the Department of Commercial Intelligence and Statistics, India

Publications noted below are obtainable from the Government of India Central Publication Branch, 3, Government Place, West, Calcutta (P. O. Box 2078); Local Sale Depot at 8, Hastings Street, Calcutta. In Europe and America:—Secretary to the High Commissioner for India, "India House", Aldwych, London, W.C. 2; and all agents for the sale of Government publications. Remittances should be made either through a bank or by postal or money order and should include forwarding charges, as indicated in brackets after each price.

[All communications regarding subscriptions and advertisements should be made to any of the two aforesaid officers as the case may be.]

## WEEKLY

1. Indian Trade Journal (Estd. 1906)—issued on Thursdays. Annual, half-yearly and quarterly rates of subscription with Supplements and quarterly index:—Indian (including postage) Rs. 15 (without postage R13), R7-8, R3-12 and Foreign (including postage): R19-8, R9-12, R4-14, respectively. Single copies (excluding postage):—current issue As. 4 (1a.); Back numbers, when available, for any number over three months old R1 each (1a.); Foreign (including postage):—6 As. 8 p. and R1-2-6, respectively.

[Orders may be placed, with prepayment, for particular issues of the Journal, e.g., issues containing Crop Forecasts or those having special supplements.]

## MONTHLY

2. Accounts relating to the Sea-borne Trade and Navigation of British India for July 1932. R1-4 or 2s. 3d. (4a.) Yearly subscription R15 without postage and R18 *post free*.
3. Monthly Statistics of Cotton Spinning and Weaving in Indian Mills, April, 1932. As. 2 or 3d. (1a.) Yearly subscription R1-8 without postage and R2-4 *post free*.
4. Indian Customs Revenue for July, 1932. One anna or 1½d. (6p.) Yearly subscription R1-2 *post free*.
5. Joint Stock Companies registered in British India and in the Indian States of Hyderabad, Mysore, Baroda and Travancore, March, 1932. R1-4 or 1s. (1a.)
6. Trade at stations adjacent to Land Frontier Routes, April, 1932. As. 10 or 1s. (1a.)
7. Raw Cotton Trade Statistics (Rail and River), February, 1932. Rs. 1-8 or 2s. 6d. (2a.)
8. Exports of Indian Artware and Sports Goods, November, 1931. As. 10 or 1s. (6p.)
9. Kathiawar Trade Statistics, September, 1931. R1-4 or 1s. 6d. (2a.)

## QUARTERLY

10. Wholesale prices of certain staple articles of trade at selected stations in India during the first week of each quarter in 1931 and the months of April, May and June, 1932. As. 2 or 3d. (6p.)

## ANNUAL

- 1930-31 (57th issue). R2-10 or 4s. 9d. (7a.)
- Trade and Navigation of British India for the calendar year
- Trade of British India with the British Empire and Foreign
- and Tables of Imports and Exports for 1930-31 (65th issue).
- and Tables of Trade and Shipping with each country and at relating to the trade of Aden and of the French Possessions year ending 31st March, 1931 (65th issue). R16-8 or 26s. 6d.
- (a with Statistics, where available, relating to certain Indian (th issue). R3-12 or 6s. 6d. (10a.)
- 30 (40th issue). R1-4 or 2s. (4a.)
- 29 (45th issue). R1-8 or 2s. 6d. (5a.)
- 1930-31 (Provisional). Annas 6 or 8d. (1a.)
- Principal Crops in India. 1930-31 (33rd issue). R1 or 1s. As. 10 or 1s. (2a.)
- Rs. 2 or 3s. 6d. (2a.)
- or 3d. (1a.) (Supplement to the *Indian Trade Journal*,
- ne). As. 5 or 6d. (1a.)
- nes of owners and particulars of marks allotted to them India and certain Indian States for the season 1931-32
- and in the Indian States of Hyderabad, Mysore, Baroda, 29 (16th issue). R3 or 5s. 3d. (6a.)
- dia, 1929 (16th issue). R1-6 or 2s. 3d. (3a.)
- operative Movement in India during the year 1929-30

**Government of India Publications are obtainable from the Government of India  
Central Publication Branch, 3, Government Place, West, Calcutta,  
and from the following Agents :—**

**EUROPE.**

OFFICE OF THE HIGH COMMISSIONER FOR INDIA, India House, Aldwych, LONDON, W. C. 2.  
And at all Booksellers.

**INDIA AND CEYLON : Provincial Book Depôts.**

**MADRAS** :—Superintendent, Government Press, Mount Road, Madras.  
**BOMBAY** :—Superintendent, Government Printing and Stationery, Queen's Road, Bombay.  
**SIND** :—Library attached to the Office of the Commissioner in Sind, Karachi.  
**BENGAL** :—Bengal Secretariat Book Depot, Writers' Buildings, Room No. 1, Ground Floor, Calcutta.  
**UNITED PROVINCES OF AGRA AND OUDH** :—Superintendent of Government Press, United Provinces of Agra and Oudh, Allahabad.  
**PUNJAB** :—Superintendent, Government Printing, Punjab, Lahore.  
**BURMA** :—Superintendent, Government Printing, Burma, Rangoon.  
**CENTRAL PROVINCES AND BERAR** :—Superintendent, Government Printing, Central Provinces, Nagpur.  
**ASSAM** :—Superintendent, Assam Secretariat Press, Shillong.  
**BIHAR AND ORISSA** :—Superintendent, Government Printing, Bihar and Orissa, P. O. Gulzarbagh, Patna.  
**NORTH-WEST FRONTIER PROVINCES** :—Manager, Government Printing and Stationery, Peshawar.

Thacker, Spink & Co., Ltd., Calcutta and Simla.  
W. Newman & Co., Ltd., Calcutta.  
S. K. Lahiri & Co., Calcutta.  
The Indian School Supply Depot, 309, Bow Bazar Street, Calcutta.  
Butterworth & Co. (India), Ltd., Calcutta.  
M. C. Barua & Sons, 15, College Square, Calcutta.  
Standard Literature Company, Limited, Calcutta.  
Association Press, Calcutta.  
Chatterjee, Chatterjee & Co., Ltd., 18, College Square, Calcutta.  
The Book Company, Calcutta.  
James Murray & Co., 19, Government Place, Calcutta.  
(For Meteorological Publications only.)  
Ray Chaudhury & Co., 68-5, Ashutosh Mukherji Road, Calcutta.  
Scientific Publishing Co., 9, Taltola Lane, Calcutta.  
Chatterjee & Co., 8-1, Becharam Chatterjee Lane, Calcutta.  
Standard Law Book Society, 5, Hastings Street, Calcutta.  
The Hindu Library, 3, Nandalal Mullick Lane, Calcutta.  
Kamaia Book Depot, Ltd., 15, College Square, Calcutta.  
The Pioneer Book Supply Co., 20, Shib Narain Das Lane, Calcutta.  
P. O. Sarkar & Co., 2, Shama Charan De Street, Calcutta.  
\*Bengal Flying Club, Dum Dum Cantt.  
Kali Charan & Co., Municipal Market, Calcutta.  
N. M. Roy Chowdhury & Co., 11, College Square, Calcutta.  
Grantha Mandir, Cuttack.  
B. C. Basak, Esq., Proprietor, Albert Bazar, Dacca.  
Higginbothams, Madras.  
Bochouse and Sons, Madras.  
G. A. Nateson & Co., Publishers, George Town, Madras.  
P. Varadachary & Co., Madras.  
City Book Co., Madras.  
Law Publishing Co., Mylapore, Madras.  
The Booklover's Record, Talkad, Trivandrum, South India.  
H. M. Gopalakrishna Kone, Padumandapam, Madras.  
Central Book Depot, Madras.  
Vijapur & Co., Vizagapatam.  
Thacker & Co., Ltd., Bombay.  
D. B. Taraporevala, Sons & Co., Bombay.  
Ram Chandra Govind & Sons, Kalbadevi Road, Bombay.  
N. M. Tripathi & Co., Booksellers, Princess Street, Kalbadevi Road, Bombay.  
New and Secondhand Bookshop, Kalbadevi Road, Bombay.  
J. M. Pandia & Co., Bombay.  
A. H. Wheeler & Co., Allahabad, Calcutta, and Bombay.  
Bombay Book Depot, Glysion, Bombay.  
Bennett, Coleman & Co., Ltd., The Times of India Press, Bombay.  
The Popular Book Depot, Bombay.  
Lawrence & Mayo, Ltd., Bombay.  
The Manager, Oriental Book Supplying Agency, 15, Shukrawar, Poona City.  
Rama Krishna Bros., Opposite Blahrambag, Poona City.  
S. P. Bookstall, 21, Budhwar, Poona.  
The International Book Service, Poona 4.  
Mangaldas & Sons, Booksellers and Publishers, Bhags Talso, Surat.  
The Standard Book and Stationery Co., 32-33, Arbab Road, Peshawar.  
The Students Own Book Depot, Dharwar.  
Shri Shankar Karnataka Pustaka Bhandara, Malamuddi, Dharwar.  
The English Book Depot, Ferozapore.

Frontier Book & Stationery Co., Rawalpindi.  
\*Hosenbhoj Karimji and Sons, Karachi.  
The English Bookstall, Karachi.  
Rose & Co., Karachi.  
Keale & Co., Karachi.  
Ram Chander & Sons, Ambala, Kasauli.  
The Standard Bookstall, Quetta and Lahore.  
U. P. Malhotra & Co., Quetta.  
J. Ray & Sons, 48, K. & L., Edwardes Road, Rawalpindi, Murree and Lahore.  
The Standard Book Depot, Lahore, Nainital, Mussoorie, Dalhousie, Ambala Cantonment and Delhi.  
The North India Christian Tract and Book Society, 18, Clive Road, Allahabad.  
Ram Narain Lal, Katra, Allahabad.  
"The Leader", Allahabad.  
The Indian Army Book Depot, Dayalbagh, Agra.  
The English Book Depot, Taj Road, Agra.  
Gaya Prasad & Sons, Agra.  
Narain & Co., Meston Road, Cawnpore.  
The Indian Army Book Depot, Jullundur City, Daryaganj, Delhi.  
Manager, Newal Kishore Press, Lucknow.  
The Upper India Publishing House, Ltd., Literature Palace, Ammuddaula Park, Lucknow.  
Rai Sahib M. Guinab Singh & Sons, Maufid-i-Am Press, Lahore and Allahabad.  
Rama Krishna & Sons, Booksellers, Anarkali, Lahore.  
Students Popular Depot, Anarkali, Lahore.  
The Proprietor, Punjab Sanskrit Book Depot, Saldimitha Street, Lahore.  
The Insurance Publicity Co., Ltd., Lahore.  
The Punjab Religious Book Society, Lahore.  
The Commercial Book Co., Lahore.  
The University Book Agency, Kachari Road, Lahore.  
Manager of the Imperial Book Depot, 63, Chandni Chowk Street, Delhi.  
J. M. Jaina & Bros., Delhi.  
Fono Book Agency, New Delhi and Simla.  
Oxford Book and Stationery Company, Delhi, Lahore, Simla, Meerut and Calcutta.  
Mohani Lal Dossabhai Shah, Rajkot.  
Suptd., American Baptist Mission Press, Rangoon.  
Burma Book Club, Ltd., Rangoon.  
S. C. Talukdar, Proprietor, Students & Co., Cooch Behar.  
The Manager, The Indian Book Shop, Benares City.  
Nandkishore & Bros., Chowk, Benares City.  
The Srivilliputtur Co-operative Trading Union, Ltd., Srivilliputtur (S. I. S.).  
Raghunath Prasad & Sons, Patna City.  
The Students' Emporium, Patna.  
K. L. Mathur & Bros., Gursi, Patna City.  
Kamaia Book Stores, Bankipore, Patna.  
G. Banerjee and Bros., Ranchi.  
M. C. Kothari, Raipur, Road, Baroda.  
B. Parikh & Co., Baroda.  
The Hyderabad Book Depot, Chaderghat, Hyderabad (Deccan).  
S. Krishnarwanmy & Co., Teppakulam P. O., Trichinopoly Fort.  
Standard Book & Map Agency, Booksellers and Publishers, Ballygunge.  
Karnataka Publishing House, Bangalore City.  
Bhoema Sons, Fort, Bangalore City.  
Superintendent, Bangalore Press, Lake View, Mysore Road, Bangalore City.

**AGENT IN PALESTINE** :—Steinmatzky, Jerusalem.  
\* Agents for publications on aviation only.

# CONTENTS.

## Part I—Report.

CHARTS ILLUSTRATING—	PAGE.
1. Foreign Sea-borne Trade of India—	
(a) during the ten years ending 1931-32 as compared with averages of the pre-war, war and post-war periods . . . . .	v
(b) during the sixty-five years 1864-69 to 1924-29 . . . . .	vi
2. Variations in the values of principal articles in the Import and Export Trade of British India during the last ten years as compared with averages of the pre-war, war and post-war periods . . . . .	vii—viii
3. Import and Export Trade of British India (private merchandise only) and excess of exports over imports . . . . .	ix
4. Variations in the trade of British India with principal countries during the last ten years as compared with averages of the pre-war, war and post-war periods . . . . .	x—xii
5. Monthly fluctuations in the net imports or net exports of gold, silver and treasure (on private account) during 1930-31 and 1931-32 . . . . .	xiii
6. Price per tola of English bar gold in Bombay, of silver in London per standard ounce and the telegraphic transfer rate in Calcutta on London at or about the end of each month during 1930-31 and 1931-32 . . . . .	xiv
7. Variations in the shares of principal articles in the Import and Export Trade of British India during the last ten years as compared with averages of the pre-war, war and post-war periods . . . . .	xv—xvi
8. Variations in the shares of principal countries in the Import and Export Trade of British India during the last ten years as compared with averages of the pre-war, war and post-war periods . . . . .	xvii—xviii
9. Prices of certain staple articles in India, the index numbers of prices of cloth in Manchester, and Bank and T. T. rates during the year 1931-32 . . . . .	xix—xxv
<b>CHAPTER I.—General remarks . . . . .</b>	<b>1—21</b>
<b>CHAPTER II.—Imports of Merchandise . . . . .</b>	<b>22—79</b>
Cotton manufactures . . . . .	23
Artificial silk . . . . .	43
Silk, raw and manufactured . . . . .	44
Wool, raw and manufactured . . . . .	45
Iron and steel . . . . .	46
Other metals . . . . .	51
Machinery and millwork . . . . .	52
Motor vehicles . . . . .	55
Hardware . . . . .	59
Mineral oils . . . . .	60
Sugar . . . . .	62
Provisions . . . . .	67
Chemicals . . . . .	68
Drugs and medicines . . . . .	69
Paper and pasteboard . . . . .	70
Liquors . . . . .	71
Salt . . . . .	73
Other articles . . . . .	74

	PAGE.
<b>CHAPTER III.—Exports of Merchandise</b>	80—132
Jute and jute manufactures	80
Cotton	86
Cotton manufactures	94
Food-grains and flour	98
Tea	109
Oilseeds	115
Hides and skins	117
Raw wool	119
Lac	121
Oils	122
Other articles	123
Postal articles not specified	131
Re-exports of foreign merchandise	132
Government Stores—Imports, Exports and Re-exports	132
<b>CHAPTER IV.—The Direction of Overseas Trade</b>	133—154
<b>CHAPTER V.—Frontier and Indo-Burma Trade</b>	155—167
I. Frontier Trade	155
II. Coasting Trade between Burma and other provinces	157
<b>CHAPTER VI.—Balance of Trade and Movements of Treasure</b>	158—163
I. Balance of Trade	158
II. Movements of Treasure	161

## CONTENTS—continued.

## Part II—Tables.

No.	Page.
1. Total foreign sea-borne trade during 1930-31 and 1931-32 with pre-war, war and post-war averages . . . . .	165
2. Total Merchandise and Treasure, and Gold separately during the last five years with quinquennial averages for the past sixty-five years . . . . .	166
3. Monthly sea-borne trade (private merchandise) imports and exports (including re-exports) during the last two years with the pre-war, war and post-war averages and excess of exports over imports . . . . .	167
4. Imports of private merchandise according to five main classes . . . . .	168
5. Exports of private merchandise according to five main classes . . . . .	170
6. Quantity and value of principal articles of imports . . . . .	172
7. Quantity and value of principal articles of exports . . . . .	181
8. Quantity and value of principal articles of re-exports . . . . .	187
9. Trade with the British Empire and Foreign Countries in merchandise only . . . . .	189
10. Percentage share of the principal countries in the total trade in merchandise only . . . . .	191
11. Trade of certain principal countries and British India . . . . .	192
12. Trade with principal countries distinguishing principal articles . . . . .	193
13. Imports of cotton piecegoods . . . . .	215
13-A. Production, imports, mill and other consumption, exports and re-exports of raw cotton . . . . .	216
14. Production in the Indian mills of cotton piecegoods . . . . .	217
15-A. Imports of cotton twist and yarn . . . . .	217
15-B. " " " " " " by counts . . . . .	217
15-C. " " " " " " from the principal supplying countries . . . . .	218
16. Production in the Indian mills of cotton twist and yarn by counts . . . . .	219
17. Imports of raw silk, silk yarn and silk piecegoods . . . . .	219
18. " " woollen piecegoods . . . . .	219
19. Imports and declared value of iron and steel . . . . .	220
20. " " of iron and steel by principal countries . . . . .	221
21. " " Machinery and millwork . . . . .	221
22. " " Motor cars, motor cycles and accessories . . . . .	221
23. " " Hardware excluding cutlery . . . . .	222
24. " " Metals excluding iron and steel . . . . .	223
25. " " Sugar excluding molasses and confectionery . . . . .	224
26. " " Mineral oil . . . . .	224
27. " " Cement . . . . .	224
28. Exports of raw jute . . . . .	225
29. Production, mill consumption and exports of raw jute . . . . .	225
30-A. Exports of Jute gunny bags and cloth . . . . .	225
30-B. " " Jute bags and cloth to principal countries . . . . .	227
31. Exports of raw cotton . . . . .	227
32-A. Exports of cotton twist and yarn . . . . .	228
32-B. Exports of cotton twist and yarn by counts . . . . .	228
33. Exports of Indian grey and coloured cotton piecegoods . . . . .	228
34. " " Indian tea . . . . .	229
35-A. Exports of seeds . . . . .	229
35-B. Shares of principal countries in the total value of exports of seeds . . . . .	230

No.	PAGE
36. Exports of Rice not in the husk . . . . .	231
37. " " Wheat . . . . .	231
38. " " Lac . . . . .	232
39. " " Indigo . . . . .	232
40. " " Opium . . . . .	233
41. " " Hides and skins . . . . .	233
42. " " Manganese ore . . . . .	234
43. Percentage of exports of certain principal crops to total production . . . . .	234
44. Imports and Exports of Gold, Silver and Currency Notes . . . . .	235
45. Monthly net imports of Gold, Silver and Currency Notes during 1931-32 . . . . .	240
46. Absorption of Gold in India . . . . .	241
47. Balance of Trade of India . . . . .	242
48. Declared value per unit of principal imported articles . . . . .	243
49. " " " " " " " " exported " " " " " " " " . . . . .	245
50. Wholesale prices in India . . . . .	247
51. Prices of cotton, raw and index numbers of cotton, raw and cloth in Liverpool . . . . .	249
52. Maritime freights . . . . .	250
53. Indian sea and land customs revenue (excluding salt revenue) . . . . .	251
54. Customs tariff—rates of duty . . . . .	254
55. Share of each province in the total entries and clearances of vessels . . . . .	270
56. Number and tonnage of vessels engaged in the foreign sea-borne trade . . . . .	271
57. Rail-borne trade at stations adjacent to land frontier routes during the official years 1929-30, 1930-31 and 1931-32 . . . . .	273
58. Trade at stations on the important land frontier routes of Burma during the official years 1929-30, 1930-31 and 1931-32 . . . . .	278
59. Chief imports into Burma from India . . . . .	279
60. Chief exports from Burma to India . . . . .	280
61. Tables illustrating competition experienced by Indian products in certain foreign markets . . . . .	281
Imports of Linseed . . . . .	281
" " Rapeseed . . . . .	281
" " Sesamum seed . . . . .	282
" " Groundnut . . . . .	282
" " Tea . . . . .	283

**CHART 1.**

**Foreign Sea-borne Trade of British India.**

(a) During the last ten years as compared with averages of the pre-war, war and post-war periods.

(Private and Government)

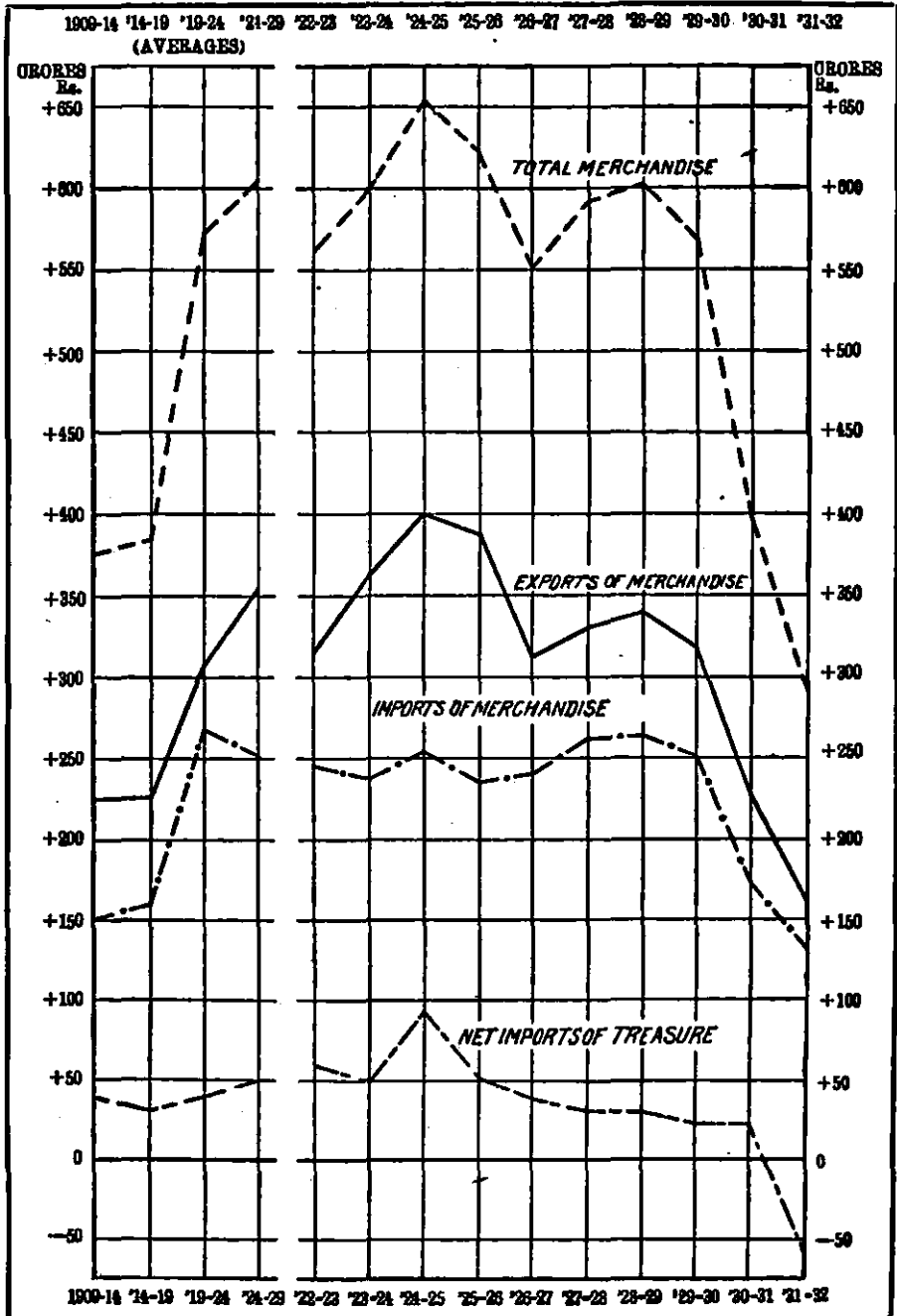




CHART 1.

Foreign Sea-borne Trade of British India.

(b) During the sixty-five years (1864-69 to 1924-29). Quinquennial Averages.  
(Private and Government)

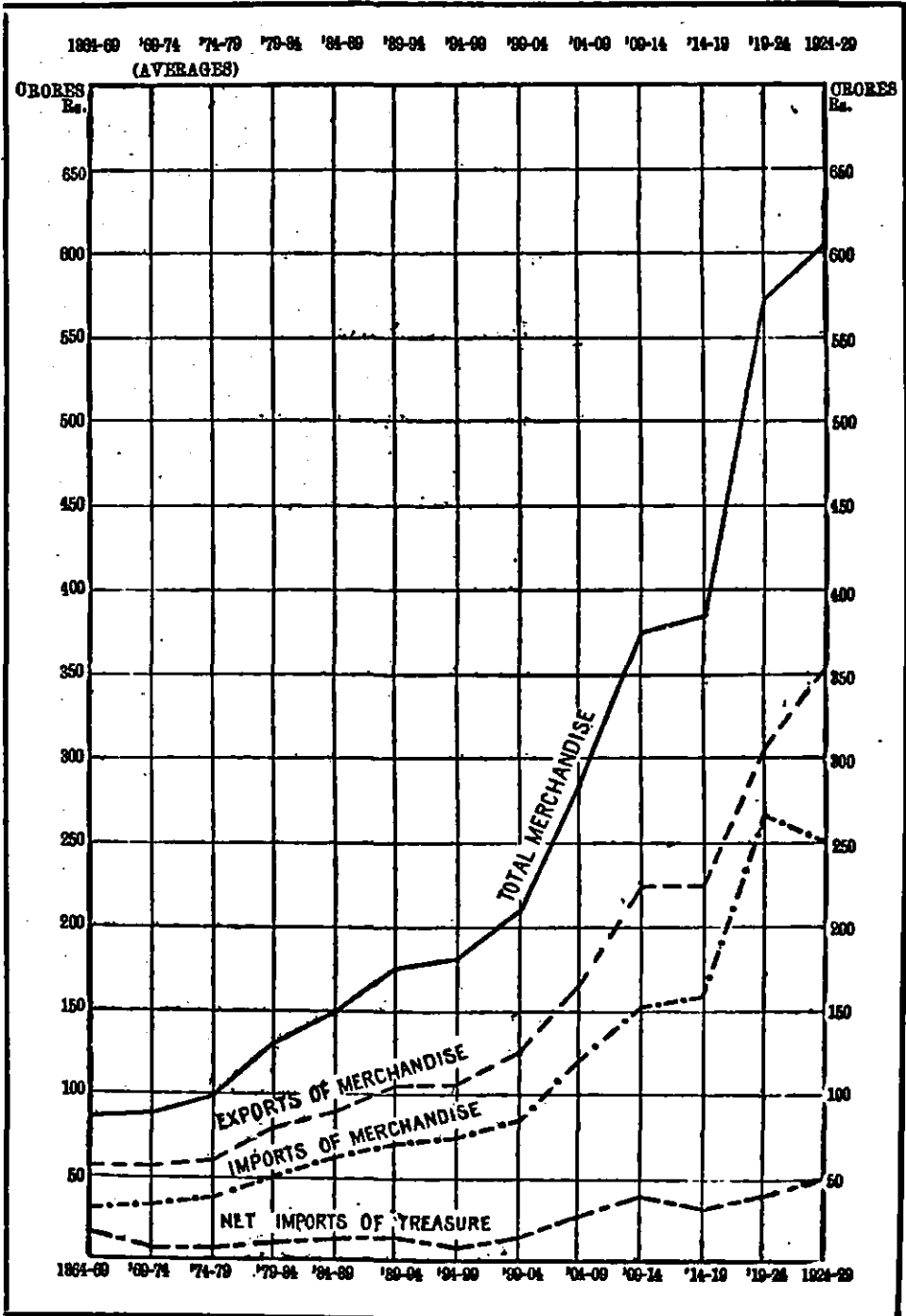


CHART 2.

(a) Variations in the values of principal articles in the import trade of British India during the last ten years as compared with averages of the pre-war, war and post-war periods.

IMPORTS

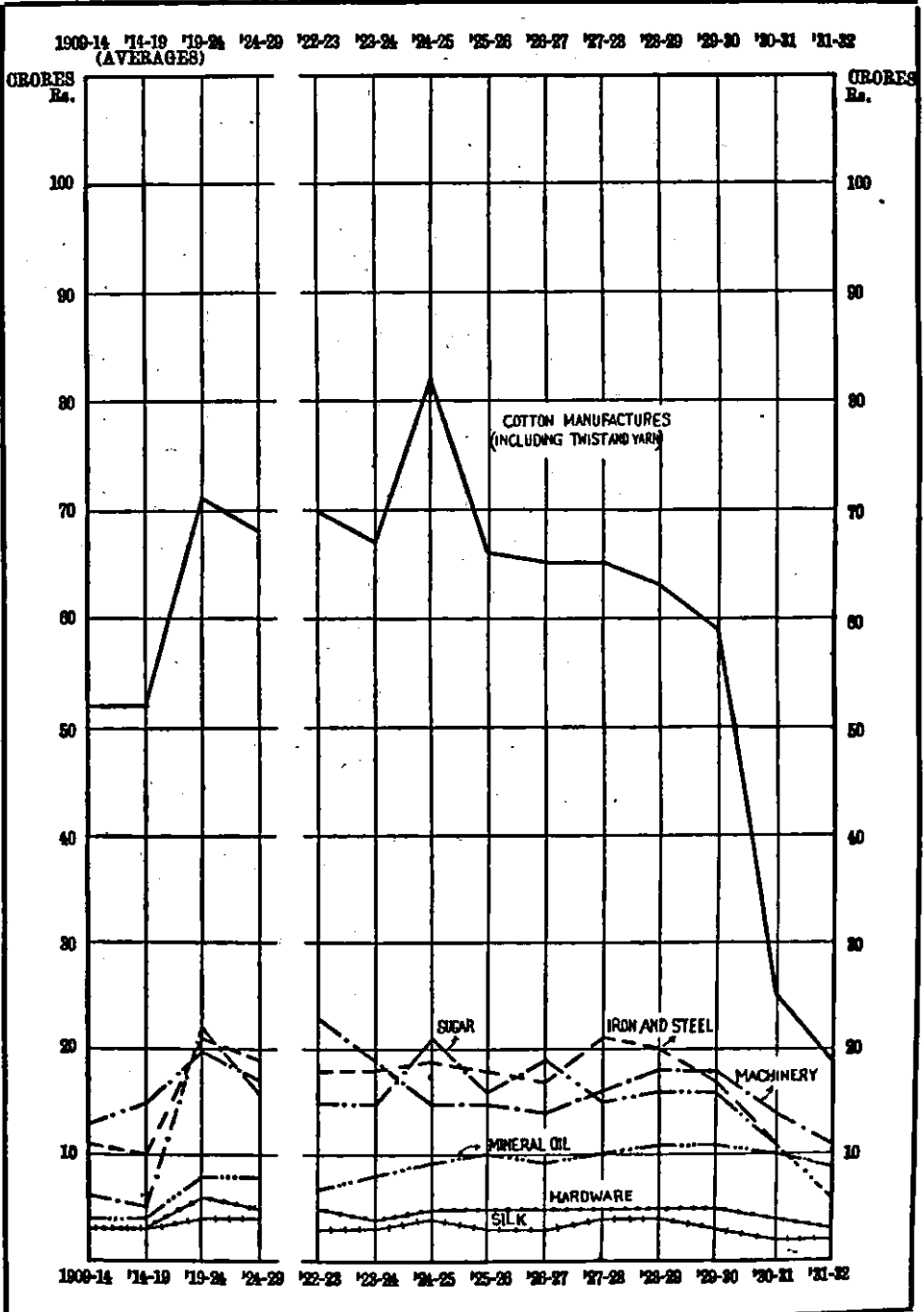


CHART 2.

(b) Variations in the values of principal articles in the export trade of British India during the last ten years as compared with averages of the pre-war, war and post-war periods.

EXPORTS

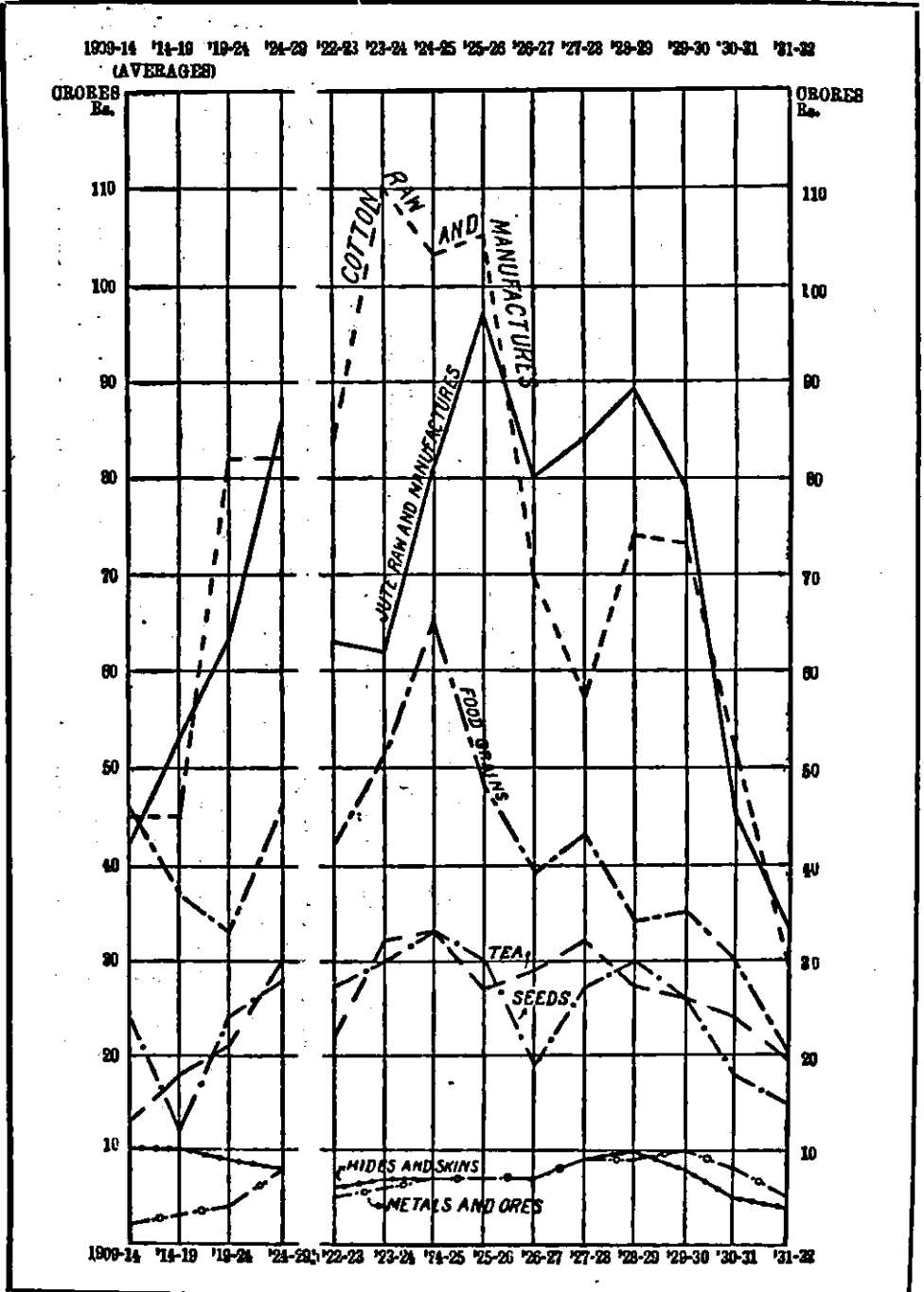


CHART 3.

Import and Export trade of British India (Private Merchandise only) and Excess of Exports over Imports.

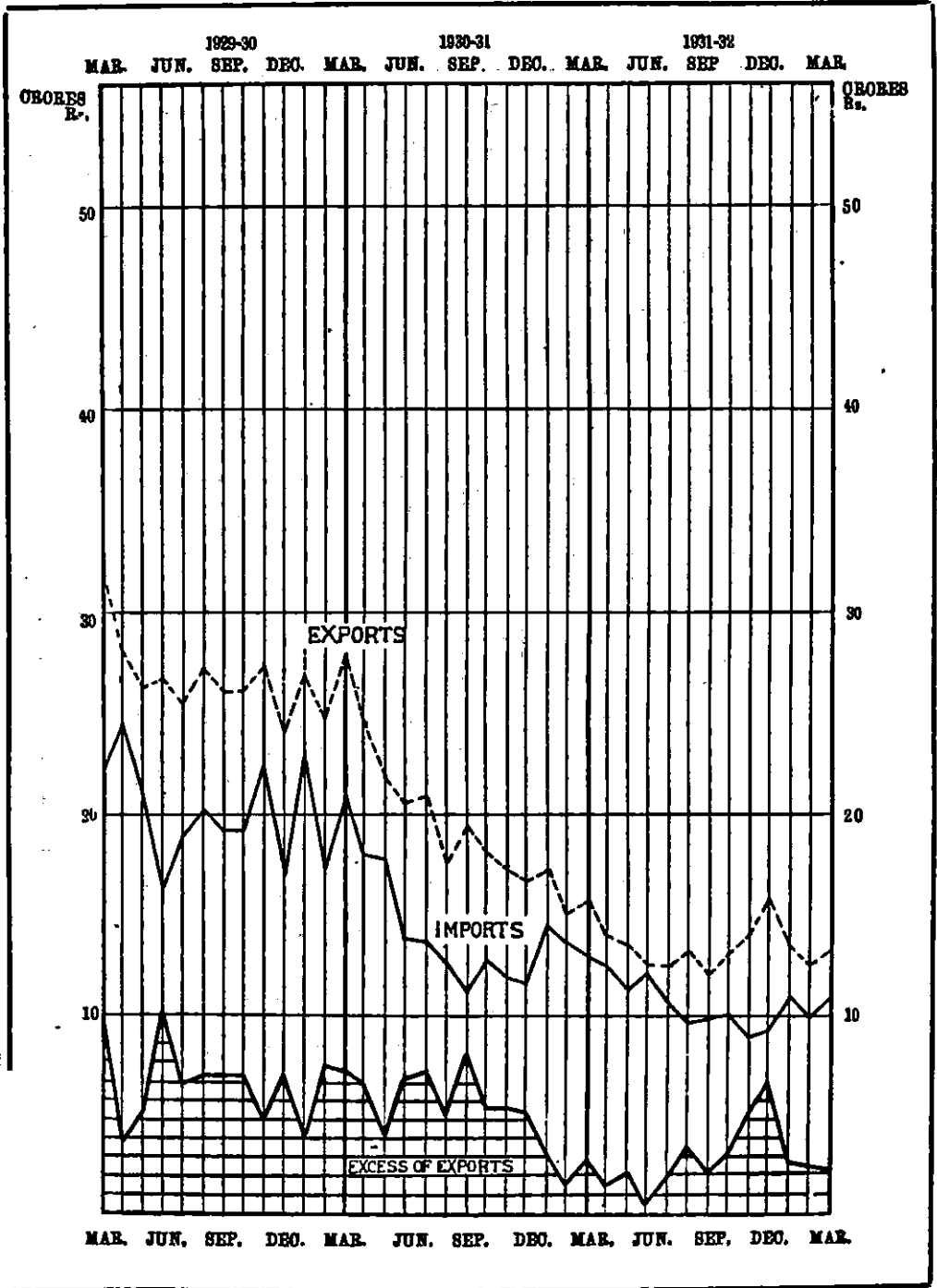


CHART 4.

(a) Variations in the Trade of British India with principal countries during the last ten years as compared with averages of the pre-war, war and post-war periods.

IMPORTS (D)

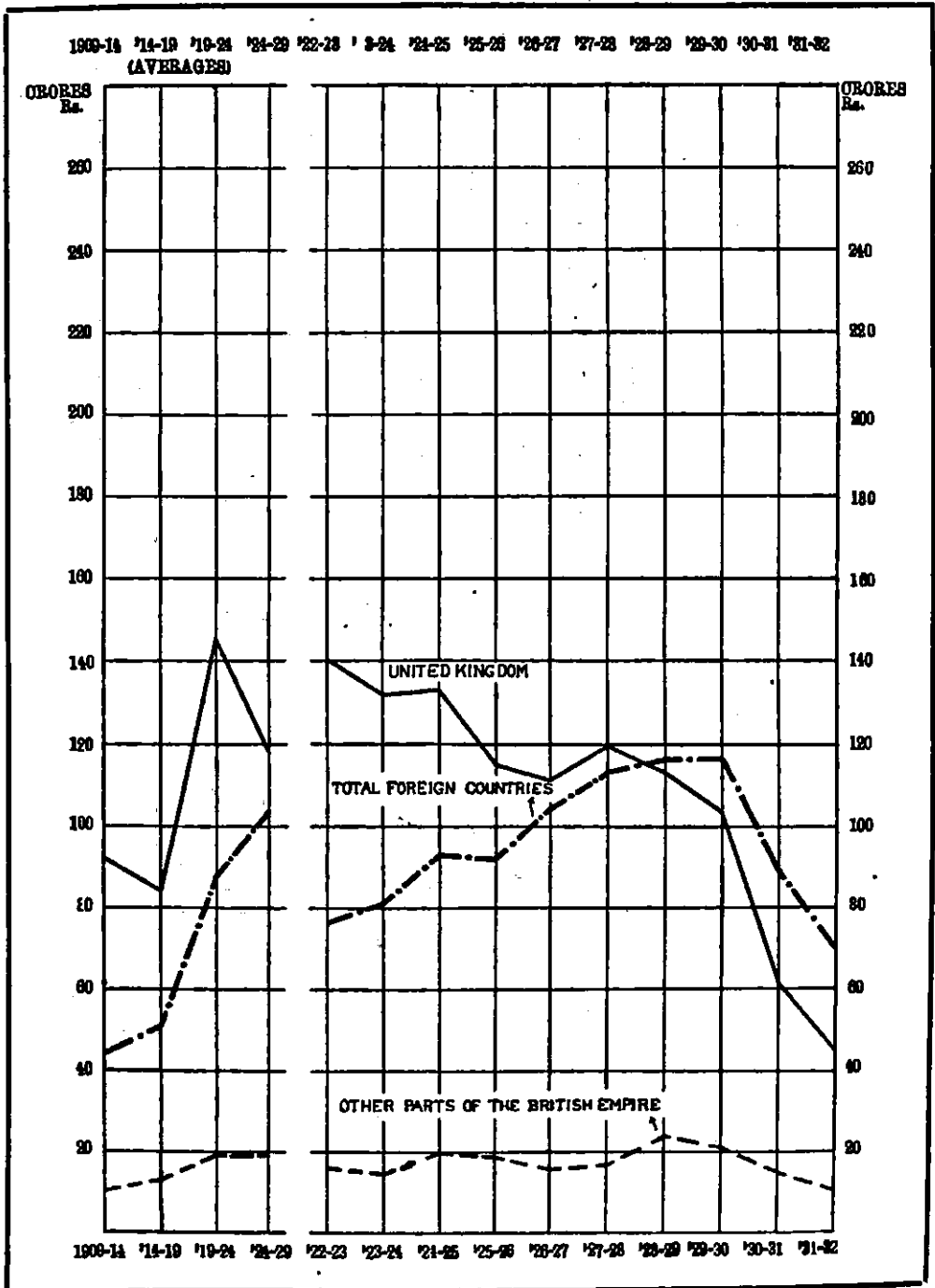


CHART 4.

(a) Variations in the Trade of British India with principal countries during the last ten years as compared with averages of the pre-war, war and post-war periods.

IMPORTS (II)

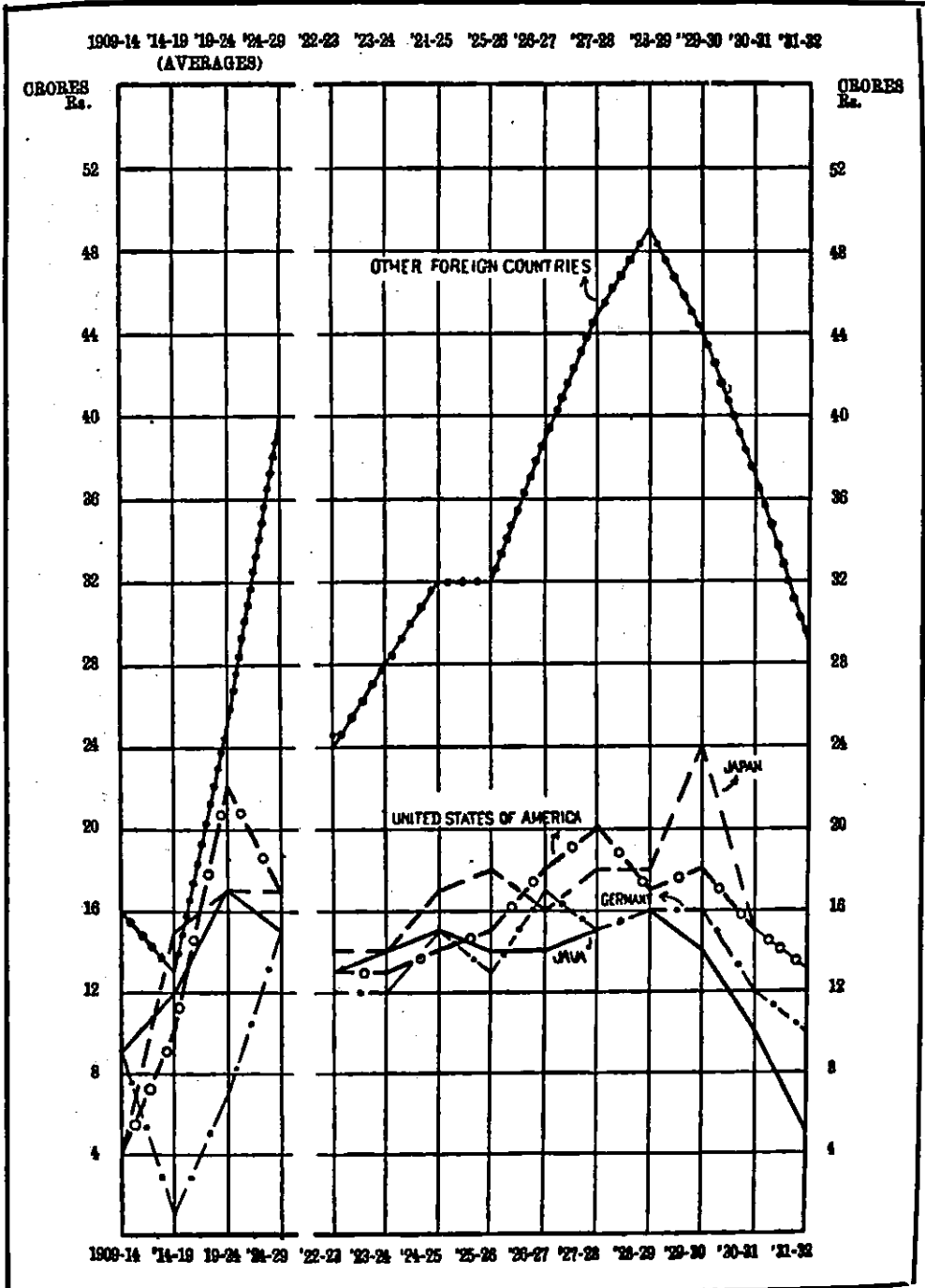


CHART 4.

(b) Variations in the Trade of British India with principal countries during the last ten years as compared with averages of the pre-war, war and post-war periods.

EXPORTS

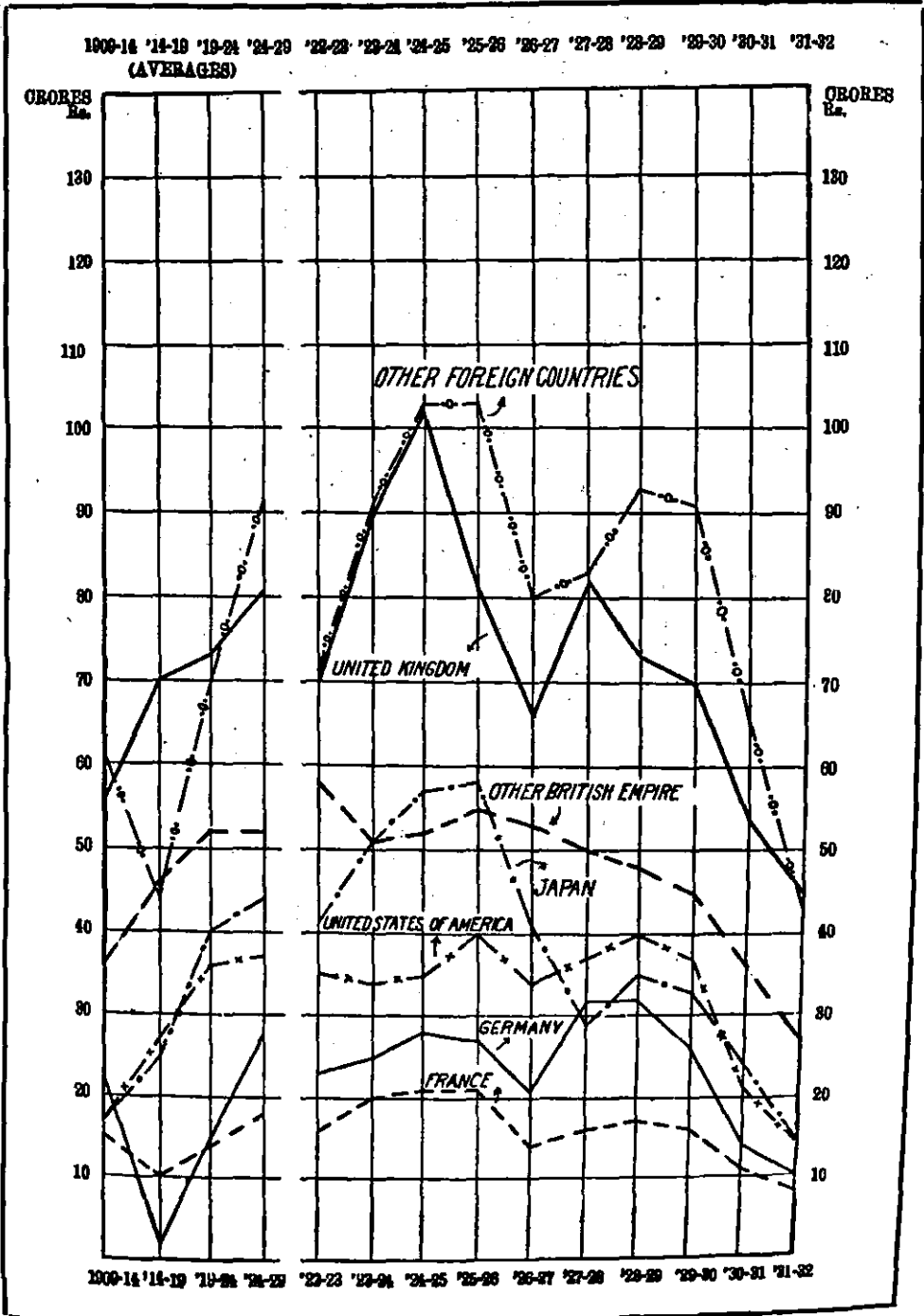


CHART 4.

(b) Variations in the Trade of British India with principal countries during the last ten years as compared with averages of the pre-war, war and post-war periods.

EXPORTS

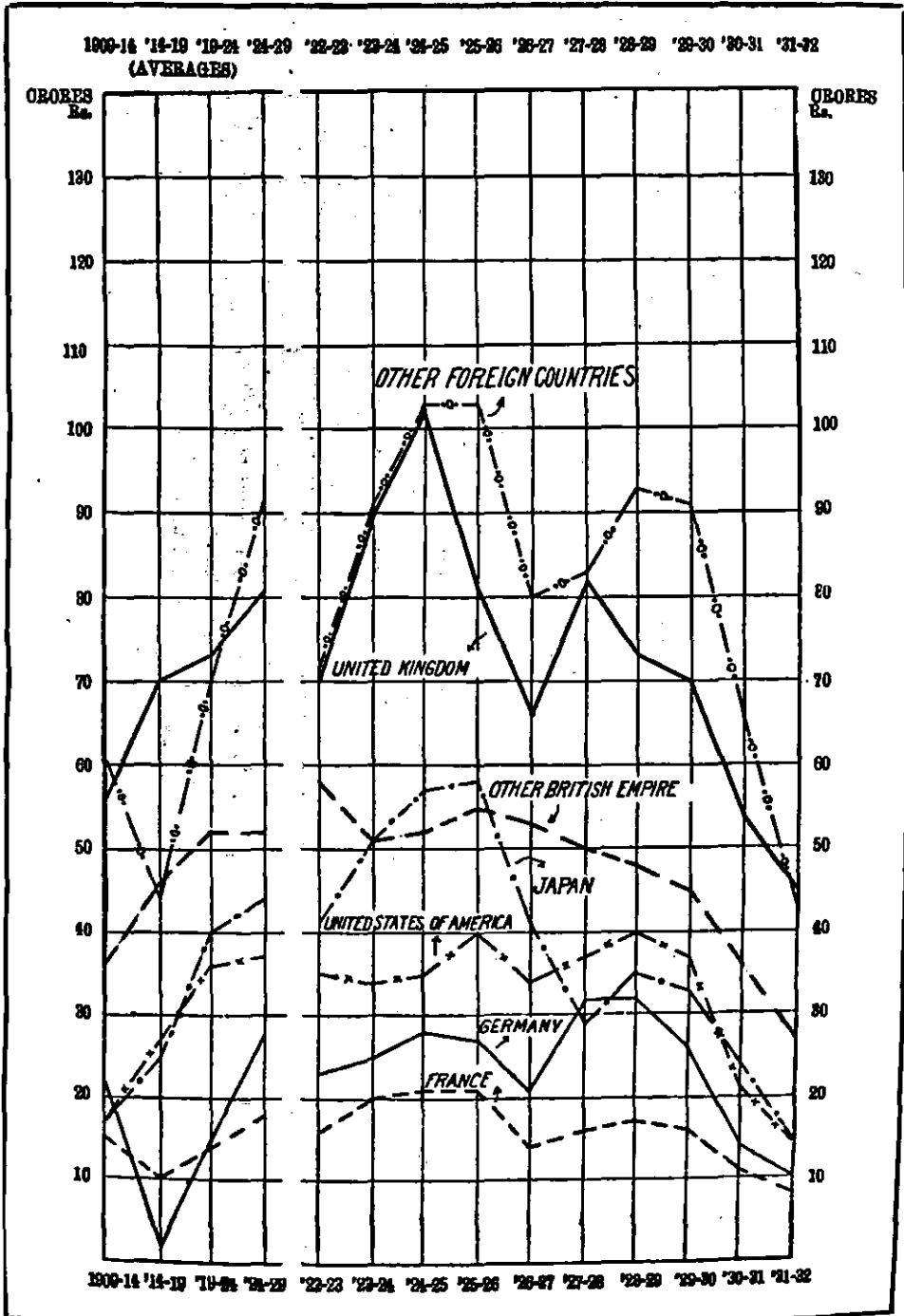




CHART 5.

Monthly fluctuations in the net imports or net exports of Gold, Silver and Treasure (on private account) during 1930-31 and 1931-32.

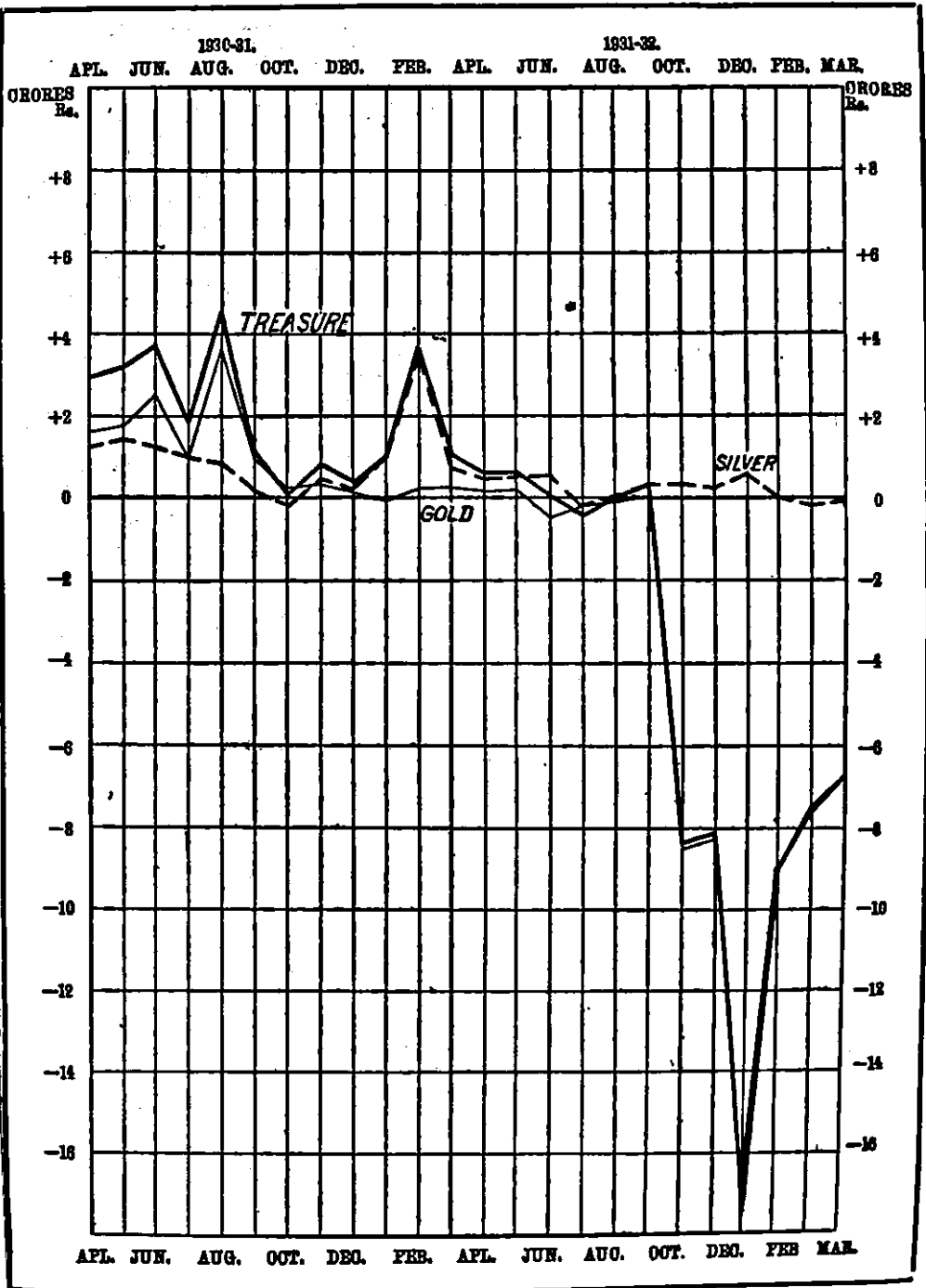


CHART 6.

Price per tola of English bar gold in Bombay, price of silver in London per standard ounce and the telegraphic transfer rate in Calcutta on London at or about the end of each month during the years 1930-31 and 1931-32.

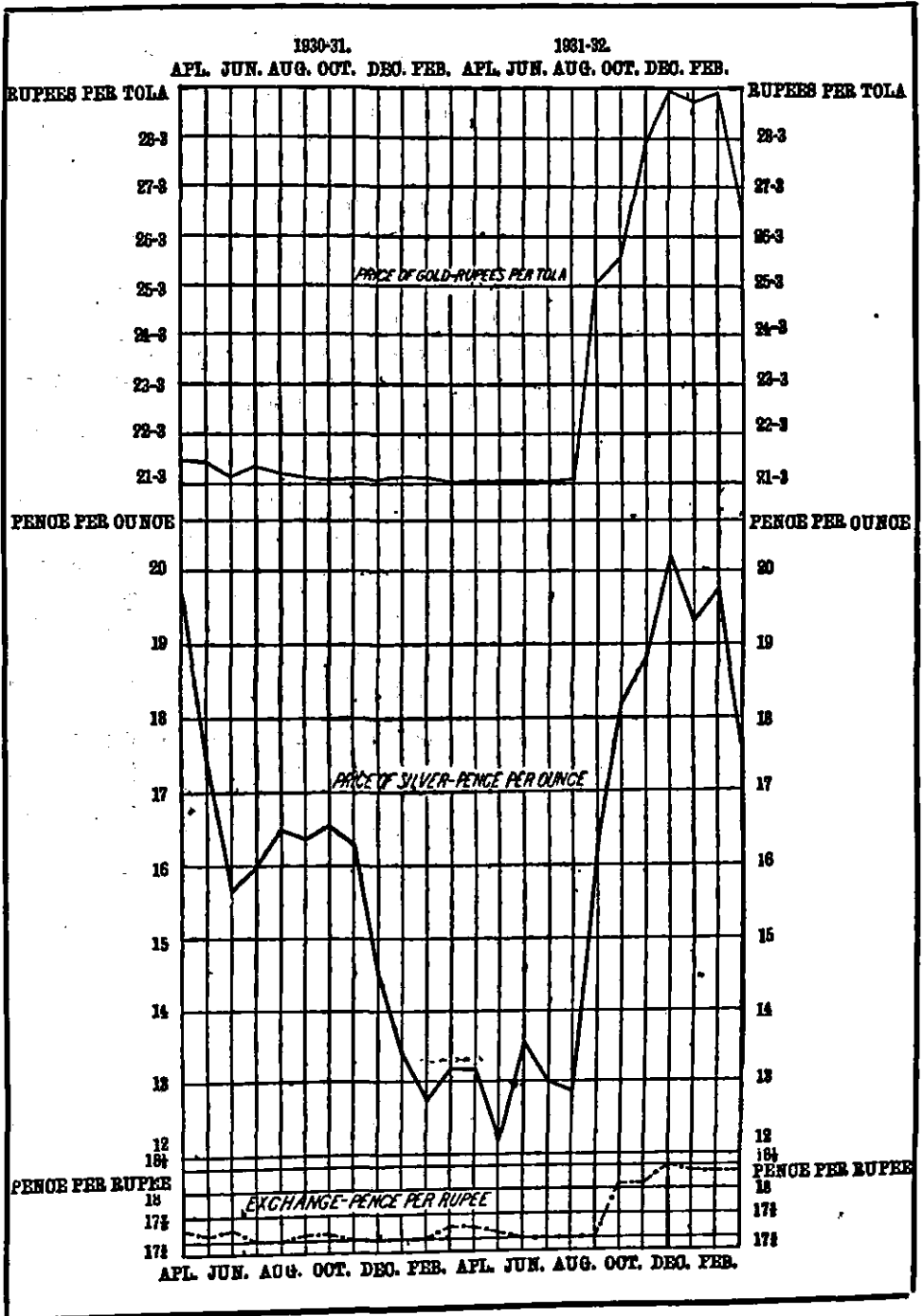


CHART 7.

(a) Variations in the shares of the principal articles in the import trade of British India during the last ten years as compared with averages of the pre-war, war and post-war periods.

IMPORTS

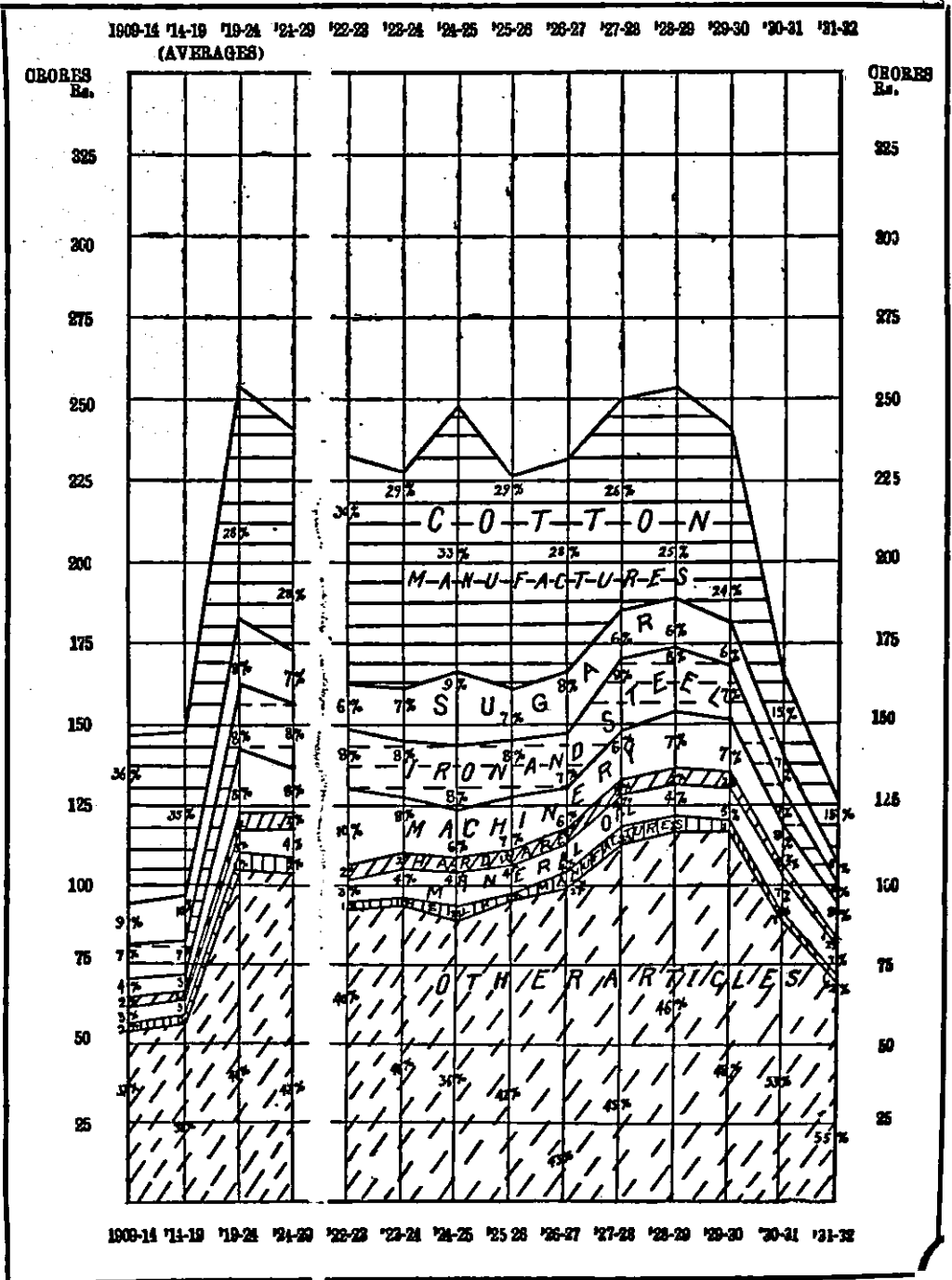


CHART 7.

(b) Variations in the shares of the principal articles in the export trade of British India during the last ten years as compared with averages of the pre-war, war and post-war periods.

EXPORTS

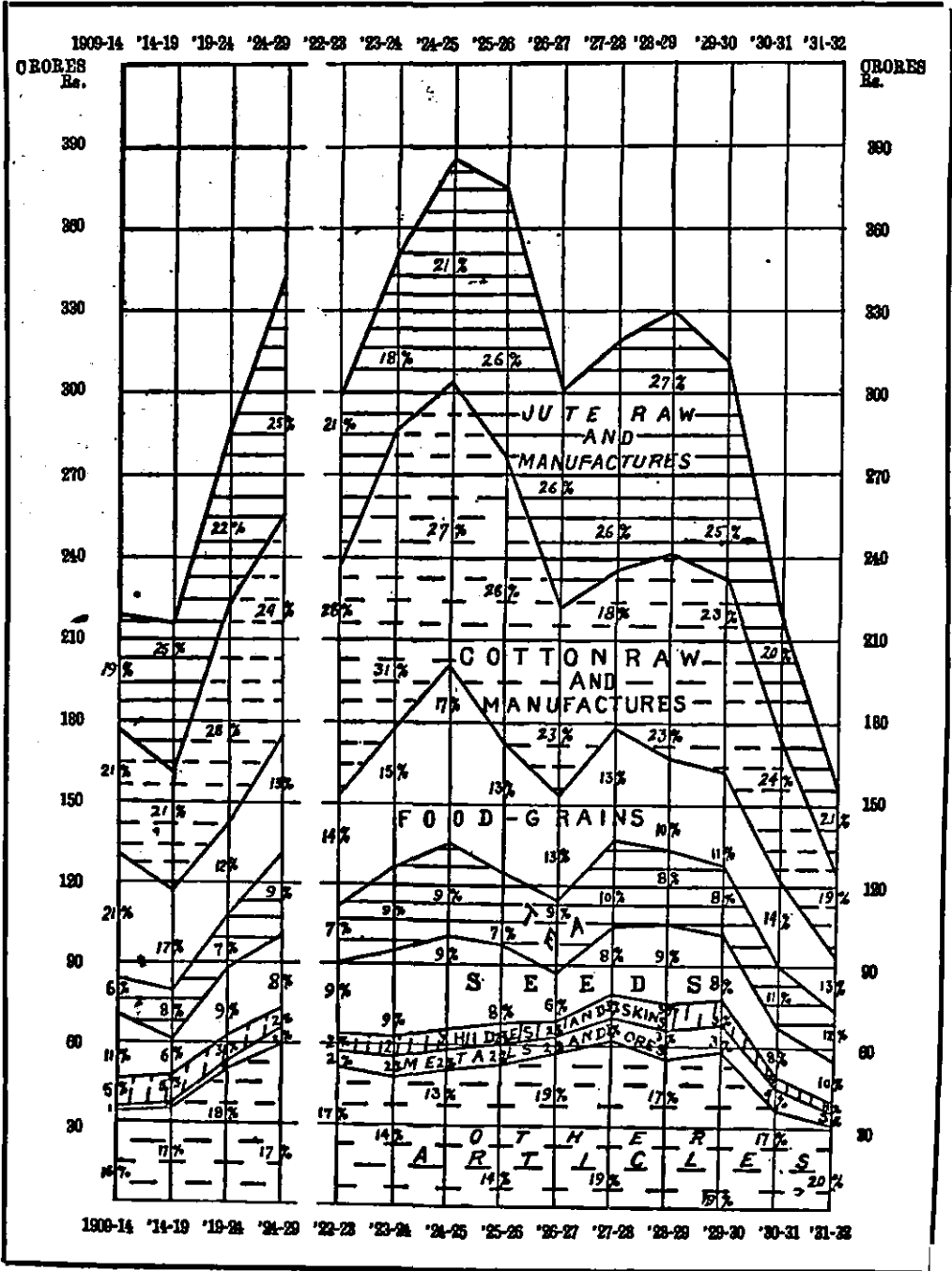


CHART 8.

(a) Variations in the shares of the principal countries in the import trade of British India during the last ten years as compared with averages of the pre-war, war and post-war periods.

IMPORTS

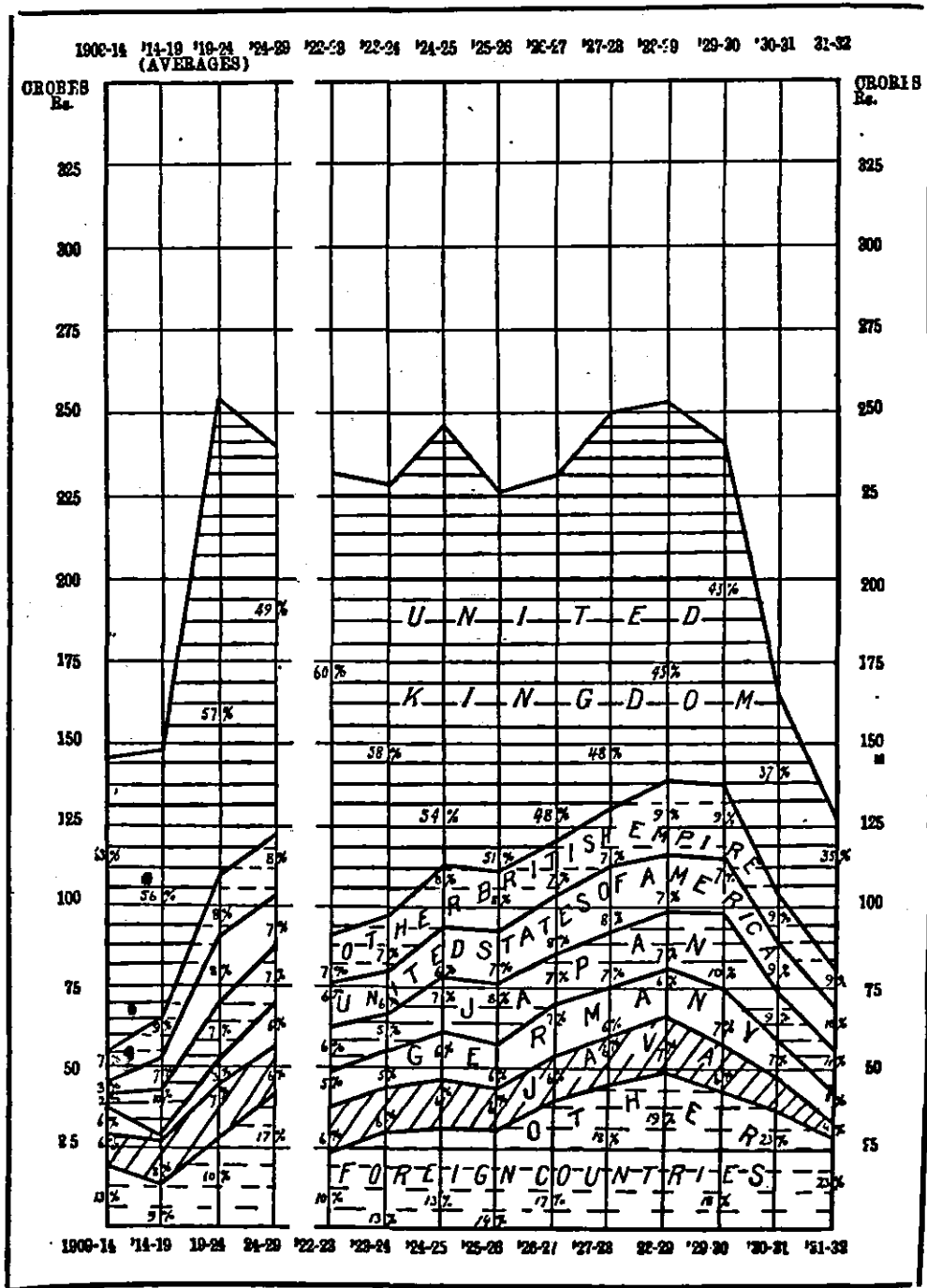
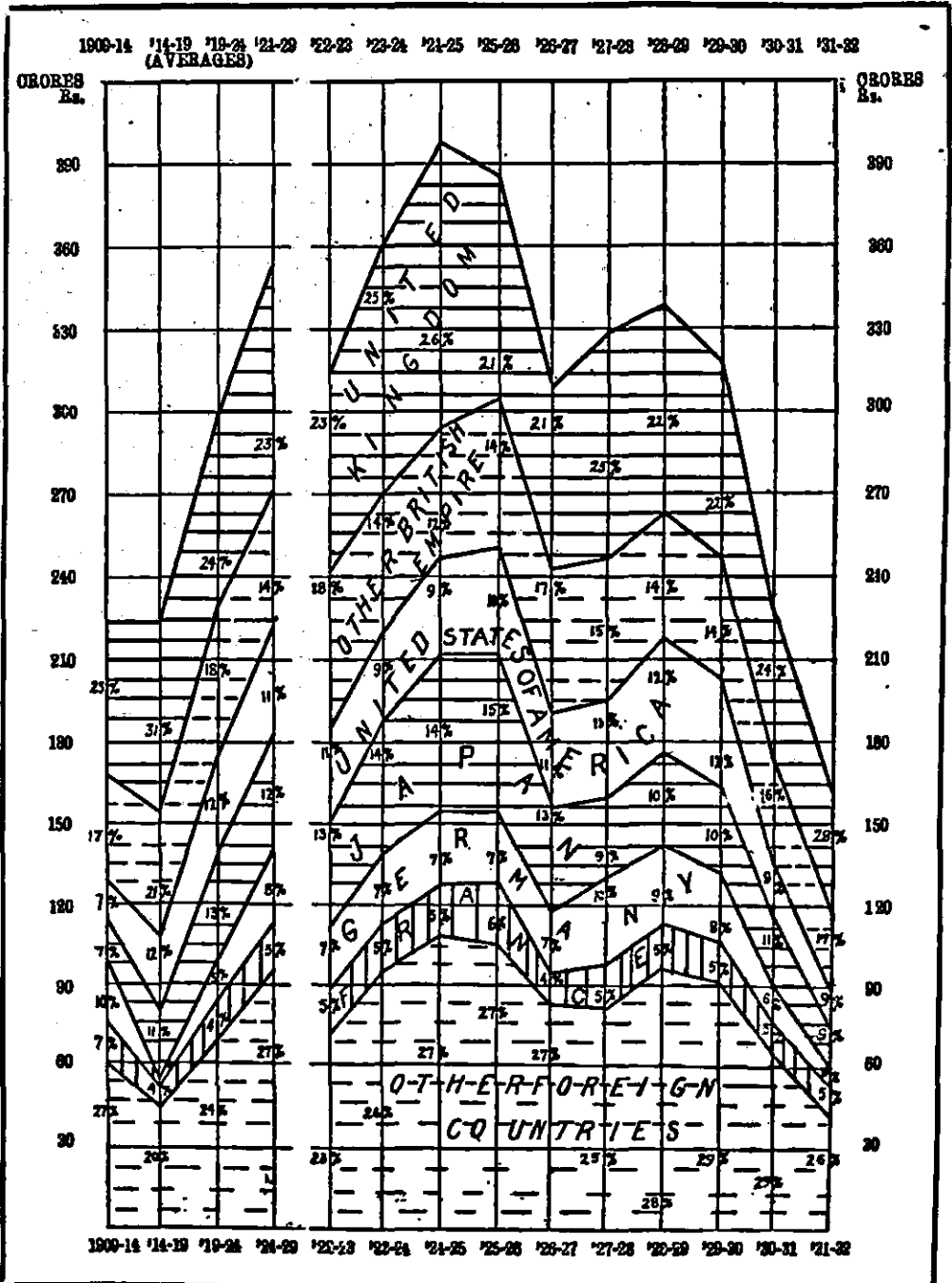


CHART 8.

(b) Variations in the shares of the principal countries in the export trade of British India during the last ten years as compared with averages of the pre-war, war and post-war periods.

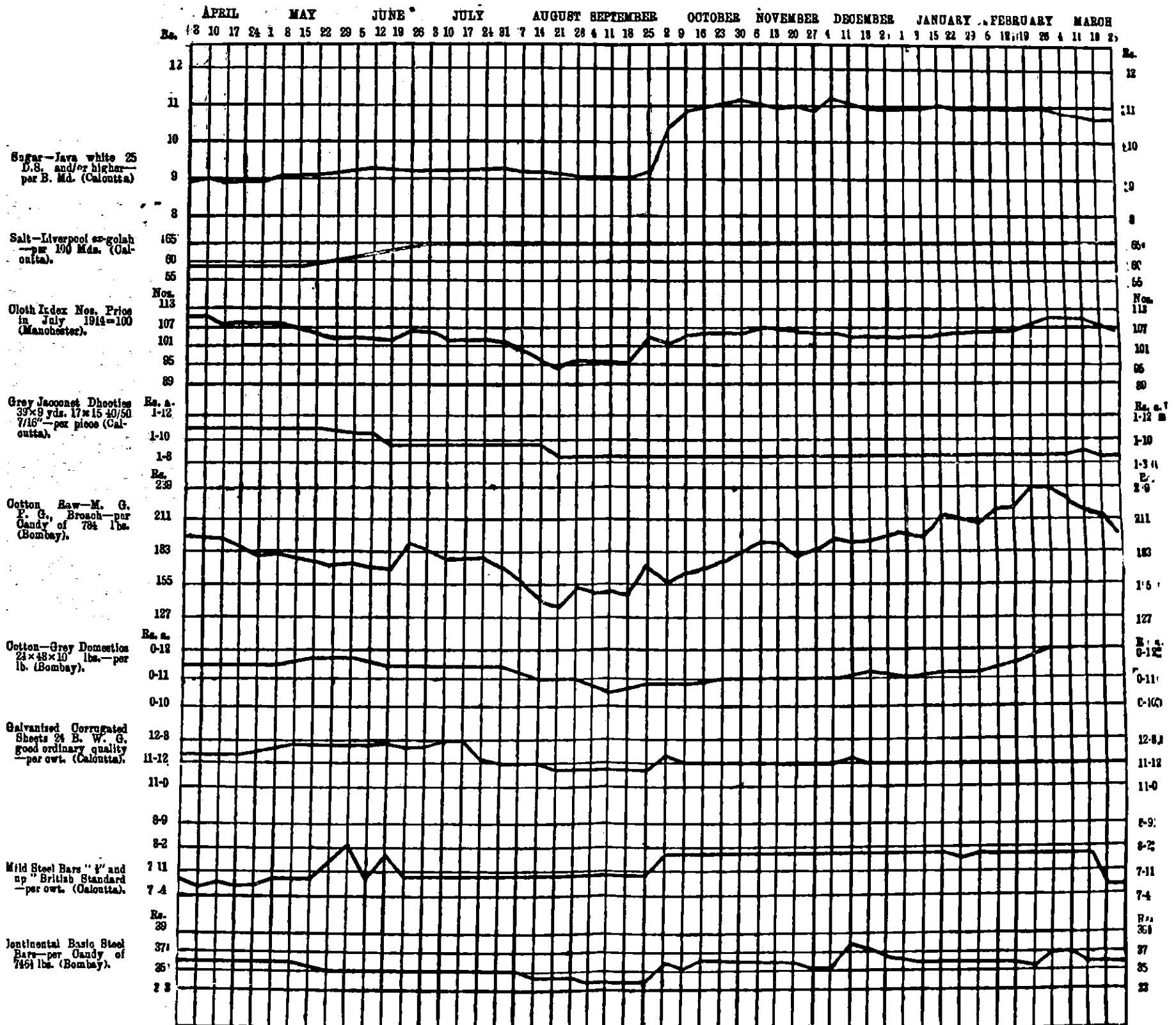
EXPORTS



[ XIX ]  
CHART 9.

Sheet No. 1.

Chart showing prices, etc.



[ XX ]

CHART 9.

Chart showing prices, etc.

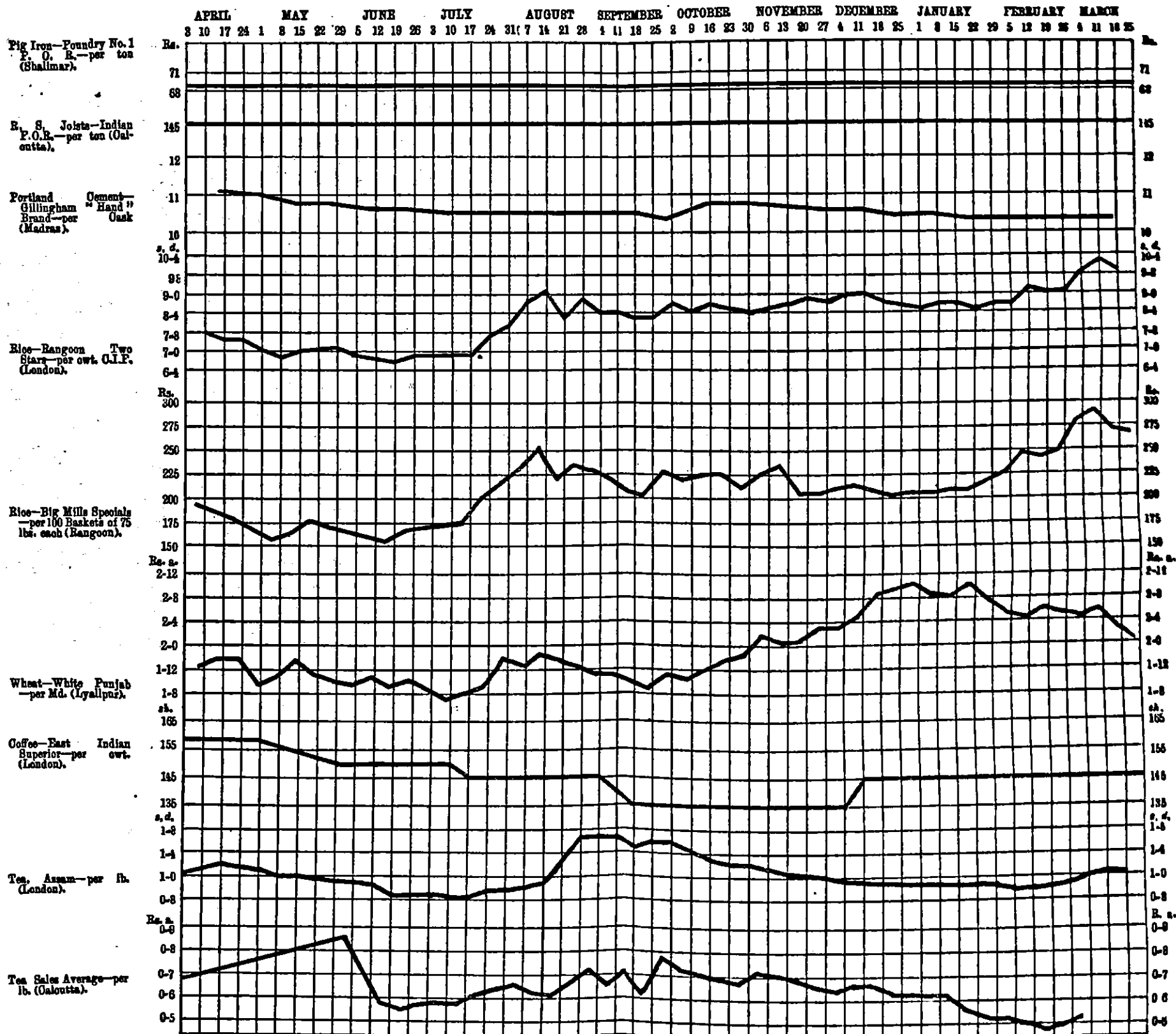




Chart showing prices, etc.

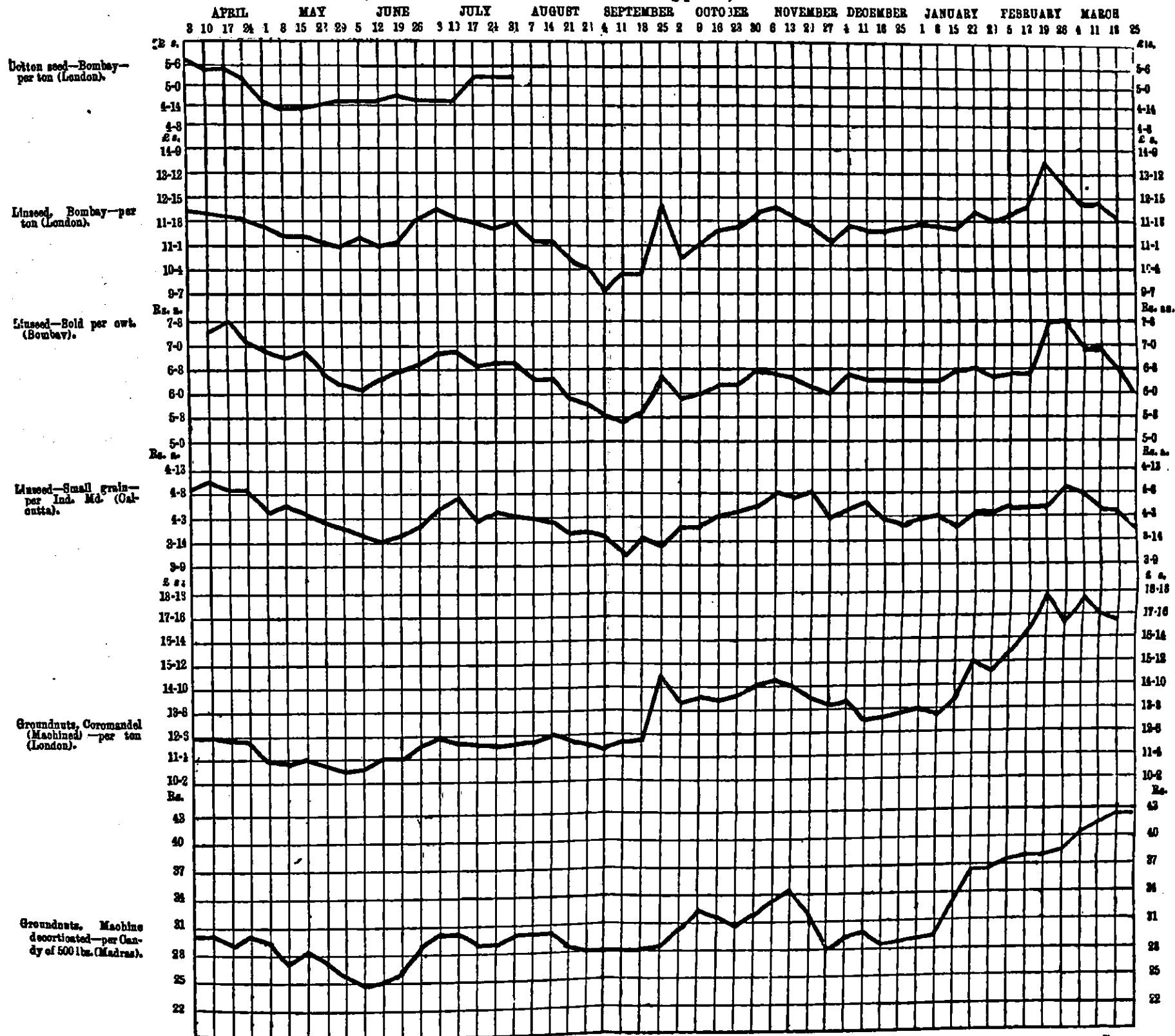




Chart showing prices, etc.

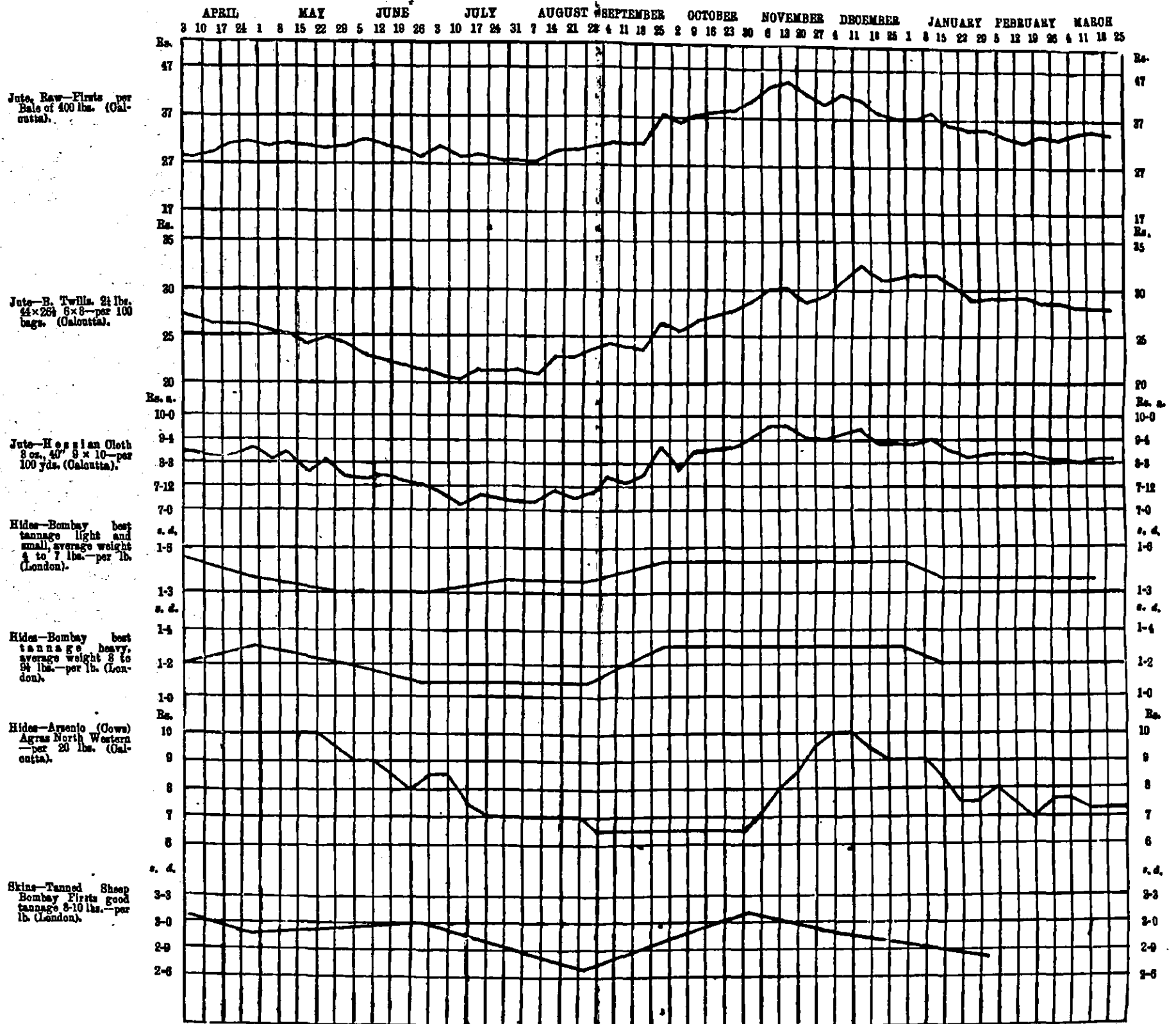


Chart showing prices, etc

APRIL MAY JUNE JULY AUGUST SEPTEMBER OCTOBER NOVEMBER DECEMBER JANUARY FEBRUARY MARCH  
 8 10 17 24 1 8 15 22 29 5 12 19 26 3 10 17 24 31 7 14 21 28 4 11 18 25 2 9 16 23 30 6 13 20 27 4 11 18 25 1 8 15 22 29 5 12 19 26 4 11 18 25

Skins-Tanned Sheep  
 -per lb. (Madras).

Rs. a.  
 2-2  
 2-0  
 1-14  
 1-12  
 1-10  
 1-8  
 1-6  
 1-4  
 1-2  
 1-0  
 0-14

Rs. a.  
 2-2  
 2-0  
 1-14  
 1-12  
 1-10  
 1-8  
 1-6  
 1-4  
 1-2  
 1-0  
 0-14

Skins-Tanned Goat  
 Bombay Firrta good  
 tannage 12-16 lbs.-  
 per lb. (London).

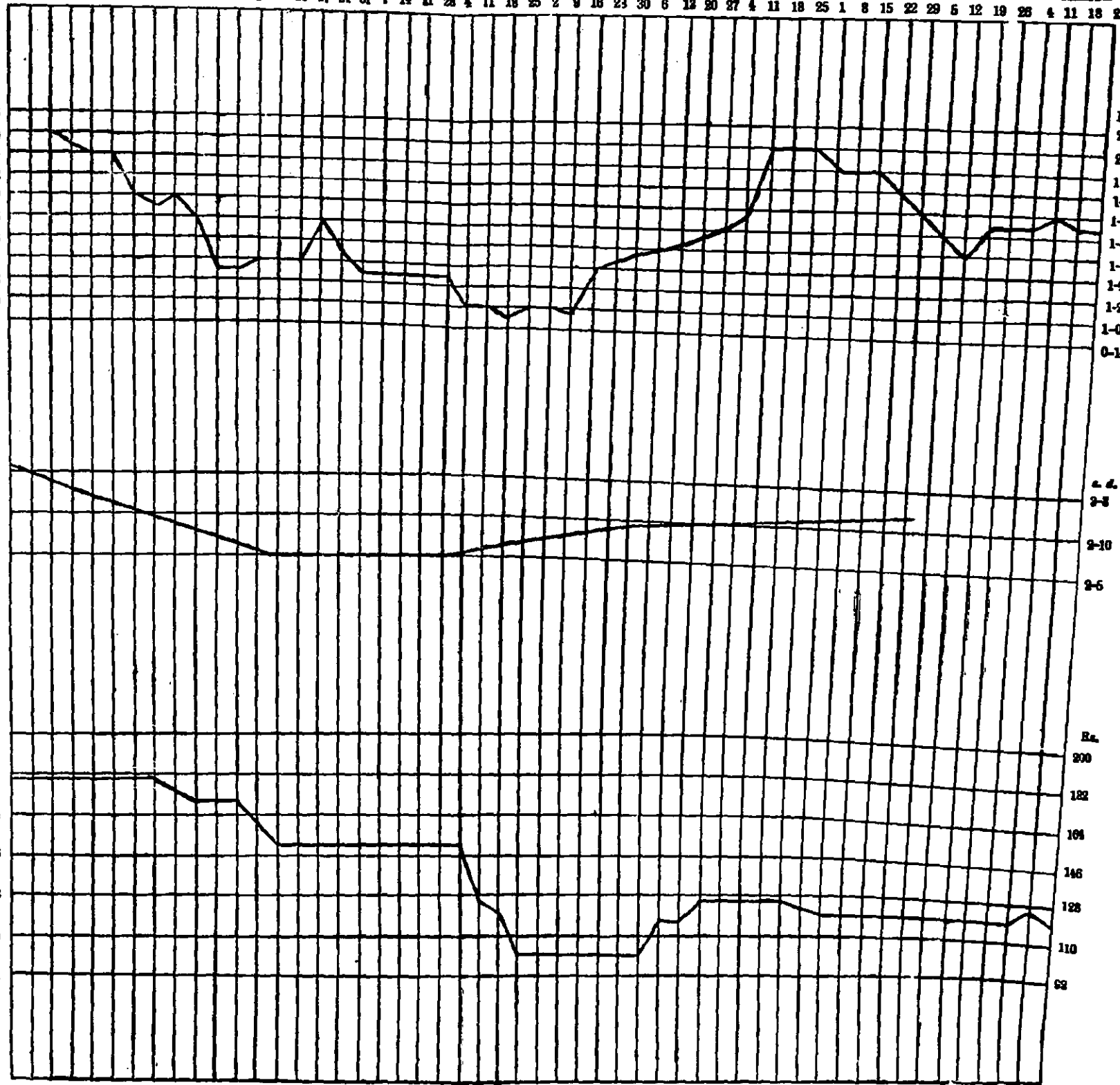
Rs. d.  
 2-3  
 2-10  
 2-5

Rs. d.  
 2-3  
 2-10  
 2-5

Skins, Raw-Goat-per  
 100 pieces (Calcutta).

Rs.  
 200  
 182  
 164  
 146  
 128  
 110  
 92

Rs.  
 200  
 182  
 164  
 146  
 128  
 110  
 92

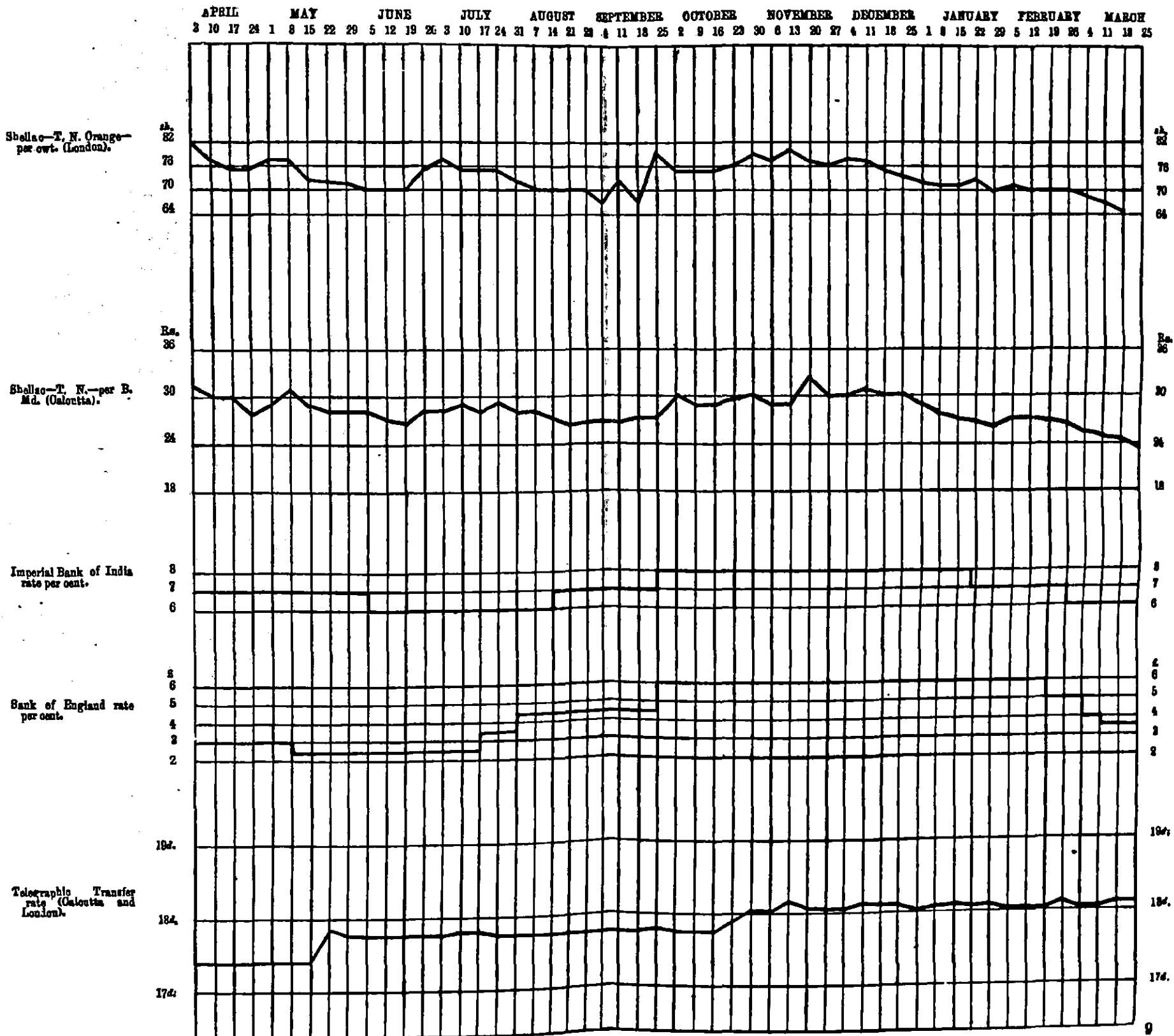


[ xv ]

CHART 9.

Sheet No. 7.

Chart showing prices, etc.



# INDEX

	Report Page	TABLES		
		Import Page	Export Page	Miscellaneous Page
Absorption of gold	..	..	..	241
Acids	68	..	..	..
Aden	..	206	206-7	..
Agricultural conditions	1	..	..	..
Agricultural implements	59	175	..	..
Aircraft	..	174	..	..
Ale, beer and porter	72	176	..	243
Alizarine dyes	76	176	..	244
Almonds	..	177	..	..
Aluminium	51	173, 223	..	..
Ammonia and salts thereof	68	..	..	..
Angle and spring	..	173	..	..
Aniline dyes	76	175	..	244
Animal oil	122	168, 173	170	..
Animals, living	..	169, 179	171, 186	244
Apparel	..	169, 178	171, 186	243
Arabia	..	207	207	..
Argentine Republic	154	..	-206	..
Arms, ammunition and military stores	132	169, 178	171	..
Articles by post	131	169, 179	171, 186, 188	..
" free of duty	..	..	..	254-5
" liable to duty	..	..	..	255-69
" mainly unmanufactured	..	168	170	..
" of food, drink and tobacco	..	168	170	..
" wholly or mainly manufactured	..	169	171	..
Artificial silk	43	..	..	..
Australia	143	215	215	..
Austria	..	195	195	..
Bacon and hams	67	..	..	..
Bahrain Islands	..	207	206	..
Bajra ( <i>Pennisetum typhoides</i> )	109	..	181	..
Balance of trade	16, 158	..	..	242
Bamboo Paper Industry (Protection) Act	20	..	..	..
Bank rates	18	..	..	..
Barley ( <i>Hordeum vulgare</i> )	109	..	181	245, 248
Bars and channel	49	173, 220	..	243
Beams, pillars, girders and bridgework	49	173, 220	..	..
Beer	72	176	..	243
Belgium	151	195	196	..
Belting for machinery	54	178	..	..
Betelnut ( <i>Areca Catechu</i> )	77, 127	176	..	243
Biscuits and cakes	67	175	..	243
Blankets and carpets and rugs	46	..	..	..
Bobbins	..	178	..	..
Boilers	53	172	..	..
Books, printed, etc.	..	178	..	..
Boots and Shoes	..	178	..	243
Borneo	..	208	208	..
Brandy	73	..	..	243
Brass, bronze, etc.	51	173, 223	..	..
Brazil	154	..	206	..
Bricks and tiles	..	177	..	244
Bridgework	49	173, 220	..	..
Bristles	..	..	186	..
British Empire	140-44	..	..	..



# INDEX

	Report Page	TABLES		
		Import Page	Export Page	Miscellaneous Page
Charts showing the—				
Monthly prices of Cuban raw sugar and of average net values of Java 25 D. S. and above in India from January 1931 to March 1932	Facing page 66	..	..	..
Imports, exports and production of cotton piece-goods in India	Facing page 87	..	..	..
Weekly district average prices of tea in Calcutta	Facing page 112	..	..	..
Cheese	67			
Chemicals	68	171, 175		
"    drugs, and medicines	..	169	171	
Chile	154	..	206	
Chillies ( <i>Capsicum Spr.</i> )	127	..	184	245
China	153	209	209	..
Chromite	125	..	..	..
Cider	..	176	..	..
Cigarettes	78	177	..	244
Cigars	78	..	185	246
Cinematographic films	75	..	..	..
Clocks and watches and parts	..	179	..	..
Cloves ( <i>Eugenia caryophyllata</i> )	77	176	..	243
Coal	79, 129	168, 178, 180	170, 185	244, 246
"    production of	130	..	..	..
Coasting trade between Burma and other Provinces	157	279	280	..
Cocoa and chocolate	67	..	..	..
Coconut oil ( <i>cocos nucifera</i> )	123	..	185	245, 248
Coconuts	..	..	..	244
Coffee ( <i>coffea arabica</i> )	126	..	184	245, 248
Coir	..	..	185	..
"    manufactured	129	..	..	..
"    unmanufactured	..	..	..	246
Coke	..	178	185	..
Competition experienced by Indian products in certain Foreign markets	..	..	..	281
Condensed milk	67	175	..	243
Confectionery	67	175	..	..
Copper	51	173, 223	..	..
"    wrought	51	173	..	248
Copra or dried coconut kernel	115	..	182	245
Ordage and rope	..	179	186	..
Cotton, Broach, prices of	89	..	..	..
"    American middling, prices of	89	..	..	249
"    fents	42	172	..	..
"    freights on	..	..	..	250
"    goods	..	215	228	243, 245
"    Haberdashery	48	..	..	..
"    handkerchiefs and shawls	..	172	..	243
"    hosiery	43	172	..	..
"    manufactures	23, 94	169, 172	171, 181, 187	..
"    piecegoods	25, 37, 97	172, 215	181, 187, 228	215, 247
"    "    consumption of	32—33	..	..	..
"    "    grey	93, 96	172, 215	181, 187, 228	243, 245
"    "    white	38	172, 216	187	243



# INDEX

	Report Page	TABLES		
		Import Page	Export Page	Miscellaneous Page
Cotton, piecegoods, coloured . . . . .	38	172, 216	169, 181, 228	243, 245
"    "    prices of . . . . .	97	..	..	..
"    "    Indian production . . . . .	28, 29, 96	..	..	217
"    raw . . . . .	..	216	216	216
"    raw ( <i>Gossypium Sp.</i> ) . . . . .	86	168, 172	170, 181, 187, 216, 227	216, 245, 247
"    seed . . . . .	116	..	182, 230	245, 248
"    sewing . . . . .	42	..	..	..
"    shawls . . . . .	..	172	..	243
"    thread, sewing . . . . .	42	172	..	..
"    yarn . . . . .	24, 95	169, 172, 217	171, 181, 187, 228	243, 245, 247
"    "    by counts . . . . .	36, 95	217, 218	228	..
"    "    production of—(Indian) . . . . .	36, 95	..	..	219
"    waste . . . . .	..	168, 172	170, 181	..
Crop, percentage of export to production of—	..	..	..	234
Currency notes . . . . .	163	239	239	242
Customs tariff, Indian . . . . .	..	..	..	254—269
"    free articles . . . . .	..	..	..	254—255
"    revenue . . . . .	..	..	..	251—253
Cutch and gambier . . . . .	128	..	..	..
Outlery . . . . .	60	169, 178	171	..
Cycles . . . . .	..	174	..	..
Dates . . . . .	154	177	..	..
Declared value per unit of principal articles of import and export . . . . .	..	..	..	243—246
Direction of Indian trade . . . . .	133	..	..	..
Domestic hardware . . . . .	60	175	..	..
Drugs and medicines . . . . .	69	176, 180	186	246
Dutiable articles . . . . .	..	..	..	255—269
Duty, excise—on kerosene . . . . .	..	..	..	253
"    "    "    motor spirit . . . . .	..	..	..	253
"    "    "    silver . . . . .	..	..	..	253
"    "    "    export—on rice . . . . .	..	..	..	269
"    "    "    "    jute . . . . .	..	..	..	269
"    "    "    "    hides . . . . .	..	..	..	269
"    import . . . . .	..	..	..	254—269
Dyeing and tanning substances . . . . .	76, 128	..	184	..
Dyes, synthetic . . . . .	76	175	..	..
"    and colours . . . . .	..	169	171	..
Earthenware and porcelain . . . . .	..	178	..	..
East Africa . . . . .	144	..	..	..
Economic conditions, world . . . . .	2—4	..	..	..
Egypt . . . . .	..	202	202	..
Electrical apparatus . . . . .	74	169	171	..
"    machinery . . . . .	54	172	..	..
Electroplated ware . . . . .	60	..	..	..
Enamelled ironware . . . . .	59	175	..	..
Exchange, rates . . . . .	16	..	..	..
Engines, locomotive . . . . .	54	176	..	..
Exports duty on rice, tea, jute, hides . . . . .	..	..	..	269
"    of Foreign Merchandise . . . . .	..	..	165	..
"    "    Government Stores . . . . .	..	..	165	..

# INDEX

	Report Page	TABLES		
		Import Page	Export Page	Miscellaneous Page
Exports of Indian merchandise	80	..	165, 181	..
" excess of—over imports	158	..	..	..
" net	158	..	..	..
" principal articles of	80	..	181—186	..
" ratio of—to production	..	..	..	234
" tariff	..	..	..	269
" of Treasure.	..	..	165	..
" value of (grand total)	12, 80	..	165	..
" " by classes	..	..	170—171	..
Farinaceous and patent foods	67	175	..	243
Fents	42	172	..	..
Ferro-alloys	48	..	..	..
Ferro-manganese	124	..	..	..
Ferruginous manganese ore	124	..	..	..
Fibres for brushes	..	..	186	..
Fish (excluding canned fish)	..	168, 179	170, 185	..
" dry, salted	..	..	185	..
Fishmaws and sharkfins	..	..	185	..
Flax, canvas	..	179	..	244
" piecegoods	..	179	..	244
" raw	..	179	..	..
Fodder, bran and pollards	129	168	170, 185	..
Food, drink and tobacco	..	168	170	..
" grains	98	..	..	245
Foreign countries and others, trade with	145—154	..	..	189—192
" market, Indian goods in	..	..	..	193—215
" trade of India as compared with that of other countries	..	..	..	281
France	151	196	197	192
Free articles	..	..	..	281—282
Freight rates, whole-cargo charter	19	..	..	254—255
Freights, Indian—maritime	..	..	..	..
Frontier trade	155	273, 274, 276	275, 277—78	250
" " principal articles of	155, 156	273—74, 276	275, 277—78	..
Fruits and vegetables	..	168, 177	170, 184, 188	..
" " dried, etc.	..	177	184	..
" " fresh	..	177	184	..
Fuel oil	61	..	..	..
Furniture and cabinetware	..	169, 178	171	..
German silver	52	173	..	..
Germany	148	197	198	..
Ghi	..	..	186	245
Ginger ( <i>zingiber officinale</i> )	..	..	184	..
Girders	49	173, 220	..	..
Glass and glassware	77	177	..	244
" bangles	77	177	..	..
" beads and false pearls	77	177	..	244
" bottles and phials	77	177	..	..
" funnels, globes, etc.	77	177	..	..
" sheet and plate	77	177	..	244
Glassware and earthenware	..	169	171	..
Gold, absorption of	..	..	..	241

# INDEX

	Report Page	TABLES		
		Import Page	Export Page	Miscellaneous Page
Gold bullion and coin . . . . .	161	..	..	..
" imports and exports of . . . . .	17	235—37	235—37	..
" net imports of —, silver and currency notes . . . . .	161—62	..	..	240
" prices of — and silver . . . . .	162—63	..	..	..
" stocks of . . . . .	..	..	..	241
" and silver, thread . . . . .	..	178	..	..
" Standard Reserve . . . . .	..	..	..	241
" Thread Industry (Protection) Act . . . . .	19	..	..	..
Government Papers . . . . .	18	..	..	..
" stores . . . . .	132	165	165	..
" " imports of . . . . .	132	179—80	..	..
" " exports of . . . . .	132	165, 179—80	..	..
" pulse and flour . . . . .	98	..	165	..
Groundnuts ( <i>Arachis hypogaea</i> ) . . . . .	115	168, 177	170, 181	..
Gums, resins . . . . .	..	..	182, 230, 282	245, 248, 282
" and lac . . . . .	..	178	188	244
" " and lac . . . . .	..	168	170	..
Gunpowder . . . . .	..	..	..	244
Haberdashery and millinery . . . . .	43	178	188	..
Handkerchiefs and shawls . . . . .	..	172	..	243
Hardware . . . . .	59	175, 222	187	..
" and outlery . . . . .	..	169	171	..
Hawaii . . . . .	..	..	215	..
Heavy Chemical Industry (Protection) Act . . . . .	19	..	..	..
Hemp, raw ( <i>Crotalaria juncea</i> ) . . . . .	131	..	186	246
Hides and skins . . . . .	117	..	..	..
" " " raw . . . . .	118	168, 179	170, 183, 187, 233	234, 236
" " " tanned or dressed . . . . .	119	169, 179	171, 234	246, 248
" buffalo . . . . .	119	..	182, 183	248
" calfskins . . . . .	119	..	183	..
" cow . . . . .	118	..	182, 183	248
" goat skins . . . . .	119	..	182, 183	248
" sheep skins . . . . .	119	..	182	..
Hongkong . . . . .	144	209	209	..
Hoops and strips . . . . .	50	173, 220	..	..
Horns, tips, etc. . . . .	..	..	186	..
Horses . . . . .	..	169	171	244
Hosiery, cotton . . . . .	43	172	..	..
Implements and tools . . . . .	59	175	..	..
Import tariff . . . . .	..	..	..	254—59
Imports of Government Stores . . . . .	131	165, 179	..	..
" " private merchandise (total) . . . . .	..	—80	..	..
" principal articles of . . . . .	22	165, 179	..	..
" treasure . . . . .	161—62	165, 235	..	..
" value of (grand total) . . . . .	..	—40	..	..
" value by classes . . . . .	11, 22	165	..	..
Index numbers of cotton, raw and cloth (in Liverpool) . . . . .	..	168—69	..	..
" of prices . . . . .	3—7	..	..	249
Index number of whole-cargo charter rates . . . . .	19	..	..	..
Indian Finance Act . . . . .	19	..	..	..

# INDEX

	Report Page	TABLES		
		Import Page	Export Page	Miscellaneous Page
Indian Finance (Supplementary and Extending) Act	19, 20, 21	..	..	..
"  Tariff Act	20, 21	..	..	..
"  (Wireless Broadcasting) Amendment Act	20	..	..	..
Indigo ( <i>Indigofera Sp.</i> )	123	..	184, 232	246, 248
"  production	118	..	..	..
Indo-China	..	210	210	..
Industrial situation in India	1	..	..	..
Instruments, apparatus and appliances	74	174	..	..
"  cinematographic	75	..	..	..
"  electrical	74	174	..	..
"  musical	75	174	..	..
"  optical	75	..	..	..
"  photographic	75	174	..	..
"  scientific and philosophical	75	174	..	..
Iraq	154	213	214	..
Iron bars and channel	49	173, 220	..	243
"  rice bowls	..	173	..	..
"  and steel	46	169, 173, 220—21	171	..
"  or steel	..	..	183, 187	..
"  "  "  angle and spring	..	173	..	..
"  "  "  beams, pillars, etc.	49	173, 220	..	244
"  "  "  bolts and nuts	50	220	..	..
"  "  "  hoops and strips	50	173, 220	..	..
"  "  "  nails, rivets, and washers	50	173, 220	..	244
"  "  "  pipes and fittings, cast	50	173, 220	..	244
"  "  "  rails, chairs, etc.	49	..	..	244
"  "  "  screws	..	173	..	..
"  "  "  sheets and plates, galvanized	48	173, 220	..	244
"  "  "  "  not galvanized or tinned.	49	173, 220	..	244
"  "  "  "  tinned	49	173, 220	..	244
"  "  "  "  tubes and fittings, wrought	50	173, 220	..	244
"  "  "  "  wire	50	220	..	..
Italian East Africa	..	203	203	..
Italy	152	199	199	..
Ivory	..	179	..	..
Jams and jellies	67	..	..	..
Japan	147	210	211	..
Java	153	211	211	..
Jewellery	..	178	..	..
Jowar and bajra ( <i>Pennisetum typhoides</i> )	109	..	181	..
Jute, raw ( <i>Orchorus capsularis</i> )	84	168, 179	170, 191, 225	225, 245, 247
"  freights for	..	..	..	250
"  manufactures	85	169, 179	171, 181, 225—27	247
"  bags	85	..	181, 225—27	245
"  cloth	85	..	181, 226—27	245
"  rope and twine	..	..	181	..
"  mill consumption	..	..	..	225
"  prices of	86	..	..	..
"  production of	80	..	..	225
Kenya Colony	..	201	201—02	..
Kerosene oil	61	173	..	243, 248

# INDEX

	Report Page	TABLES		
		Import Page	Export Page	Miscellaneous Page
Lead	121	..	184, 232	..
" button	121	..	232	..
" seed	123	..	232	..
" shell	121	..	232	246, 248
" stick	122	..	232	..
Lamps, metal	59	..	..	..
" and parts	..	175	..	..
Land frontier trade	155	273-74, 276	275, 277	..
Lead	52	173, 223	..	..
Leather	..	..	182	..
Linseed	115	..	182, 229	245, 248, 281
Liquors	71	168, 176	170	..
" ale, beer, and porter	72	176	..	243
" brandy	78	..	..	243
" cider	..	176	..	..
" spirit	72	176	..	243
" Whisky	72	..	..	243
" wines	73	176	..	..
Locomotives	54	176	..	..
Lubricating oil	61	..	..	..
Machinery and millwork	52	169, 172, 221	171, 186	..
" boilers	54	172	..	..
" cotton mill	54	172	..	..
" electrical	54	172	..	..
" jute mill	54	172	..	..
" metal working	54	172	..	..
" mining	54	172	..	..
" paper mill	..	172	..	..
" prime movers	53	172	..	..
" rice and flour mills	54	172	..	..
" sewing and knitting	54	172	..	..
" sugar	54	172	..	..
" tea	54	172	..	..
" textile	..	172	..	..
" typewriters	54	172	..	..
Manganese ore	54	172	..	..
Manufactured articles	124	..	184, 234	246
Markets—Indian goods in Foreign competitions of	..	169	171	..
Manures	130	178	185	281
Maskat Territory and Trucial Oman	..	207	207	246
Matches	..	179	..	..
Mauritius	..	203	203	..
Medicines	69	176, 180	186	246
Merchandise—total imports and exports of	12	165	166	..
" monthly imports and exports of	..	167	167	..
" net exports of	158	..	..	..
" trade in private—according to classes	..	168-69	170-71	..
" and treasure, quinquennial averages of—	..	166	166	..
" value of exports of private —	..	..	165, 171, 186	..
" " imports of "	..	165, 169, 179	..	..
Metal lamps	59	..	..	..

# INDEX

	Report page	TABLES		
		Import Page	Export Page	Miscellaneous Page
Metals	46	173	183, 187	..
" and ores	124	..	187	246
" and manufactures	46	..	183	243
" aluminium	51	173, 223	..	..
" brass, bronze, etc.	51	173, 223	..	..
" copper	51	173, 223	..	..
" german silver	52	173	..	..
" iron and steel	46	169, 173	171	..
" lead	52	173, 223	..	..
" other than iron or steel	51	169, 223	171	..
" quick silver	52	..	..	..
" tin	52	173, 223	..	..
" zinc or spelter	52	173, 223	..	..
Metallic ores and scraps	..	168	170	..
Mica	130	..	186	246
Milk, condensed and preserved	67	175	..	243
Mill consumption of raw jute	..	..	..	225
" " cotton	..	..	..	216
Mineral oil	60	173, 224	185	..
" " kerosene	61	173	..	243, 248
" " other kinds	..	173	..	..
Mining machinery	54	172	..	..
Molasses	66	174	..	243
Monthly imports and exports of merchandise	..	167	187	..
" " (net)—gold, silver and currency notes	..	..	..	240
Motor accessories	..	174, 222	..	..
" cars	55	174, 221	..	..
" cycles	56	174, 221	..	..
" omnibuses, vans, lorries	56	174, 221	..	..
" spirit (benzine, etc.)	62	..	..	..
" vehicles	55-57	221-22	..	..
Musical instruments	..	174	..	..
Mustard seed	116	..	182	..
Myrobalans ( <i>Phyllanthus emblica</i> )	128	..	184	246
Nails, rivets and washers	50	172, 220	..	244
Nationality of vessels	..	..	..	271-72
Netherlands	152	198	199	..
New Zealand	..	215	215	..
Newspaper (old)	71	..	..	..
Norway	..	200	200	..
Oil cloth and floor cloth	..	179	..	..
Oilcake	126	168	170, 184	245
Oils	60, 122	168, 173	180, 185	243, 245
" animal	122	173	170	..
" castor ( <i>Ricinus communis</i> )	122	..	185	245, 249
" coconut ( <i>Cocos nucifera</i> )	123	..	185	245, 248
" essential	122	173	185	..
" groundnut	123	..	..	..
" keroesene	61	173	..	243, 248
" linseed	123	..	..	..
" mineral	60	173, 224	185	..
" sesamum	123	..	..	..
" vegetable	122	173	185	..
Oilseeds	115	..	185,	..
" " castor ( <i>Ricinus communis</i> )	117	..	229-30	..
			182, 230	245, 248

# INDEX

	Report Page	TABLES		
		Import Page	Export Page	Miscellaneous Page
Oilseeds, copra	115	..	182	245
" cotton ( <i>Gossypium Sps.</i> )	116	..	182, 230	245, 248
" groundnuts ( <i>Arachis hypogaea</i> )	115	..	182, 230, 282	245, 248, 282
" linseed ( <i>Linum utilitissimum</i> )	115	..	182, 229	245, 248, 281
" mustard ( <i>Brassica Sps.</i> )	116	..	182	..
" poppy ( <i>Papaver somniferum</i> )	..	..	182	..
" rapeseed ( <i>Brassica Sps.</i> )	116	..	182, 229	245, 248, 281
" sesamum ( <i>Sesamum indicum</i> )	116	..	182, 230	245, 248, 282
Opium	127	..	184, 233	246
Ore	124	..	184	..
" manganese	124	..	184, 234	246
" wolfram	125	..	..	..
Paints and colours	..	177	..	244
Paper and pasteboard	70	168, 176	171	..
" making materials	..	168, 178	170	..
" manufactures	71	..	..	..
" mills	71	..	..	..
" packing	70	..	..	..
" pasteboard	71	..	..	..
" printing paper	70	..	..	244
" writing paper	70	..	..	..
Paraffin wax	125	..	184	246
Pearls	78	..	..	..
Pemba	144	201	201-202	..
Pepper	77, 127	..	184	245
Percentage of exports to production of crops	..	..	..	234
Percentage share of principal countries in the total trade in merchandise	..	191	191	..
Percentage share of principal countries in the total value of chemicals	69	..	..	..
Percentage share of principal countries in the imports of salt	73	..	..	..
Percentage share of the United Kingdom, Japan and China in the imports of cotton twist and yarn	37	..	..	..
Percentage share of the United Kingdom and Japan in the imports of cotton piecegoods	41	..	..	..
Percentage share of certain countries in the total quantities of piecegoods imported	42	..	..	..
Percentage share of principal countries in the total imports of paper and pasteboard	71	..	..	..
Persia	..	211	211-212	..
Peru	154	..	..	..
Petrol	62	..	..	..
Pig iron	48, 126	221	..	..
" production of	46, 126	..	..	..
" lead	126	..	..	..
Pipes and fittings, cast	50	173, 220	..	244
Pitch and tar	..	179	..	244
Polishes	..	179	..	..
Portuguese East Africa	..	204	204	..
Poppy seed	..	..	182	..

# INDEX

	Report page	TABLES		
		Import Page	Export Page	Miscel- laneous Page
Precious stones and pearls, unset	78	178	..	..
Prices, Index—Board of Trade	4	..	..	..
" gold	162	..	..	..
" silver	163	..	..	..
" wholesale	..	..	..	247—48
Prime movers	53	172	..	..
Production—ratios of exports to	..	..	..	234
Proprietary and patent medicines	69	176	..	..
Provisions	67	168, 175	170, 186	243
" canned and bottled	67	175	..	243
Pulp of wood	71	..	..	..
Pulse	98, 109	..	181	245
Quinine	69	178	..	245
Railway plant and rolling-stock	..	169, 176	171	..
" carriages and wagons	..	176	..	..
" locomotives	..	178	..	..
" materials	..	176	..	..
" bridgework	49	173, 220	..	..
" sleepers and keys	..	178	..	..
" of wood	..	176	..	..
Rapeseed	116	..	182, 229	245, 248, 281
Re-exports	132	..	187—88	..
Rennion	..	204	204	..
Revenue—Indian Sea and Land Customs	..	..	..	251—53
Rice ( <i>Oryza sativa</i> )	99	..	181, 231	245, 247
" and flour mill machinery	..	172	..	..
" bowls	..	173	..	..
" export, duty on	..	..	..	269
" freights for	..	..	..	250
" in the husk	99	..	181	..
" not in the husk	100	..	181, 231	245
" prices of Indian	100	..	..	..
" production of	100	..	..	..
Rope and twine	..	200	200	..
Roumania	..	168—69	171	..
Rubber	57	169, 176	171, 187	..
" manufactures	57	..	..	..
" pneumatic covers	58	..	..	..
" raw	130	168, 176	170, 185	246
" tubes for motor tyres	58	..	..	..
" tyres for motor cars	58	..	..	..
Rugs	46, 120	177	183	..
Rupee exchange	16	..	..	..
Russia	..	200	200	..
Salt	73	178	..	243, 248
" (Additional Import Duty) Act	19	..	..	..
" (Extending) Act	20	..	..	..
" Saltpetre or potassium nitrate	131	..	186	246
Sandal wood oil	123	..	..	..
Scientific and philosophical instruments	75	174	..	..
Screws	..	173	..	..
Sea-borne trade, foreign, values of	12	..	..	..
" 1913-14	15	..	..	..
Second-hand clothing	..	178	..	..



# INDEX

	Report Page	TABLES		
		Import Page	Export Page	Miscellaneous Page
Seeds . . . . .	115	168	170, 182, 229-39	245
Sesamum . . . . .	116	..	182, 230	245, 248, 282
Sewing and knitting machines . . . . .	54	172	..	..
Sheep and goats . . . . .	..	..	171	..
"    skins . . . . .	..	..	182	..
Sheets and plates . . . . .	49	178, 220	..	244
Shellac . . . . .	121	..	232	246, 248
Shipping entries and clearances . . . . .	..	..	..	271-72
"    "    share of each province in . . . . .	..	..	..	270
"    "    foreign . . . . .	..	..	..	271-72
"    "    freights . . . . .	19	..	..	250
"    "    nationality of vessels . . . . .	..	..	..	271-72
"    "    number and tonnage of . . . . .	..	..	..	271-72
"    "    steamers, tonnage of . . . . .	..	..	..	271-72
Ships, parts of . . . . .	..	174	..	..
Siam . . . . .	..	212	212	..
Silk . . . . .	44	168, 175, 219	170, 186, 188	..
"    artificial . . . . .	43	..	..	..
"    manufactures . . . . .	44	169, 175, 219	171, 186, 188	..
"    mixed goods . . . . .	44	175	..	243
"    piece goods . . . . .	44	175, 219	188	243
"    raw . . . . .	44	168, 175, 219	170, 186, 188	243
"    yarn, noils, and warps . . . . .	44	175, 219	..	..
"    waste . . . . .	..	168, 175	170	..
Silver bullion and coin . . . . .	162	..	..	..
"    imports . . . . .	162	235-39	235-39	..
"    prices of . . . . .	162	..	..	..
"    thread . . . . .	181	178	..	..
Skins, calf . . . . .	..	..	..	..
"    goat . . . . .	..	..	..	..
"    raw . . . . .	..	..	..	..
"    sheep . . . . .	..	..	..	..
"    tanned and dressed . . . . .	..	..	..	..
Sleepers of wood . . . . .	..	176	..	..
Soap . . . . .	..	177	..	244
Soda compounds . . . . .	68	175	..	..
Sodium carbonate . . . . .	..	..	..	244
South Africa, Union of . . . . .	145	203	203	..
South America . . . . .	154	..	..	..
Spain . . . . .	..	200	201	..
Spices . . . . .	77, 127	168, 176	170, 184	243, 245
"    betelnuts ( <i>Areca Catechu</i> ) . . . . .	77, 127	176	..	243
"    chillies ( <i>Capsicum Sp.</i> ) . . . . .	127	..	184	245
"    cloves . . . . .	65	176	..	243
"    ginger . . . . .	127	..	184	..
"    pepper . . . . .	77, 127	..	184	245
Spirit . . . . .	72	176	..	243
"    present in drugs . . . . .	72	..	..	243
Stationery . . . . .	..	178	..	..
Steamers, nationality of . . . . .	..	..	..	271-72
"    number and tonnage of . . . . .	..	..	..	271-72

# INDEX

	Report Page	TABLES		
		Import Page	Export Page	Miscellaneous Page
Steel, angle and spring	..	172, 220	..	..
" bars and channel	49	172, 220	..	243
" cast	..	173	..	..
" Industry (Protection) Act	19	..	..	..
Stores (Government)	132	165, 179	185	..
		—80		
Straits Settlements	143	212	212—13	..
Sugar	62	168, 174, 224	170, 186, 188	243, 248
" beet	64	..	..	..
" Cuban	66	..	..	..
" Java	63—65	..	..	248
" 15 Dutch Standard and below	..	173	..	..
" 16 Dutch Standard and above	..	173	..	243
" 23 Dutch Standard and above	64	..	..	..
" Industry (Protection) Act	20	..	..	..
" production of—(Indian)	63	..	..	..
" Russian	64	..	..	..
" wholesale prices of	65	..	..	248
Sumatra	..	213	213	..
Summary (General)	1	..	..	..
Sweden	..	201	201	..
Synthetic dyes	75, 76	175	..	..
Tallow and stearine	..	168, 178	170, 186	244
" stearine, and wax	..	168	170, 186	..
Tanganyika Territory	..	202	202	..
Tariff changes	19	..	..	..
" rates Schedules	..	..	..	954—69
Tea ( <i>Camellia Thea</i> )	109	168, 178	170, 182, 229	245, 247, 283
" chests	..	178	..	..
" machinery	53	172	..	..
" prices of—	109	..	..	245, 247
" production of	110	..	..	..
" waste	114	..	..	..
Teakwood ( <i>Tectona grandis</i> )	129, 167	178	185	246
Telegraph materials for construction and accessories	..	180	..	..
Textile machinery	54	172	..	..
Timber	..	168, 178	170, 185	..
Tin	52	173, 223	..	..
" unwrought (blocks, etc.)	..	..	..	244
Tobacco ( <i>Nicotiana Tabacum</i> )	77, 128	168, 177	170, 185	244, 248
Toilet requisites	..	178	..	..
Toys and requisites for games	..	178	..	..
Trade according to British Empire and Foreign countries	140—54	189—90	189—90	..
" direction of Indian—	133	..	..	..
" of India and of other countries	..	192	192	..
" with Aden	..	206	206—207	..
" Arabia	..	207	207	..
" Argentine Republic	154	..	206	..
" Australia	143	215	215	..
" Austria	..	195	195	..
" Bahrein Islands	..	207	208	..
" Belgium	151	195	196	..
" Borneo	..	208	208	..

# INDEX

	Report Page	TABLES		
		Import Page	Export Page	Miscellaneous Page
Trade with Brazil	154	..	206	..
" " British Empire	140-45	..	..	..
" " British Guiana	..	..	206	..
" " Br. East Africa	145	..	..	..
" " Burma	156, 157	276, 279	277-78,	..
			280	..
" " Canada	144	204	204	..
" " Ceylon	142	208	208	..
" " Chile	154	..	206	..
" " China	153	209	209-10	..
" " Kenya Colony	..	201	201-2	..
" " Egypt	..	202	202	..
" " Foreign Countries	145-54	..	..	..
" " France	151	196	197	..
" " Tanganyika Territory	..	202	202	..
" " Germany	148	197	198	..
" " Hongkong	144	209	209	..
" " Indo China	..	210	210	..
" " Iraq	154	213	214	..
" " Italian East Africa	..	203	203	..
" " Italy	152	199	199	..
" " Japan	147	210	211	..
" " Java	153	211	211	..
" " Maskat Territory and Trucial Oman	..	207	207	..
" " Mauritius	..	203	203	..
" " Netherlands	152	198	199	..
" " New Zealand	..	215	215	..
" " Norway	..	200	200	..
" " Persia	..	211	211-12	..
" " Peru	154	..	..	..
" " Portuguese East Africa	..	204	204	..
" " Reunion	..	204	204	..
" " Roumania	..	200	200	..
" " Russia	..	200	200	..
" " Hawaii	..	..	215	..
" " Siam	..	212	212	..
" " Spain	..	200	201	..
" " Straits Settlements	..	..	..	..
" " South America	143	212	212-13	..
" " Sumatra	154	..	..	..
" " Sweden	..	213	213	..
" " Turkey in Asia	..	201	201	..
" " Turkey in Europe	..	214	214	..
" " Union of South Africa	..	..	201	..
" " United Kingdom	145	203	203	..
" " United States of America	140	193-94	194-95	..
" " Uruguay	148	204-05	205-06	..
" " West Indies	154	..	..	..
Treasure, Imports and exports of	161	165, 235	165, 235	..
		-39	-39	..
Tubes and fittings wrought	50	173, 220	..	244
Turkey in Asia	..	214	214	..
" " Europe	..	..	201	..
Turmeric ( <i>Curcuma longa</i> )	128	..	184	..
Twist and yarn (cotton)	24, 95	169, 172, 217-18	171, 181, 187, 228	243, 245, 247



[Fifty-eighth issue.]

DEPARTMENT OF COMMERCIAL INTELLIGENCE AND STATISTICS, INDIA

---

**REVIEW**  
**OF THE**  
**TRADE OF INDIA**  
**IN**  
**1931-32**

---

*Published by order of the  
Governor-General in Council.*



CALCUTTA: GOVERNMENT OF INDIA  
CENTRAL PUBLICATION BRANCH  
1932

Price Rs. 3 or 5s. 3d.

[No. 2375.]