

fifth Issue.]

DEPARTMENT OF COMMERCIAL INTELLIGENCE AND STATISTICS, INDIA.

REVIEW
OF THE
TRADE OF INDIA
IN
1928-29

*Published by order of the
Governor-General in Council.*



X:54.2r
A875-
009063

GOVERNMENT OF INDIA
PUBLICATION BRANCH
1929

Price Rs. 2 5s. 12 or 5s.

PUBLICATIONS OF THE DEPARTMENT OF COMMERCIAL INTELLIGENCE AND STATISTICS, INDIA.

[Publications noted below are obtainable from the Government of India Central Publication Branch, 3, Government Place, West, Calcutta, and all agents for the sale of Government Publications. Remittances should be made by postal or money order and should include forwarding charges, as indicated in brackets after each price.]

WEEKLY.

1. **Indian Trade Journal.**—Annual, half-yearly and quarterly rates of subscription with quarterly index (including postage): Indian Rs. 13, Rs. 6-8, Rs. 3-4 and Foreign Rs. 18, Rs. 9, Rs. 4-8 respectively. Single copies (excluding postage):—Current issue As. 4 (1a.); Back numbers over three months old R1 each (a); Foreign (including postage):—As. 6 and Rs. 1-2 respectively.
- [Orders may be placed, with prepayment, for particular issues of the Journal, e.g., issues containing Crop Forecasts or those having special supplements.]

MONTHLY.

- | | |
|--|---|
| <ol style="list-style-type: none"> 2. Accounts relating to the Sea-borne Trade and Navigation of British India. R1-4 or 2s. 3d. (4a.)
Yearly subscription R15 without postage and R18 post free. 3. Monthly Statistics of Cotton Spinning and Weaving in Indian Mills. As. 2 or 3d. (1a.) Yearly subscription R2-4. Post free. 4. Indian Customs 5. Joint Stock Companies in Travancore (Supplement) 6. Trade at stations in the Indian States of Mysore, Baroda, &c. 7. Raw Cotton in India 8. Wholesale prices of commodities in the week of 1st June 1929 (Supplement) 9. Review of the Indian Economy, 1928-29 10. Accounts of the Indian States, 1928-29 11. Annual Statistical Abstract of India, 1928-29
Vol. I.—General Statistics
Vol. II.—Economic Statistics 12. Statistical Abstract of India, 1928-29 13. Agriculture in India, 1928-29
Vol. I.—General Statistics
Vol. II.—Economic Statistics 14. Agriculture in India, 1928-29 15. Estimates of Area and Yield of Principal Crops in India, 1927-28 (30th issue). As. 14 or 1s. 6d. (3a.) 16. Indian Tea Statistics, 1927. As. 2 or 3d. (2a.) (Supplement to the <i>Indian Trade Journal</i>, 11th October 1928.) 17. Indian Coal Statistics, 1927. As. 3 or 4d. (2a.) (Supplement to the <i>Indian Trade Journal</i>, 13th December 1928.) 18. Indian Rubber Statistics, 1927. As. 2 or 3d. (1a.) (Supplement to the <i>Indian Trade Journal</i>, 6th September 1928.) 19. Indian Coffee Statistics, 1927-28. As. 2 or 3d. (1a.) (Supplement to the <i>Indian Trade Journal</i>, 27th December 1928.) | <div style="text-align: center; font-size: 2em; font-weight: bold; margin-bottom: 10px;">9063</div> <p>Yearly subscription R1-2. Post free.</p> <p>the Indian States of Mysore, Baroda, &c. Yearly subscription R2-4. Post free.</p> <p>One anna or 1½d. (6p.) (Supplement to the <i>Indian Trade Journal</i>, 1st June 1929.)</p> <p>1 or 1½d. (1a.) (Supplement to the <i>Indian Trade Journal</i>, 1st June 1929.)</p> <p>and stations in India during the first and June 1929. As. 2 or 3d. (6p.)</p> <p>7s. 3d. (6a.)</p> <p>British India for the calendar year with the British Empire and Foreign Exports for 1927-28 (62nd issue).</p> <p>with each country and at each end of the French Possessions in India (62nd issue). R16-10 or 25s. (R1-6.) (6th issue). R2-4 or 4s. 3d. (8a.)</p> <p>As. 3d. (4a.)</p> <p>As. 3d. (4a.)</p> <p>1). Anna 1 or 1½d. (1a.) (Supplement to the <i>Indian Trade Journal</i>, 1st June 1929.)</p> |
|--|---|

Government of India Publications are obtainable from the Government of India Central Publication Branch, 3, Government Place, West, Calcutta, and from the following Agents :—

EUROPE.

OFFICE OF THE HIGH COMMISSIONER FOR INDIA, 42, GREATPORT GARDENS, LONDON, S.W. 1.
And at all Bookellers.

INDIA AND CEYLON.

Provincial Book Depôts.

MADRAS:—Superintendent, Government Press, Mount Road, Madras.
BOMBAY:—Superintendent, Government Book Depôt, Town Hall, Bombay.
SIND:—Library attached to the Office of the Commissioner in Sind, Karachi.
BENGAL:—Bengal Secretariat Book Depôt, Writers' Buildings, Room No. 1, Ground Floor, Calcutta.
UNITED PROVINCES OF AGRA AND OUDH:—Superintendent of Government Press, United Provinces of Agra and Oudh, Allahabad.
PUNJAB:—Superintendent, Government Printing, Punjab, Lahore.
BEAMA:—Superintendent, Government Printing, Burma, Rangoon.
CENTRAL PROVINCES AND BHERAR:—Superintendent, Government Printing, Central Provinces, Nagpur.
ASSAM:—Superintendent, Assam Secretariat Press, Shillong.
BIHAR AND ORISSA:—Superintendent, Government Printing, Bihar and Orissa, P. O. Gaidarbagh, Patna.
COORG:—Office of the Chief Commissioner of Coorg, Bangalore.
NORTH-WEST FRONTIER PROVINCE:—Manager, Government Printing and Stationery, Peshawar.

Thacker, Spink & Co., Calcutta and Simla.
W. Newman & Co., Ltd., Calcutta.
E. Cambray & Co., Calcutta.
S. K. Lahiri & Co., Calcutta.
The Indian School Supply Depôt, 309, Bow Bazar Street, Calcutta.
Butterworth & Co. (India), Ltd., Calcutta.
Raj M. O. Barcar Bahadur & Sons, 90-2A, Harrison Road, Calcutta.
Standard Literature Company, Limited, Calcutta. Association Press, Calcutta.
Chukraverty, Chatterjee & Co., Ltd., 18, College Square, Calcutta.
The Book Company, Calcutta.
James Murray & Co., 12, Government Place, Calcutta. (For Meteorological Publications only.)
Ray Chaudhury & Co., 48-5, Ashutosh Mukherji Road, Calcutta.
Scientific Publishing Co., 9, Talbolla Lane, Calcutta.
Chatterjee & Co., 204, Corwallis Street, Calcutta.
Standard Law Book Society, 8-8, Hastings Street, Calcutta.
The Hindu Library, 3, Wandalal Mullick Lane, Calcutta.
B. C. Basak, Esq., Proprietor, Albert Library, Dacca.
Mitra Brothers, Rajshahi.
Higginbothams, Madras.
Rochouse and Sons, Madras.
G. A. Nateson & Co., Publishers, George Town, Madras.
Theosophical Publishing House, Adyar, Madras.
F. Varadachary & Co., Madras.
S. Murthy & Co., Madras.
Bright & Co., Trivandrum.
The Booklover's Resort, Tattad, Trivandrum, South India.
R. M. Gopalakrishna Kona, Padumandapam, Madras.
Central Book Depôt, Madras.
Vijayar & Co., Vizagapatam.
Thecker & Co., Ltd., Bombay.
D. B. Taraporevala, Sons & Co., Bombay.
Sunder Pandurang, Bombay.
Raj Chandra Govind & Sons, Kalbadevi Road, Bombay.
W. M. Tripathi & Co., Bookellers, Princess Street, Kalbadevi Road, Bombay.
New & Secondhand Bookshop, Kalbadevi Road, Bombay.
Mrs. Radhabai Atmaram Sagoon, Kalbadevi Road, Bombay.
J. M. Pandya & Co., Bombay.
Gatalal & Co., Bombay.
A. H. Wheeler & Co., Allahabad, Calcutta and Bombay.
S. Govind & Co., Sandhurst Road, Girgaum, Bombay.
Proprietor, New Kitabkhana, Poona.
The Manager, Oriental Book Supplying Agency, 15, Shukrawar, Poona City.
Mama Krishna Bros., Opposite Vihrambag, Poona City.
S. P. Bookstall, 21, Budhwar, Poona.
Mangaldas & Sons, Bookellers and Publishers, Bhaga Talao, Surat.
The Standard Book and Stationery Co., 32-33, Arbab Road, Peshawar.

E. B. Umadikar & Co., The Bharat Book Depôt, Dharwar.
The Standard Bookstall, Karachi, Quetta, Delhi, Murree and Rawalpindi.
The Karachi Book Depôt, Eplinstone Street, Camp, Karachi.
The English Bookstall, Karachi.
The Standard Bookstall, Quetta.
U. P. Malhotra & Co., Quetta.
J. Ray & Sons, 43 K. & L, Edwards Road, Rawalpindi, Murree and Lahore.
The Standard Book Depôt, Lahore, Nainital, Mussoorie, Dalhousie, Ambala Cantonment and Delhi.
N. B. Mathur, Supdt., Nasir Kanna Hind Press, Allahabad.
The North India Christian Tract and Book Society, 18, Citre Road, Allahabad.
Ram Dayal Agarwala, 184, Katra, Allahabad.
The Indian Army Book Depôt, Juhl, Cawnpore.
The Indian Army Book Depôt, Jullundur City.
Mansur, Newal Kishore Press, Lucknow.
The Upper India Publishing House, Ltd., Literature Palace, Ammundaia Park, Lucknow.
Raj Sahib M. Gulab Singh & Sons, Muft-i-Am Press, Lahore and Allahabad.
Rama Krishna & Sons, Bookellers, Anarkali, Lahore.
Puri Brothers, Bookellers and Publishers, Katchari Road, Lahore.
The Tilak School Bookshop, Lahore.
The Standard Bookstall, Lahore.
The Proprietor, Punjab Sanskrit Book Depôt, Saldimha Street, Lahore.
The Insurance Publicity Co., Ltd., Lahore.
The Punjab Religious Book Society, Lahore.
Manager of the Imperial Book-Depôt, 63, Chandney Chawk Street, Delhi.
Fono Book Agency, New Delhi.
Oxford Book and Stationery Company, Delhi and Calcutta.
Supdt., American Baptist Mission Press, Rangoon.
The Modern Publishing House, Ltd., 30, Phayre Street, Rangoon.
Burma Book Club, Ltd., Rangoon.
Manager, The "Hilvada," Nagpur.
Bhisey Brothers, Bookellers and Stationers, Sitabaidi, Nagpur.
S. C. Talukdar, Proprietor, Students & Co., Cooh Behar.
The Manager, Ceylon Observer, Colombo.
The Manager, The Indian Bookshop, Benares City.
Rendishore & Bros., Chowk, Benares City.
The Srivilliputtur Co-operative Trading Union, Ltd., Srivilliputtur (S. I. B.).
Raghunath Prasad & Sons, Patna City.
The Students' Emporium, Patna.
K. L. Mathur & Bros., Guri, Patna City.
Dandekar Brothers, Indore City.
Pushtakalaya Sahayak Bahakari, Ltd., Baroda.
The Hyderabad Book Depôt, Chadarghat, Hyderabad (Deccan).
Thakur & Co., Amraoti.
S. Krishnaswamy & Co., Teppakulam P. O., Trichinopoly Fort.
National College Teachers' Union Book Depôt Trichinopoly.]

CONTENTS.

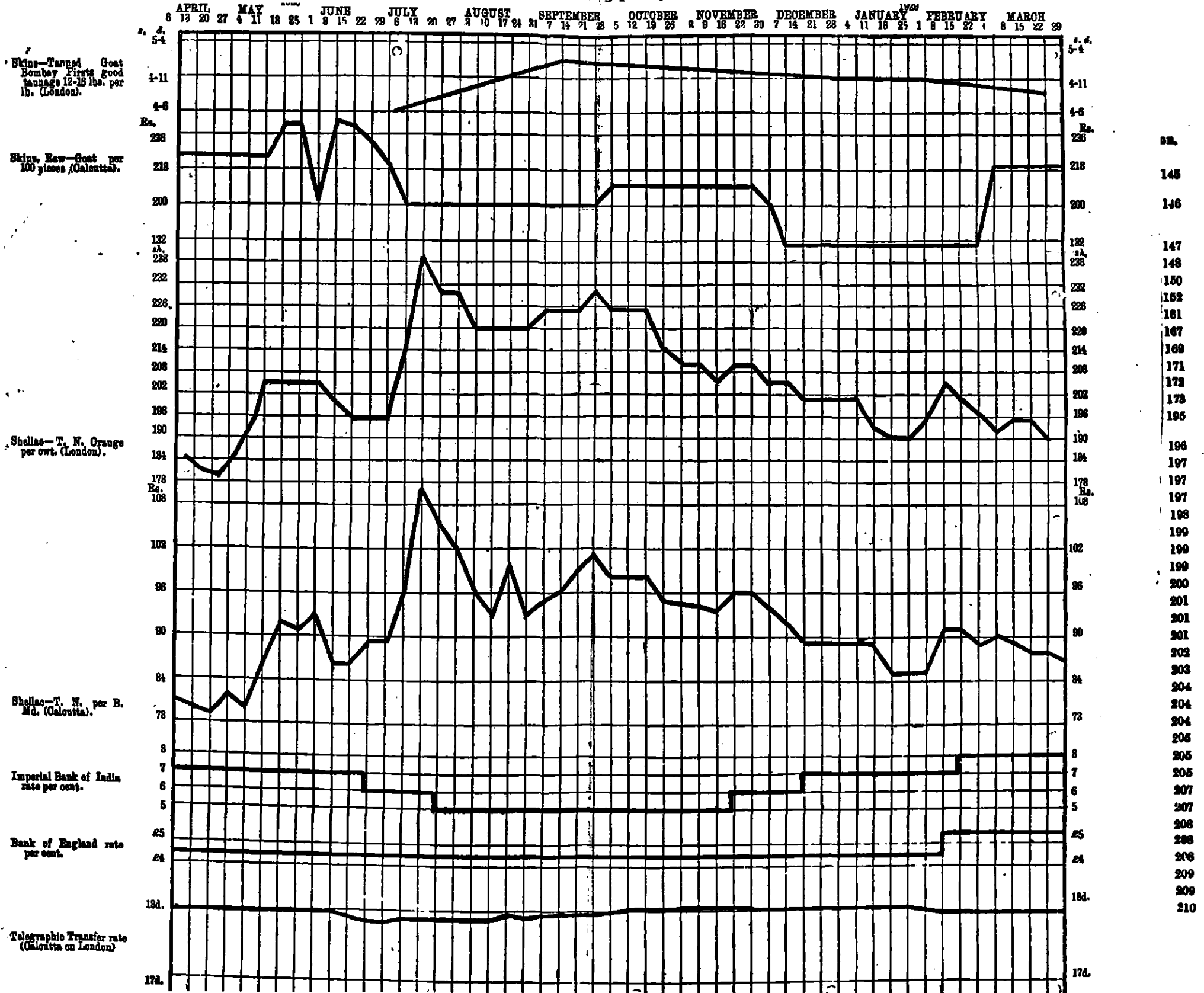
Part I—Report.

	PAGE.
CHARTS ILLUSTRATING—	
1. Foreign Sea-borne Trade of India—	
(a) during the last ten years as compared with averages of the pre-war, war and post-war periods	v
(b) during the 65 years 1864-69 to 1924-29	vi
2. Variations in the values of principal articles in the Import and Export Trade of British India during the last ten years as compared with averages of the pre-war, war and post-war periods	vii—viii
3. Import and Export Trade of British India (private merchandise only) and excess of exports over imports	ix
4. Variations in the trade of British India with principal countries during the last ten years as compared with averages of the pre-war, war and post-war periods	x—xii
5. Monthly fluctuations in the net imports or net exports of gold, silver and treasure (on private account) during 1927-28 and 1928-29	xiii
6. Price per tola of English bar gold in Bombay, of silver in London per standard ounce and the telegraphic transfer rate in Calcutta on London at or about the end of each month during 1927-28 and 1928-29	xiv
7. Variations in the shares of principal articles in the Import and Export Trade of British India during the last ten years as compared with averages of the pre-war, war and post-war periods	xv—xvi
8. Variations in the shares of principal countries in the Import and Export Trade of British India during the last ten years as compared with averages of the pre-war, war and post-war periods	xvii—xviii
9. Prices of certain staple articles in India, the index numbers of prices of cloth in Manchester, and Bank and T. T. rates during the year 1928-29	xix—xxiv
CHAPTER I.—General remarks	1—10
CHAPTER II.—Imports of Merchandise—	10—64
Cotton manufactures	11
Artificial silk	21
Wool, raw and manufactured	23
Silk, raw and manufactured	25
Iron and steel	26
Other metals	30
Machinery and millwork	31
Motor vehicles	34
Hardware	40
Sugar	42
Mineral oils	47
Provisions	50
Liquors	51
Paper and pasteboard	53
Chemicals	54
Drugs and medicines	55
Salt	55
Other articles	58

	PAGE.
CHAPTER III.—Exports of Merchandise—	65—116
Jute and jute manufactures	65
Cotton	69
Cotton manufactures	73
Food-grains and flour	81
Oilseeds	90
Tea	93
Hides and skins	99
Lac	102
Raw wool	103
Oils	105
Other articles	106
Postal articles not specified	115
Re-exports of foreign merchandise	115
Government Stores—Imports, Exports and Re-exports	116
CHAPTER IV.—The Direction of Overseas Trade	117—137
CHAPTER V.—Frontier and Indo-Burma Trade—	138—149
I. Frontier Trade	138
II. Coasting Trade between Burma and other provinces	140
CHAPTER VI.—Balance of Trade and Movements of Treasure—	141—144
I. Balance of Trade	141
II. Movements of Treasure	143

[xxiv]
CHART 9.
 Chart showing prices, etc.

Sheet No. 6.



CONTENTS—continued.

Part II—Tables.

No.	Page.
1. Total foreign sea-borne trade during 1927-28 and 1928-29 with pre-war, war and post-war averages	145
2. Total Merchandise and Treasure, and Gold separately during the last six years with quinquennial averages for the preceding sixty years	146
3. Monthly sea-borne trade (private merchandise) imports and exports (including re-exports) during the last two years with the pre-war, war and post-war averages and excess of exports over imports	147
4. Imports of private merchandise according to five main classes	148
5. Exports of private merchandise according to five main classes	150
6. Quantity and value of principal articles of imports	152
7. Quantity and value of principal articles of exports	161
8. Quantity and value of principal articles of re-exports	167
9. Trade with the British Empire and Foreign Countries in merchandise only	169
10. Percentage share of the principal countries in the total trade in merchandise only	171
11. Trade of certain principal countries and British India	172
12. Trade with principal countries distinguishing principal articles	173
13. Imports of cotton piecegoods	195
13-A. Production, imports, mill and other consumption, exports and re-exports of raw cotton	196
14. Production in the Indian mills of cotton piecegoods	197
15-A. Imports of cotton twist and yarn	197
15-B. " " " " " " " by counts	197
15-C. " " " " " " " from the principal supplying countries	198
16. Production in the Indian mills of cotton twist and yarn by counts	199
17. Imports of raw silk, silk yarn and silk piecegoods	199
18. " " woollen piecegoods	199
19. " and declared value of iron and steel	200
20. " of iron and steel by principal countries	201
21. " " Machinery and mill-work	201
22. " " Motor cars, motor cycles and accessories	201
23. " " Hardware excluding cutlery	202
24. " " Metals excluding iron and steel	203
25. " " Sugar excluding molasses and confectionery	204
26. " " Mineral oil	204
27. " " Cement	204
28. Exports of raw jute	205
29. Production, mill consumption and exports of raw jute	205
30-A. Exports of Jute gunny bags and cloth	205
30-B. " " Jute bags and cloth to principal countries	207
31. Exports of raw cotton	207
32-A. Exports of cotton twist and yarn	208
32-B. Exports of cotton twist and yarn by counts	208
33. Exports of Indian grey and coloured cotton piecegoods	208
34. " " Indian tea	209
35-A. Exports of seeds	209
35-B. Shares of principal countries in the total value of exports of seeds	210

No.	Page.
36. Exports of Rice not in the husk	211
37. " " Wheat	211
38. " " Lac	212
39. " " Indigo	212
40. " " Opium	213
41. " " Hides and skins	213
42. " " Manganese ore	214
43. Percentage of exports of certain principal crops to total production	214
44. Imports and Exports of Gold, Silver and Currency Notes	215
45. Monthly net imports of Gold, Silver and Currency Notes during 1928-29	220
46. Absorption of Gold in India	221
47. Balance of Trade of India	222
48. Declared value per unit of principal imported articles	223
49. " " " " " " exported	225
50. Wholesale prices in India	227
51. Prices of cotton, raw and index numbers of cotton, raw and cloth in Liverpool	229
52. Maritime freights	231
53. Indian sea and land customs revenue (excluding salt revenue)	232
54. Customs tariff—rates of duty	234
55. Share of each province in the total entries and clearances of vessels	249
56. Number and tonnage of vessels engaged in the foreign sea-borne trade	250
57. Rail-borne trade at stations adjacent to land frontier routes during the official years 1926-27, 1927-28 and 1928-29	252
58. Trade at stations on the important land frontier routes of Burma during the official years 1926-27, 1927-28 and 1928-29	255
59. Chief imports into Burma from India	258
60. Chief exports from Burma to India	259
61. Tables illustrating competition experienced by Indian products in certain foreign markets	260
Imports of Linseed	260
" " Rapeseed	260
" " Sesamum seed	261
" " Groundnut	261
" " Tea	262

CHART 1.

Foreign Sea-borne Trade of British India
 (a) During the last ten years as compared with averages of the Pre-war, War and Post-war periods.
 (Private and Government)

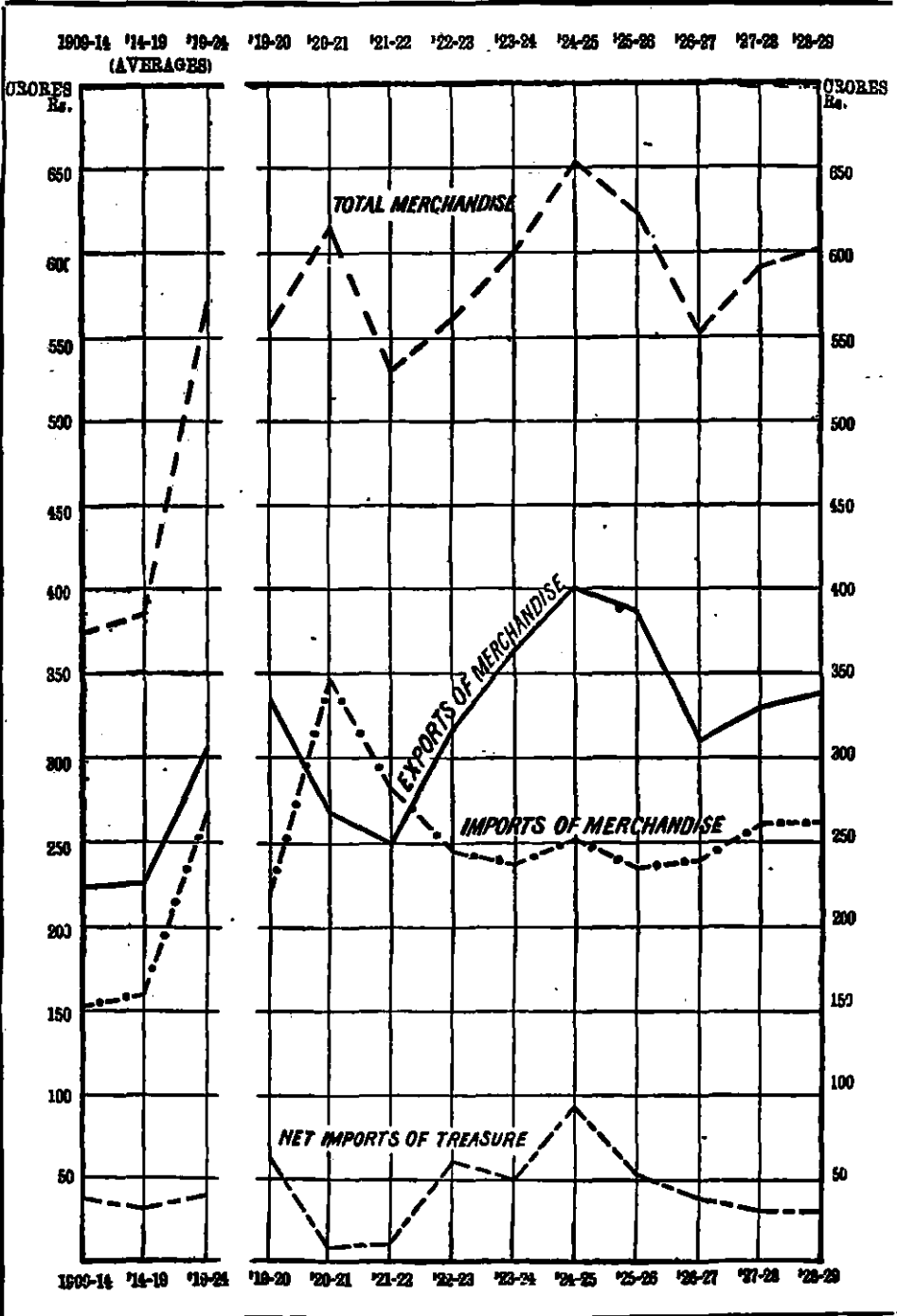


CHART 1.

Foreign Sea-borne Trade of British India.
 (b) During the 65 years (1864-69 to 1924-29). Quinquennial Averages.
 (Private and Government)

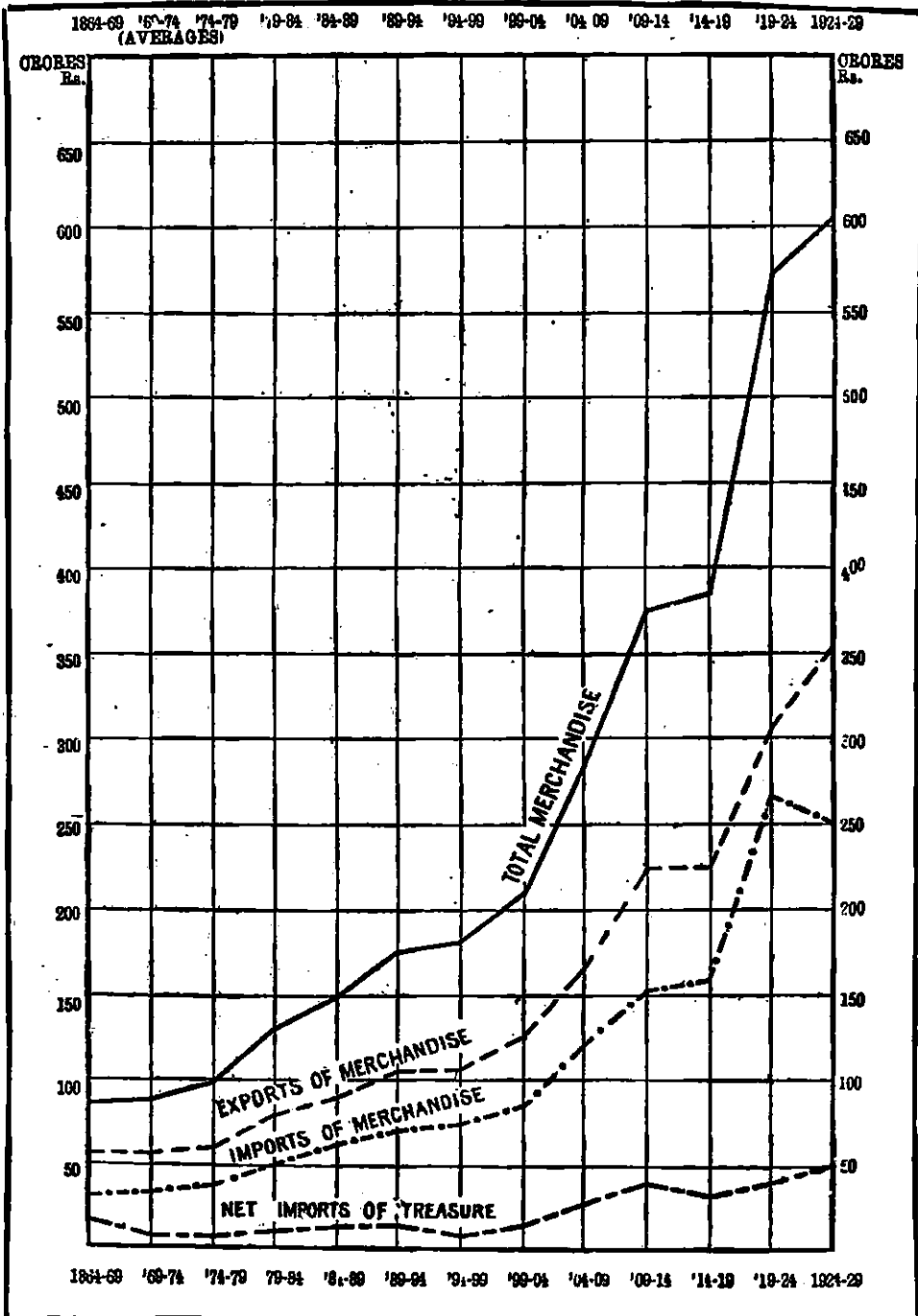


CHART 2.

(a) Variations in the Values of Principal Articles in the Import Trade of British India during the last ten years as compared with averages of the pre-war, war and post-war periods.

IMPORTS

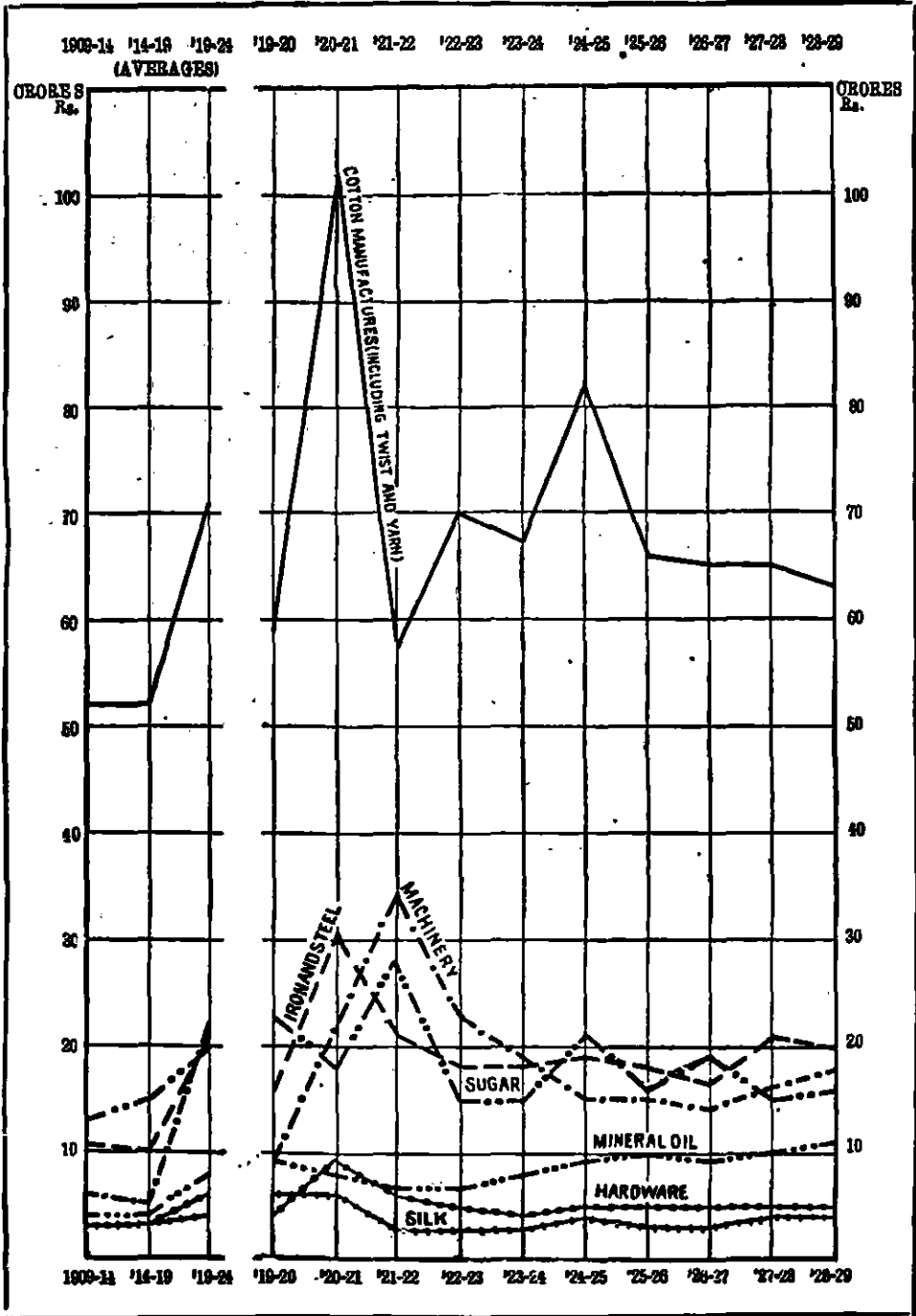


CHART 2.

(b) Variations in the Values of Principal Articles in the Export Trade of British India during the last ten years as compared with averages of the pre-war, war and post-war periods.

EXPORTS

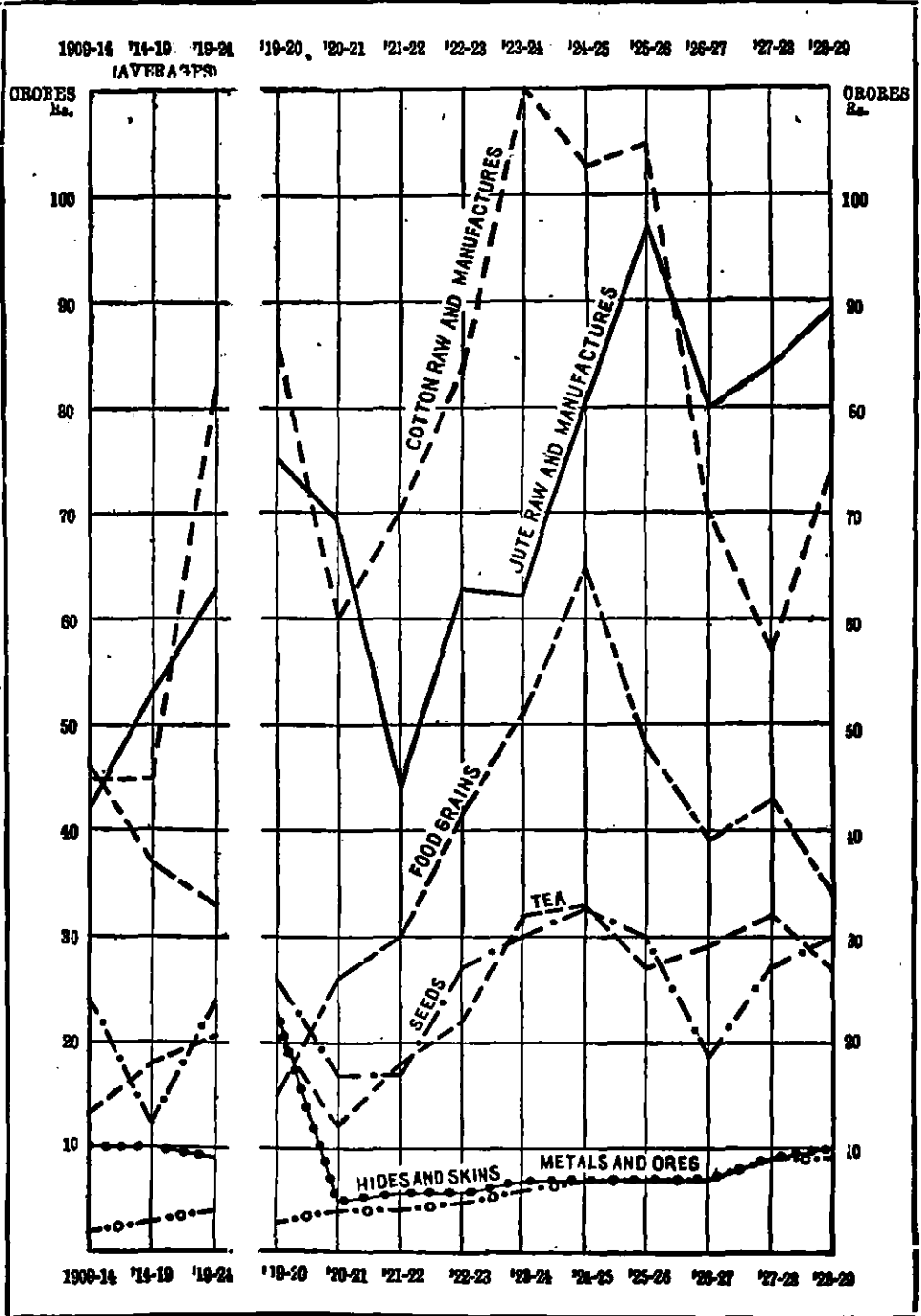


CHART 3.

Import and Export Trade of British India (Private Merchandise only) and Excess of Exports over Imports.

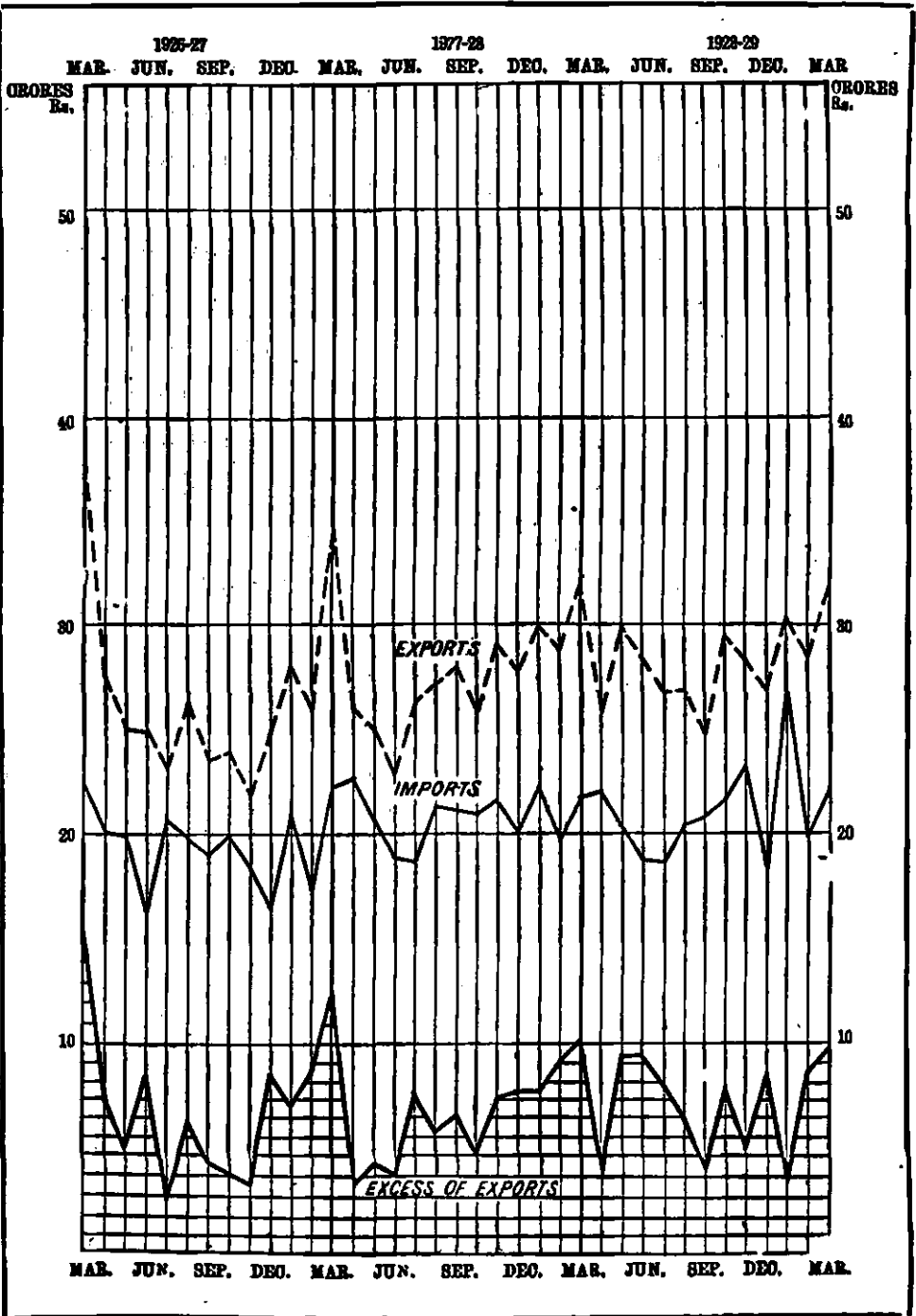


CHART 4.

(a) Variations in the Trade of British India with principal countries during the last ten years as compared with averages of the pre-war, war and post-war periods.

IMPORTS (I)

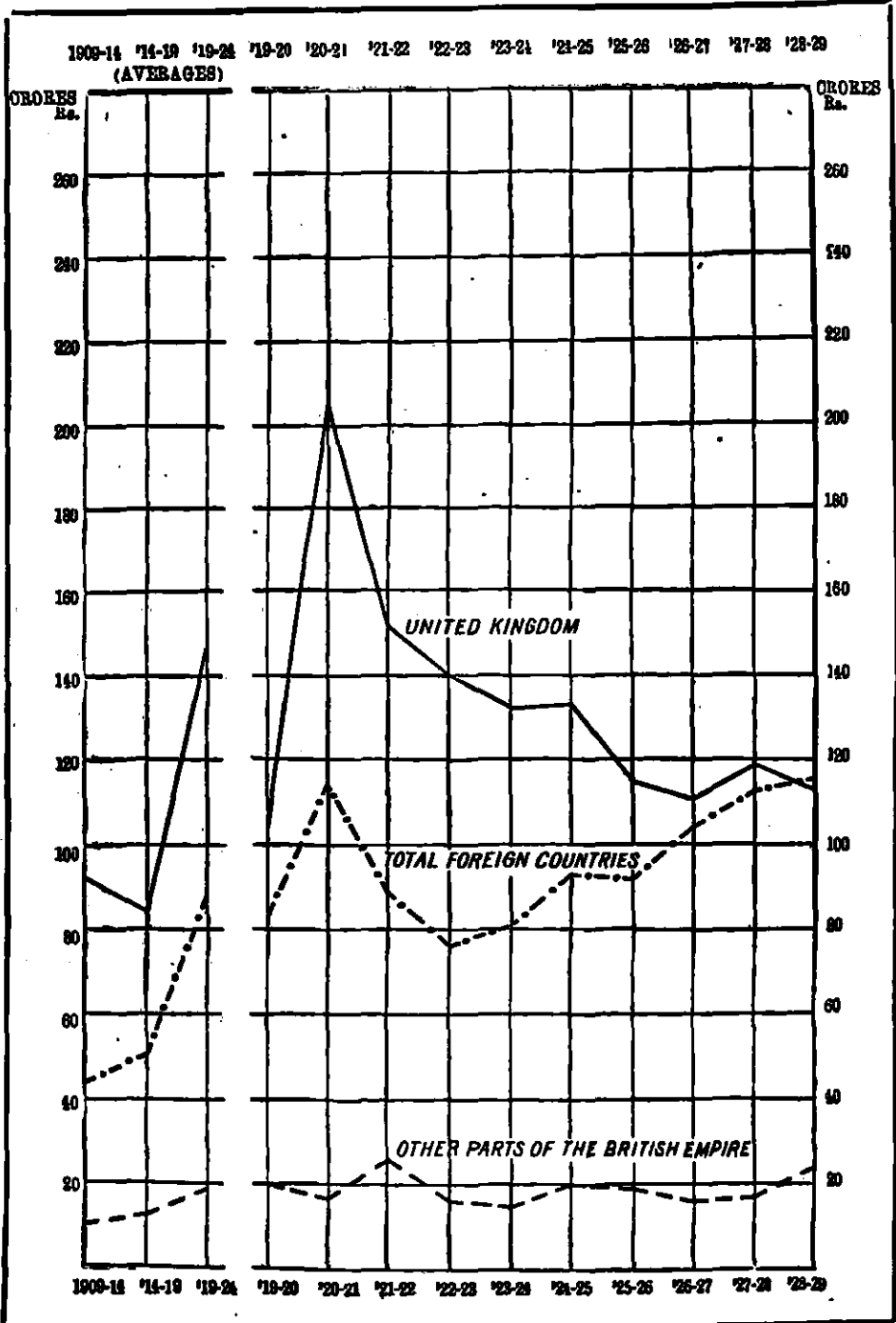


CHART 4.

(a) Variations in the Trade of British India with principal countries during the last ten years as compared with averages of the pre-war, war and post-war periods.

IMPORTS (II)

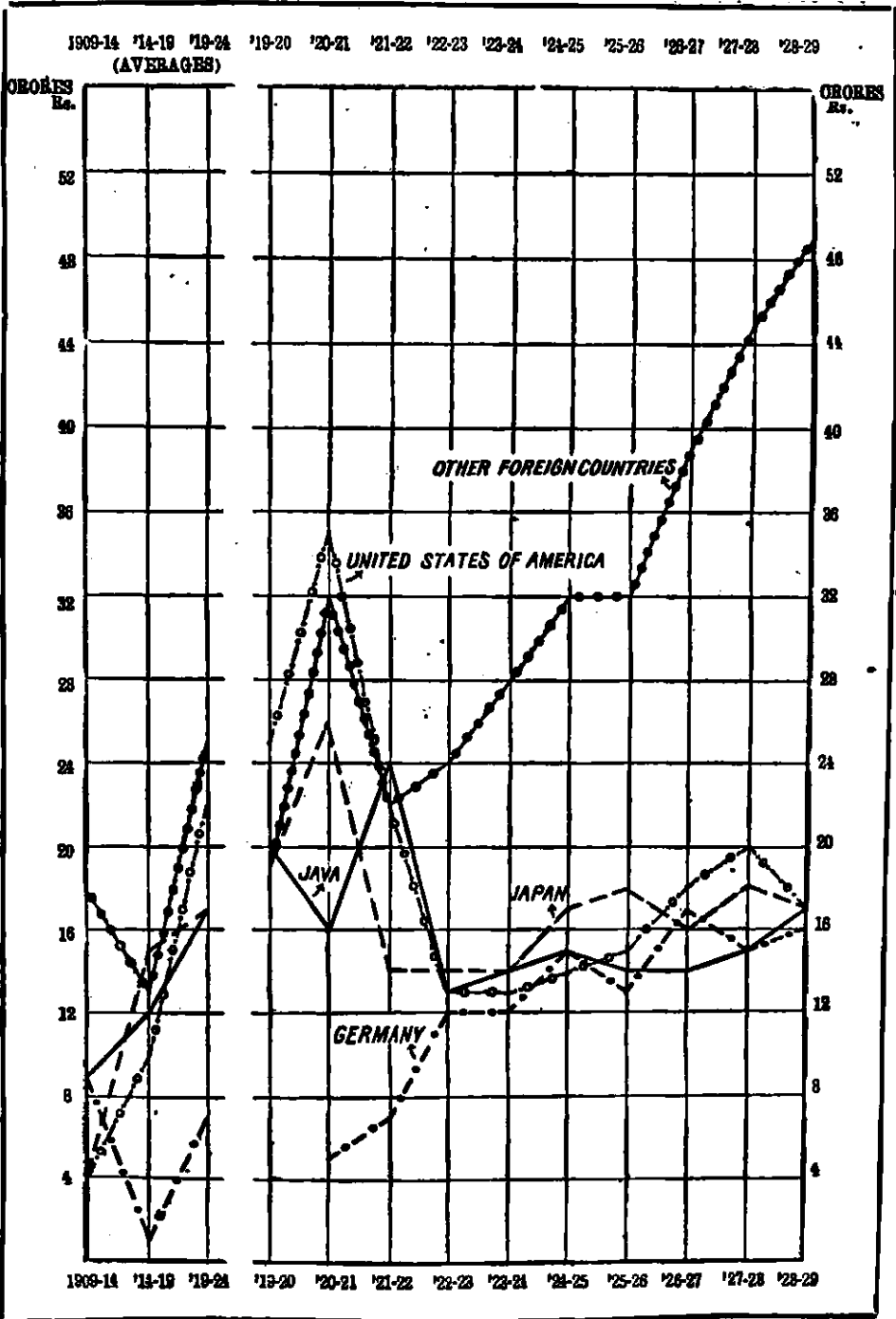


CHART 4.

(b) Variations in the Trade of British India with principal countries during the last ten years as compared with averages of the pre-war, war and post-war periods.

EXPORTS

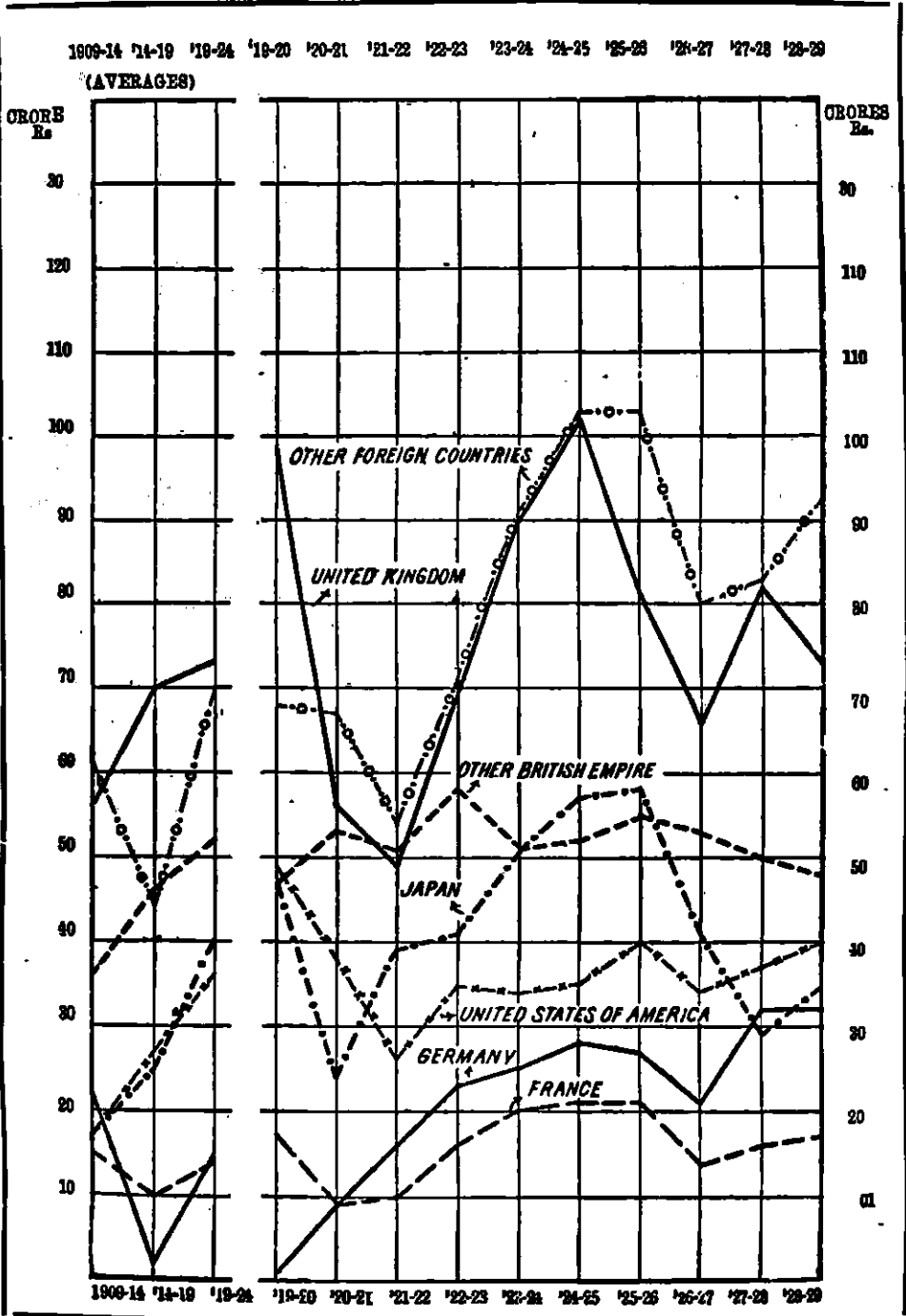


CHART 5.

Monthly fluctuations in the net Imports or net Exports of Gold, Silver and Treasure (on private account) during 1927-28 and 1928-29.

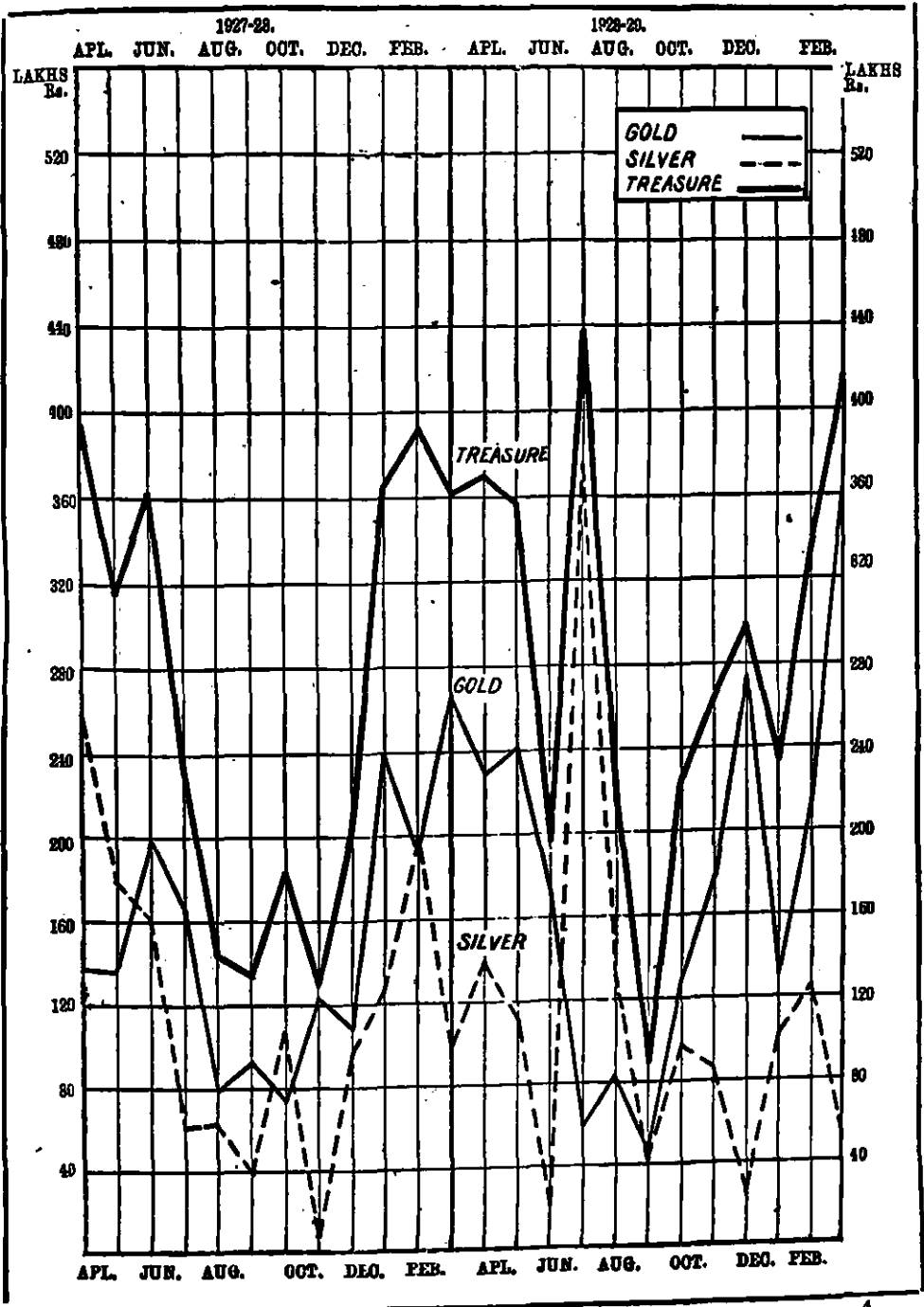


CHART 6.

Price per tola of English bar Gold in Bombay, price of Silver in London per Standard ounce and the Telegraphic transfer rate in Calcutta on London at or about the end of each month during the years 1927-28 and 1928-29.

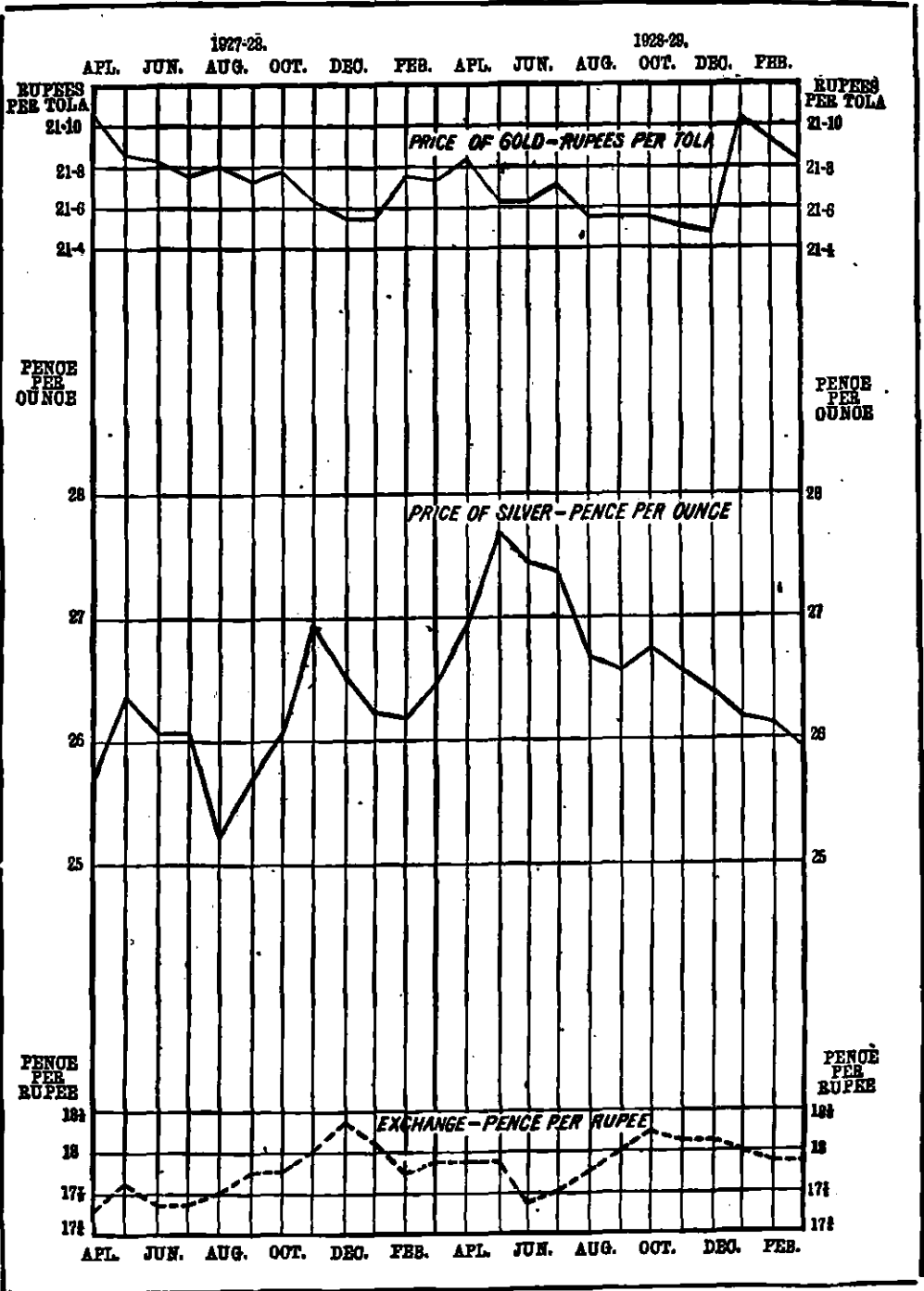


CHART 7.

(a) Variations in the shares of the principal articles in the Import trade of British India during the last ten years as compared with averages of the pre-war, war and post-war periods.

IMPORTS

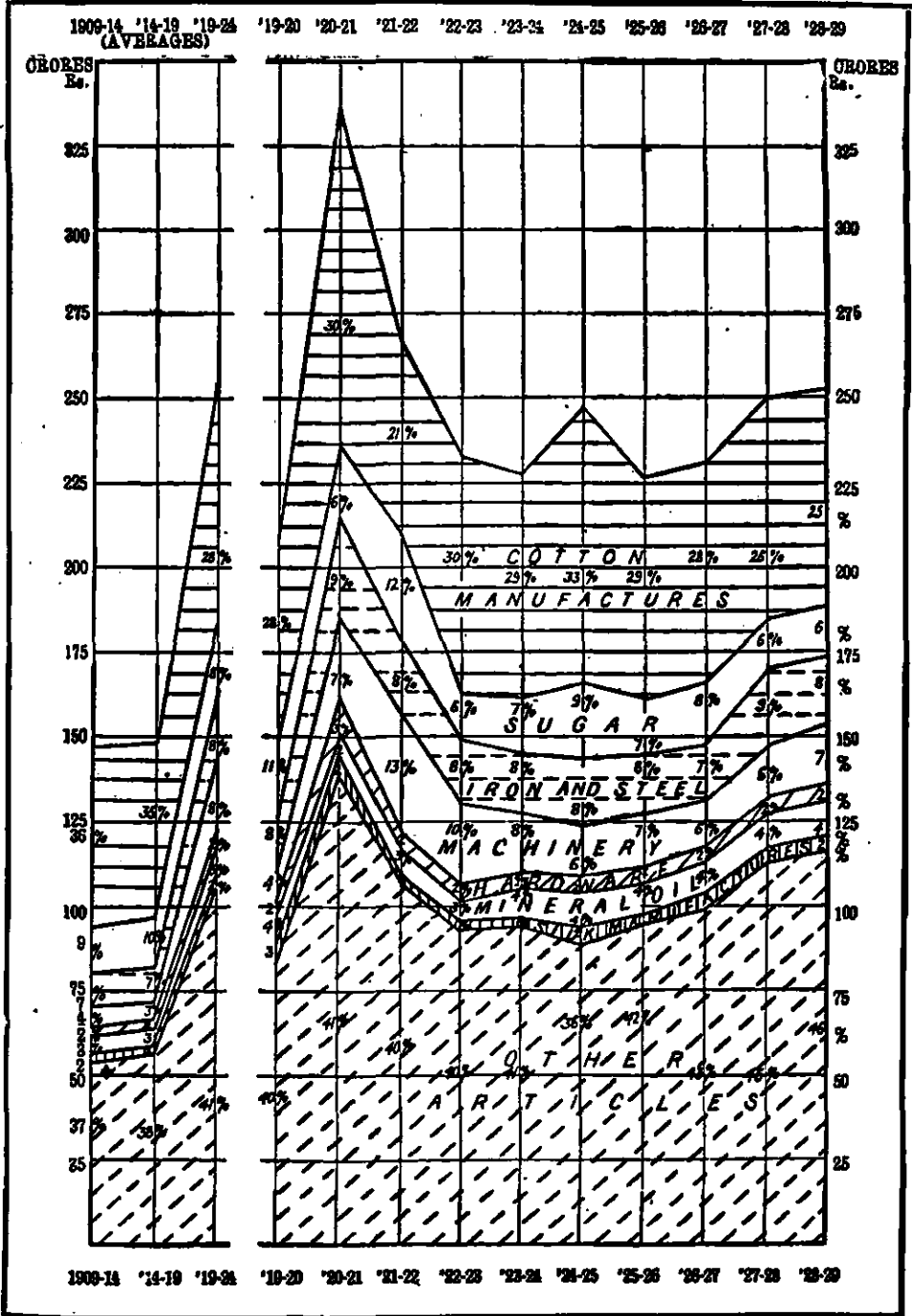


CHART 7.

(b) Variations in the shares of the principal articles in the Export trade of British India during the last ten years as compared with averages of the pre-war, war and post-war periods.

EXPORTS.

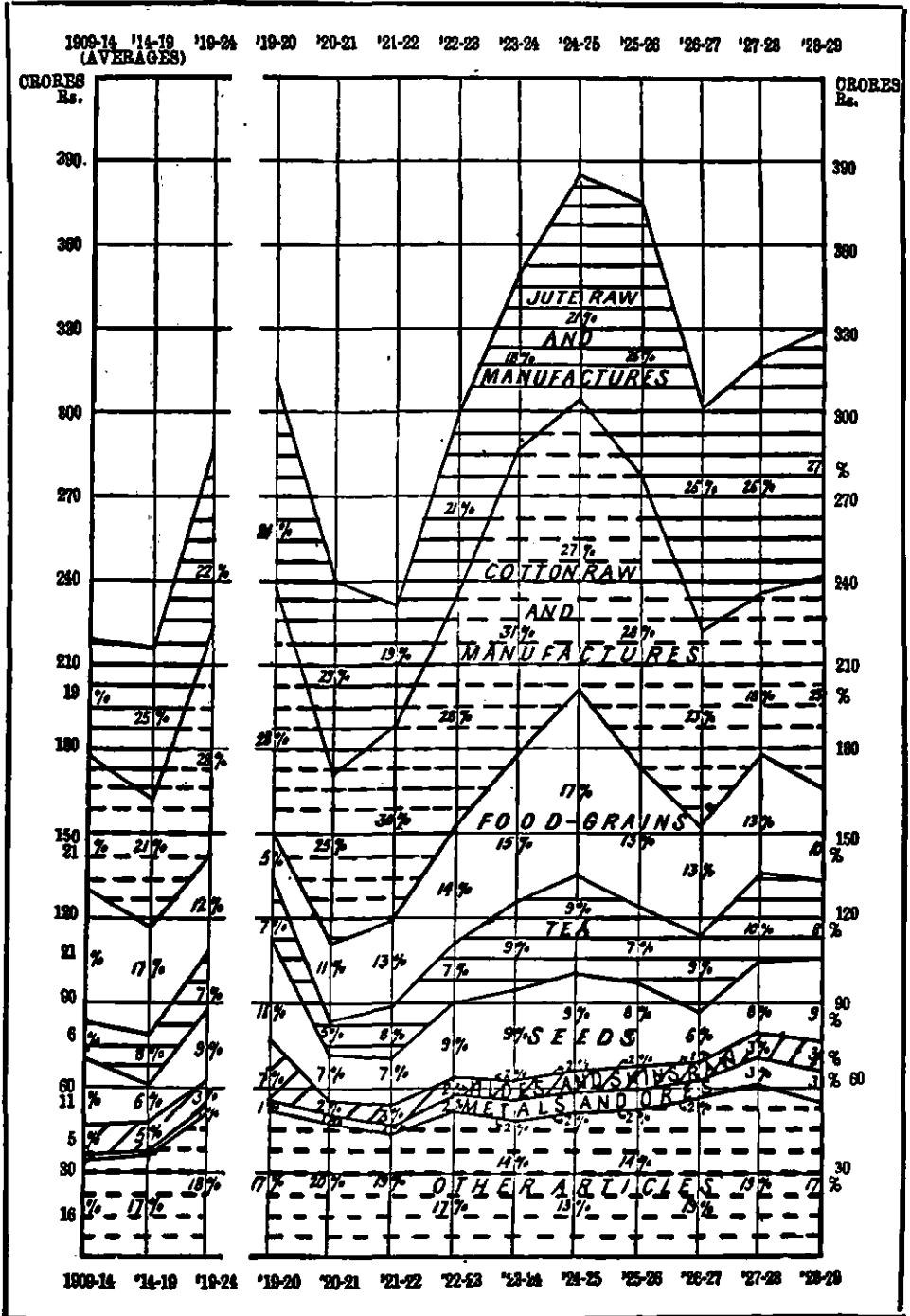


CHART 8.

(a) Variations in the shares of the principal countries in the Import trade of British India during the last ten years as compared with averages of the pre-war, war and post-war periods.

IMPORTS.

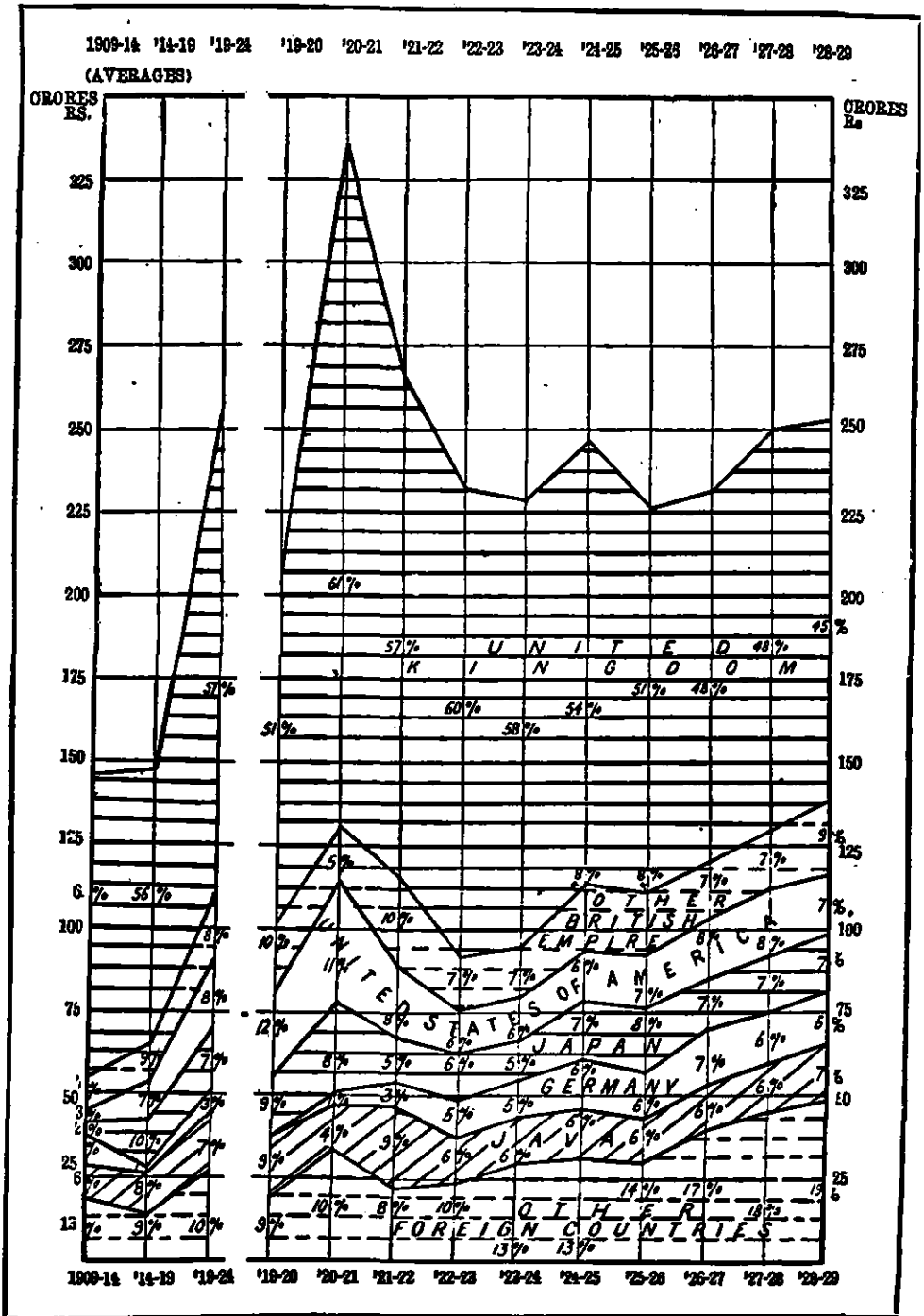


CHART 8.

(b) Variations in the shares of the principal countries in the Export trade of British India during the last ten years as compared with averages of the pre-war, war and post-war periods.

EXPORTS

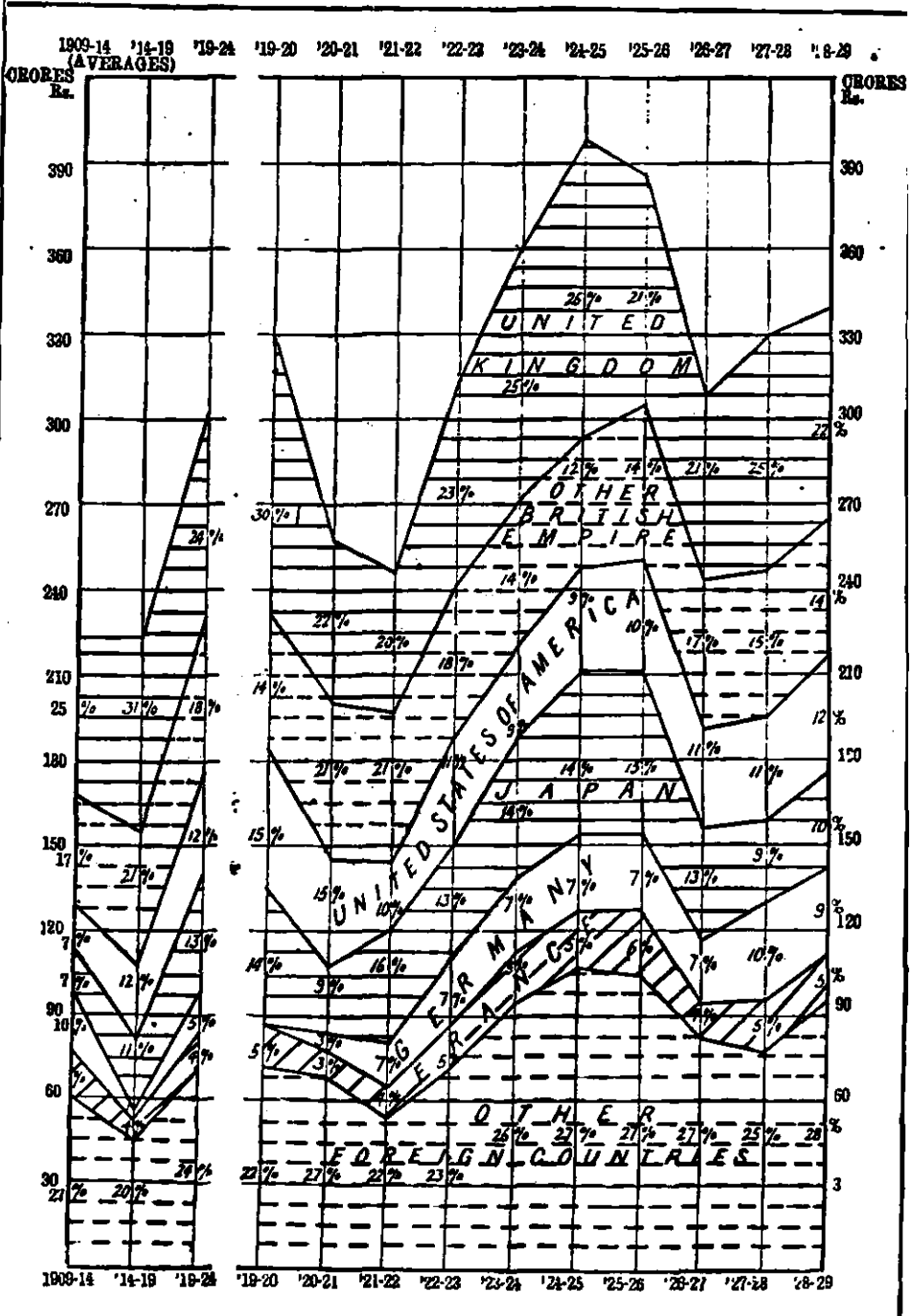


CHART 9.

Chart showing prices, etc.

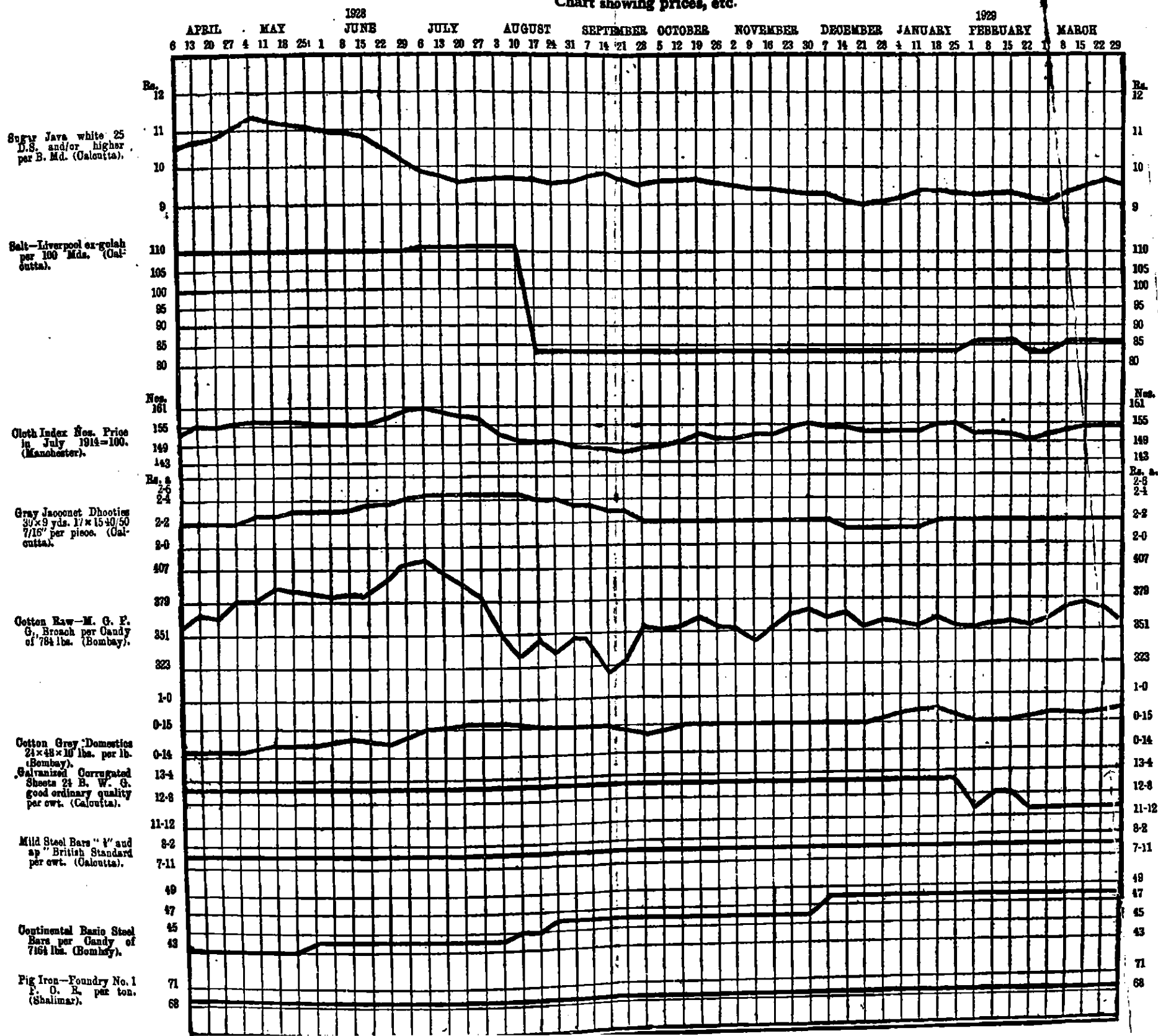


CHART 9.

Chart showing prices, etc.

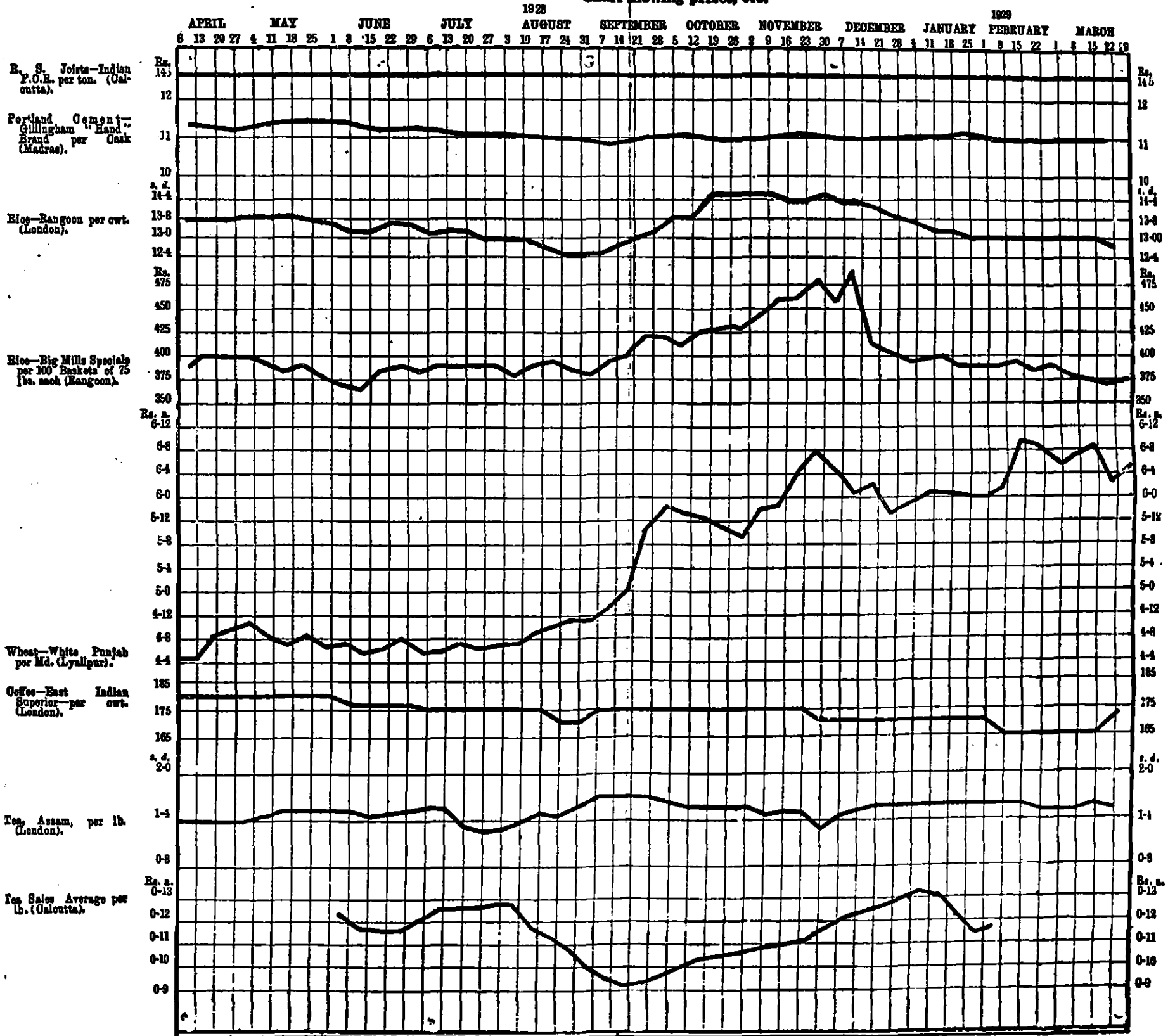


CHART 9.
Chart showing prices, etc.

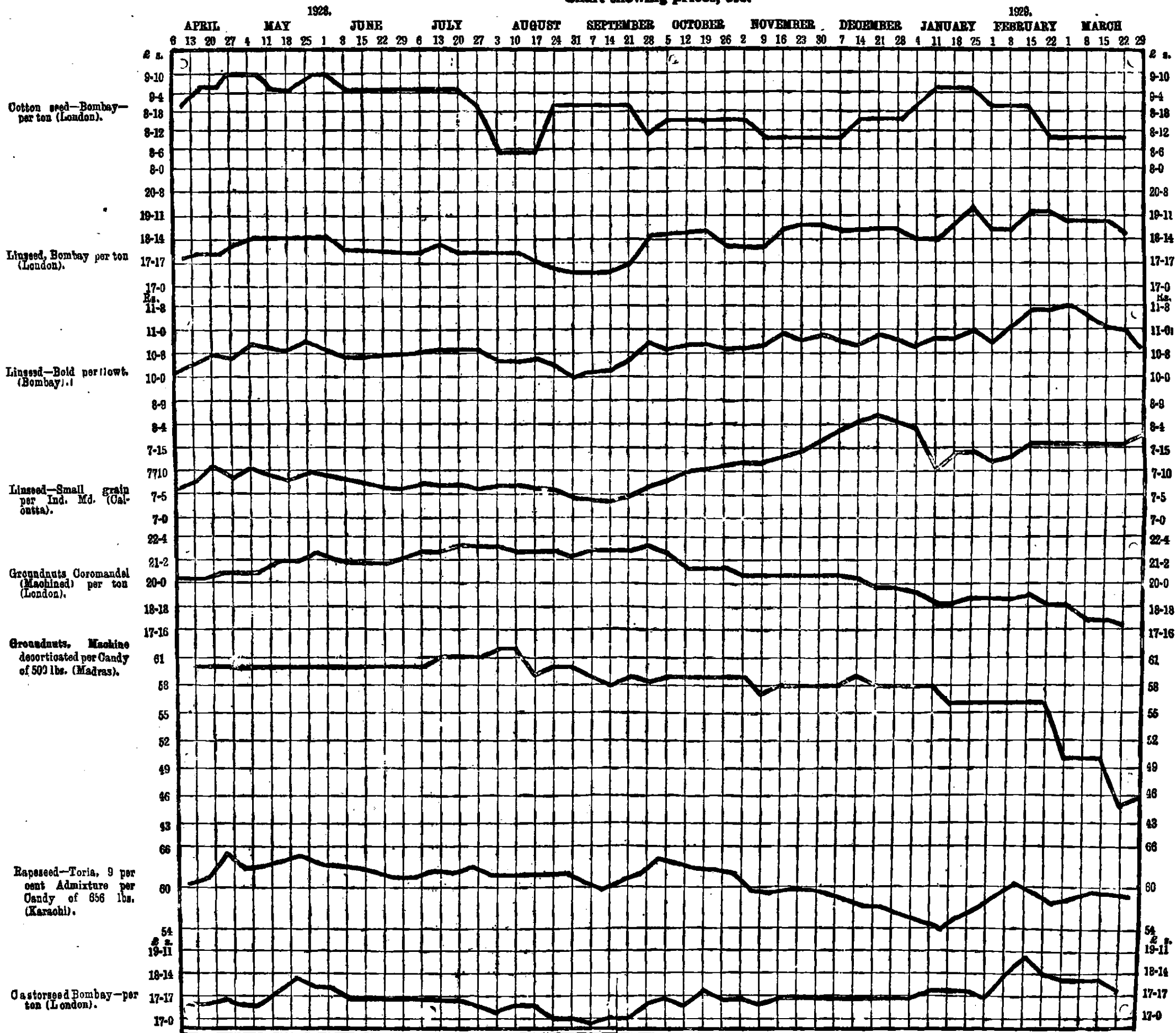
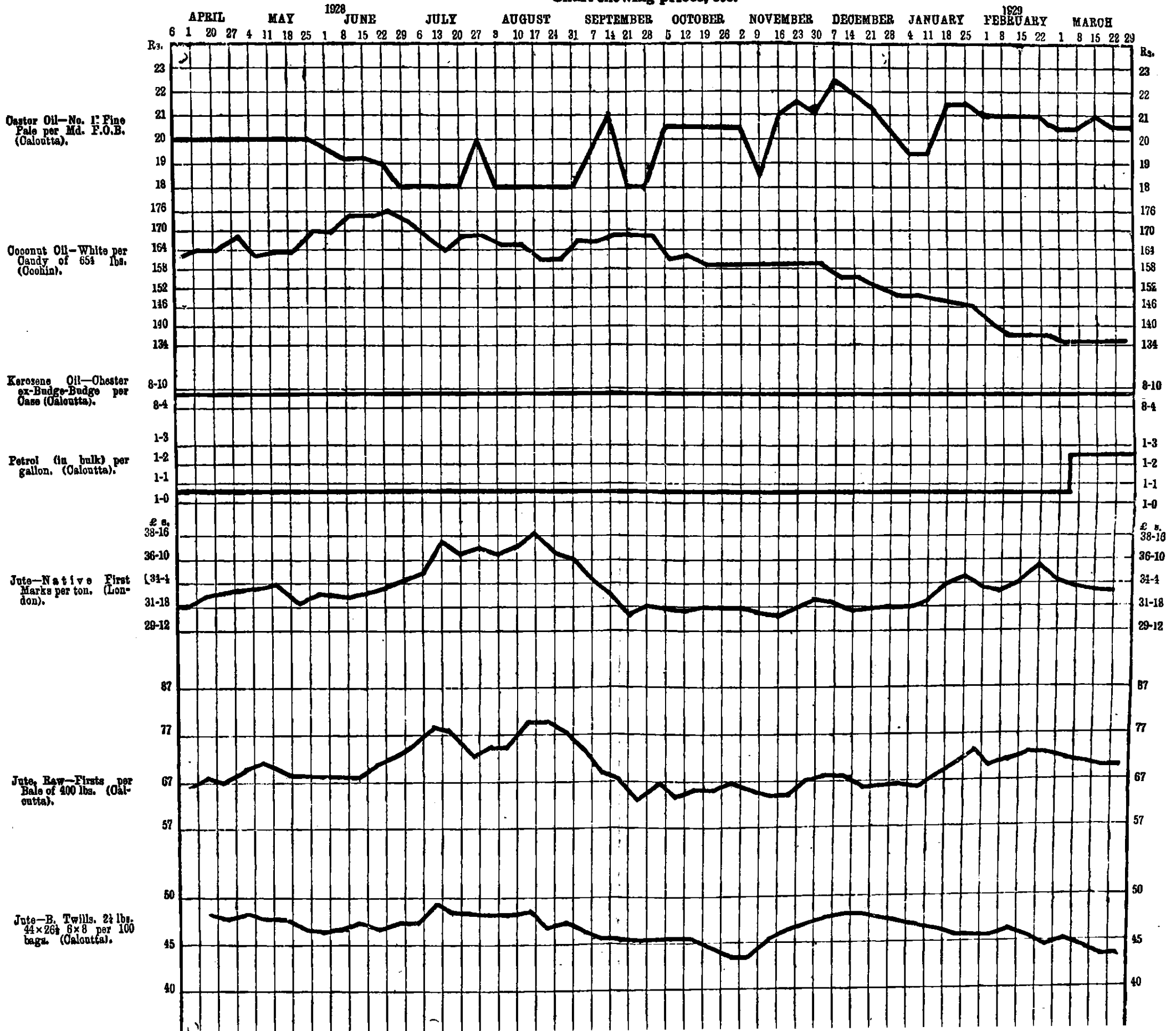
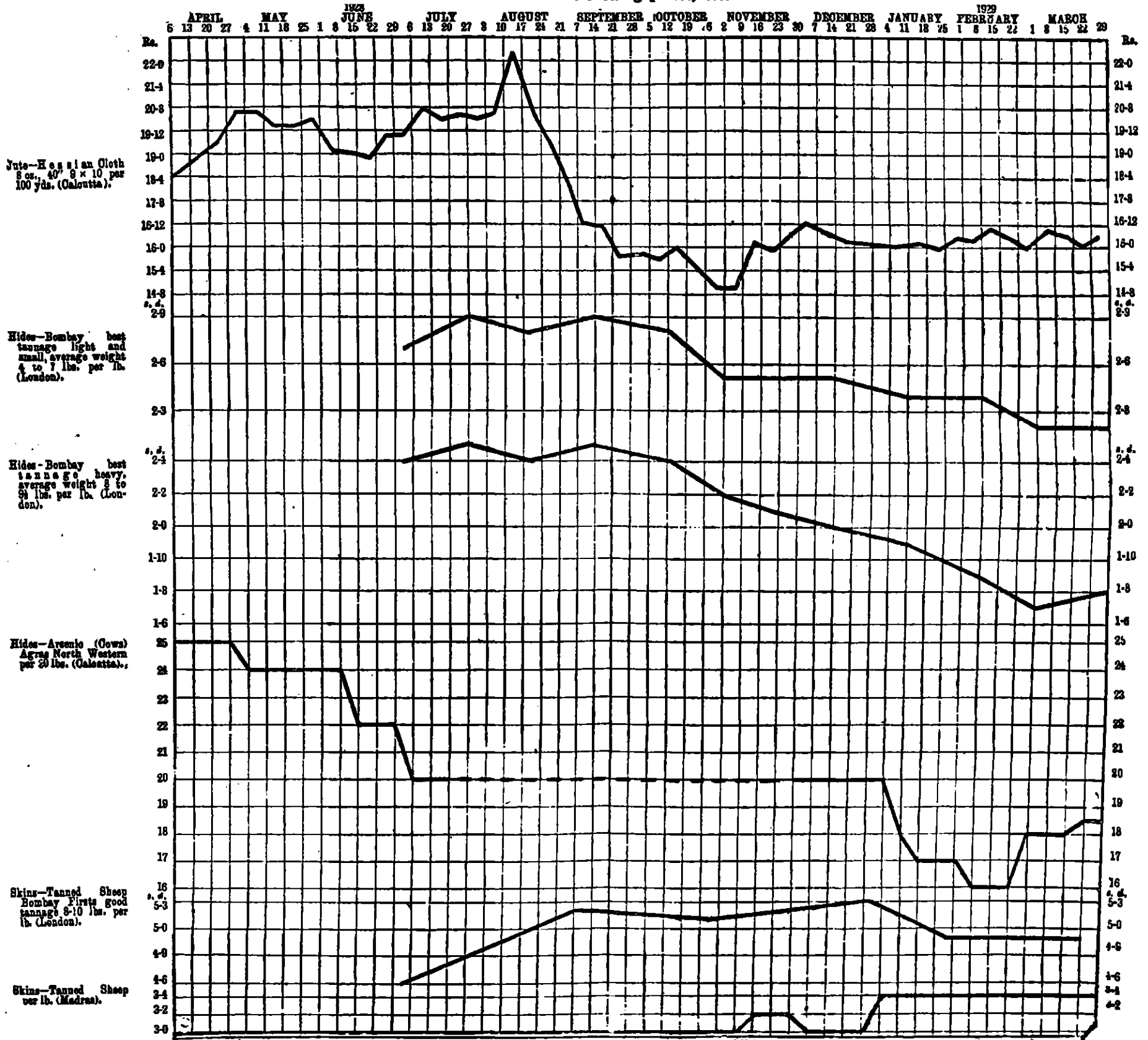


CHART 9.
Chart showing prices, etc.



(xxiii)
CHART 9.
 Chart showing prices, etc.

Sheet No. 6.



INDEX

	Report Page	TABLES		Miscellaneous Page
		Import Page	Export Page	
Absorption of gold				221
Acids	55			
Agricultural conditions	1			
Agricultural implements	41	155		
Ale, beer and porter	51	156		223
Alizarine dyes	59, 60	156		224
Almonds		157		
Aluminium	30	153, 203		
Angle and spring		152		
Aniline dyes	59, 60	156		224
Animal oil	108	148, 154	150	
Animals, living		149, 159	151, 166	224
Apparel		149, 157	151, 166,	223
			168	
Arabia		187	187	
Argentine Republic	137		186	
Arms, ammunition and military stores	116	149, 158	161	
Articles by post	116	159	166, 168	
" free of duty				234—236
" liable to duty				236—247
" mainly unmanufactured		149	151	
" of food, drink and tobacco		148	150	
" wholly or mainly manufactured		149	151	
Artificial silk	21			
Australia	128	195	195	
Austria		175	175	
Bacon and hams	51			
Bahrain Islands		187	188	
Bajra (<i>Pennisetum typhoides</i>)	90		161	
Balance of trade	8, 141			223
Bank rates	9			
Barley (<i>Hordeum vulgare</i>)	90		161	225, 228
Bars and channel	28	152, 200		
Beams, pillars, girders and bridgework	28	152, 200		
Beer	51	156		
Belgium	134	175	176	
Belting for machinery	33	158		
Betelnut (<i>Areca Catechu</i>)	59	156		223
Biscuits and cakes	50			223
Blankets and carpets and rugs	23			
Boilers		153		
Borneo		188		
Brandy	52			223
Brass, bronze, etc.	30	163, 203		
Brazil			186	
Bricks and tiles		158		
Bridgework	28	152, 200		
Bristles			166	
British Empire	124—128			
British Guiana			186	
" India, trade of (calendar year)		172	172	
" South Africa	127	183	183	
Builder's hardware	41	155		
Building and engineering materials		158		

INDEX

	Report Page	TABLES		
		Import Page	Export Page	Miscellaneous Page
Chemicals	54	157
" drugs, and medicines	56	149	151	..
Chile	137	..	188	..
Chilies (<i>Capsicum Spa.</i>)	110	..	165	..
China	136	189	189	..
Chromite	108
Cider	..	156
Cigarettes	61	156	..	224
Cigars	61	..	165	226
Cinematographic films	59
Clocks and watches and parts	..	159
Cloves (<i>Eugenia caryophyllata</i>)	59	156	..	223
Coal	62, 114	148, 160	150, 166	224
" production of	115
Coasting trade between Burma and other Provinces	140	258	259	..
Cocoa	51
Coconut oil (<i>cocos nucifera</i>)	105	..	165	228
Coffee (<i>coffee arabica</i>)	110	..	164	228
Coir	165	..
" manufactured	113
" unmanufactured	226
Coke	..	158	168	..
Competition experienced by Indian products in certain Foreign markets	260
Condensed milk	50	154	..	223
Confectionery	50	154
Copper	30	153, 203
" wrought	30	153	..	223
Copra or dried coconut kernel	90	..	162	225
Cordage and rope	..	159	168	..
Cotton, Broach, prices of	71
" American middling, prices of	70
" fents	21	152
" freights on	217
" goods	..	195	203	223, 225
" handkerchiefs and shawls	..	152	..	223
" hosiery	21	152
" manufactures	11, 73	149, 152	151, 161, 167	..
" " excise duty on	238
" piecegoods	17, 75	152, 195-6	161, 167, 208	197, 227
" " grey	18, 77	152, 195	161, 167, 208	223, 225
" " piecegoods, white	..	152, 196	167	223
" " " coloured	..	152, 196	161, 167, 208	223, 225
" " prices of	78
" raw (<i>Gossypium Spa.</i>)	69	148, 152	150, 161, 167, 196, 207	196, 225, 227
" " Indian production	75
" " seed	92	..	162, 210	..

INDEX

	Report Page	TABLES		
		Import Page	Export Page	Miscellaneous Page
Cotton shawls	..	152
" thread, sewing	21	152
" yarn	14, 74	149, 162, 197	151, 161, 167, 208	223, 225, 227
" " by counts	15, 74	197, 198	208	199
" " production of—(Indian)	15, 74	199
" waste	..	148, 152	150, 161	..
Crop, percentage of export to production of—	214
Currencies	4
Customs tariff, Indian	234—248
" free articles	234—36
" revenue	232, 233
Cutlery	42	149, 158	151	..
Cycles	..	154
Dates	136	157
Declared value per unit of principal articles of import and export	223—226
Direction of Indian trade	117
Domestic hardware	41	155
Drugs and medicines	56	157	166	226
Dutiable articles	236—247
Duty, excise—on cotton goods	233
" " motor spirit	233
" export—on rice	248
" " " jute	248
" " " tea	248
" " " hide	248
" import	234—247
Dyeing and tanning substances	59, 112	..	165	..
Dyes, synthetic	59	156
Earthenware and porcelain	..	158
East Africa	127
Egypt	..	182	182	..
Electrical apparatus	58	149	151	..
" machinery	33	153
Electroplated ware	42
Enamelled ironware	41	155
Exchange, Telegraphic transfer rates	8
Engines, locomotive	31	155
Exports duty on rice, tea, jute	248
" of Indian merchandise	65	..	161, 166	..
" excess of—over imports	140
" net	141
" principal articles of	65	..	161—166	..
" ratio of—to production	214
" tariff	248
" value of (grand total)	5, 65	..	145	..
" " " by classes	150—151	..
Farinaceous and patent foods	50	154
Fents	31	152
Fibres for brushes	166	..
Fish (excluding canned fish)	..	149, 159	150, 166	..
" dry, salted	166	..

INDEX

	Report Page	TABLES		
		Import Page	Export Page	Miscellaneous Page
Fishmaws and sharkfins	166	..
Flax, canvas	..	159	..	224
" piecgoods	..	159	..	224
" raw	..	159
Fodder, bran and pollards	111	148	150, 165	..
Food, drink and tobacco	..	148	150	..
" grains	81	224
Foreign countries and others, trade with	128	169-172
" market, Indian goods in	173-195
" trade of India as compared with that of other countries	260
France	134	176	177	..
Free articles	234-236
Freights, Indian—maritime	9	..	254	231
Frontier trade	138	252, 253, 255	256, 257	..
" " principal articles of	138	252-53	254-57	..
Fruits and vegetables	..	148, 157	150, 165, 168	..
" " dried, etc.	..	157
" " fresh	..	157
Fuel oil	49
Furniture and cabinetware	..	149, 158	151	..
German silver	31	153
Germany	131	177	178	..
Ghi	168	..
Ginger (<i>Zingiber officinale</i>)	165	..
Girders	28	152, 200
Glass and glassware	61	157	..	224
" bangles	61	157
" beads and false pearls	61	157	..	224
" bottles and phials	61	157
" funnels, globes, etc.	61	157
" sheet and plate	61	157	..	224
Glassware and earthenware	..	149	151	..
Gold, absorption of	221
Gold bullion and coin	143
" net imports of	143
" stocks of	221
" and silver, thread	..	157
" Standard Reserve	221
Government Papers	9
" stores	116	145, 169-80	145	..
" " imports of	116	145, 159-60
" " exports of	116	..	145	..
Grain, pulses and flour	..	148, 154	150, 161	..
Groundnuts (<i>Arachis hypogaea</i>)	91	..	162, 210, 261	225, 228
Gums, resins	..	158	167	224
" " and lac	..	148	150	..
Gunpowder	224

INDEX

	Report Page	TABLES		
		Import Page	Export Page	Miscellaneous Page
Haberdashery and millinery	21	153	168	..
Handkerchiefs and shawls	..	152
Hardware	40	155, 202	167	..
" and cutlery	..	149	151	..
Hawai	195	..
Hemp, raw (<i>Orotalaria juncea</i>)	114	..	165	..
Hides and skins	99
" " raw	99	148, 159	150, 162-3, 167, 213-4	226, 228
" " tanned or dressed	99	149, 159	151	226, 228
" buffalo	100	..	162-3	..
" calfskins	162-3	..
" cow	100	..	162-3	..
" goat skins	100-1	..	162-3	..
Hongkong	127	189	189	..
Hoops and strips	23	152, 200
Horns, tips, etc.	166	..
Horses	..	149	151	224
Hosiery, cotton	21	152
Implements and tools	41	155
Import tariff	234-47
Imports of Government Stores	116	145, 159
" " private merchandise (total)	..	-60
" principal articles of	10-11	145, 159, 152-59
" treasure	143	215-20
" value of (grand total)	5, 11	145
" " by classes	..	148-9
Index numbers of prices	2
Index number of charter rates	7
Indigo (<i>Indigofera Spe.</i>)	113	..	165, 212	226, 228
" production	113
Indo-China	..	190	190	..
Industrial situation in India	2
Instruments, apparatus and appliances	58	155
" cinematographic	59
" electrical	58	155
" musical	..	155
" photographic	59	155
" scientific and philosophical	..	155
Iraq	136	193	194	..
Iron bars and channel	23	152-200	..	223
" rice bowls	..	159
" and steel	23	149, 152, 200-1, 167	151, 163, 167	..
" or steel, beams, pillars, etc.	23	152, 200	..	224
" " bolts and nuts	23	152, 200
" " hoops and strips	23	152, 200
" " nails, rivets, and washers	23	152, 200
" " pipes and fittings, cast	23	152, 200
" " rails, chairs, etc.	23	152, 200	..	224
	23	152	..	224

INDEX

	Report Page	TABLES		
		Import Page	Export Page	Miscellaneous Page
Iron or steel screws	..	152
" " sheets and plates, galvanized	27	152, 200	..	224
" " " " not galvanized or tinned.	27	152, 200	..	224
" " " " tinned	27	152, 200	..	224
" " tubes and fittings, wrought	28	200	..	224
" " wire	28	200
Italian East Africa	..	183	183	..
Italy	185	179	179	..
Ivory	..	159
Jams and jellies	51
Japan	130-1	190	191	..
Java	136	191	191	..
Jewellery	..	159
Jowar and bajra (<i>Pennisetum typhoides</i>)	90	..	161	..
Jute, raw (<i>Corchorus capsularis</i>)	67	143, 159	150, 161, 205	205, 225
" freights for	231
" manufactures	68	149, 159	151, 161, 205-7	215
" bags	68	..	161, 205-7	..
" cloth	68	..	161, 206-7	..
" rope and twine	161	..
" mill consumption	205
" prices of	66
" production of	65	205
Kenya Colony	..	181	181-2	..
Kerosene oil	48	154	..	223
Lac	102	..	199	..
Lac shell	102	..	199	..
Lamps, metal	41
Land frontier trade	139	252-3, 255	254, 256	..
Lead	81	153, 203
Linseed	91	..	162, 209	225, 224
Liquors	51	149, 156	150	..
" ale, beer, and porter	51	156
" brandy	52	223
" cider	..	156
" spirit	52	156	..	223
" Whisky	52	223
" wines	52	156
Locomotives	31	155
Lubricating oil	49
Machinery and millwork	31	149, 153, 201	151	..
" boilers	..	153
" cotton mill	33	153
" electrical	33	153
" jute mill	33	153
" mining	33	153
" prime movers	32	153
" rice and flour mills	..	153

INDEX

	Report Page	TABLES		
		Import Page	Export Page	Miscellaneous Page
Machinery, sewing and knitting	33	153
" tea	33	153
" textile	32	153
" typewriters	33	153
Manganese ore	107	..	164, 214	..
Manufactured articles	149	161	..
Markets—Indian goods in Foreign competitions of	260
Manures	112	158	165	226
Maskat Territory and Trucial Oman	187	187	..
Matches	64	159
Mauritius	127	183	183	..
Medicines	56	157, 160	166	..
Merchandise total imports and exports	5	145	145	..
" monthly imports and exports of	147	147	..
" net exports of	141
" trade in private—according to classes	148—9	150—1	..
" value of exports of private —	145, 151, 166	..
" " imports of	145, 149, 159
Metal lamps	41
Metals	26	152—3	163, 167	..
" and ores	107	..	167	226
" and manufactures	26	..	163	223
" aluminium	30	153, 203
" brass, bronze, etc.	30	153, 203
" copper	30	153, 203
" german silver	31	153
" iron and steel	26	149, 152	151, 163, 167	..
" lead	31	152, 203
" other than iron or steel	30	203
" tin	31	152, 203
" zinc or spelter	31	152, 203
Metallic ores and scraps	143	150	..
Mica	113	..	165	226
Milk condensed and preserved	50	154	..	223
Mill consumption of raw jute	205
" " cotton	196
Mineral oil	47	154	165	..
" " kerosene	48	154
" " other kinds	49	154	165	..
Mining machinery	33	153
Molasses	47	153	..	223
Monthly imports and exports of merchandise	147	147	..
" " gold and silver	320
Motor cars	34	154, 201
" cycles	35	154, 201
" spirit (benzine, etc.)	50
" vehicles	34	201—2
Musical instruments	155
Mustard seed	92	..	163	..
Myrobolans (<i>Phyllanthus emblica</i>)	118	..	165	226

INDEX

	Report Page	TABLES		
		Import Page	Export Page	Miscellaneous Page
Nails, rivets and washers	23	152, 200	..	250--1
Nationality of vessels	135	178	179	..
Netherlands	191	195	..
New Zealand	180	180	..
Norway	119
Oil cloth and floor cloth	108	148	150, 164	215
Oilcake	47, 103	148, 164	150, 165	223, 225
Oils	106	154
.. animal	105	..	165	..
.. castor (<i>Ricinus communis</i>)	105	..	165	..
.. coconut (<i>Cocos nucifera</i>)	154
.. essential	48	154	..	228
.. kerosene	47	164	165	..
.. mineral	105	164	165	..
.. vegetable	90	..	162, 210	..
Oilseeds	92	..	162, 211	..
.. castor (<i>Ricinus communis</i>)	90	..	162	..
.. copra	92	..	162, 210	..
.. cotton (<i>Gossypium Sps.</i>)	91	..	162, 210	..
.. groundnuts (<i>Arachis hypogaea</i>)	91	..	162, 209	..
.. linseed (<i>Linum utilissimum</i>)	92	..	161	..
.. mustard (<i>Brassica Sps.</i>)	162	..
.. poppy (<i>Papaver somniferum</i>)	92	..	209	..
.. rapeseed (<i>Brassica Sps.</i>)	92	..	162, 210	..
.. sesamum (<i>Sesamum indicum</i>)	111	..	165, 213	..
Opium	107	..	164	..
Ore	107	..	164, 214	226
.. manganese	108
.. wolfram	167	..	234
Paints and colours	53	158
Paper and pasteboard	149, 158	150	..
.. making materials	54
.. mills	53
.. packing	54
.. pasteboard	53	224
.. printing paper	53
.. writing paper	109	..	164	226
Paraffin wax	61
Pearls	181	181--2	..
Pemba	59, 110	..	165	..
Pepper	214
Percentage of exports to production of crops	55
Percentage share of principal countries in the total value of chemicals	57
Percentage share of principal countries in the imports of salt	210
Percentage share of principal countries in the total value of exports of seeds	17
Percentage share of the United Kingdom, Japan and China in the imports of cotton twist and yarn	20
Percentage share of the United Kingdom and Japan in the imports of cotton piecegoods	21
Percentage share of certain countries in the total quantities of piecegoods imported

INDEX

	Report Page	TABLES		
		Import Page	Export Page	Miscellaneous Page
Percentage share of principal countries in the total imports of paper and pasteboard	54			
Peru	137	191	191-2	
Petrol	50, 105			
Pig iron	28, 107	201		
" production of	28, 107			
Pipes and fittings, cast	28			
Pitch, and tar		159		224
Polishes		159		
Portuguese East Africa		184	184	
Poppy seed			162	
Precious stones and pearls, unset	61	158		
Prices, index—Statistic	4			
" silver	144			
" wholesale				227-8
Prime movers	32	133		
Production—ratios of exports to				214
Proprietary and patent medicines	56	157		
Provisions	50	148, 154	150	223
" canned and bottled	50	154		223
Pulse	30		161	
Quinine	56	157		224
Railway plant and rolling-stock		149, 155	151	
" carriages and wagons		155		
" locomotives		155		
" materials		155		
" bridgework		152		
" sleepers and keys.		155		
" of wood		155		
Rapeseed	82		162, 209	225, 228
Re-exports	115		167-8	
Reunion		184	184	
Revenue—Indian Sea and Land Customs				232-3
Rice (<i>Oryza sativa</i>)	32		161, 211	225
" and flour mill machinery		153		
" bowls		152		
" export, duty on				248
" freights for				231
" in the husk				
" not in the husk.	82		161	
" prices of Indian	82		161, 211	
" of Indian	82			
Road Development Committee, Indian	9, 39			
Roumania		180	180	
Rubber	39	149	151	
" raw	109	148, 156	150, 164	226
" tubes for motor tyres	39			
" tyres for motor cars	39			
Rugs	28, 105	155	163	
Ropea exchange	8			
Russia		180	180	
Salt	56	157		223, 228
Saltpetre or potassium nitrate	115		166	226
Sandal wood oil	105			

INDEX

	Report Page	TABLES		
		Import Page	Export Page	Miscellaneous Page
Scientific and philosophical instruments	..	155
Screws	..	152
Sea-borne trade, foreign, values of	5
" calculated values of, on the basis of				
1913-14	7
Second-hand clothing	..	157
Seeds	90	149	150, 162, 209-10	225
Sesamum	92	..	162, 210	225, 231
Sewing and knitting machines	33	153
Sheets and plates	27	152, 200
Shells	102	..	212	226
Shipping clearances	250-1
" foreign	250-1
" freights	231
" nationality of vessels	250-1
" number and tonnage of	250-1
" steamers, tonnage of	250-1
Ships, parts of	..	154
Siam	..	192	192	..
Silk	25	155, 199	168, 168	..
" artificial	21
" manufactures	25	149, 155, 199	151, 168, 168	..
" mixed goods	25	155	..	223
" piece goods	25	155, 199	168	223
" raw	25	148, 155, 199	150, 168, 168	223
" yarn, mola, and warps	25	155, 199
" waste	..	148, 155
Silver bullion and coin	144
" imports and exports of—	144	217	217	..
" prices of.	144
" thread	115	157
Skins, calf
" goat
" raw
" sheep
" tanned and dressed
Sleepers of wood	..	155	..	224
Soap	..	157
Soda compounds	54	157	..	224
Sodium carbonate	183	..
South Africa, Union of	127	183
South America.	137
Spain	..	180	181	..
Spices	59, 110	149, 156	150, 165	223, 225
" betelnuts (<i>Areca Catechu</i>)	59	156	..	223
" chillies (<i>Capiscum Sps.</i>)	110	..	165	225
" cloves	59	156	..	223
" ginger	111	..	165	..
" pepper	59, 110	..	165	225
Spirit	52	156	..	223
" present in drugs	52	223

INDEX

	Report Page	TABLES		
		Import Page	Export Page	Miscellaneous Page
Stationery	..	158
Statist price index	4
Steamers, nationality of	250-251
" number and tonnage of	230-1
Steel, angle and spring	..	200
" bars and channel	28	152, 200	..	224
" cast	28	152
" Industry (Protection) Act.	9
Straits Settlements	126	192	192-3	..
Sugar	42	152, 204	150, 166, 168	222, 228
" beet	44
" Cuban	42-44
" Java	44	228
" 15 Dutch standard and below	44	153
" 16 Dutch standard and above	44	158
" production of—(Indian)	47
" wholesale prices of	42	228
Sumatra	..	193	193	..
Summary (General)	1
Sweden	..	181	181	..
Switzerland
Synthetic dyes	59	156
Tallow and stearine	..	148, 151	150, 166	..
" stearine, and wax	..	148	150, 166	..
Tariff changes	9
" rates Schedule	224-46
Tax on jute, raw and manufactures	248
Tea (<i>Camellia Thea</i>)	93	146, 158	150, 162, 209	225, 227, 262
" chests	..	154
" machinery	38	153
" prices of—	94	225, 227
" production of—	93
Teakwood (<i>Tectonia grandis</i>)	111, 140	158	164	226
Telegraph materials for construction and accessories	..	160
Textile machinery	32	153
Timber	..	148, 158	150, 164	..
Tin	31	153, 208
" unwrought (blocks, etc.)	224
Tobacco (<i>Nicotiana Tabacum</i>)	60, 112	148, 156	150	224, 226
Toilet requisites	..	158
Toys and requisites for games	..	158
Trade according to British Empire and Foreign countries	124, 128
" direction of Indian—	117
" of India and of other countries	..	172	172	..
" with Aden	..	186	186-7	..
" " Arabia	..	187	187	..
" " Argentine Republic	137	..	186	..
" " Australia	128	195	195	..
" " Austria	..	175	175	..
" " Bahrein Islands	..	187	188	..
" " Belgium	134	175	176	..

INDEX

	Report Page	TABLES		
		Import Page	Export Page	Miscellaneous Page
Trade with Borneo	..	188
" " Brazil	186	..
" " British Empire	124-8
" " " Guiana	186	..
" " Br. East Africa	127
" " Burma	130	258	259	..
" " Canada	127	184	184	..
" " Ceylon	126	188	188	..
" " Chile	137	..	186	..
" " China	136	189	189-90	..
" " Iraq	136	193	194	..
" " Kenya Colony	..	181	181-2	..
" " Egypt	..	182	182	..
" " Foreign Countries	128-37
" " France	134	176	177	..
" " Tanganyika Territory	..	182	182	..
" " Germany	131	177	178	..
" " Hongkong	127	189	189	..
" " Indo China	..	190	190	..
" " Italian East Africa	..	183	183	..
" " Italy	135	179	179	..
" " Japan	130	190	191	..
" " Java	136	191	191	..
" " Maskat Territory and Trucial Oman	..	187	187	..
" " Mauritius	127	183	183	..
" " Netherlands	136
" " New Zealand	..	195	195	..
" " Norway	..	180	180	..
" " Persia	..	191	191-2	..
" " Portuguese East Africa	..	184	184	..
" " Reunion	..	184	184	..
" " Roumania	..	180	180	..
" " Russia	..	180	180	..
" " Hawaii	196	..
" " Siam	..	192	192	..
" " Spain	..	180	181	..
" " Straits Settlements	128	192	192-3	..
" " South America	137
" " Sumatra	..	193	193	..
" " Sweden	..	181	181	..
" " Turkey in Asia	..	194	194	..
" " Turkey in Europe	181	..
" " Union of South Africa	127	183	183-4	..
" " United Kingdom	124	173-4	174-5	..
" " United States of America	129	185	185-6	..
" " West Indies	186	..
" " mission (Government of India) to Africa and the Far East	74
Treasure, Imports and exports of	143	215-20	215-20	..
Tubes and fittings wrought	28	200
Turkey in Europe	181	..
Turmeric (<i>Curcuma longa</i>)	113	..	185	..
Twist and yarn (cotton)	14, 76	182,	161, 167	..
		197-9		

INDEX

	Report Page	TABLES		Miscellaneous Page
		Import Page	Export Page	
Typewriters	33	153		
Umbrellas and fittings		158		
United Kingdom	124	173-4	174-5	
United States	129	185	185-6	
Vessels, nationality of				250-1
" number and tonnage of—engaged in the foreign sea-borne trade				250-1
West Indies			186	
Wheat (<i>Triticum sativum</i>)	86		161, 211	225, 228
" flour	89			
" prices of	87			
Whisky	62			223
Wholesale prices of certain staple articles				227-8
Wines	52	156		
Wire	28	200		
Wood and timber	111	149, 158	150, 164	
" sandal			164	
" teak	111, 140	158	164	226
" sleepers for railways		155		
Wool manufactures	23	149, 155	163, 167	
" raw	23, 103	149, 155	150, 163, 167	226
Woolen carpets and rugs	23, 105	155	163	
" hosiery		165		
" piece-goods	23	155, 199		223
" shawls		155		223
" yarn and knitting wool		155		
Yarns (cotton)	14, 74	149, 162, 197	161, 161, 167	215
" (silk)	25			
Zanzibar		181	181-2	
Zinc	31	152, 203		

20. List of cotton pressing factories with names of owners and particulars of marks allotted to them in the different provinces of British India and certain Indian States for the season 1928-29. As 2 or 3d. (1a.) (Supplement to the *Indian Trade Journal*, 6th December, 1928.)
21. Joint Stock Companies in British India and in the Indian States of Mysore, Baroda, Gwalior, Hyderabad, Indore and Travancore, 1926-27 (13th issue). Rs. 6 or 4s. 3d. (5a.)
22. Statistical Tables relating to Banks in India, 1927 (14th issue). As. 14 or 1s. 6d. (3a.)
23. Statistical statements relating to the Co-operative Movement in India during the year 1927-28. (10th issue.) As. 14 or 1s. 6d. (2a.)
24. Indian Customs Tariff (2nd issue).—Reprint of Schedules II and III appended to the Indian Tariff Act, VIII of 1894 (as in operation on 1st January, 1929), showing the rates of Customs duties levied on goods imported into, and exported from, British India, together with the tariff values fixed for certain articles for the purpose of assessment of customs duties during the twelve months January to December, 1929. As. 2 or 3d. (2a.) (Supplement to the *Indian Trade Journal*, 27th December, 1928.)
25. Amendment Slip to the Indian Customs Tariff (2nd issue). Anna 1 or 1½d. (1a.) (Supplement to the *Indian Trade Journal*, 11th April, 1929.)

BIENNIAL

26. Large Industrial Establishments in India, 1927 (Ninth issue.) Rs. 1-8 or 2s. 9d. (5a.)

QUINQUENNIAL

27. Quinquennial Report on the average yield per acre of principal crops in India for the period ending 1926-27. As. 12 or 1s. 3d. (2a.)
28. Live-stock Statistics, 1924-25. As. 2 or 3d. (1a.)

MISCELLANEOUS

29. Index Numbers of Indian Prices, 1961—1926. (Second issue.) Rs. 12 or 5s. (5a.) Addendum for 1927 is available. Price Anna 1 or 1½d. (6p.)

30. Crop Forecast. (Published in the *Indian Trade Journal*.) Per copy As. 4. (1a.); Foreign As. 6. Post free.

Rice—1st (October), 2nd (December), Final (February).

Wheat—1st (January), 2nd (March), 3rd (April), 4th (May), Final (August).

Cotton—1st (August), 2nd (October), 3rd (December), Final (February), Supplementary (April).

Linseed, Rape and Mustard (*winter oilseeds*)—1st (January), 2nd (March), Final (June).

Sesamum (*til or jinjili*)—1st (September), 2nd (October), Final (January), Supplementary (April).

Groundnut—1st (August), 2nd (October), Final (February).

Caster—February.

Indigo—1st (October), Final (December).

Sugarcane—1st (August), 2nd (October), Final (February).

31. Registration and Publication of Statistics relating to the Sea-borne Trade and Navigation of British India. Rs. 2 or 4s. 9d. (*Out of print*.)

32. A Manual on the Preparation of Crop Forecasts in India. As. 8 or 9d. (*Out of print*.)

33. Cotton Map of India, No. 1—Showing the different varieties of cotton grown in the different districts and States in India. Rs. 1 or 1s. 9d. (1a.)

[All communications relating to the supply of Maps on payment should be addressed to the Officer in Charge, Map Record and Issue Office, 15, Wood Street, Calcutta.]

34. Crop Atlas of India. Rs. 4 or 5s. 9d. (8a.)

35. Accounts relating to the trade by land of British India with Foreign Countries for 1924-26. Rs. 2 or 3s. 6d. (2a.)

36. Accounts of the Trade of the Portuguese Possessions in India for the five calendar years 1916—20 (Supplement to Vol. II of the Annual Statement of the Sea-borne Trade of British India). As. 12 or 1s. 3d. (2a.)

37. Alphabetical Index of the commodities that enter into the Foreign Sea-borne Trade of British India. Rs. 7-8 or 12s. (6a.)

38. Commercial Library Catalogue (corrected up to 30th April, 1925). Rs. 2-4 or 1s. 6d. (5a.)

39. Commercial Library Supplementary Catalogue (corrected up to May, 1926). As. 14 or 1s. 6d. (3a.)

40. Commercial Library Second Supplementary Catalogue (corrected up to May, 1927). As. 10 or 1s. (3a.)

41. Commercial Library Third Supplementary Catalogue (corrected up to May, 1928). Rs. 1 or 1s. 9d. (3a.)

42. Commercial Library Fourth Supplementary Catalogue (corrected up to May, 1929). Rs. 1 or 1s. 9d. (3a.)

SPECIAL SUPPLEMENTS TO THE "INDIAN TRADE JOURNAL"

43. Glossary of Raw Cotton Trade Terms. Anna 1 or 1½d. (1a.) Appended to the issue of June 1928.)

[Fifty-fifth Issue.]

DEPARTMENT OF COMMERCIAL INTELLIGENCE AND STATISTICS, INDIA

REVIEW
OF THE
TRADE OF INDIA
IN
1928-29

*Published by order of the
Governor-General in Council.*



CALCUTTA: GOVERNMENT OF INDIA
CENTRAL PUBLICATION BRANCH
1929

Price Rs. 2 as. 12 or 5s.

[No. 2188.]