

[Sixty-sixth Issue.]

EcA.2.40.
1939.

STATISTICAL RESEARCH BRANCH, INDIA

REVIEW
OF THE
TRADE OF INDIA
IN
1939-40

*Published by order of the
Governor-General in Council*



PUBLISHED BY MANAGER OF PUBLICATIONS, DELHI
PRINTED BY MANAGER, GOVERNMENT OF INDIA PRESS, CALCUTTA
1940

Price Rs. 3-2 or 5s.

List of Publications of the Department of Commercial Intelligence and Statistics, India.

Publications noted below are obtainable from—In India and Abroad excluding Europe and America—The Manager of Publications, Civil Lines, Delhi; Sale Deptt at 8, Hastings Street, Calcutta in Europe and America;—Secretary to the High Commissioner for India "India House", Aldwyoh, London, W.C. 2. Also from all agents for the sale of Government publications. Remittances should be made either through a bank or by postal or money order and should include forwarding (i.e., Packing and Postage) charges, where indicated in brackets after the price. In case of remittance by cheque it should be drawn in the name of either of the aforesaid officers concerned. Subscriptions are accepted only in terms of the official financial year commencing from 1st April, or, in the case of subscribers enlisting themselves within the currency of the year, for the entire period of the balance of the financial year but not extending beyond the close (i.e., 31st March) of the year.

[All communications regarding supply on payment and subscriptions and all payments for subscriptions and advertisements should be made direct to any of the aforesaid officers as the case may be.]

WEEKLY

1. Indian Trade Journal (Estd. 1906)—Issued on Thursdays. Annual rate of subscription with Supplements and quarterly index:—Indian (including postage): R18, and Foreign (including postage)—(a) Europe and America: R23 and (b) others: R22, respectively. Single copies (including postage):—Current issue As. 6; Back numbers, when available, for any number over three months old R1 each; Foreign (including postage):—9 As. and R1-3 for current and back issues respectively.

[Orders may be placed, with prepayment, for particular issues of the Journal, e.g., issues containing Crop Forecasts or those having special supplements.]

2. Statistics of Rail and River-borne Trade—Weekly arrivals and despatches of certain staple commodities into and from selected trade centres for the week ending 2nd November, 1940. R1-8 or 2s. 3d.

MONTHLY

3. Accounts relating to the Sea-borne trade and Navigation of British India for September, 1940. As. 6 or 7d.
4. Monthly Statistics of Cotton Spinning and Weaving in Indian Mills, June, 1940. As. 10 or 1s. Yearly subscription R7-8 post free.
5. Monthly Statistics of the Production of certain Selected Industries of India, April, and May, 1940. As. 2 or 3d.
6. Indian Customs and Central Excise Revenue for October, 1940. One anna or 1½d. Yearly subscription As. 12 post free.
7. Joint Stock Companies (registered in British India and in the Indian States of Hyderabad, Baroda, Mysore, Travancore and Cochin), May, 1940. As. 10 or 1s.
8. Trade at stations adjacent to Land Frontier Routes for July, 1940. As. 14 or 1s. 3d.
9. Raw Cotton Trade Statistics (Rail and River) for June, 1940. R1-12 or 2s. 6d.
10. Exports of Indian Artware and Sports Goods for December, 1939. R1-2 or 1s. 9d.

the Maritime States in Kathiawar and the State of Travancore. 6s.

Coasting Trade and Navigation of British India for July, 1940.

land (Rail and River-borne) Trade of India for June, 1940. R2-2

sale prices of certain selected articles at various centres in India, s. 3d.

QUARTERLY

staple articles of trade at selected stations in India during the first 1939 and the months of July, August and September, 1940 (No. 3 of

ANNUAL

Sea-borne Trade and Navigation of British India for the calendar year

Sea-borne Trade of British India with the British Empire and Foreign

Detailed Tables of Imports and Exports for 1938-39 (73rd issue).

Detailed Tables of Trade and Shipping with each country and at des relating to the Trade of the French Possessions in India for g 31st March, 1938 (72nd issue). R14-10 or 23s.
India (with Statistics, where available, relating to certain Indian c:38 (16th issue). R6-2.

or 1936-37 (53rd issue). R7-8 or 11s. 6d.

for 1936-37 (53rd issue). R4-12 or 7s. 6d.

h India (Provisional), 1938-39 (25th issue). As. 6 or 7d.

Principal Crops in India, 1938-39 (41st issue). R1-8 or 2s. 3d.

h issue). As. 12 or 1s.

nd issue). R1-4 or 2s.

(20th issue). As. 5 or 6d.

(20th issue). As. 4 or 5d.

with names of owners and particulars of marks allotted to them
of British India and certain Indian States for the season 1939-40

List of Agents in India and Burma from whom Government of India Publications are available.

- ABBOTTABAD**—English Book Store.
- AGRA**—
English Book Depot, Taj Road.
Indian Army Book Depot, Dayalbagh.
National Book House, Jeonamandi.
- AHMEDABAD**—
Chandrakant Chimanlal Vora.
E. L. College of Commerce Co-operative Stores Ltd.
AJMER—Banthiya & Co., Ltd., Station Road.
ALIGARH—Rama Book Depot, Sarai Hussain.
- ALLAHABAD**—
Kitabistan, 17-A, City Road.
Rajn Narain Lal, 1, Bank Road.
Superintendent, Printing and Stationery, U. P.
Wheeler & Co., Messrs. A. H.
- BARODA**—Parikh & Co., Messrs. B.
- BILASPUR**—Subhan, Mr. M. A., Bookseller & Publisher.
- BOMBAY**—
Bombay Book Depot, Charni Road, Girgaon.
Joshi, Mr. V. G., News Agent, Devgad Baria, Via
Piplod.
New Book Co., Kitab Mahal, 183-90, Hornby Road.
Popular Book Depot, Grant Road.
Shri Samarth Book Depot, Ramchandra Buildings,
Near Portuguese Church, Girgaon.
Superintendent, Govt. Printing & Stationery, Queen's
Road.
Taraporevals Sons & Co., Messrs. D. B.
Thacker & Co., Ltd.
Tripathi & Co., Messrs. N. M., Princess Street, Kalba-
devi Road.
Wheeler & Co., Messrs. A. H.
- CALCUTTA**—
Book Company.
Chatterjee & Co., S. Bacharam Chatterjee Lane.
Chukerverty, Chatterjee & Co., Ltd., 13, College
Square.
Das Gupta & Co., 54/3, College Street.
Hindu Library, 137-F, Balaram De Street.
Lahiri & Co., Ltd., Messrs. S. K.
Macmillan & Co., Ltd., 204, Bow Bazar Street.
Newman & Co., Ltd., Messrs. W.
Roy Chowdhury & Co., Messrs. N. M., 72, Harrison
Road.
Sarkar & Sons, Messrs. M. C., 15, College Square.
Sarkar & Sons, Ltd., Messrs. S. C., 1-1-1c, College
Square.
Standard Law Book Society, 70/1, Harrison Road.
Thacker, Spink & Co. (1933), Ltd.
Wheeler & Co., Messrs. A. H.
- CAWNPORE**—
Advani & Co., P. O. Box No. 100.
Standard Book Depot, The Mall.
- CUTTACK**—Press Officer, Orissa Secretariat.
- DEHRA-DUN**—Ideal Book Depot, Rajpur Road.
- DELHI**—
Imperial Book Depot and Press, Near Jama Masjid
(Machhillwala).
Indian Army Book Depot, Daryaganj.
Jaina & Bros., Messrs. J. M., Morigate.
Oxford Book and Stationery Co.
Pioneer Book Supply Co., 219, Cloth Market.
Sharda Mandir, Ltd., Nai Sarak.
Young Man & Co. (Revd.), Egerton Road.
- DERA-KOTTAH**—Rajaji Press Ltd.
- DHARWAR**—Karnataka Sahitya Mandir, Publishers
and Direct Importers.
- DUM DUM CANTT.**—Bengal Flying Club.†
- FEROZEPUR**—English Book Depot.
- GWALIOR**—Jain & Bros., Messrs. M. B., Sarafa Road.
- HYDERABAD (DECCAN)**—Hyderabad Book Depot,
Chaderghat.
- JAIPUR CITY**—Goyal & Goyal, Publishers & Book-
sellers.
- JODHPUR**—Mathur & Co., Messrs. B. S., Chatter Vilas,
Pnota, Civil Lines.
- JUBBULPORE**—C. P. Circulating Library and Book
Depot, Civil East Street, Cantonment.
- KARACHI**—
Aero Stores.
English Bookstall.
Standard Bookstall.
- KARACHI (SADAR)**—Manager, Sind Government Book
Depot and Record office.
- KARAIKUNDI**—Rajaji Press Ltd.
- KASHMIR**—Balina's News Agency, The Bund, Sri-
nagar.
- KOLHAPUR**—International Bookstall, Market.
- LAHORE**—
Eastern Publishing and Stationery, Ltd., 10, Chamber-
lain Road.
Imperial Publishing Coy.
Kansil & Co., Messrs. N. C. 9, Commercial Buildings,
The Mall.
Malhotra & Co., Messrs. U. P., Post Box No. 94.
Mieerva Book Shop, Anarkali Street.
Modern Times, Momen Road.
Punjab Religious Book Society.
Punjab Sanskrit Book Depot.
Rama Krishna & Sons, Anarkali.
Standard Book Depot.
Superintendent, Govt. Printing, Punjab.
Times Book Depot, Mohan Lal Road.
University Book Agency, Kachari Road.
- LUCKNOW**—
Lucknow Publishing House.
Upper India Publishing House, Ltd., Literature Palace,
Aminuddaula Park.
- LYALLPORE**—Lyall Book Depot.
- MADRAS**—
Company Law Institute, Thyagarayanagar.*
Higginbothams.
Little Flower & Co., 44, Lingha Chetty Street, G. T.
Superintendent, Govt. Press, Mount Road.
Varadachary & Co., Messrs. F. F.
- MEERUT**—
Ideal Book Depot, Big Bazar.
Parakash Educational Stores, Near Tehsil.
- MOGA**—Army Musketry Stores.
- NAGAPATA**—Venkataraman, Mr. B.
- NAGPUR**—
Chitney & Sons, Booksellers, etc., Dhantoli.
Superintendent, Govt. Printing, Central Provinces.
- NEW DELHI**—
Bhawani & Sons.
Delhi and U. P. Flying Club Ltd.†
Idandas Book Co., Connaught Circus (opposite Scindia
House).
Jaina & Bros. Messrs. J. M., Connaught Place.
Ramesh Book Depot & Stationery Mart, Connaught
Place.
Saraswati Book Depot, 15, Lady Hardinge Road.
- PATNA**—
Superintendent, Government Printing, Bihar, P. O.
Gulzarbagh.
Verma's Cambridge Book Depot.
- PATNA CITY**—
Agarwala & Co., Messrs. J. N. P., Padri-ki-Havell.
Raghunath Prasad & Sons.
- PESHAWAR**—
British Stationery Mart.
London Book Co. (India), Arbab Road.
Manager, Govt. Printing & Stationery, N.-W. F. P.
PESHAWAR CANTT.—Faqr Chand Marwah.
- POONA**—
Dastane Bros., Home Service, 456, Rawiwar Peth.
International Book Service.
Ram Krishna Bros., Opposite Bishram Bagh.
QUETTA—Standard Bookstall.
QUILON—Associated News Agency, Big Bazar.
RAJKOT—Mohunlal Dossabhai Shah.
RANGOON—Burma Book Club Ltd.
RAWALPINDI—Ray & Sons, Messrs. J., 43 E & L,
Edwards Road.
RAZMAK—Tara & Sons, Messrs. B. S.
SHILLONG—Superintendent, Assam Secretariat Press.
SIALKOT CANTT.—Modern Book Depot, Bazar Road.
SIALKOT CITY—Buckingham & Co., Booksellers &
Stationers, Greenwood Street.
TRICHINOPOLY FORT—Krishnaswami & Co., Messrs.
S., Toppakulam.
TRIVANDRUM—Booklovers' Resort, Talkad.
VELLORE—Venkatasubban, Mr. A., Law Bookseller.

* Agents for Income-tax, Law and allied Publications only.

† Agents for Publications on Aviation only.

CONTENTS.

	PAGE.
CHARTS ILLUSTRATING—	
A. Foreign Sea-borne Trade of British India during the seventy years 1864-69 to 1929-34 and the annual trade for the last six years	v
B. Balance of Trade in Merchandise and Transactions in Treasure during the seventy years 1864-69 to 1929-34 and the annual balance for the last six years	vi
C. Variations in the values of principal articles in the import trade of British India	vii
D. Variations in the values of principal articles in the export trade of British India	viii
E. Price per tola of English bar gold in Bombay, of silver in London per standard ounce, of silver in Bombay rupees per 100 tolas and the telegraphic transfer rate in Calcutta on London at or about the end of each week during 1938-39 and 1939-40	ix

Part I—Report.

CHAPTER I.—General remarks	1—105
CHAPTER II.—Imports of Merchandise	106—138
Cotton manufactures	107
Artificial silk	112
Wool, raw and manufactured	113
Silk, raw and manufactured	114
Iron and steel	115
Other metals	117
Machinery and millwork	118
Hardware	119
Motor vehicles	121
Mineral oils	124
Chemicals	127
Drugs and medicines	128
Paper and pasteboard	128
Provisions	129
Sugar	130
Liquors	132
Salt	133
Other articles	134
Dutiable baggage	138
CHAPTER III.—Exports of Merchandise	139—169
Jute and jute manufactures	140
Cotton	143
Cotton manufactures	146
Raw wool	147
Tea	148
Food-grains and flour	151
Oilseeds	154
Hides and skins	156
Metals and ores	158
Lao	159
Other articles	160
Postal articles, Imports and Exports	167
Re-exports of foreign merchandise	168
Government Stores—Imports, Exports and Re-exports	168

	PAGE.
CHAPTER IV.—The Direction of Overseas Trade	170—190
CHAPTER V.—Foreign Sea-borne Trade of the Maritime Indian States	191—196
I. Trade of Kathiawar States	191
II. „ „ Travancore	196
CHAPTER VI.—Frontier and Indo-Afghan Trade	197—199
I. Land-Frontier Trade	197
II. Indo-Afghan Trade	198
CHAPTER VII.—Balance of Trade and Movements of Treasure	200—202

CONTENTS—*continued.*

Part II—Tables.

	PAGE.
A. Total Sea-borne trade—	
No.	
1. Total foreign sea-borne trade during 1937-38, 1938-39 and 1939-40 with pre-war, war and post-war averages	203
2. Total Merchandise and Treasure, and Gold separately during the last five years with quinquennial averages for the past seventy years	204
3. Monthly sea-borne trade (private merchandise) imports and exports (including re-exports) from 1937-38 to 1939-40, with the pre-war, war and post-war averages and excess of exports over imports	205
4. Trade with the British Empire and Foreign Countries in merchandise only	206
5. Percentage share of the principal countries in the total trade in merchandise only	208
6. Trade with principal countries distinguishing principal articles	209
7. Trade of certain principal countries and British India	230
B. Imports of merchandise—	
8. Quantity and value of principal articles of imports	231
9. Imports of cotton twist and yarn by countries	240
10. " " " " " " by counts	240
11. " " " " " " from the principal supplying countries	241
12. " " " piecegoods	242
13. " " woollen piecegoods	243
14. " " raw silk, silk yarn and silk piecegoods	243
15. " and declared value of iron and steel	244
16. " of iron and steel by principal countries	245
17. " " metals excluding iron and steel	245
18. " " machinery and millwork	246
19. " " mineral oils	246
20. " " motor cars, cycles and accessories	247
21. " " hardware excluding cutlery	248
22. " " sugar excluding molasses and confectionery	248
23. " " cement	248
C. Exports of merchandise—	
24. Quantity and value of principal articles of exports	249
25. " " " " " " " " re-exports	255
26. Percentage of exports of certain principal crops to total production	257
27. Exports of raw cotton	257
28. " " cotton twist and yarn	257
29. " " cotton twist and yarn by counts	258
30. " " Indian grey and coloured cotton piecegoods	258
31. " " raw jute	259
32. " " jute gunny bags and cloth	259
33. " " jute bags and cloth to principal countries	260
34. " " Indian tea	261
35. " " seeds	261
36. Shares of principal countries in the total value of exports of seeds	262

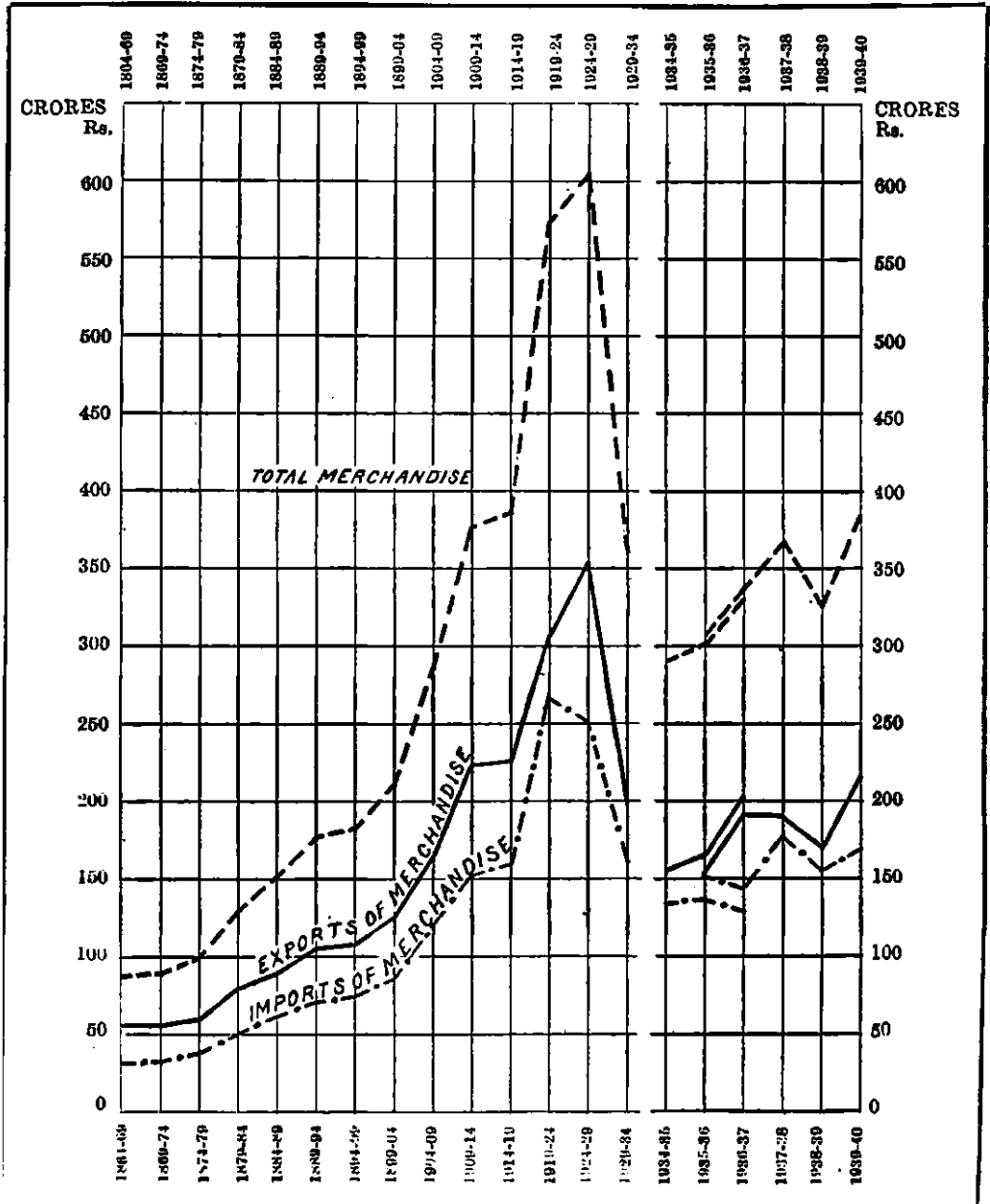
	Page.
C. Exports of merchandise—<i>contd.</i>	
No.	
37. Exports of wheat	263
38. " " rice not in the husk	263
39. " " hides and skins	264
40. " " manganese ore	265
41. " " lac	266
D. Production and miscellaneous—	
42. Production, mill consumption and exports of raw jute	266
43. Production, imports, mill and other consumption, exports and re-exports of raw cotton	267
44. Production in the Indian mills of cotton twist and yarn by counts	267
45. " " " " " " " " piecegoods	267
46. Tables illustrating competition experienced by Indian products in certain foreign markets	268
Imports of linseed	268
" " rapeseed	268
" " sesamum seed	269
" " groundnut	269
" " tea	270
E. Kathiawar trade—	
47. Quantity and value of the principal articles of Imports into the Kathiawar ports	271
48. Quantity and value of the principal articles of Exports from the Kathiawar ports	277
F. Indo-Burma trade—	
49. Chief imports into Burma from India	279
50. Chief exports from Burma to India	291
G. Balance of trade and merchandise of treasure—	
51. Balance of Trade of India	282
H. Freights—	
52. Maritime freights	283
I. Customs Revenue—	
53. Indian sea and land customs and central excise revenue (excluding salt revenue)	284
J. Prices—	
54. Wholesale prices in India	289
55. Prices of cotton, raw and index numbers of cotton, raw and cloth in Liverpool	291
56. Declared value per unit of principal imported articles	292
57. " " " " " " " " exported "	294
APPENDIX	297
INDEX	301

CHART A

Foreign Sea-borne Trade of British India.

Quinquennial averages during the seventy years (1864-69 to 1929-34) and the annual trade for the last six years.

(Private and Government.)



NOTE.—(i) The space after 1929-34 separates the several quinquennia and the annual figures.

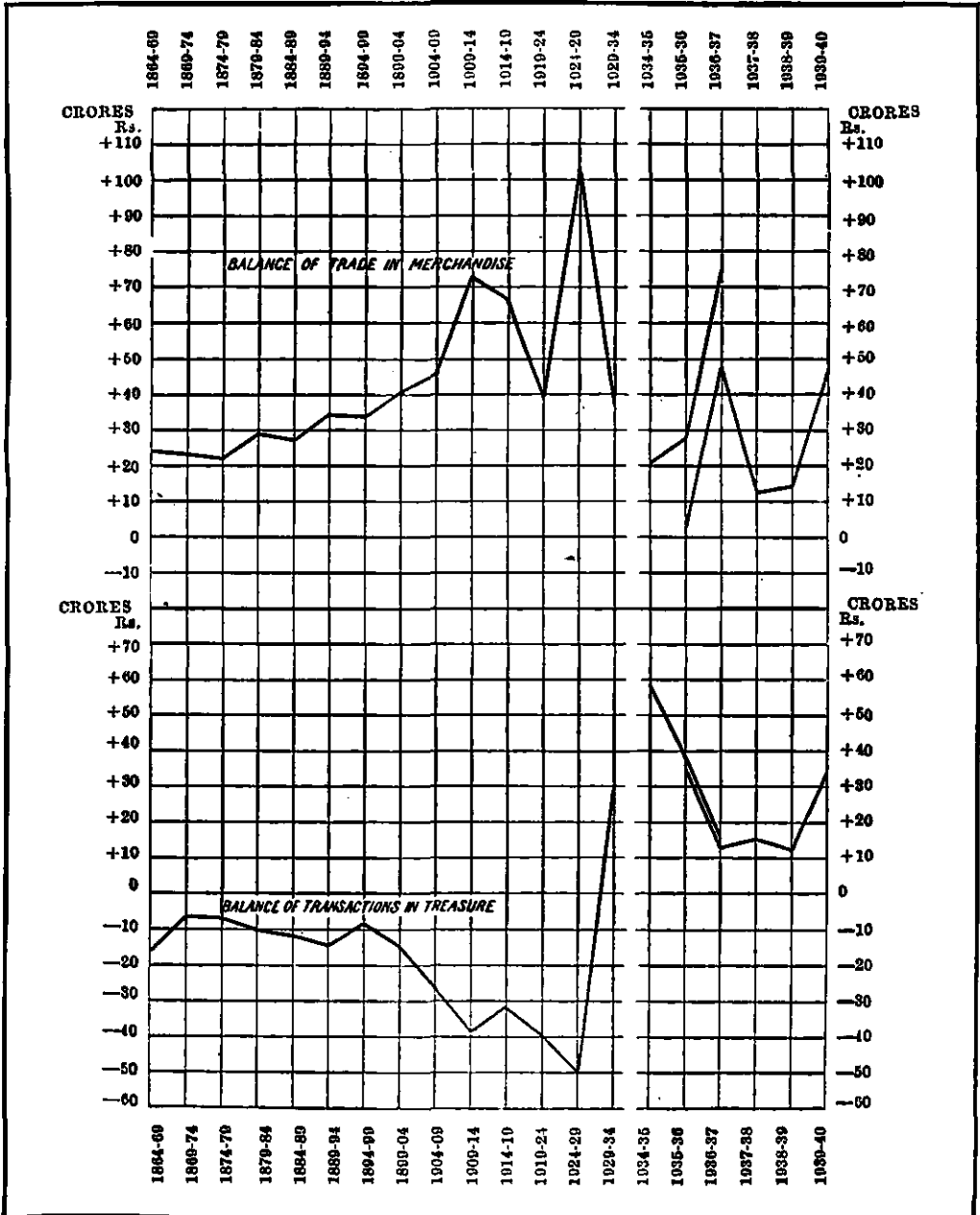
(ii) The three points starting from 1934-35 represent unadjusted figures which include Burma.

(iii) The points starting from 1935-36 represent adjusted figures excluding Burma for 1935-36 and 1936-37 and actual figures thereafter.

CHART B

Balance of Trade in Merchandise and Transactions in Treasure
Quinquennial averages during the seventy years (1864-69 to 1929-34) and the annual
balance for the last six years.

(Private and Government.)



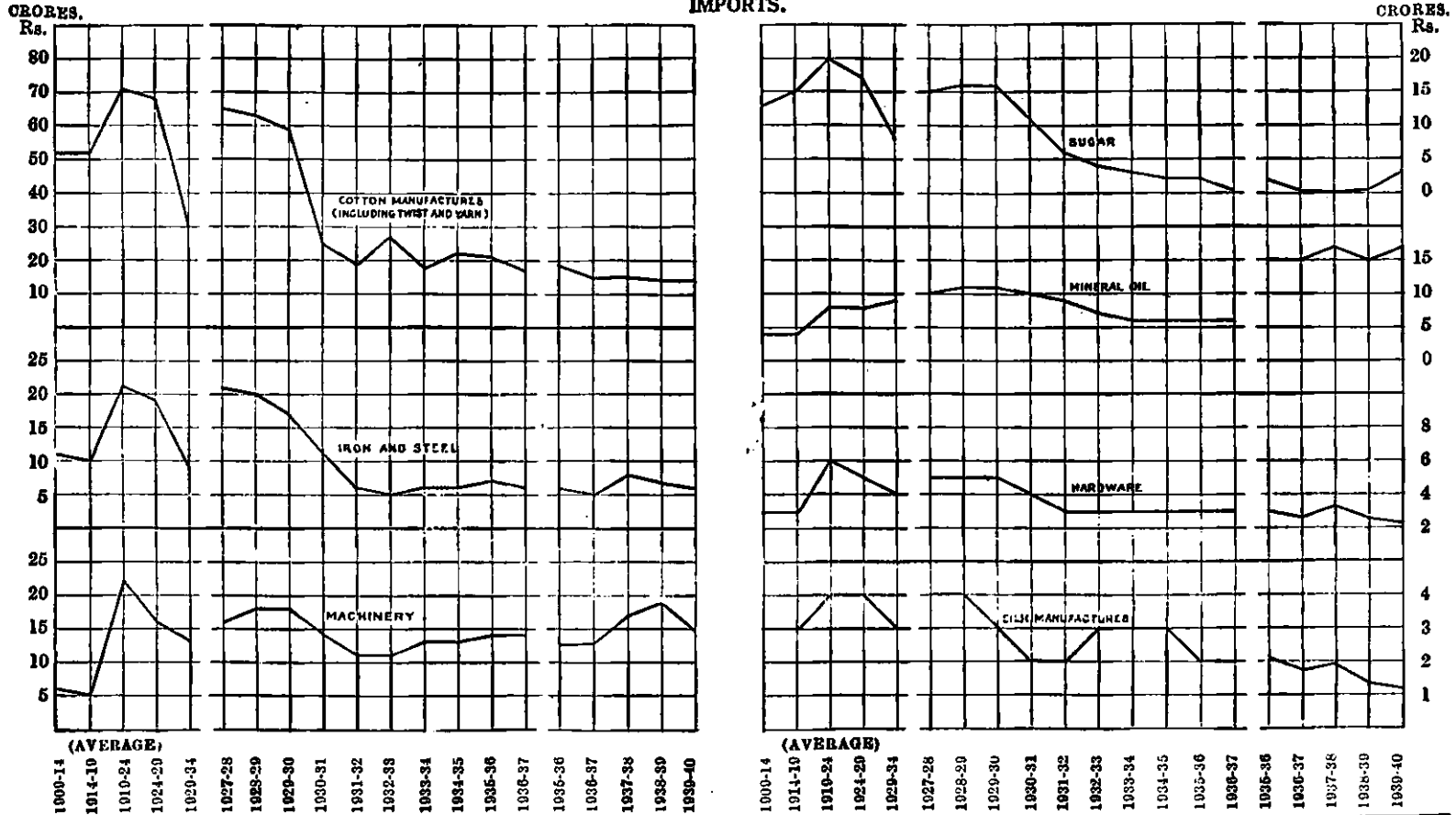
NOTE.—(i) The space after 1929-34 separates the several quinquennia and the annual figures.

(ii) The three points starting from 1934-35 represent unadjusted figures which include Burma.

(iii) The points starting from 1935-36 represent adjusted figures excluding Burma for 1935-36 and 1936-37 and actual figures thereafter.

CHART C

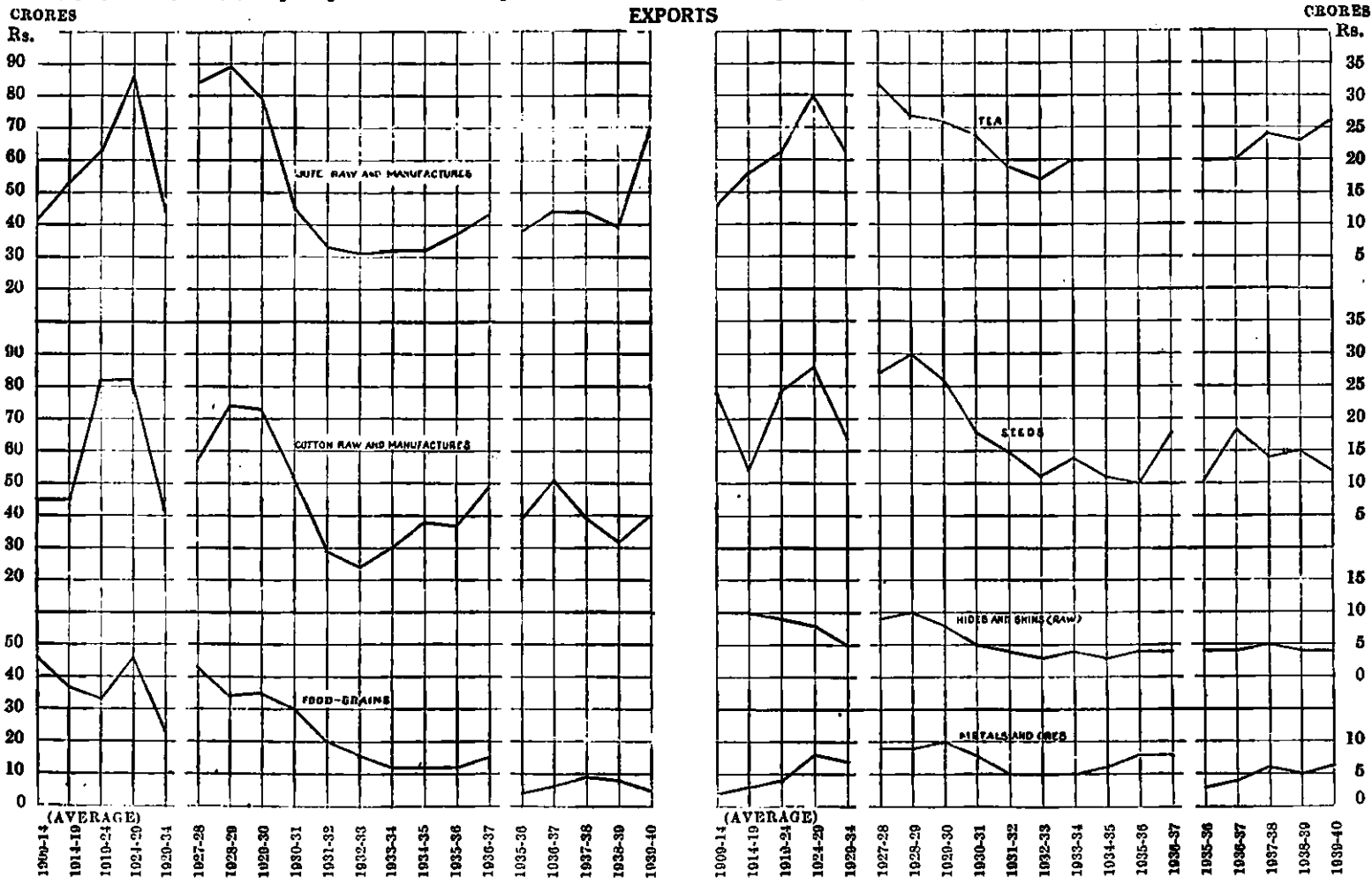
Variations in the values of principal articles in the import trade of British India during the five quinquennia ending 1929-34 and the last thirteen years.



NOTE.— (I) The space after 1929-34 separates the several quinquennia and the annual figures.
 (II) The points starting from 1927-28 and ending in 1936-37 represent figures for India including Burma.
 (III) The points starting from 1936-38 represent adjusted figures excluding Burma for 1936-36 and 1936-37 and actual figures thereafter.

CHART D

Variations in the values of principal articles in the export trade of British India during the five quinquennia ending 1929-34 and the last thirteen years :



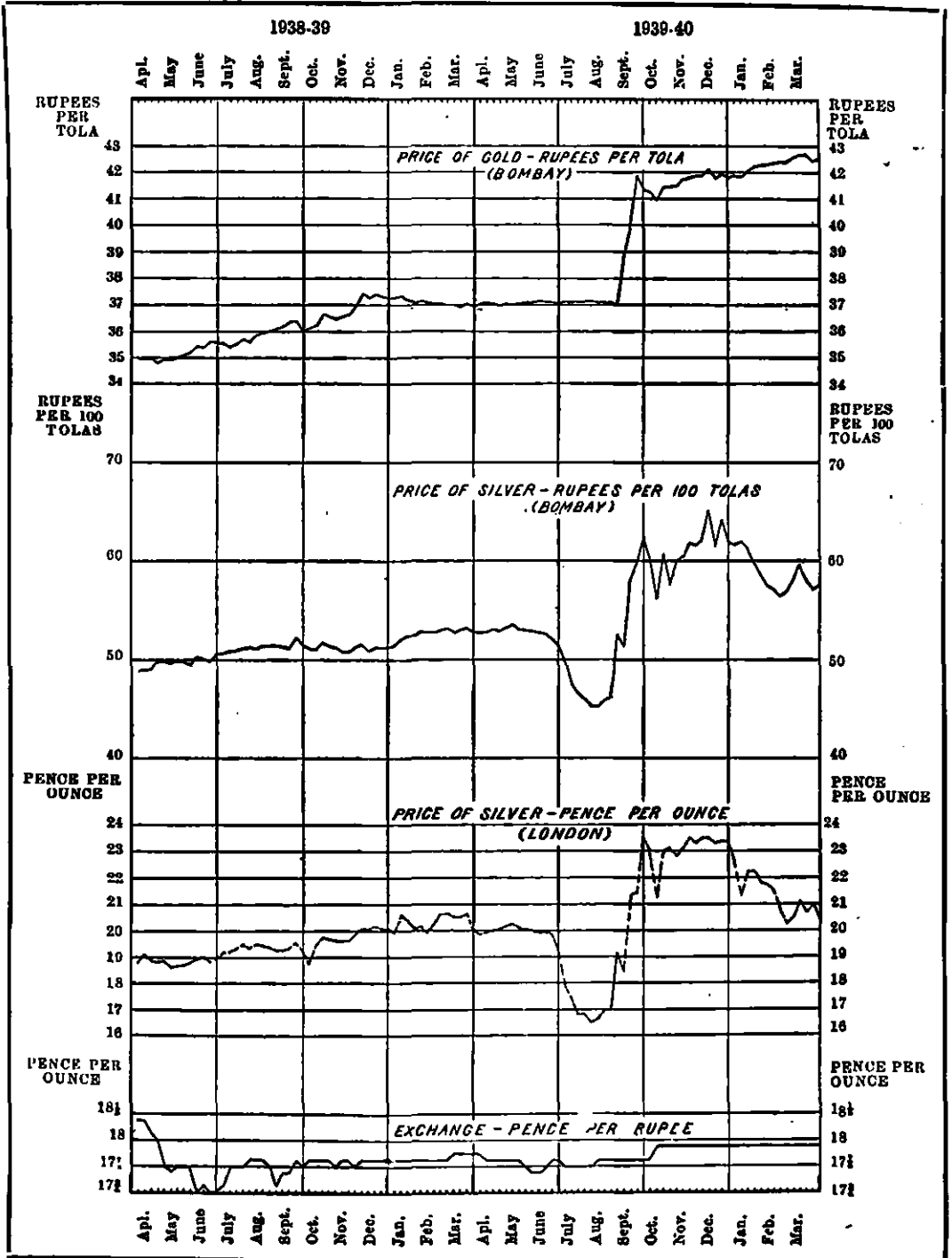
NOTE.—(i) The space after 1929-34 separates the several quinquennia and the annual figures.

(ii) The points starting from 1927-28 and ending in 1936-37 represent figures for India including Burma.

(iii) The points starting from 1935-36 represent adjusted figures excluding Burma for 1935-36 and 1936-37 and actual figures thereafter.

CHART E

Price per tola of English bar gold in Bombay, price of silver in London per standard ounce, price of silver in Bombay rupees per 100 tolas and the telegraphic transfer rate in Calcutta on London at the end of each week during the years 1938-39 and 1939-40.



NOTE.

Consequent upon the separation of Burma the foreign trade statistics of British India for 1937-38, 1938-39 and 1939-40 include the trade of British India with Burma but exclude the trade of Burma with foreign countries other than British India. Direct comparison with the figures recorded for the year prior to 1937-38 is therefore vitiated. With a view to remedying this defect attempts have been made to adjust the figures for the year 1936-37 so as to afford a comparison with those for 1937-38, 1938-39 and 1939-40 and the results are embodied in this Review. It should be distinctly understood that these adjustments have been carried out in so far as the available data permit and the figures for the year 1936-37, thus revised, are necessarily approximate, but sufficiently accurate to provide a basis for analysing the trade in essential details.

INDEX

	Report Page	TABLES		
		Import Page	Export Page	Miscellaneous Page
Acids	127
Act, Indian Tariff (Amendment)	103, 104
Aden	..	217	217	..
Agricultural conditions	15
" implements	120	235
Aircraft	..	233
Ale, beer and porter	132	235	..	292
Ahizarine dyes	135	233	..	293
Almonds	..	236
Aluminium	117	233, 246
Angle and spring	..	232
Animal oil	..	231
Animals, living	..	237	254	..
Apparel	..	237	254	..
Appendix	297-300
Arabia	..	218	218	..
Argentine Republic	190
Arms, ammunition and military stores	..	237
Articles by post	167	238	254, 256	..
Artificial silk	112	233
Association, Indian Jute Mills	141
Australia	181	229	229	..
Bacon and hams	130
Bahrein Islands	..	218	219	..
Bajra (<i>Pennisetum typhroides</i>)	151, 154	..	250	..
Balance of trade	89, 96, 200	282
Banks, Scheduled, position of	84
Banking	84
Bark for tanning	135
Barley (<i>Hordeum vulgare</i>)	151, 154	..	250	294
Bars and channel	116	232, 244	..	292
Beams, pillars, girders and bridgework	116	232, 244	..	293
Beer	132	235	..	292
Belgium	188	214	214	..
Belting for machinery	118	237
Betelnut (<i>Areca Catechu</i>)	136, 162	234	..	292
Biscuits and cakes	130	234	..	292
Blankets and rugs, other than floor rugs	114
Bobbins	..	237
Boilers	118	232
Bones	164, 167
Books, printed, etc.	..	237
Boots and shoes	..	238	..	292
Borneo	..	233	233	..
Brandy	132	292
Brass	118	232, 246
Brazil	190
Bricks and tiles	..	237
Bridgework	116	232, 244
Bristles	253	..
British Empire	177, 183
" India, trade of (calendar year)	..	230	230	..
" South Africa	182	226	226	..
Builder's hardware	120	235
Building and engineering materials	..	237

INDEX

	Report Page	TABLES		
		Import Page	Export Page	Miscellaneous Page
Burma	180	220, 299	220, 281	..
Butter	129, 163
Call money rate (Bombay)	82
Campbor	128	234
Canada	182	227	227	..
Candles	254	295
Canned and bottled provisions	234	..	292
Canvas, flax	237	..	293
Carpets and rugs	114, 148	235	251	..
Carriages and carts	233
" " wagons	233
Castor oil (<i>Ricinus Communis</i>)	162	..	252	290, 294
" seed " "	155	..	249, 262	290, 294
Cement	68, 137	237, 248	..	293
Ceylon	180	219	219	..
Charts illustrating the—				
A. Foreign sea-borne trade of India, during last 70 years, quinquennial	v
B. Balance of trade in merchandise and transactions in treasure	vi
C.&D. Variations in values of principal articles in the import and export trade during the five quinquennia ending 1929-34 and the thirteen years ending 1939-40	vii—viii
E. Price of English bar gold in Bombay, of bar silver in London, of silver in Bombay and the telegraphic transfer rate in Calcutta on London	ix
I. World stocks of primary commodities; quantum of world trade; world index of industrial activity	2
II. General indices of industrial production	3
III. Indices of market values of industrial shares	7
IV. Indices of wholesale prices	10
V. Average Annual Index Numbers of Primary Commodity prices	11
V(a)&(b). Average Monthly Index Numbers of Primary Commodity prices	12, 13
VI. Index numbers of Agricultural prices of India	16
VII. Index numbers of prices of Principal Industrial Commodities	33
VIII. Indices of Industrial Production in India	35
IX. Index Numbers of prices, production, stocks and share values—Cotton manufactures	42
X. Index Numbers of prices, production, stocks and share-values—Jute manufactures	49
XI. Index Numbers of production, prices, stocks share-values—Tea	51
XII. Index Numbers of production, prices, share-values—Coal	56
XIII. Index Numbers of production, prices, share-values—Iron and Steel	61
XIV. Index Numbers of production, prices, share-values—Sugar	66
XV. Index Numbers of production, prices and share-values—Cement	69

INDEX

	Report Page	TABLES		
		Import Page	Export Page	Miscellaneous Page
Charts illustrating the—				
XVI. Index Numbers of production and share-values—Paper	72
XVII. Index Numbers of wholesale prices.	79
XVIII. Index Numbers of declared values of exports and imports	80
XIX. Yield on Treasury Bills and 3½ per cent Government paper and call-money rate (Bombay)	82
XX. Index Numbers of Indian Securities	90
XXI. Imports, exports and production of cotton piecegoods in India	Facing page 146
Cheese	130
Chemicals	127	233
Chile	190
Chillies (<i>Capsicum Sps.</i>)	162	..	252	294
China	189	225	225	..
Chromite	159
Cider	..	235
Cigarettes	136, 161	236	..	293
Cigars	136, 161	..	251	295
Cinematographic films	134
Clocks and watches and parts	..	237
Cloves (<i>Eugenia caryophyllata</i>)	136	234	..	292
Coal	54, 137, 165	238	252	293, 295
" industry	54
" production of	165
Coconut oil (<i>Cocos nucifera</i>)	162	..	252	290, 294
Coconuts	293
Coffee (<i>Coffea arabica</i>)	161	..	253	290, 294
Coir	252	..
" manufactured	164
" unmanufactured	295
Coke	..	238	252	..
Competition experienced by Indian products in certain Foreign markets	268
Condensed milk	130	234	..	292
Confectionery	130	234
Copper	117	232, 245	..	292
Copra or dried coconut kernel	249	294
Cordage and ropes	..	238	254	..
Cotton	17, 143
Cotton, Broach, prices of	289
" American middling, prices of	192
" Consumption of	145
" fents	112
" freights on	283
" handkerchiefs and shawls	..	231	..	292
" hosiery	112	231
" Mill industry	40
" manufactures	107, 146	231	249, 255	..
" piecegoods	100, 146	231, 242	249, 255	289, 292
" .. grey	100, 146	231, 242	249, 255, 258	294, 294

INDEX

	Report Page	TABLES		
		Import Page	Export Page	Miscellaneous Page
Cotton piecegoods, white	109, 146	231, 242	255	292
" " coloured	109, 146	231, 242	249, 255, 258	292, 294
" " prices of	147
" " Indian production	146
" raw (<i>Gossypium Sp.</i>)	17, 143	231, 267	249, 255,	267, 294
" seed	155	..	250, 262	290, 294
" thread, sewing	112	231
" yarn	107, 147	231, 240	249, 255, 257	289, 292, 294
" " by counts	107	240	258	..
" " production of—(Indian)	107, 144	267
" waste	231	249	..
Crop, percentage of export to production of —	257
Customs revenue	284—288
Cutch and gambier	135
Cutlery	121	237
Cycles	123	233
Dates	236
Declared value per unit of principal articles of import and export	292—295
Direction of Indian trade	170—190
Domestic hardware	119	235
Drugs and medicines	128, 167	234, 239	253	295
Duty, excise—on kerosene	288
" " " matches	288
" " " motor spirit	288
" " " silver	288
" " " steel ingots	288
" " " sugar	288
" export—on rice	287
" " " jute	287
" import	284—287
Dyeing and tanning substances	135, 166	..	263	..
Dyes	135	233
Earthenware and porcelain	237
East Africa	182
Economic conditions, world	1
Egypt	225	226	..
Electrical apparatus	134
" " " machinery	118	231
Electroplated ware	121
Enamelled ironware	119	235
Exchange	86
" Control in India	87
Engines, locomotive	238
Exports duty on rice, jute	267
" of Foreign Merchandise	163	..	203, 265	..
" " Government Stores	168	..	203	..
" " Indian merchandise	139	..	203, 249	..
" excess of—over imports	200
" net	200
" principal articles of	93, 139	..	249	..
" ratio of—to production	257

INDEX

	Report Page	TABLES		
		Import Page	Export Page	Miscellaneous Page
Exports of Treasure			203	..
" value of (grand total)	93, 139	..	203	..
" " " from the Kathiawar ports	191	..	277	..
Farinaceous and patent foods	129	234	..	293
Fents	112
Ferro-alloys	115
Ferro-manganese	158
Ferruginous manganese ore	158
Fibre for brushes and brooms	165	..	254	..
Financial Conditions	81
Fish (excluding canned fish)	163	238	253	..
" dry, salted	163	..	253	..
Fishmaws and sharkfin	163	..	253	..
Fixed-yield industrial securities	92
Flax, canvas	237	..	293
" piecegoods	237	..	293
" raw	237
Fodder Bran and pollards	254	..
Food grains	154	294
Foreign countries and others, trade with	182—190	196—198
" market, Indian goods in	268
" trade of India as compared with that of other countries	230
France	188	215	215	..
Freights, Indian—maritime	283
Frontier trade	197
Fruits and vegetables	161	236	251, 256	..
" " " dried, etc.	236	251	..
" " " fresh	236	251	..
Fuel oil	126
Furniture and cabinetware	238
German silver	118	233
Germany	186	212	213	..
Ghi	163	..	253	294
Ginger (<i>Zingiber officinale</i>)	163	..	252	..
Girders	116	232, 244
Glass and glassware	136	236	..	293
" bangles	136	236
" beads and false pearls	136	236	..	293
" bottles and phials	136	236
" funnels, globes, etc	236
" sheet and plate	136	236	..	293
Gold, imports and exports of	97	203	203	..
" and silver, thread	237
Government Papers	90
" stores	168	203, 239	203	..
" " " imports of	168	203, 239
" " " exports of	168	..	203	..
Grain, pulse and flour	151	231	250	..
Groundnuts (<i>Arachis hypogaea</i>)	24, 155	..	249, 262	269, 290, 294
Gums, resins	237	256	293
Gunpowder	293
Haberdashery and millinery	112	237	256	..
Handkerchiefs and shawls	231	..	292
Hardware	110	235	256	..

INDEX

	Report Page	TABLES		
		Import Page	Export Page	Miscellaneous Page
Hemp, raw (<i>Crotalaria juncea</i>)	164	..	253	295
Hides and skins	156
" " raw	156	237	251, 255	295
" " tanned or dressed	157	237	265	290, 295
" buffalo	157	..	251	290
" calfskins	251	..
" cow	157	..	251	290
" goat skins	158	..	251	290
" sheep skins	158
Hongkong	224	225	..
Hoops and strips	116	232, 244
Horns, tips, etc.	254	..
Horses	293
Hosiery, cotton	112	231
Implements and tools	119	235
Imports of Government Stores	168	203, 239
" " private merchandise (total)	95	235, 239
" " principal articles of	95	231-239
" " " into the Kathiawar ports	191	271-276
Import, treasure	202	203,
" value of (grand total)	95,106	203
Index numbers of agricultural prices, India	16
" " cotton raw and cloth (in Liverpool)	291
" " declared values of exports and imports.	80
" " Indian securities	92
" " Industrial profits	30
" " prices of principal industrial commodities.	33
" " prices, production, stocks and share values—Cotton manufactures	42
" " prices, production, stocks and share values—Jute manufactures.	49
" " production, prices, share values—Tea.	51
" " production, prices, share values—Coal.	56
" " production, prices, share values—Iron and steel.	61
" " production, prices, share values—Sugar.	66
" " production, prices, share values—Cement.	69
" " production and share values—Paper	72
" " primary commodity prices	11, 13
" " wholesale prices	10, 79
Indian Tariff Act	See	"Tariff Changes".
" " (Amendment) Act	103, 104
Indigo (<i>Indigofera Spn.</i>)	167	..	253	290, 295
Indo-Afghan trade	198
Indo-China (French)	223	223	..
Industrial conditions	29
" disputes	39
" prices	33
" production	34
" " general indices of	3

INDEX

	Report Page	TABLES		
		Import Page	Export Page	Miscellaneous Page
Industrial production indices of India	35
" profits	30
" profits, chain index of	30
" shares, indices of market values of	7
Inland trade	99
Instruments, apparatus and appliances	134	233
" cinematographic
" electrical	134	233
" musical	233
" photographic	134	233
" scientific	233
" wireless	135
International trade	2
Iran	219	219	..
Iraq	217	217	..
Iron and steel industry	59
" bars and channel	232, 244	..	292
" rice bowls	232
" pig	115, 158
" and steel	115	232, 244	251	..
" or steel	255	..
" " " angle and spring	232
" " " beams, pillars, etc.	116	232, 244	..	293
" " " bolts and nuts	116	244
" " " hoops and strips	116	232, 244
" " " nails, rivets, and washers	116	232, 244	..	293
" " " pipes and fittings, cast	116	232, 244	..	293
" " " rails, chairs, etc.	116	293
" " " screws	232
" " " sheets and plates, galvanized	116	232, 244	..	293
" " " " " not galvanized or tinned	116	232, 244	..	293
" " " " " tinned	116	232, 244	..	293
" " " tubes and fittings, wrought	116	232, 244	..	293
" " " wire nails	116	244
Italy	189	216	216	..
Ivory	238
Jams and jellies	130
Japan	184	223	224	..
Java	222	222	..
Jewellery	238
Jowar and bajra (<i>Pennisetum typhoides</i>)	151, 154	..	250	..
Jute, raw (<i>Corchorus capsularis</i>)	140	238	249, 259, 266	289, 294
" freights for	283
" manufactures	140	238	249, 259	281
" bags	142	..	249, 260	294
" cloth	142	..	249, 260	294
" raw	21
" rope and twine	249	..
" mill consumption	266
" industry	45
" prices of	142
" production of	266

INDEX

	Report Page	TABLES		
		Import Page	Export Page	Miscellaneous Page
Kathiawar ports	191	271	277	..
Kenya Colony	227	227	..
Kerosene oil	125	231	..	290, 292
Lao	159	..	252, 266	..
" button	159	..	266	..
" seed	159	..	266	..
" shell	159	..	266	290, 295
" stick	159	..	266	..
Lamps, metal	120
" and parts	235
Land frontier trade	197
Lead	117	233, 246
Leather	250	..
Linseed	25, 154	..	249, 261	268, 290, 294
Liquors	132	235
" ale, beer, and porter	132	235	..	292
" brandy	132	292
" cider	235
" spirit	132	235	..	292
" whisky	133	292
" wines	133	235
Locomotives	235
Lubricating oil	126
Machinery and millwork	118	231, 239	256	..
" boilers	118	231
" cotton	118	231
" electrical	118	231
" jute	231
" metal working	118	231
" mining	118	231
" paper mill	118	231
" prime-movers	118	231
" refrigerating	118
" rice and flour mill	118	231
" sewing and knitting	118	231
" sugar	118	231
" tea	118	231
" typewriters	118	231
Manganese ore	158	..	251, 265	295
Markets—Indian goods in Foreign competitions of	268
Manures	164	236	253	295
Masket Territory and Trucial Oman	218	218	..
Matches	237
Medicines	128, 167	234, 239	253	295
Merchandise—total imports and exports of	93, 95	203	203	..
" monthly imports and exports of	205	205	..
" net exports of	200
" and treasure, quinquennial averages of—	204	204	..
" value of exports of private —	203, 249	..
" imports of "	203, 231
Metal lamps	119
Metals	232	251	..
" and ores	158	..	255	295
" and manufactures	251	292

INDEX

	Report Page	TABLES		
		Import Page	Export Page	Miscellaneous Page
Metals aluminium	117	233, 246
" brass, bronze, etc.	117	232, 246
" copper	117	232, 245	..	292
" german silver	118	233
" iron and steel	115	232, 244	251	..
" lead	117	233, 246
" other than iron or steel	117	245
" tin	117	232, 245
" zinc or spelter	118	233, 245
Mica	166	..	252	295
Milk, condensed and preserved	129	234	..	292
" food for infants, etc.	129
Mill consumption of raw jute	266
" " " cotton	267
Mineral oil	124	231, 246	252	..
" " kerosene	125	231	..	290, 292
" " other kinds	231
Mining machinery	129	232
Molasses	234	..	292
Monetary conditions, world	5
Money market	91
Monthly imports and exports of merchandise	205	205	..
Motor accessories	233, 247
" cars	121	233, 247
" cycles	123	233, 247
" omnibuses, vans, lorries	122	233, 247
" spirit (petrol, etc.)	126
" vehicles	121	233, 247
Movement of treasure	202
Musical instruments	233
Mustard seed	155	..	250	..
Myrobalans (<i>Phyllanthus emblica</i>)	166	..	253	295
Nails, rivets and washers	116	232, 244	..	293
Netherlands	188	213	214	..
Norway	212	212	..
Nux vomica	167
Oil cloth and floor cloth	238
Oilcake	163	..	252	290, 294
Oils	162	231	252	292, 294
" animal	231
" castor (<i>Ricinus communis</i>)	162	..	252	290, 294
" coconut (<i>Cocos nucifera</i>)	162	..	252	290, 294
" essential	162	231	252	..
" fuel	126
" groundnut	162
" kerosene	125	231	..	290, 292
" mineral	124	231, 246	252	..
" mustard	162
" vegetable	162	231	252	..
Oilseeds	23, 154	..	249, 261	..
" castor (<i>Ricinus communis</i>)	155	..	249, 262	290, 294
" copra	249	294
" cotton (<i>Gossypium Sps.</i>)	156	..	250, 262	290, 294
" groundnuts (<i>Arachis hypogaea</i>)	24, 155	..	249, 262	269, 290, 294
" linseed (<i>Linum utilitissimum</i>)	25, 154	..	249, 261	268, 290, 294

INDEX

	Report Page	TABLES		
		Import Page	Export Page	Miscellaneous Page
Oilseeds mustard (<i>Brassica Sps.</i>)	155	..	249	..
" poppy (<i>Papaver somniferum</i>)	250	..
" rapeseed (<i>Brassica Sps.</i>)	155	..	249, 261	268, 290, 294
" sesamum (<i>Sesamum indicum</i>)	156	..	249, 262	269, 290
Opium	254	295
Ore	158	..	251	..
" manganese	158	..	251, 265	295
Paints and colours	..	236	..	293
Paper industry	71
" and pasteboard	128	233
" making materials	..	237
" manufactures	128
" mills	129
" packing and wrapping	128
" pasteboard	128
" printing paper	128	293
" writing paper	128
Paraffin wax	166	..	253	295
Pearls	137
Pepper	136, 163	..	252	294
Percentage of exports to production of crops	257
Percentage share of principal countries in the total trade in merchandise	170	206	206	..
Percentage share of principal countries in the total value of chemicals	127
Percentage share of the United Kingdom, Japan and China in the imports of cotton twist and yarn	108
Percentage share of the United Kingdom and Japan in the imports of cotton piecegoods	109
Percentage share of the United Kingdom and Japan in the total quantities of piecegoods imported	111
Percentage share of principal countries in the total imports of paper and pasteboard	127
Peru	100
Petrol	126
Pickles, chutnies, etc.	163
Fig iron	115, 158
" production of	115
Pipes and fittings, cast	116	232, 244	..	293
Pitch and tar	..	238	..	293
Polishes	..	237
Poppy seed	250	..
Portuguese East Africa	..	226	226	..
Position of individual countries	I
Precious stones and pearls, unset	137	236
Price level, Index of	75
Prices, cotton Manufactures Index Number	44
" Index	75
" India	75
" wholesale	289
" World	75
Prime movers	118	231
Production—ratios of exports to	257
Profits, earned, India	30

INDEX

	Report Page	TABLES		
		Import Page	Export Page	Miscel- laneous Page
Profits, grand total of	31
Proprietary and patent medicines	128	234
Provisions	129, 163	234	253	292
" canned and bottled	129	234	..	292
Pulp of wood	129
Pulse	164	..	250	294
Quantum of trade—India	98
" " —world	2
Quinine	128	234
Railway, plant and rolling-stock	235, 238
" carriages and wagons	233
" gross earnings	100
" bridgework	116	232, 244
" Total wagons loaded	100
Rapeseed	155	..	250, 261	269, 290, 294
Re-exports	168	..	255	..
Revenue—Indian Sea and Land Customs and Central Excise	284—288
Rice (<i>Oryza sativa</i>)	28, 151	..	250, 263	289, 294
" and flour mill machinery	119	232
" export, duty on	287
" freights for	283
" in the husk	153	..	250	..
" not in the husk	152	..	250, 263	294
" prices of Indian	29
" production of	28, 152
Rope and twine, jute	249	..
Rubber manufactures	124	235	256	..
" pneumatic covers	124
" raw	165	235	253	295
" tubes for motor tyres	124
" tyres for motor cars	124
Rugs	114, 148	235	251	..
Rupee—sterling exchange	86
Salt	133	237	..	290, 292
Saltpetre or potassium nitrate	164	..	254	295
Sandal wood oil	162
Scientific instruments	233
Scrap iron or steel	159
Screws	232
Sea-borne trade, foreign, values of	97	203—207	203—207	..
Second-hand clothing	237
Securities, fixed yield	92
" Government	90
" Variable yield	32, 92
Security markets	90
Seeds	154	..	249, 261	283, 294
Senna	167
Sesamum	156	..	249, 262	269, 280
Sewing and knitting machines	119	232
Sheep skins	158	..	250	..
Sheets and plates	116	232, 244	..	203
Shellac	159	..	266	200, 295
Shipping entries and clearances	97
" " share of each province in

INDEX

	Report Page	TABLES		
		Import Page	Export Page	Miscellaneous Page
Shipping, foreign
" freights
" nationality of vessels
" number and tonnage of steamers, tonnage of
Ships, parts of	..	233
Silk	114	235, 243	254, 256	..
" artificial	112	233
" manufactures	114	235, 243	254, 256	..
" mixed goods	114	233	..	292
" piece-goods	114	235, 243	256	292
" raw	114	235, 243	254, 256	292
" yarn, noils, and warps	114	235, 243
Skins, calf
" goat
" raw
" sheep
" tanned and dressed
Sleepers of wood	..	235
Soap	..	237	..	293
Sodium compounds	127	233
" carbonate	293
South Africa, Union of	182	226	226	..
" America	190
Spices	136, 162	234	252	292, 294
" betelnuts (<i>Areca Catechu</i>)	136, 162	234	..	292
" cardamoms	162
" chillies (<i>Capsicum Sps.</i>)	162	..	252	294
" cloves	136	234	..	294
" ginger	163	..	252	..
" pepper	136, 163	..	252	294
Spirit	132	235	..	292
" present in drugs	132	292
Stationery	..	236
Steel, angle and spring	..	232, 244
" bars (other than cast steel)	116	232, 244	..	293
" cast	..	232
" production of	61, 115
Stocks of Commodities	2
Stores (Government)	168	203, 238	203	..
Straits Settlements	181	221	222	..
Sugar	63, 130	234, 248	254, 255	290, 292
" Factories.	130
" industry	63
" Java	131	290
" 16 Dutch Standard and above	131	234	..	292
" production of—(Indian)	132
" wholesale prices of	290
Sumatra	..	222	232	..
Summary (General)	1
Sweden	..	211	211	..
Synthetic dyes	35	233
Tallow and stearine	..	237	..	293
" stearine, and wax	254	..
Tariff changes	103

INDEX

	Report Page	TABLES		
		Import Page	Export Page	Miscellaneous Page
Tea (<i>Camellia Thea</i>)	51, 148	237	240, 261	270, 289, 294
" chests	236
" industry	51
" machinery	119	232
" prices of—	150	289, 294
" production of	149
Teakwood (<i>Tectona grandis</i>)	234	254	295
Telegraph materials for construction and accessories	239
Timber	234	254	..
Tin	117	232, 245
" unwrought (blocks, etc.)	293
Tobacco (<i>Nicotiana Tabacum</i>)	136, 161	236	251	293, 295
Toilet requisites	237
Toys and requisites for games	237
Trade according to British Empire and Foreign countries	177—190	206	206	..
" direction of Indian—	170
" Indo-Afghan	198
" of India and of other countries	230	230	..
" with Aden	217	217	..
" Arabia	218	218	..
" Argentine Republic	180
" Australia	181	229	229	..
" Bahrein Islands	218	219	..
" Belgium	188	214	214	..
" Borneo	223	223	..
" Brazil	190
" British Empire	177—83
" Br. East Africa	182
" Burma	180	220, 279	220, 281	..
" Canada	182	227	227	..
" Ceylon	180	219	219	..
" Chile	190
" China	189	225	225	..
" Egypt	225	226	..
" Foreign Countries	183—90
" France	188	215	215	..
" Germany	186	212	213	..
" Hongkong	224	225	..
" Indo China (French).	223	223	..
" Iran	219	219	..
" Iraq	217	218	..
" Italy	189	216	216	..
" Japan	184	223	224	..
" Java	222	222	..
" Kathiawar ports	191—96	271	277	..
" Kenya Colony	227	227	..
" Maskat Territory and Trucial Oman	218	218	..
" Netherlands	188	213	214	..
" Norway	212	212	..
" Peru	190
" Portuguese East Africa	226	226	..
" South America	190
" Straits Settlements	181	221	221	..
" Sumatra	222	222	..

INDEX

No.....
Subject.....

	Report Page	TABLES		
		Import Page	Export Page	Miscellaneous Page
Trade with Sweden	182	211	211	..
" " Union of South Africa	182	226	226	..
" " United Kingdom	178	209	210	..
" " U. S. S. R.	185	211	211	..
" " United States of America	185	228	228	..
" " Uruguay	190
" " Zanzibar and Pemba	182	227	227	..
Trade Agreements	103
" Restrictions	100
Trading conditions	92
Travancore	196
Treasure, imports and exports of	202	203	203	..
Tubes and fittings, wrought	116	232, 244	..	293
Turmeric (<i>Curcum: longa</i>)	167	..	253	..
Twist and yarn (cotton)	107, 147	231, 240	240, 255	289, 292,
			257	294
Typewriters	119	232
Umbrellas and fittings	..	237	..	293
United Kingdom	178	209	210	..
United States	185	228	228	..
U. S. S. R.	..	211	211	..
Variable yield securities	32, 92
Vehicles	98	233	255	..
Volume of trade	100
Wagons loaded and gross earnings	100
Wheat (<i>Triticum sativum</i>)	26, 153	..	250, 263	293, 294
" four	153	..	250	294
" production of	153
Whisky	133
Wholesale prices, Indices of	75
" " of certain staple articles	289
Wines	133	235
Wire nails	116	244
Wireless apparatus	135
Wood, pulp of	129
Wood and timber	..	234	254	..
" sandal	254	..
Wood, teak	..	234	254	295
Wool manufactures	113	235	251, 255	..
" raw	113, 147	235	251, 255	290, 295
Woolen blankets and rugs	114
" carpets and floor rugs	114, 148	235	251	..
" hosiery	114	235
" piece-goods	113	235, 243	..	292
" shawls	114	235	..	202
" yarn and knitting wool	113	235
World economic conditions	1
Yarns (cotton)	107, 147	231, 240	240, 255,	289, 292,
			257	294
" (silk)	114	235, 243
Yield on Treasury Bills and 3½% Government paper	82
Zanzibar	182	227	227	..
Zinc	117	233, 245

27. Joint Stock Companies in British India and in the Indian States of Hyderabad, Mysore, Baroda, Gwalior, Indore, Travancore and Cochin, 1936-37 (23rd issue). Rs 8 or 13s.
 28. Statistical Tables relating to Banks in India, 1937 (24th issue). Rs 4 or 6s. 6d.
 29. Statistical Statements relating to the Co-operative Movement in India during the year 1937-38 (20th issue). Rs 1-10 or 2s. 6d.

BIENNIAL

30. Large Industrial Establishments in India, 1937 (14th issue). Rs 8 or 2s. 6d.

QUINQUENNIAL

31. Quinquennial Report on the average yield per acre of principal crops in India for the period ending 1931-32. Rs 1-14 or 3s. 3d. (2a.)
 32. Live-stock Statistics, India, 1935.—Report on the Fourth Census of Livestock and Agricultural Implements and Machinery held in 1935. Rs 1 or 1s. 9d. (1a.)
 33. Index Numbers of Indian Prices, 1861-1931 (3rd issue). Rs 1-2 or 2s. (5a.) Addenda for 1932, 1933, 1934, 1935, 1936, 1937, 1938 and 1939 are available. Price Anna 1 each or 1½d. (1a.)
 34. Accounts of the Trade of the Portuguese Possessions in India for the nine calendar years 1926-34. (Supplement to Vol. II of the Annual Statement of the Sea-borne Trade of British India.) Rs 2-14 or 5s.
 35. Quinquennial Catalogue of the Commercial Library corrected up to 30th April, 1932. Rs 8 or 13s. 6d. First Supplement to the Catalogue brought up to December, 1933. Rs 1-6 or 2s. 3d. Second Supplement brought up to July, 1935. Rs 1-8 or 2s. 6d. Third Supplement brought up to July, 1936. Rs 2-8 or 4s. 6d. Fourth Supplement brought up to July 1937. Rs. 3-6 or 5s. 9d. Fifth Supplement brought up to December, 1938. Rs. 2-8 or 4s.

PERIODICAL

36. Crop Forecasts (The due months are in brackets and the price noted is for each issue.) (Also published in the *Indian Trade Journal*, vide item No. 1.)
 (i) Rice—1st (October), 2nd (December), Final (February). As. 3 or 4d.
 (ii) Wheat—1st (January), 2nd (March), 3rd (April), 4th (May), Final (August). As. 3 or 4d.
 (iii) Cotton—1st (August), 2nd (October), 3rd (December), Final (February), Supplementary (A.I.I.). As. 3 or 4d.
 (iv) Linseed, Rape and Mustard (*Winter Oilseeds*)—1st (January), 2nd (March), Final (June). As. 4 or 5d.
 (v) Sesamum (*oil or jinjili*)—1st (September), 2nd (October), Final (January), Supplementary (A.I.I.I.). As. 3 or 4d.
 (vi) Groundnut—1st (August), 2nd (October), Final (February). As. 2 or 3d.
 (vii) Sugarcane—1st (August), 2nd (October), Final (February). As. 2 or 3d.
 (viii) Castorseed—February. As. 3 or 4d.

MISCELLANEOUS

37. Varietal Cotton Map of India.—Showing the tracts growing the different varieties of cotton according to the latest Revised Trade Classification, 1939. Rs 1.
 [All communications relating to the supply of Maps on payment should be addressed to the Officer-in-Charge, Map Record and Issue Office, 13, Wood Street, Calcutta.]
 38. Crop Atlas of India (1939 edition). Rs 4 or 13s.
 39. Alphabetical Index of the Commodities that enter into the Foreign Sea-borne Trade of British India (1938 edition). Rs 2-12 or 5s.
 40. Directory of Exporters of Indian Produce and Manufactures (including those of Burma). (9th edition). As. 9 or 10d.
 41. Report for the year ending 1938-39 by the Indian Trade Agent, Kabul. Rs 1-4 or 2s.
 42. Report on the work of the Indian Government Trade Commissioner, Osaka, during 1938-39. Rs. 2-4 or 3s. 9d.
 43. Report on the work of the Indian Government Trade Commissioner in East Africa, Mombasa, during 1938-39. Rs. 3 or 6s.

* SPECIAL SUPPLEMENTS TO THE "Indian Trade Journal"

44. Review of the Sugar Industry of India for the year ending 31st October, 1938. As. 6 or 7d. (Supplement to the issue of 2nd November, 1939.)
 45. Note on Tobacco. As. 4 or 5d. (Supplement to the issue of 15th July, 1937.)
 46. Glossary of Jute Trade Terms. As. 3 or 4d. (Supplement to the issue of 18th September, 1924.)
 47. Glossary of Raw Cotton Trade Terms. As. 7 or 8d. (Supplement to the issue of 21st June, 1928.)
 48. Glossary of Terms relating to Hand-made Cotton Fabrics. As. 2 or 3d. (Supplement to the issue of 3rd July, 1930.)
 49. Glossary of Terms relating to Hides, Skins and Leather. As. 8 or 9d. (Supplement to the issue of 12th January, 1933.)
 50. Glossary of Terms relating to Cotton Manufactures (Mill-made). As. 4 or 5d. (Supplement to the issue of 11th July, 1935.)
 51. Indian Customs Tariff (18th issue). Reprint of the First and Second Schedules appended to the Indian Tariff Act. XXXII of 1934 (as in operation on 22nd July, 1940), showing the rates of Customs duties levied on goods imported into, and exported from, British India, together with (1) the tariff values fixed for certain articles under Government of India, Commerce Department Notification No. 73-T (7)/40, dated the 6th July, 1940, for the purpose of assessment of Customs duties with effect from the 22nd July, 1940, (2) the rates of Ex-cise duties leviable on articles produced or manufactured in British India and (3) the rates of Differential or Countervailing import duties leviable on goods imported from Burma. As. 4 or 6s (Supplement to the issue of 11th July, 1940.)

[Sixty-sixth Issue.]

EcA.240.
1039.

STATISTICAL RESEARCH BRANCH, INDIA

REVIEW
OF THE
TRADE OF INDIA
IN
1939-40

*Published by order of the
Governor-General in Council*



PUBLISHED BY MANAGER OF PUBLICATIONS, DELHI
PRINTED BY MANAGER, GOVERNMENT OF INDIA PRESS, CALCUTTA
1940

Price Rs. 3-2 or 5s.