

STATISTICAL RESEARCH BRANCH, INDIA

REVIEW

OF THE

TRADE OF INDIA

IN

1938-39

*Published by order of the
Governor-General in Council*



PUBLISHED BY MANAGER OF PUBLICATIONS, DELHI
PRINTED BY MANAGER, GOVERNMENT OF INDIA PRESS, CALCUTTA
1939

Price Rs. 2-6 or 4s.

List of Publications of the Department of Commercial Intelligence and Statistics, India.

Publications noted below are obtainable from—In India and Abroad excluding Europe and America :—

The Manager of Publications, Civil Lines, Delhi : Sale Depot at 8, Hastings Street, Calcutta, In Europe and America :—The Secretary to the High Commissioner for India, "India House"

Aldwych, London, W.C. 2. Also from all agents for the sale of Government publications. Remittances should be made either through a bank or by postal or money order and should include forwarding (i.e., packing and postage) charges where indicated in brackets after the price. Subscriptions are accepted in terms of the Official financial year, or, in the case of Subscribers enlisting themselves within the currency of the year, for periods which do not extend beyond the close (i.e., 31st March) of the year.

[All communications regarding supply on payment and subscriptions and all payments for subscriptions and advertisements should be made direct to any of the aforesaid officers as the case may be.]

WEEKLY

1. *Indian Trade Journal* (Estd. 1906)—Issued on Thursdays. Annual, half-yearly and quarterly rates of subscription with Supplements and quarterly index :—Indian (including postage) : R18, R9, R4-8 and Foreign (including postage) : (a) Europe and America : R23, R11-8, R5-12, and (b) Others R22, R11, R5-8, respectively. Single copies (including postage) :—Current issue, As. 6 $\frac{1}{2}$ Back numbers, when available, for any number over three months old, R1 each ; Foreign (including postage) :—9 As. and R1-3, for current and back issues, respectively.

[Orders may be placed, with prepayment, for particular issues of the Journal, e.g., issues containing Crop Forecasts or those having Special Supplements.]

11869

- | | |
|--|--|
| <ol style="list-style-type: none"> 2. Accounts relating R1-6 or 2s. 3. Monthly Statistics 1s. Yearly subscription As. 4. Monthly Statistics May, 1939. As. 5. Indian Customs description As. 6. Joint Stock Com Mysore, Trav 7. Trade at station 8. Raw Cotton Tr 9. Exports of India 10. Trade Statistics 1939. R4-2 11. Accounts relati R4 or 6s. 6d 12. Accounts relati R2-2 or 3s. 6 13. Wholesale price week of each As. 5 or 6d. 14. Accounts relati 1938. R2-6 15. Annual Statem Countries :— Vol. I.— Vol. II.— 16. Statistical Abstract for British India (with Statistics, where available, relating to certain Indian States) from 1927-28 to 1936-37 (15th issue). R5-10. 17. Agricultural Statistics of India :— Vol. I.—British India—for 1935-36 (52nd issue). R8 or 13s. 6d. Vol. II.—Indian States—for 1935-36 (52nd issue). R5-8 or 8s. 6d. 18. Agricultural Statistics of British India (Provisional), 1937-38 (24th issue). As. 5 or 6d. 19. Estimates of Area and Yield of Principal Crops in India, 1937-38 (40th issue). R1-8 or 2s. 3d. 20. Indian Tea Statistics, 1937 (43rd issue). As. 14 or 1s. 3d. 21. Indian Coal Statistics, 1937 (31st issue). R1-4 or 2s. 22. Indian Rubber Statistics, 1937 (19th issue). As. 14 or 1s. 3d. 23. Indian Coffee Statistics, 1937-38 (18th issue). As. 5 or 6d. | <p>Review of Trade of India 1938/39</p> <p>ion of British India for July, 1939.</p> <p>Indian Mills, April, 1939. As. 10 or</p> <p>ed Industries of India, April &</p> <p>1939. One anna or 1$\frac{1}{2}$d. Yearly sub-</p> <p>Indian States of Hyderabad, Baroda, D or 1s.</p> <p>, 1939. As. 14 or 1s. 3d.</p> <p>9. R1-12 or 3s. R1-2 or 1s. 9d.</p> <p>nd the State of Travancore, May,</p> <p>British India for June, 1939.</p> <p>ade of India for May, 1939.</p> <p>ations in India during the first and June, 1939 (No. 2 of 1939).</p> <p>British India for the calendar year</p> <p>the British Empire and Foreign</p> <p>Exports for 1937-38 (72nd issue).</p> <p>ing with each country and at the French Possessions in India and issue). R14-10 or 23s.</p> |
|--|--|

List of Agents in India from whom Government of India Publications are available.

(a) PROVINCIAL GOVERNMENT BOOK DEPOTS.

ASSAM:—Superintendent, Assam Secretariat Press, Shillong.
BIHAR:—Superintendent, Government Printing, P. O. Gulzarbagh, Patna.
BOMBAY:—Superintendent, Government Printing and Stationery, Queen's Road, Bombay.
CENTRAL PROVINCES:—Superintendent, Government Printing, Central Provinces, Nagpur.
MADRAS:—Superintendent, Government Press, Mount Road, Madras.
NORTH-WEST FRONTIER PROVINCE:—Manager, Government Printing and Stationery, Peshawar.
ORISSA:—Press Officer, Secretariat, Cuttack.
PUNJAB:—Superintendent, Government Printing, Punjab, Lahore.
SIND:—Manager, Sind Government Book Depot and Record Office, Karachi (Sadar).
UNITED PROVINCES:—Superintendent, Printing and Stationery, U. P., Allahabad.

(b) PRIVATE BOOKSELLERS.

<p>Advani & Co., The Mall, Cawnpore. Aero Stores, Karachi.* Army Munkeyry Stores, Moga (Punjab). † Banthiya & Co., Ltd., Station Road, Ajmer. Bengal Flying Club, Dum Dum Cantt.* Bhawnani & Sons, New Delhi. Bombay Book Depot, Charni Road, Girgaon, Bombay. Book Company, Calcutta. Booklover's Resort, Talkad, Trivandrum, South India. British Book Depot, Lucknow. British Book Depot, Raisalpore. British Stationery Mart, Booksellers, Peshawar Cantt. Buckingham & Co., Booksellers and Stationers, Greenwood Street, Sialkot City. Burma Book Club, Ltd., Rangoon. Cambridge Book Co., Booksellers, New Dak Bungalow Road, Patna. Chandrakant Chhimanlal Vora, Ahmedabad. Chatterjee & Co., 3, Bacharam Chatterjee Lane, Calcutta. Chincy & Sons, Booksellers, etc., Dhantoli, Nagpur, C. P. Chukerverty, Chatterjee & Co., Ltd., 13, College Square, Calcutta. Das Gupta & Co., 54/3, College Street, Calcutta. Dastane Brothers, Home Service, 456, Raviwar Peth, Poona 2. Delhi and U. P. Flying Club, Ltd., Delhi.* Deahmukh Book Depot, Station Road, Sholapur. English Book Depot, Ferozepore. English Bookstall, Karachi. English Book Depot, Taj Road, Agra. English Book Store, Abbottabad, N.-W. F. P. Faqir Chand Marwah, Peshawar Cantonment. Higginbothams, Madras. Hindu Library, 137-F, Balaram De Street, Calcutta. E. L. College of Commerce, Co-operative Stores, Ltd., Ahmedabad. Hyderabad Book Depot, Chaderghat, Hyderabad (Deccan). Ideal Book Depot, Rajpur Road, Dehra Dun and Bombay Bazar, Meerut. Imperial Book Depot and Press, near Jama Masjid (Machhwalan), Delhi. Imperial Publishing Coy., Lahore. Indian Army Book Depot, Dayalbagh, Agra. Indian Army Book Depot, Daryaganj, Delhi. Indian School Supply Depot, Central Avenue, South, P. O. Dharamtala, Calcutta. International Book Service, Poona 4. Jaina & Bros., Mori Gate, Delhi, and Connaught Place, New Delhi, Messrs. J. M. Joshi, News Agent, Devgad Baria via Piplod, Bombay, Mr. V. G. Kamala Book Depot, 16, College Square, Calcutta. Karnal & Co., 9, Commercial Buildings, The Mall, Lahore, Messrs. N. C. Karnataka Sahitya Mandir, Dharwar (S. India). Keale & Co., 65, Britto Road, Karachi (Saddar). Kitabistan, 17-A, City Road, Allahabad. Krishnaaswami & Co., Teppakkulam P. O., Trichinopoly Fort, Messrs. S. Lahiri & Co., Ltd., Calcutta, Messrs. S. K.</p>	<p>London Book Co. (India), Arbab Road, Peshawar, Murree, Nowshera, Rawalpindi. Lyall Book Depot, Lyallpore. Malhotra & Co., Post Box No. 94, Lahore, Messrs. U. P. Mathur & Co., Messrs. B. S., Chatur-Vilas, Paota, Civil Lines, Jodhpur (Rajputana). Minerva Book Shop, Anarkali Street, Lahore. Modern Book Depot, Bazar Road, Sialkot Cantt. Mohanlal Dossabhai Shah, Rajkot. Mohan News Agency, Kotah (Rajputana). National Welfare Publicity Ltd., Mangalore. New Book Co., "Kitab Mahal", 192, Horoby Road, Bombay. Newman & Co., Ltd., Calcutta, Messrs. W. Oxford Book and Stationery Company, Delhi, Lahore, Simla, Meerut and Calcutta. Parikh & Co., Baroda, Messrs. B. Pioneer Book Supply Co., 20, Shib Narayan Das Lane, Calcutta and 219, Old Market, Delhi. Popular Book Depot, Grant Road, Bombay. Punjab Religious Book Society, Lahore. Punjab Sanskrit Book Depot, Lahore. Raghunath Prasad & Sons, Patna City. Rama Krishna & Sons, Booksellers, Anarkali, Lahore. Ram Krishna Bros., Opposite Bishrambag, Poona City. Ramesh Book Depot and Stationery Mart, Kashmir Gate, Delhi. Ray & Sons, 43, K. & L. Edwardes Road, Rawalpindi Murree and Peshawar, Messrs. J. Reliance Stores, Booksellers, Princess Street, Karachi. Roy Chowdhury & Co., 72, Harrison Road, Calcutta, Messrs. N. M. Saraswati Book Depot, 15, Lady Hardinge Road, New Delhi. Sarcar & Sons, 15, College Square, Calcutta, Messrs. M. C. Sharada Mandir, Ltd., Nai Sarak, Delhi. Standard Book Depot, Cawnpore. Standard Book Depot, Lahore, Delhi and Simla. Standard Bookstall, Karachi. Standard Bookstall, Quetta. Standard Law Book Society, 79/1, Harrison Road, Calcutta. Subhan, Book-Seller and Publisher, Bilaspur, C. P., Mr. M. A. Swaminatha Sivam & Co., Paddukotah, Messrs. P. N. Tanswada & Sons, Booksellers, Sangli. Tara & Sons, Razmak (India), Messrs. B. S. Taraporevala Sons & Co., Bombay, Messrs. D. B. Thacker & Co., Ltd., Bombay. Thacker, Spink & Co. (1933), Ltd., Calcutta. Tripathi & Co., Booksellers, Princess Street, Kalbadovi Road, Bombay, Messrs. N. M. Uberoy, J. C., Journalist, Printer and Publisher, Jaycee House, Alexandra Road, Ambala. University Book Agency, Kachari Road, Lahore. Upper India Publishing House, Ltd., Literature Palace, Ammuddaula Park, Lucknow. Varadachary & Co., Madras, Messrs. P. Venkatasubban, A., Law Bookseller, Vellora. Wheeler & Co., Allahabad, Calcutta and Bombay, Messrs. A. H. Young Man & Co. (Regd.), Egerton Road, Delhi.</p>
---	---

* Agents for publications on Aviation only.

† Agent for Army Publications only.

CONTENTS.

CHARTS ILLUSTRATING—	PAGE.
A. Foreign Sea-borne Trade of India during the seventy years 1864-69 to 1929-34 and the annual trade for the last five years	v
B. Variations in the values of principal articles in the Import and Export trade of British India	vi--vii
C. Price per tola of English bar gold in Bombay, of silver in London per standard ounce, of silver in Bombay rupees per 100 tolas and the telegraphic transfer rate in Calcutta on London at or about the end of each week during 1937-38 and 1938-39	viii

Part I—Report.

CHAPTER I.—General remarks	1—83
CHAPTER II.—Imports of Merchandise	84—115
Cotton manufactures	85
Wool, raw and manufactured	90
Artificial silk	91
Silk, raw and manufactured	92
Iron and steel	92
Other metals	95
Machinery and millwork	96
Mineral oils	97
Motor vehicles	99
Paper and pasteboard	102
Chemicals	104
Hardware	106
Provisions	107
Drugs and medicines	108
Liquors	108
Sugar	109
Salt	110
Other articles	111
Dutiable baggage	115
CHAPTER III.—Exports of Merchandise	116—148
Jute and jute manufactures	117
Cotton	120
Cotton manufactures	122
Tea	124
Oilseeds	128
Hides and skins	130
Food-grains and flour	132
Metals and ores	136
Raw wool	136
Lac	138
Other articles	140
Postal articles, Imports and Exports	146
Re-exports of foreign merchandise	147
Government Stores—Imports, Exports and Re-exports	147

	PAGE.
CHAPTER IV.—The Direction of Overseas Trade	149—169
CHAPTER V.—Foreign Sea-borne Trade of the Maritime Indian States	170—175
I. Trade of Kathiawar States	170
II. „ „ Travancore	175
CHAPTER VI.—Frontier and Indo-Afghan Trade	176—178
I. Land-Frontier Trade	176
II. Indo-Afghan Trade	177
CHAPTER VII.—Balance of Trade and Movements of Treasure	179—183
I. Balance of Trade	179
II. Movements of Treasure	181

CONTENTS—*continued.*

Part II—Tables.

	PAGE.
A. Total Sea-borne trade—	
No.	
1. Total foreign sea-borne trade during 1936-37, 1937-38 and 1938-39 with pre-war, war and post-war averages	185
2. Total Merchandise and Treasure, and Gold separately during the last five years with quinquennial averages for the past seventy years	186
3. Monthly sea-borne trade (private merchandise) imports and exports (including re-exports) from 1936-37 to 1938-39, with the pre-war, war and post-war averages and excess of exports over imports	187
4. Trade with the British Empire and Foreign Countries in merchandise only	188
5. Percentage share of the principal countries in the total trade in merchandise only	190
6. Trade with principal countries distinguishing principal articles	191
7. Trade of certain principal countries and British India	212
B. Imports of merchandise—	
8. Quantity and value of principal articles of imports	213
9. Imports of cotton twist and yarn	222
10. " " " " " " by counts	222
11. " " " " " " from the principal supplying countries	223
12. " " " piecegoods	224
13. " " woollen piecegoods	225
14. " " raw silk, silk yarn and silk piecegoods	225
15. " " and declared value of iron and steel	226
16. " " of iron and steel by principal countries	227
17. " " Metals excluding iron and steel	227
18. " " Machinery and millwork	228
19. " " Mineral oils	228
20. " " Motor cars, cycles and accessories	229
21. " " Hardware excluding cutlery	230
22. " " Sugar excluding molasses and confectionery	230
23. " " Cement	230
C. Exports of merchandise—	
24. Quantity and value of principal articles of exports	231
25. " " " " " " " re-exports	237
26. Percentage of exports of certain principal crops to total production	239
27. Exports of raw cotton	239
28. " " cotton twist and yarn	239
29. " " cotton twist and yarn by counts	240
30. " " Indian grey and coloured cotton piecegoods	241
31. " " raw jute	241
32. " " Jute gunny bags and cloth	241
33. " " Jute bags and cloth to principal countries	242
34. " " Indian tea	243
35. " " seeds	243
36. Shares of principal countries in the total value of exports of seeds	244

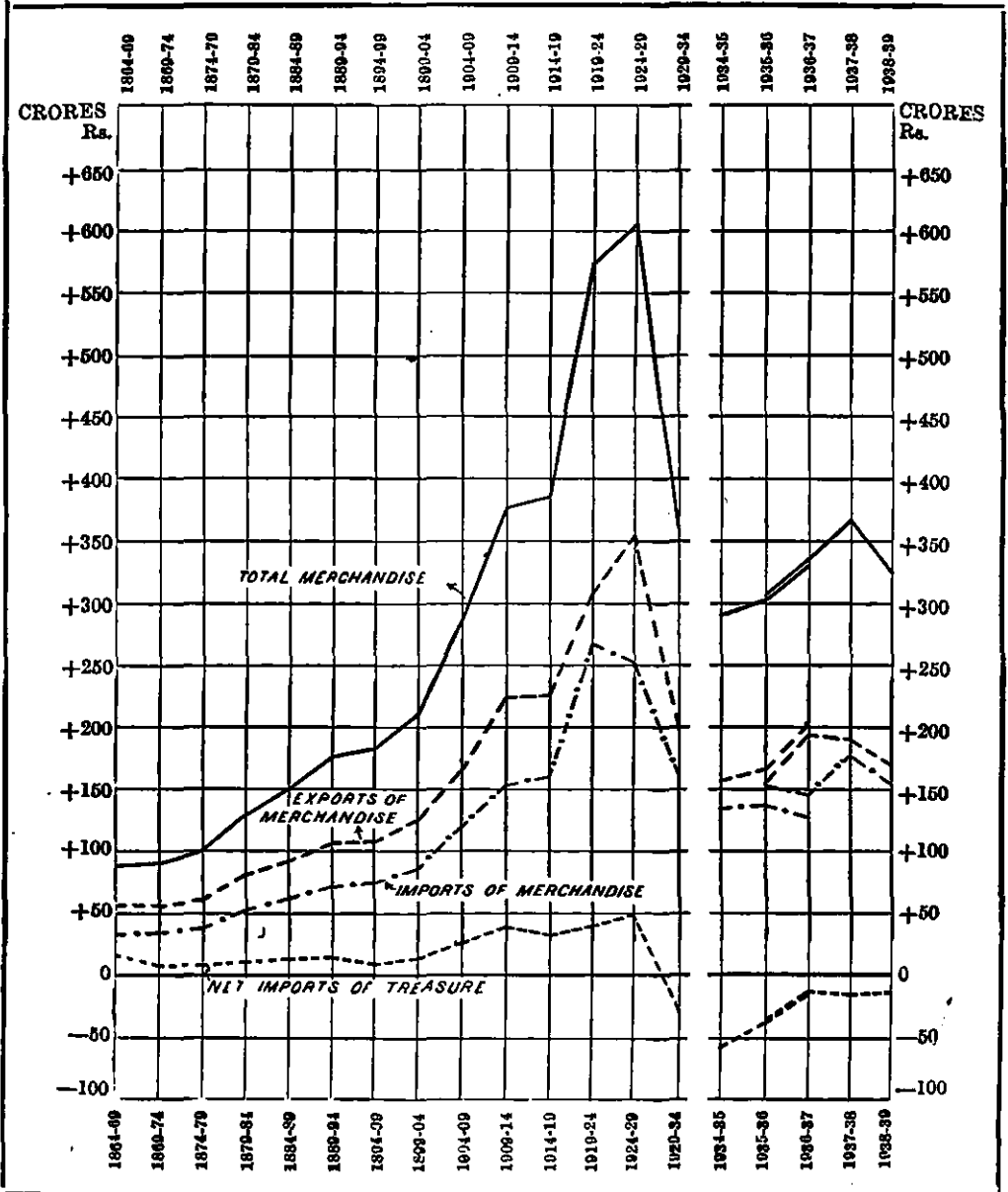
	PAGE.
C. Exports of merchandise—<i>contd.</i>	
No.	
37. Exports of Wheat	245
38. " " Rice not in the husk	245
39. " " Hides and skins	246
40. " " Manganese ore	247
41. " " Lac	248
D. Production and miscellaneous—	
42. Production, mill consumption and exports of raw jute	248
43. Production, imports, mill and other consumption, exports and re-exports of raw cotton	249
44. Production in the Indian mills of cotton twist and yarn by counts	249
45. " " " " " " " " piecegoods	249
46. Tables illustrating competition experienced by Indian products in certain foreign markets	250
Imports of Linseed	250
" " Rapeseed	250
" " Sesamum seed	251
" " Groundnut	251
" " Tea	252
E. Kathiawar trade—	
47. Quantity and value of the principal articles of Imports into the Kathiawar ports	253
48. Quantity and value of the principal articles of Exports from the Kathiawar ports	259
F. Indo-Burma trade—	
49. Chief imports into Burma from India	261
50. Chief exports from Burma to India	263
G. Balance of trade and merchandise of treasure—	
51. Balance of Trade of India	264
52. Imports and Exports of Gold, Silver and Currency Notes	265
53. Monthly net imports of Gold, Silver and Currency Notes during 1938-39	270
54. Absorption of Gold in India	271
H. Shipping—	
55. Share of each province in the total entries and clearances of vessels	272
56. Number and tonnage of vessels engaged in the foreign sea-borne trade	273
I. Freights—	
57. Maritime freights	275
J. Customs Revenue—	
58. Indian sea and land customs and central excise revenue (excluding salt revenue)	276
K. Prices—	
59. Wholesale prices in India	281
60. Prices of cotton, raw and index numbers of cotton, raw and cloth in Liverpool	285
61. Declared value per unit of principal imported articles	284
62. " " " " " " exported "	28
INDEX	289

CHART A

Foreign Sea-borne Trade of British India.

Quinquennial averages during the seventy years (1864-69 to 1929-34) and the annual trade for the last five years.

(Private and Government.)



NOTE.—(i) The space after 1929-34 separates the several quinquennia and the annual figures.

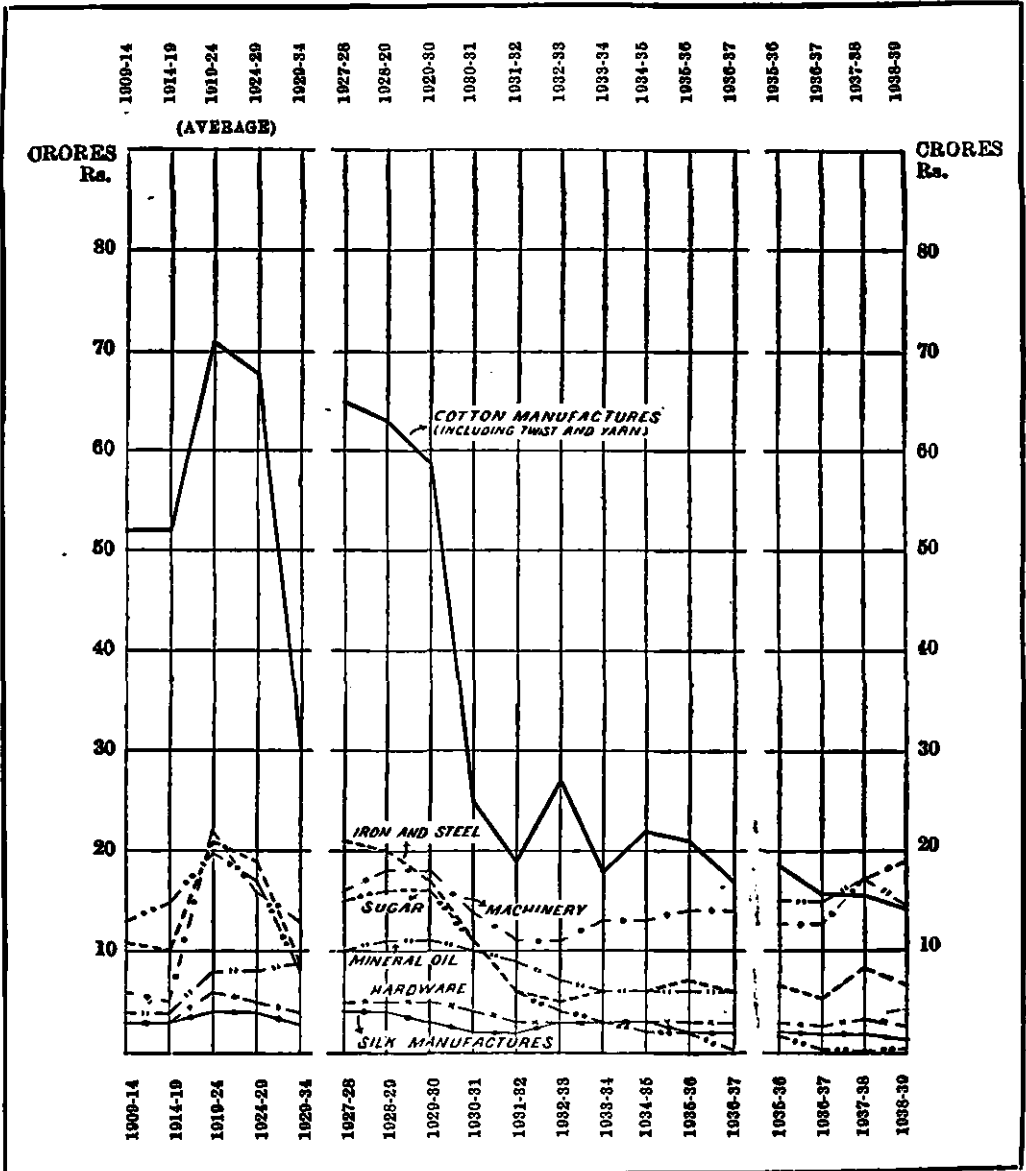
(ii) The three points starting from 1934-35 represent unadjusted figures which include Burma

(iii) The points starting from 1935-36 represent adjusted figures excluding Burma for 1935-36 and 1936-37 and actual figures for 1937-38 and 1938-39.

CHART B

(i) Variations in the values of principal articles in the import trade of British India during the five quinquennia ending 1929-34 and the last twelve years.

IMPORTS.



NOTE.—(i) The space after 1929-34 separates the several quinquennia and the annual figures.

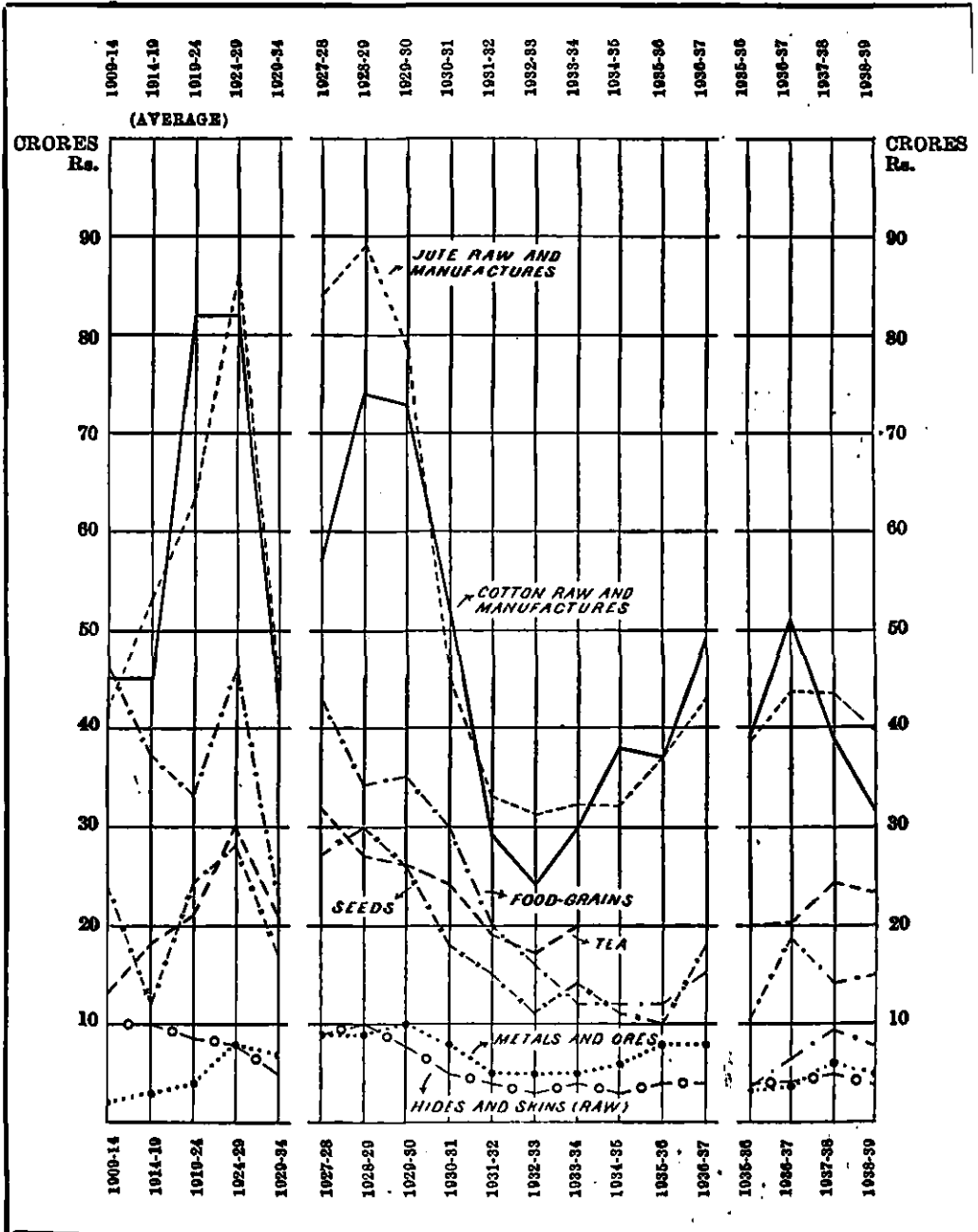
(ii) The points starting from 1927-28 and ending in 1936-37 represent figures for India including Burma.

(iii) The points starting from 1935-36 represent adjusted figures for 1935-36 and 1936-37 and actual figures for 1937-38 and 1938-39.

CHART B

(ii) Variations in the values of principal articles in the export trade of British India, during the five quinquennia ending 1929-34 and the last twelve years.

EXPORTS.



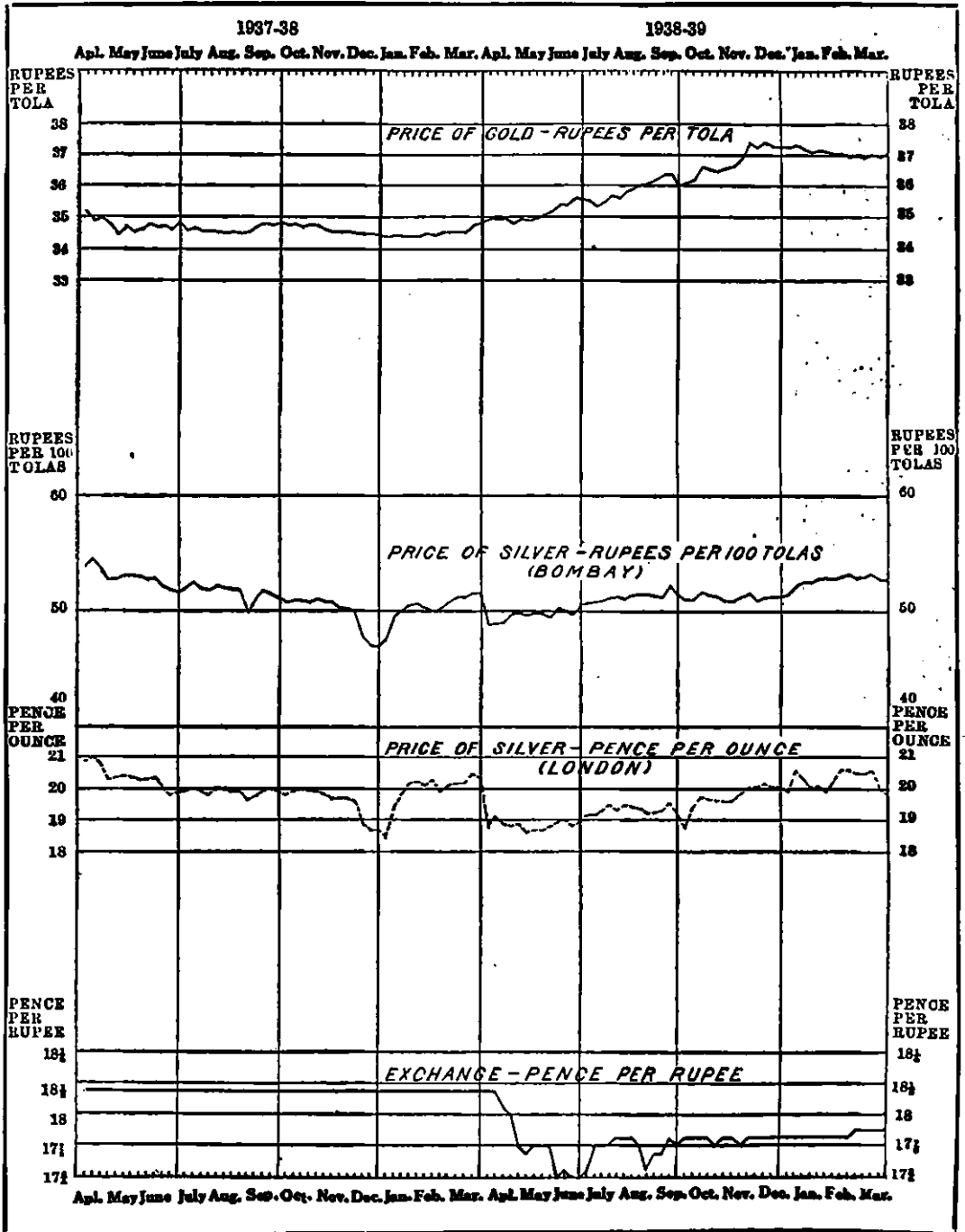
NOTE.—(i) The space after 1929-34 separates the several quinquennia and the annual figures.

(ii) The points starting from 1927-28 and ending in 1936-37 represent figures for India including Burma.

(iii) The points starting from 1935-36 represent adjusted figures for 1935-36 and 1936-37 and actual figures for 1937-38 and 1938-39.

CHART C

Price per tola of English bar gold in Bombay, price of silver in London per standard ounce, price of silver in Bombay rupees per 100 tolas and the telegraphic transfer rate in Calcutta on London at the end of each week during the years 1937-38 and 1938-39.



NOTE.

Consequent upon the separation of Burma the foreign trade statistics of British India for 1937-38 and 1938-39 include the trade of British India with Burma but exclude the trade of Burma with foreign countries other than British India. Direct comparison with the figures recorded for the year prior to 1937-38 is therefore vitiated. With a view to remedying this defect attempts have been made to adjust the figures for the year 1936-37 so as to afford a comparison with those for 1937-38 and 1938-39 and the results are embodied in this Review. It should be distinctly understood that these adjustments have been carried out in so far as the available data permit and the figures for the year 1936-37, thus revised, are necessarily approximate, but sufficiently accurate to provide a basis for analysing the trade in essential details.

INDEX

	Report Page	TABLES		
		Import Page	Export Page	Miscal- laneous Page
Absorption of gold	271
Acids	104
Act, Indian Tariff (Amendment)	81, 82
Aden	199	199	..
Agricultural conditions	12
Agricultural implements	105	216
Aircraft	215
Ale, beer and porter	108	217	..	284
Alizarine dyes	113	215	..	285
Almonds	218
Aluminium	95	215, 228
Angle and spring	214
Animal oil	214
Animals, living	219	236	..
Apparel	219	236	..
Arabia	200	200	..
Argentine Republic	169
Arms, ammunition and military stores	219
Articles by post	146	220	236, 238	..
Artificial silk	91	217
Association, Indian Jute Mills	117
Australia	160	211	211	..
Bacon and hams	107
Bahrain Islands	200	201	..
Bajra (<i>Pennisetum typhoideum</i>)	132, 135	..	232	..
Balance of trade	70, 179	284
Banks, Scheduled, position of	61
Banking	61
Bark for tanning	113
Barley (<i>Hordeum vulgare</i>)	132, 135	..	232	286
Bars and channel	94	214, 226	..	284
Beams, pillars, girders and bridgework	94	214, 226	..	285
Beer	108	217	..	284
Belgium	167	196	196	..
Belting for machinery	96	219
Betelnut (<i>Areca Catechu</i>)	113, 143	216	..	284
Biscuits and cakes	107	217	..	284
Blankets and rugs, other than floor rugs	91
Bobbins	219
Boilers	90	213
Bones	145, 146
Books, printed, etc.	219
Boots and shoes	220	..	284
Borneo	205	205	..
Brandy	108	284
Brass	96	214, 228
Brazil	169
Bricks and tiles	219
Bridgework	94	214, 226
Bristles	235	..
British Empire	156-61
" India, trade of (calendar year)	212	212	..
" South Africa	161	208	208	..
Builder's hardware	105	216
Building and engineering materials	219

INDEX

	Report Page	TABLES		
		Import Page	Export Page	Miscellaneous Page
Burma	158	202, 261	202, 263	..
Butter	107, 145
Call money rate (Bombay)	59
Camphor	108	217
Canada	160	209	209	..
Candles	236	287
Canned and bottled provisions	217	..	284
Canvas, flax	219	..	285
Carpets and rugs	91, 138	216	233	..
Carriages and carts	215
" " wagons	215
Castor oil (<i>Ricinus Communis</i>)	142	..	234	282, 286
" seed " "	129	..	231, 244	282, 286
✓ Cement	53, 114	219, 230	..	285
Ceylon	159	201	201	..
Charts illustrating the—				
A. Foreign sea-borne trade of India, during last 70 years, quinquennial	v
Charts illustrating the—				
B. Variations in values of principal articles in the Import and Export trade during the five quinquennia ending 1929-34 and the twelve years ending 1938-39	vi-vii
C. Price of English bar gold in Bombay, of bar silver in London, of Silver in Bombay and the telegraphic transfer rate in Calcutta on London	viii
I. World stocks of primary commodities; quantum of world trade; world index of industrial activity	4
II. General indices of industrial production	5
III. Indices of market values of industrial shares	7
IV. Indices of wholesale prices	9
V. Average Annual Index Numbers of Primary Commodity prices	10
V(a). Average Monthly Index Numbers of Primary Commodity prices	11
VI. Index numbers of Agricultural prices of India	13
VII. Index numbers of prices of Principal Industrial Commodities	25
VIII. Indices of Industrial production in India	26
IX. Index Numbers of prices, production, stocks and share values—Cotton manufactures	30
X. Index Numbers of prices, production, stocks and share-values—Jute manufactures	36
XI. Index Numbers of production, prices, share-values—Tea	38
XII. Index Numbers of production, prices, share-values—Coal	41
XIII. Index Numbers of production, prices, share-values—Iron and Steel	44
XIV. Index Numbers of production, prices, share-values—Sugar	46
XV. Index Numbers of production, prices and share-values—Cement	50

INDEX

	Report Page	TABLES		
		Import Page	Export Page	Miscellaneous Page
Charts illustrating the—				
XVI. Index Numbers of production and share-values—Paper	53
XVII. Index Numbers of wholesale prices	56
XVIII. Index Numbers of declared values of exports and imports	58
XIX. Yield on Treasury Bills and 3½ per cent Government paper and call-money rate (Bombay)	59
XX. Index Numbers of Indian Securities	65
XXI. Imports, exports and production of cotton piecegoods in India	Facing page 123
Cheese	107
Chemicals	104	215
Chile	169
Chillies (<i>Capiscum Sps.</i>)	143	..	234	286
China	168	207	207	..
Chromite	136
Cider	217
Cigarettes	114, 141	218	..	285
Cigars	114, 141	..	233	287
Cinematographic films	112
Clocks and watches and parts	219
Cloves (<i>Eugenia caryophyllata</i>)	113	216	..	284
Coal	40, 115, 141	220	234	285, 287
" industry	40
" production of	142
Coconut oil (<i>Cocos nucifera</i>)	142	..	234	282, 286
Coconuts	285
Coffee (<i>Coffea arabica</i>)	143	..	235	282, 286
Coir	234	..
" manufactured	143
" unmanufactured	287
Coke	220	234	..
Competition experienced by Indian products in certain Foreign markets	250
Condensed milk	107	217	..	284
Confectionery	107	217
Copper	95	214, 227	..	284
Copra or dried coconut kernel	231	286
Cordage and rope	220	236	..
Cotton	14, 120
Cotton, Broach, prices of	281
" American middling, prices of	283
" Consumption of	122
" fents	89
" freights on	275
" handkerchiefs and shawls	213	..	284
" hosiery	90	213
" Mill industry	28
" manufactures	65, 122	213	231, 237	..
" piecegoods	87, 123	213, 224	231, 237	281, 284, 286
" " grey	87, 123	213, 224	231, 237, 240	284, 286

INDEX

	Report Page	TABLES		
		Import Page	Export Page	Miscellaneous Page
Cotton piecegoods, white	87,123	213, 224	237	284
" " coloured	87, 123	213, 224	231, 237, 240	284, 286
" " prices of	124
" " Indian production	123
" raw (<i>Gossypium Spa.</i>)	14, 120	213, 249	231, 237, 239, 249	249, 286
" seed	129	..	232, 244	282, 286
" thread, sewing	90	213
" yarn	85, 124	213, 222	231, 237, 239	281, 284, 286
" " by counts	85	222, 223	240	..
" " production of—(Indian)	85, 121	249
" waste	213	231	..
Crop, percentage of export to production of—	239
Currency notes	183	269	269	270
Customs revenue	276—280
Cutch and gambier	113
Cutlery	106	219
Cycles	101	215
Dates	218
Declared value per unit of principal articles of import and export	284—287
Direction of Indian trade	149—160
Domestic hardware	105	216
Drugs and medicines	108, 146	217, 221	235	287
Duty, excise—on kerosene	280
" " " matches	280
" " " motor spirit	280
" " " silver	280
" " " steel ingots	280
" " " sugar	280
" export—on rice	279
" " " jute	279
" import	276—279
Dyeing and tanning substances	113, 145	..	235	..
Dyes	113	215
Earthenware and porcelain	219
East Africa	161
Economic conditions, world	1
Egypt	207	208	..
Electrical apparatus	112
" " " machinery	97	213
Electroplated ware	106
Enamelled ironware	105	216
Exchange	63
Engines, locomotive	217
Exports duty on rice, jute	279
" of Foreign Merchandise	147	..	185, 237	..
" " Government Stores	147	..	185	..
" " Indian merchandise	116	..	185, 231	..
" excess of—over imports	179
" net	179
" principal articles of	68, 116	..	231	..
" ratio of—to production	239

INDEX

	Report Page	TABLES		
		Import Page	Export Page	Miscellaneous Page
Exports of Treasure	185, 265	..
" value of (grand total)	68, 116	..	—269	..
" " " from the Kathiawar ports	170	..	185	..
Farinaceous and patent foods	107	217	269	284
Fents	89
Ferro-alloys	94
Ferro-manganese	136
Ferruginous manganese ore	136
Fibre for brushes and brooms	146	..	236	..
Financial Conditions	59
Fish (excluding canned fish)	145	220	235	..
" dry, salted	145	..	235	..
Fishmaws and sharkfins	145	..	235	..
Fixed-yield industrial securities	66
Flax, canvas	219	..	285
" piecegoods	219	..	285
" raw	219
Fodder Bran and pollards	236	..
Food grains	132	286
Foreign countries and others, trade with	161—169	188—190
" market, Indian goods in	250
" trade of India as compared with that of other countries	212
France	167	197	197	..
Freights, Indian—maritime	275
Frontier trade	177
Fruits and vegetables	141	218	234, 238	..
" " dried, etc.	218	234	..
" " fresh	218	234	..
Fuel oil	98
Furniture and cabinetware	220
German silver	96	215
Germany	165	194	195	..
Ghi	145	..	235	286
Ginger (<i>Zingiber officinale</i>)	143	..	234	..
Girders	94	214, 226
Glass and glassware	114	218	..	285
" bangles	114	218
" beads and false pearls	114	218	..	285
" bottles and phials	114	218
" funnels, globes, etc.	218
" sheet and plate	114	218	..	285
Gold, absorption of	271
" bullion and coin	181
" imports and exports of	70, 181	265	265	..
" net imports of —, silver and currency notes	180	270
" prices of — and silver	181, 182
" stocks of	271
" and silver, thread	210
" Standard Reserve	271
Government Papers	65
" stores	147	185, 220	185	..
Government stores, imports of	147	185, 220
" " exports of	147	..	185	..

	Report Page	TABLES		
		Import Page	Export Page	Miscellaneous Page
Grain, pulse and flour	132	214	232	..
Groundnuts (<i>Arachis hypogaea</i>)	17, 128	..	231, 244	251, 282, 286
Gums, resins	219	238	285
Gunpowder	285
Haberdashery and millinery	90	219	238	..
Handkerchiefs and shawls	213	..	284
Hardware	105	216	238	..
Hemp, raw (<i>Crotalaria juncea</i>)	144	..	235	287
Hides and skins	130
" " raw	130	220	233, 237	287
" " tanned or dressed	131	220	247	282, 287
" buffalo	131	..	233	282
" calfskins	233	..
" cow	131	..	233	282
" goat skins	132	..	233	282
" sheep skins	132
Hongkong	206	207	..
Hoops and strips	94	214, 226
Horns, tips, etc.	236	..
Horses	285
Hosiery, cotton	90	213
Implements and tools	105	216
Imports of Government Stores	147	185, 220
" " private merchandise (total)	84	185, 220
" principal articles of	84	213-220
" " into the Kathlawar ports	170	253-258
Import, treasure	181	185, 265-270
" value of (grand total)	60,84	185
Index numbers of agricultural prices, India	13
" " cotton raw and cloth (in Liverpool)	283
" " declared values of exports and imports	58
" " Indian securities	65
" " Industrial profits	22
" " prices of principal industrial commodities	25
" " prices, production, stocks and share values—Cotton manufactures	30
" " prices, production, stocks and share values—Jute manufactures	36
" " production, prices, share values—Tea	38
" " production, prices, share values—Coal	41
" " production, prices, share values—Iron and steel	44
" " production, prices, share values—Sugar	46
" " production, prices, share values—Cement	50
" " production and share values—Paper	53
" " primary commodity prices	10, 11
" " wholesale prices	9, 56
Indian Tariff Act	See	"Tariff Changes".

INDEX

	Report Page	TABLES		
		Import Page	Export Page	Miscellaneous Page
Indian Tariff (Amendment) Act	81, 82
Indigo (<i>Indigofera Sp.</i>)	145	..	235	282, 287
Indo-Afghan trade	177
Indo-British Trade Agreement, 1939	73
Indo-China (French)	205	205	..
Industrial conditions	21
" disputes	27
" prices	24
" production	26
" " general indices of	5
" production indices of India	26
" profits	22
" profits, chain index of	22
" shares, indices of market values of	7
Inland trade	72
Instruments, apparatus and appliances	112	215
" cinematographic	112
" electrical	112	215
" musical	112	215
" photographic	112	215
" scientific	112	215
" surgical	112
" wireless	112
International trade	4
Iran	201	201	..
Iraq	199	199	..
Iron and steel industry	42
Iron bars and channel	214, 226	..	284
" rice bowls	214
" pig	92, 136
" and steel	92	214, 220	233	..
" or steel	237	..
" " angle and spring	214
" " beams, pillars, etc.	94	214, 226	..	285
" " bolts and nuts	94	226
" " hoops and strips	94	214, 226
" " nails, rivets, and washers	94	214, 226	..	285
" " pipes and fittings, cast	94	214, 226	..	285
" " rails, chairs, etc.	94	285
" " screws	214
" " sheets and plates, galvanized	94	214, 220	..	285
" " " " not galvanized or tinned	94	214, 226	..	285
" " " " tinned	94	214, 226	..	285
" " tubes and fittings, wrought	94	214, 226	..	285
" " wire nails	94	226
Italy	167	198	198	..
Ivory	220
Jams and jellies	107
Japan	163	205	206	..
Java	204	204	..
Jewellery	220
Jowar and bajra (<i>Pennisetum typhoideum</i>)	132, 135	..	232	..
Jute, raw (<i>Corchorus capsularis</i>)	117	220	231, 241, 248	231, 286
" freights for	275
" manufactures	117	220	231, 241	281

INDEX

	Report Page	TABLES		
		Import Page	Export Page	Miscellaneous Page
Jute bags	118	..	231, 241	286
" cloth	118	..	231, 242	286
" raw	16
" rope and twine	231	..
" mill consumption	248
" industry	33
" prices of	118
" production of	248
Kathiawar ports	170	253	250	..
Kenya Colony	209	209	..
Kerosene oil	98	214	..	282, 284
Lac	138	..	234, 248	..
Lac button	139	..	248	..
" seed	139	..	248	..
" shell	138	..	248	282, 287
" stick	139	..	248	..
Lamps, metal	105
" and parts	216
Land frontier trade	176
Lead	96	215, 228
Leather	232	..
Linseed	18, 128	..	231, 243	250, 282, 286
Liquors	108	217
" ale, beer, and porter	108	217	..	284
" brandy	108	284
" cider	217
" spirit	108	217	..	284
" whisky	108	284
" wines	108	217
Locomotives	217
Lubricating oil	98
Machinery and millwork	96	213, 221	238	..
Machinery, boilers	96	213
" cotton	96	213
" electrical	96	213
" jute	213
" metal working	96	213
" mining	96	213
" paper mill	96	213
" prime-movers	96	213
" refrigerating	96
" rice and flour mill	96	213
" sewing and knitting	96	213
" sugar	96	213
" tea	96	213
" typewriters	96	213
Manganese ore	136	..	233, 247	287
Markets—Indian goods in Foreign competitions of	250
Manures	145	218	235	287
Maskat Territory and Trucial Oman	200	200	..
Matches	219
Medicines	108, 146	217, 221	235	287
Merchandise—total imports and exports of	63, 69	185	185	..
" monthly imports and exports of	187	187	..

INDEX

	Report Page	TABLES		
		Import Page	Export Page	Miscellaneous Page
Merchandise net exports of	179
" and treasure, quinquennial averages of—	..	186	186	..
" value of exports of private —	185, 236	..
" " imports of "	185, 220
Metal lamps	105
Metals	214	233	..
" and ores	136	..	237	287
" and manufactures	233	284
" aluminium	95	215, 228
" brass, bronze, etc.	96	214, 228
" copper	95	214, 227	..	284
" german silver	96	215
" iron and steel	92	214, 226	233	..
" lead	96	215, 228
" other than iron or steel	95	228
" tin	96	214, 227
" zinc or spelter	96	215, 227
Mica	142	..	234	287
Milk, condensed and preserved	107	217	..	284
" food for infants, etc.	107
Mill consumption of raw jute	248
" " cotton	249
Mineral oil	97	214, 228	234	..
" " kerosene	98	214	..	282, 284
" " other kinds	214
Mining machinery	96	213
Molasses	219	..	284
Monetary conditions, world	3
Money market	59
Monthly imports and exports of merchandise	187	187	..
" " (net)—gold, silver and currency notes	270
Motor accessories	215, 229
" cars	99	215, 229
" cycles	100	215, 229
" omnibuses, vans, lorries	100	215, 229
" spirit (petrol, etc.)	99
" vehicles	99	215, 229
Movement of treasure	181
Musical instruments	112	216
Mustard seed	129	..	231	..
Myrobalans (<i>Phyllanthus emblica</i>)	145	..	235	287
Nails, rivets and washers	94	214, 226	..	285
Nationality of vessels	273
Netherlands	166	196	196	..
Newspaper (old)	103
Norway	194	194	..
Nux vomica	146
Oil cloth and floor cloth	220
Oilcake	140	..	233	282, 286
Oils	142	214	234	284, 286
" animal	214
" castor (<i>Ricinus communis</i>)	142	..	234	282, 286
" coconut (<i>Cocos nucifera</i>)	142	..	234	282, 286
" essential	143	214	234	..
" fuel	98

INDEX

	Report Page	TABLES		
		Import Page	Export Page	Miscellaneous Page
Oils, groundnut	142
" kerosene	98	214	..	282, 284
" mineral	97	214, 228	234	..
" mustard	142
" vegetable	142	214	234	..
Oilseeds	17, 128	..	231, 243	..
" castor (<i>Ricinus communis</i>)	129	..	231, 244	282, 286
" copra	231	286
" cotton (<i>Gossypium Sps.</i>)	129	..	232, 244	282, 286
" groundnuts (<i>Arachis hypogaea</i>)	17, 128	..	231, 244	251, 282, 286
" linseed (<i>Linum utilatissimum</i>)	18, 128	..	231, 243	250, 282, 286
" mustard (<i>Brassica Sps.</i>)	129	..	231	..
" poppy (<i>Papaver somniferum</i>)	232	..
" rapeseed (<i>Brassica Sps.</i>)	129	..	231, 243	250, 282, 286
" sesamum (<i>Sesamum indicum</i>)	129	..	231, 244	251, 282, 286
Opium	236	287
Ore	136	..	233	..
" manganese	136	..	233, 247	287
Paints and colours	..	218	..	285
Paper industry	52
" and pasteboard	102	215
" making materials	..	219
" manufactures	103
" mills	103
" packing and wrapping	103
" pasteboard	103
" printing paper	103	285
" writing paper	103
Paraffin wax	146	..	235	287
Pearls	114
Pepper	113, 143	..	234	286
Percentage of exports to production of crops	239
Percentage share of principal countries in the total trade in merchandise	149	190	190	..
Percentage share of principal countries in the total value of chemicals	104
Percentage share of the United Kingdom, Japan and China in the imports of cotton twist and yarn	86
Percentage share of the United Kingdom and Japan in the imports of cotton piecegoods	87
Percentage share of the United Kingdom and Japan in the total quantities of piecegoods imported	89
Percentage share of principal countries in the total imports of paper and pasteboard	103
Peru	169
Petrol	99
Pickles, chutnies, etc.	145
Pig iron	93, 136
" production of	93
Pipes and fittings, cast	94	214, 226	..	285
Pitch and tar	..	220	..	285
Polishes	..	219

INDEX

	Report Page	TABLES		
		Import Page	Export Page	Miscel- laneous Page
Poppy seed	232	..
Portuguese East Africa	208	208	..
Position of individual countries	6
Precious stones and pearls, unset	114	218
Price level, Index of	55
Prices, cotton Manufactures Index Number	31
" Index	55
" India	56
" gold	181
" silver	182
" wholesale	281
" World	55
Prime movers	96	213
Production—ratios of exports to	239
Profits, earned, India	22
" grand total of	22
Proprietary and patent medicines	108	217
Provisions	107, 145	217	235	284
" canned and bottled	107	217	..	284
Pulp of wood	103
Pulse	135	..	232	286
Quantum of trade—India	72
" " —world	4
Quinine	108	217
Railway, plant and rolling-stock	217, 220
" carriages and wagons	217
" gross earnings	73
" locomotives	217
" materials	217
" bridgework	94	214, 226
" sleepers and keys	217
" of wood	217
" Total wagons loaded	73
Rapeseed	129	..	231, 243	250, 282, 286
Re-exports	147	..	237	..
Revenue—Indian Sea and Land Customs and Central Excise	276—280
Rice (<i>Oryza sativa</i>)	20, 132	..	232, 245	281, 286
" and flour mill machinery	98	213
" bowls	214
" export, duty on	279
" freights for	275
" in the husk	132	..	232	..
" not in the husk	133	..	232, 245	286
" prices of Indian	21
" production of	21, 133
Rope and twine, jute	231	..
Rubber manufactures	102	217	238	..
" pneumatic covers	102
" raw	144	217	235	287
" tubes for motor tyres	102
" tyres for motor cars	102
Rugs	91, 138	216	233	..
Rupce—sterling exchange	63
Saffron	113

INDEX

	Report Page	TABLES		
		Import Page	Export Page	Miscellaneous Page
Salt	110	219	..	282, 284
Saltpetre or potassium nitrate	145	..	236	287
Sandal wood oil	143
Scientific instruments	112	215
Scrap iron or steel	136
Serews	..	214
Sea-borne trade, foreign, values of	70	185-189	185-189	..
Second-hand clothing	..	219
Securities, fixed yield	66
" Government	65
" Variable yield	23, 66
Seeds	128	..	231, 243	275, 286
Senna	146
Sesamum	129	..	231, 244	251, 292
Sewing and knitting machines	96	213
Share markets	65
Sheep skins	132	..	232	..
Sheets and plates	94	214, 226	..	285
Shellac	139	..	248	282, 287
Shipping entries and clearances	71	273
" " share of each province in	272
" foreign	273
" freights	275
" nationality of vessels	273
" number and tonnage of	273
" steamers, tonnage of	273
Ships, parts of	..	215
Siam	..	205	205	..
Silk	92	217, 225	236, 238	..
Silk artificial	91	217
" manufactures	92	217, 225	236, 238	..
" mixed goods	92	217	..	284
" piece-goods	92	217, 225	238	284
" raw	92	217, 225	236, 238	284
" yarn, nolls, and warps	..	217, 225
Silver bullion and coin	182
" imports	182	267	267	..
" prices of.	182
Skins, calf
" goat
" raw
" sheep
" tanned and dressed
Sleepers of wood	..	217
Soap	..	219	..	285
Sodium compounds	104	215
Sodium carbonate	285
South Africa, Union of	161	208	208	..
South America	169
Spices	113, 143	216	234	284, 286
" betelnuts (<i>Areca Catechu</i>)	113, 143	216	..	284
" cardamoms	143
" chillies (<i>Capsicum Sps.</i>)	143	..	234	286
" cloves	113	216	..	284

INDEX

	Report Page	TABLES		
		Import Page	Export Page	Miscellaneous Page
Spices ginger	143	..	234	..
" pepper	113, 143	..	234	286
Spirit	108	217	..	284
Spirit, present in drugs	108	284
Stationery	218
Steamers, nationality of	273
" number and tonnage of	272, 273
Steel, angle and spring	214, 226
" bars (other than cast steel)	94	214, 226	..	285
Steel, cast	214
" production of	44, 93
Stocks of Commodities	4
Stores (Government)	147	185, 220	185	..
Straits Settlements	159	203	203	..
Sugar	45, 109	219, 230	236, 238	282, 284
" Factories	109
" industry	47
" Java	110	282
" 16 Dutch Standard and above	110	219	..	284
" production of—(Indian)	109
" wholesale prices of	282
Sumatra	204	204	..
Summary (General)	1
Sweden	193	193	..
Synthetic dyes	113	215
Tallow and stearine	219	..	285
" stearine, and wax	236	..
Tariff changes	80
Tea (<i>Camellia Thea</i>)	37, 124	220	231, 243	252, 281, 286
" chests	218
" industry	37
" machinery	96	213
" prices of—	125	281, 286
" production of	125
Teakwood (<i>Tectona grandis</i>)	216	236	287
Telegraph materials for construction and accessories	221
Timber	216	236	..
Tin	96	214, 227
" unwrought (blocks, etc.)	285
Tobacco (<i>Nicotiana Tabacum</i>)	114, 141	218	233	285, 287
Toilet requisites	219
Toys and requisites for games	219
Trade according to British Empire and Foreign countries	156—69	188	188	..
" direction of Indian—	149
" Indo-Afghan	177
" of India and of other countries	212	212	..
" with Aden	190	199	..
" " Arabia	200	200	..
" " Argentine Republic	169
" " Australia	160	211	211	..
" " Bahrein Islands	200	201	..
" " Belgium	167	196	196	..
" " Borneo	205	205	..
" " Brazil	169

INDEX

	Report Page	TABLES		
		Import Page	Export Page	Miscellaneous Page
Trade with British Empire	156—61			
" " Br. East Africa	161
" " Burma	158	202, 261	202, 263	..
" " Canada	160	209	209	..
" " Ceylon	159	201	201	..
" " Chile	169
" " China	168	207	207	..
" " Egypt	..	207	208	..
" " Foreign Countries	161—69
" " France	167	197	197	..
" " Germany	165	194	195	..
" " Hongkong	..	206	207	..
" " Indo China (French)	..	205	205	..
" " Iran	..	201	201	..
" " Iraq	..	199	199	..
" " Italy	167	198	198	..
" " Japan	163	205	206	..
" " Java	..	204	204	..
" " Kathiawar ports	170—75	253	259	..
" " Kenya Colony	..	209	209	..
" " Maskat Territory and Trucial Oman	..	200	200	..
" " Netherlands	166	195	195	..
" " Norway	..	194	194	..
" " Peru	169
" " Portuguese East Africa	..	208	208	..
" " Siam	..	205	205	..
" " South America	169
" " Straits Settlements	159	203	203	..
" " Sumatra	..	204	204	..
" " Sweden	..	193	193	..
" " Union of South Africa	161	208	208	..
" " United Kingdom	157	191	192	..
" " U. S. S. R.	..	193	193	..
" " United States of America	164	210	210	..
" " Uruguay	189
" " Zanzibar and Pemba	161	209	209	..
Trading conditions	67
Travancore	175
Treasure, imports and exports of	181	185,	185,	..
		265—270	265—269	
Tubes and fittings, wrought	94	214, 226	..	295
Turmeric (<i>Curcuma longa</i>)	145	..	235	..
Twist and yarn (cotton)	85, 124	213, 222	231, 237,	281, 284,
			239	286
Typewriters	96	213
Umbrellas and fittings	..	220	..	285
United Kingdom	157	191	192	..
United States	164	210	210	..
U. S. S. R.	..	193	193	..
Variable yield securities	23, 66
Vehicles	..	215	237	..
Vessels, nationality of	273
" number and tonnage of—engaged in the foreign sea-borne trade	272, 273
Volume of trade	71
Wagons loaded and gross earnings	73

INDEX

	Report Page	TABLES		
		Import Page	Export Page	Miscel- laneous Page
Wheat (<i>Triticum sativum</i>)	18, 134	..	232, 245	282, 286
" flour	135	..	232	286
" price parity of Karachi and Manitoba	19
" production of	134
Whisky	108
Wholesale prices, Indices of	55
" " of certain staple articles	281
Wines	100	217
Wire nails	94	226
Wireless apparatus	112
Wood, pulp of	103
Wood and timber	216	236	..
" sandal	236	..
Wood, teak	216	236	287
Wool manufactures	90	216	233, 237	..
" raw	90, 136	216	233, 237	282, 287
Woollen blankets and rugs	91
" carpets and floor rugs	91, 138	216	233	..
" hosiery	91	216
" piece-goods	90	216, 225	..	284
" shawls	91	216	..	284
" yarn and knitting wool	90	216
World economic conditions	1
Yarns (cotton)	85, 124	213, 222	231, 237, 239	281, 284, 286
" (silk)	92	217, 225
Yield on Treasury Bills and 3½% Government paper	60
Zanzibar	161	209	209	..
Zinc	98	216, 227

24. List of cotton pressing factories with names of owners and particulars of marks allotted to them in the different provinces of British India and certain Indian States for the season 1933-39 (14th issue). As. 14 or 1s. 3d.
25. Joint Stock Companies in British India and in the Indian States of Hyderabad, Mysore, Baroda, Gwalior, Indore, Travancore and Cochin, 1935-36 (22nd issue). R6-14 or 11s.
26. Statistical Tables relating to Banks in India, 1936 (23rd issue). R4 or 6s. 6d.
27. Statistical Statements relating to the Co-operative Movement in India during the year 1936-37 (19th issue). R1-10 or 2s. 6d.

BIENNIAL

28. Large Industrial Establishments in India, 1937 (14th issue). R5-8 or 8s. 6d.

QUINQUENNIAL

29. Quinquennial Report on the average yield per acre of principal crops in India for the period ending 1931-32. R1-14 or 3s. 3d. (2a.)
30. Live-stock Statistics, India, 1935. R1 or 1s. 9d. (1a.)
31. Index Numbers of Indian Prices, 1861-1931 (3rd issue). R1-2 or 2s. (5a.) Addenda for 1932, 1933, 1934, 1935, 1936 and 1937 are available. Price Annals 1 each or 14d. (1a.)
32. Accounts of the Trade of the Portuguese Possessions in India for the nine calendar years 1926-34. (Supplement to Vol. II of the Annual Statement of the Sea-borne Trade of British India.) R2-14 or 5s.
33. Quinquennial Catalogue of the Commercial Library corrected up to 30th April, 1932. R8 or 13s. 6d. First Supplement to the Catalogue brought up to December, 1933. R1-6 or 2s. 3d. Second Supplement brought up to July, 1935. R1-8 or 2s. 6d. Third Supplement brought up to July, 1936. R2-8 or 4s. 6d. Fourth Supplement brought up to July, 1937. R3-6 or 5s. 9d. Fifth Supplement brought up to December 1938. R2-8 or 4s.

PERIODICAL

34. Crop Forecasts. (The due months are in brackets.) (Also published in the *Indian Trade Journal*, vide item No. 1.)
Rice—1st (October), 2nd (December), Final (February). As. 3 or 4d.
Wheat—1st (January), 2nd (March), 3rd (April), 4th (May), Final (August). As. 3 or 4d.
Cotton—1st (August), 2nd (October), 3rd (December), Final (February), Supplementary (April). As. 3 or 4d.
Linseed, Rape and Mustard (*Winter oilseeds*)—1st (January), 2nd (March), Final (June). As. 4 or 5d.
Sesamum (*til* or *jinjili*)—1st (September), 2nd (October), Final (January), Supplementary (April). As. 3 or 4d.
Groundnut—1st (August), 2nd (October), Final (February). As. 2 or 3d.
Castorseed—(February). As. 3 or 4d.
Sugarcane—1st (August), 2nd (October), Final (February). As. 2 or 3d.

MISCELLANEOUS

35. Varleat Cotton Map of India.—Showing the tracts growing the different varieties of cotton according to the latest Revised Trade Classifications, 1939. R1. [All communications relating to the supply of Maps on payment should be addressed to the Officer-in-Charge, Map Record and Issue Office, 13, Wood Street, Calcutta.]
36. Crop Atlas of India (1925 edition). R3-4 or 5s. 9d. (6a.)
37. Alphabetical Index of the Commodities that enter into the Foreign Sea-borne Trade of British India (1938 edition). R2-12 or 5s.
38. Directory of Exporters of Indian Produce and Manufactures (including those of Burma) (9th edition). As. 9 or 10d.
39. Report for the year ending 23rd June, 1938 by the Indian Trade Agent, Kabul. As. 10 or 1s.
40. Report on the work of the Indian Government Trade Commissioner, Osaka, during 1937-38. R3 or 5s.

*SPECIAL SUPPLEMENTS TO THE "Indian Trade Journal".

41. Review of the Sugar Industry of India, 1936-37. Annas 8 or 9d. (Supplement to the issue of 21st July, 1938.)
42. Note on Tobacco. As. 4 or 5d. (Supplement to the issue of 15th July, 1937.)
43. Glossary of Jute Trade Terms. As. 3 or 4d. (Supplement to the issue of 18th September, 1924.)
44. Glossary of Raw Cotton Trade Terms. As. 7 or 8d. (Supplement to the issue of 21st June, 1928.)
45. Glossary of Terms relating to Hand-made Cotton Fabrics. As. 2 or 3d. (Supplement to the issue of 3rd July, 1930.)
46. Glossary of Terms relating to Hides, Skins and Leather. As. 8 or 9d. (Supplement to the issue of 12th January, 1933.)
47. Glossary of Terms relating to Cotton Manufactures (Mill-made). As. 4 or 5d. (Supplement to the issue of 11th July, 1935.)
48. Indian Customs Tariff (16th issue). Reprint of the First and Second Schedules appended to the Indian Tariff Act, XXXII of 1934 (as in operation on 27th May, 1939), showing the rates of Customs duties, levied on goods imported into, and exported from, British India, together with (1) the tariff values fixed for certain articles under Government of India, Commerce Department, Notification No. 73-T. (10)-38, dated the 17th December, 1938, for the purpose of assessment of Customs duties during the twelve months January to December, 1939, (2) the rates of Excise duties leviable on articles produced or manufactured in British India and (3) the rates of Differential or Countervailing import duties leviable on goods imported from Burma. As. 4 or 5d. (Supplement to the issue of 13th July, 1939.)

STATISTICAL RESEARCH BRANCH, INDIA

REVIEW

OF THE

TRADE OF INDIA

IN

1938-39

*Published by order of the
Governor-General in Council*



PUBLISHED BY MANAGER OF PUBLICATIONS, DELHI
PRINTED BY MANAGER, GOVERNMENT OF INDIA PRESS, CALCUTTA
1939

Price Rs. 2-6 or 4s.