

**OFFICIAL AGENTS FOR THE SALE OF INDIAN
OFFICIAL PUBLICATIONS.**

IN ENGLAND.

CONSTABLE & Co., 10, Orange Street, Leicester Square, W. C.,
London.
GRINDLAY & Co., 54, Parliament Street, S. W., London.
HENRY S. KING & Co., 65, Cornhill, E. C., London.
P. S. KING & Son; 2 & 4, Great Smith Street, Westminster, S. W.,
London.
KEGAN PAUL, TRENCH, TRÜBNER & Co., Limited, 68-74, Carter
Lane, E. C., and 25, Museum Street, W. C., London.
B. QUARITCH, 11, Grafton Street, New Bond Street, W., London.
W. THACKER & Co., 2, Creed Lane, London, E. C.
LUZAC & Co., 46, Great Russel Street, London, W. C.
B. H. BLACKWELL, 50 & 51, Broad Street, Oxford.
DEIGHTON BELL & Co., Limited, Cambridge.
T. FISHER UNWIN, Limited, 1, Adelphi Terrace, London, W. C

ON THE CONTINENT.

ERNEST LEROUX, 28, Rué Bonaparte, Paris.
MARTINUS NIJHOFF, The Hague.

IN INDIA.

HIGGINBOTHAM & Co., Madras.
V. KALYANARAMA IYER & Co., Madras.
P. R. RAMA IYER & Co., Madras.
THACKER, SPINK & Co., Calcutta.
W. NEWMAN & Co., Calcutta.
S. K. LAHIRI & Co., Calcutta.
R. CAMBRAY & Co., Calcutta.
THACKER & Co., Limited, Bombay.
SUPERINTENDENT, GOVERNMENT PRINTING, BOMBAY,
Poona.
D. B. TARAPOREVALA, SONS & Co., Bombay.
GOPAL NARAYEN & Co., Booksellers, etc., Bombay.
Mrs. RADHABAI ATMARAM SAGOON, Bookseller, etc., Bombay.
RAMCHANDRA GOVIND & SON, Booksellers, etc., Bombay.
BOMBAY TRACT AND BOOK SOCIETY, Bombay.
N. B. MATHUR, N. K. H. Press, Allahabad.
MANAGER, NYAYASHRAYA PRESS, Poona.
RAMA KRISHNA & SONS, Lahore.
SUNDAR PANDURANG (RAMNATH SUNDAR, the Successor),
Bombay.
THE PROPRIETOR, NEW KITABKHANA, Poona.
KARSANDAS NARANDAS & SONS, Surat.

REPORT
ON THE
ADMINISTRATION
OF THE
BOMBAY PRESIDENCY



*For the year
1918-19*

BOMBAY
PRINTED AT THE GOVERNMENT CENTRAL PRESS
1920

[Maximum limit of number of pages—Part I, 10 pages ; Part II, 150 pages.]

CONTENTS.

	PAGE
PART I.	
GENERAL SUMMARY	1
PART II.	
CHAPTER I.—PHYSICAL AND POLITICAL.	
Area, Aspect, Climate, Products	} See pages 1—91 of Report for 1911-12, Part II.
Historical Summary	
Form of Administration	
Character of Land Tenures, System of Surveys and Settlements	
Civil Divisions of British Territory	
Details of the last Census	91
TRIBUTARY STATES.	
I.—North Gujarát—	
Cutch	1
Káthiáwár	2
Pálanpur Agency	4
Mahi Kántha Agency	5
Rewa Kántha Agency	6
Cambay	8
II.—South Gujarát—	
Dharampur, Bánsda and Sachin	10
Dángs	9
III.—North Konkan—	
Surgána	10
Jawhár	10
IV.—South Konkan—	
Janjira	11
Sávantvádi	10
V.—The Deccan—	
Sátára Jághirs—	
Aundh, Phaltan, Bhor, Akalkot and Jath	12
VI.—Kolhápúr and Southern Marátha Country States—	
Kolhápúr	13
Southern Marátha Country States	15
Sávanur	16
VII.—Sind—	
Khairpur	16
VIII.—Aden	17
IX.—Condition of the People	18

CHAPTER II.—ADMINISTRATION OF THE LAND.

1.—Surveys—	
Topographical Survey	19
Tidal Operations	16
Magnetic Survey	16
Revenue Surveys	16
City Surveys	20
2.—Settlements—	
Survey Settlements	21
Alienation Settlements	16
3.—Waste Lands	16
4.—Land Records—	
Presidency Proper	22
Sind	25
5.—Wards' and other Estates—	
Estates in charge of the Tálukdári Settlement Officer	16
Incumbered Estates, Sind	26
Estates managed by Collectors	16
6.—Revenue and Rent-paying Classes	16

H 71c-a

	PAGE
CHAPTER III.—PROTECTION.	
Legislative Authority	} See pages 115—118 of Report for 1911-12, Part II.
1.—Course of Legislation-	27
2.—Police—	
Mofussil, Sind and Railway Police	28
Rural Police	30
Additional Police	16
Bombay City Police	16
Aden Police	31
Vagrants	16
3.—Wild Animals and Venomous Snakes	16
4.—Chemical Analysis-	16
5.—Criminal Justice	32
6.—Prisons—Civil and Criminal	33
7.—Civil Justice	34
Execution of Civil Court Decrees by the Revenue Department	16
8.—Criminal Tribes	16
9.—Registration—	
Under Act XVI of 1908	35
Joint Stock Companies	16
10.—Local Board Administration	36
11.—Municipal Administration—	
Bombay Municipality	16
District Municipalities	38
Bombay Improvement Trust	39
12.—Rent Acts	40
13.—Military (Indian Defence Force)	41
14.—Marine—	
Bombay Shipping Office	42
Karáchi Shipping Office	16
Aden Shipping Office	16
Bombay Port Trust	16
Karáchi Port Trust	43
Aden Port Trust	16
CHAPTER IV.—PRODUCTION AND DISTRIBUTION.	
1.—Agriculture—	
Area of Available Statistics	44
Cropped Areas	16
Agricultural Experiments	46
Agricultural Education	49
Advances to Cultivators	50
Agricultural Stock	51
Breeding Operations	16
Fairs and Shows	16
2.—Weather and Crops—	
Meteorological Department of Western India	16
Note on the Weather of the Bombay Presidency for 1918-19	16
Colába and Alibág Observatories	54
Season and Crops	16
Outturn of Crops	56
Insect Pests	16
Prices	57
Wages	16
Famine Relief	16
3.—Co-operative Societies	60
4.—Horticulture—	
Public Gardens	16
5.—Forests	61
6.—Mines and Quarries	63

	PAGE		PAGE
CHAPTER IV.—PRODUCTION AND DISTRIBUTION— <i>continued.</i>		CHAPTER VI.—VITAL STATISTICS AND MEDICAL RELIEF.	
7.—Power Industries and Handicrafts.	63	1.—Births and Deaths	106
	64	2.—Emigration and Immigration	<i>ib.</i>
Review of the year 1918-19	<i>ib.</i>	3.—Medical Relief	107
The Factories Act	<i>ib.</i>	4.—Epidemic Diseases	<i>ib.</i>
The Steam Boiler Inspection Act	<i>ib.</i>	5.—Bombay Bacteriological Laboratory	108
8.—Trade—		6.—Lunatic Asylums	109
(1) Presidency Proper	65	7.—Acworth Leper Asylum, Matunga	<i>ib.</i>
Chief Port, Bombay	<i>ib.</i>	8.—Sanitation	110
Subordinate Ports	70	9.—Vaccination	111
Land Trade	<i>ib.</i>	10.—Veterinary	<i>ib.</i>
(2) Sind	73		
Chief Port, Karachi	<i>ib.</i>	CHAPTER VII.—INSTRUCTION.	
Subordinate Ports	75	General System of Public Instruction. } See pages 207-208 of Report for 1911-12, Part II.	
External Land Trade	<i>ib.</i>	1.—Education	112
(3) Aden	<i>ib.</i>	Yeravda Reformatory School	113
9.—Public Works—		2.—Literature and the Press—	
(1) Administration	77	Books and Periodicals	114
(2) Roads and Buildings	<i>ib.</i>	Newspapers	<i>ib.</i>
Civil Buildings	81	Literary Societies } See pages 211-212 of Report for 1911-12, Part II.	
Architectural	82	Royal Asiatic Society	<i>ib.</i>
Electrical	<i>ib.</i>	3.—Arts and Sciences—	
Communications	83	Victoria and Albert Museum	<i>ib.</i>
Miscellaneous Public Improvements	84	Karachi Museum	115
Military Works	84	Bombay Natural History Society	<i>ib.</i>
Famine Relief Works	<i>ib.</i>		
(3) Irrigation—		CHAPTER VIII.—ARCHÆOLOGY.	
General	85	Archæological Survey of India, Western Circle	116
Sind	<i>ib.</i>		
Deccan and Gujarat	87	CHAPTER IX.—MISCELLANEOUS.	
10.—Railways	89	1.—Ecclesiastical Jurisdiction } See pages 214-217 of Report for 1911-12, Part II.	
11.—Tramways	91	Summary of Events in 1918-19	117
CHAPTER V.—FINANCIAL.		2.—Stationery	<i>ib.</i>
1.—Financial Review	92	3.—Printing—	
2.—Land Revenue	97	Government Central Press, Bombay	<i>ib.</i>
3.—Irrigation Revenue	98	Yeravda Prison Press, Poona	<i>ib.</i>
4.—Public Works Revenue	<i>ib.</i>	Government Printing Press, Karachi	<i>ib.</i>
5.—Customs—		Government Book Depot, Poona	<i>ib.</i>
Sea Customs	<i>ib.</i>	Government Photozincographic Department, Poona	<i>ib.</i>
Land Customs	99	4.—General Miscellaneous—	
6.—Salt—		War Relief Funds	118
Presidency Proper	<i>ib.</i>	Indian War Loan	<i>ib.</i>
Sind	101	Re-settlement Committees for the demobilized	119
Aden	<i>ib.</i>	Armistice Celebrations	<i>ib.</i>
7.—Excise—		Bombay Smoke-nuisances Commission	<i>ib.</i>
Presidency Proper	<i>ib.</i>	Society for Prevention of Cruelty to Animals	<i>ib.</i>
Sind	103		
Aden	104		
8.—Cotton Duties Act	<i>ib.</i>		
9.—Stamps	<i>ib.</i>		
10.—Income Tax	105		
11.—Local Funds	<i>ib.</i>		

ADMINISTRATION REPORT OF BOMBAY, 1918-19.

PART I.

GENERAL SUMMARY.

1. **War.**—(a) The Prime Minister's appeal in March 1918, to the princes and peoples of India to redouble their efforts, in view of the military situation on the Western and other Fronts, evoked a cordial response. The developments on the various theatres of the war were followed with the keenest interest and much gratification was expressed as, later in the year, it began to be realized more and more that the tide had definitely turned in favour of the Allies. The dramatic abruptness with which Germany sued for an armistice and in due course accepted the terms imposed by the Allies evoked feelings of unfeigned satisfaction and relief as well as pride in the important part which Indian troops had taken, more particularly in the decisive operations in Palestine, Syria and Mesopotamia.

(b) Up to the cessation of hostilities the Indian Chiefs in the Presidency maintained their former policy of whole-hearted assistance towards the successful termination of the world conflict.

(c) After the 1st April 1918, the recruitment was sanctioned of special companies of Bombay Telegus, Sindhis, Chámbárs, Native Christians, Gujarátis and Khándesh Bhils. Only the Sindhi Company was fully completed before the special efforts for recruitment ceased. Considering their previous lack of military instincts, the class of men obtained for the Sindhi Company was very good. The Khándesh Bhil Company was also promising and would have been successfully completed, had time permitted. The recruitment of Mahárs continued to be successful and a second battalion would have been raised had not special recruitment ceased. The numbers of men recruited continued to increase and totalled 31,277 by the end of November. Had it not been for the ravages of influenza in August, September and October, the numbers would have been larger. In addition, special committees were formed for European and Anglo-Indian recruitment and for the Indian section of the Indian Defence Force. Up to the end of 1916, 6,613 men had been recruited; in 1917, 26,833 men were obtained for the combatant and non-combatant forces; for the ten months ending 31st October 1918, 40,533 men had been obtained. In all, 74,000 men were thus recruited from the commencement of the war. In addition, a large number of men had gone to Mesopotamia for railway and other employment in which skilled labour was necessary. Special mention must be made of the splendid record of Ratnágiri, the southern portion of Kolába and the Sávantvádi State; of the efforts of His Highness the Mahárája of Kolhápur in the Southern Deccan; and of the Surat district.

(d) The ready and generous response which characterized the issue of the first Indian War Loan was again conspicuous when the second Indian War Loan was announced, the total for the Presidency amounting to nearly Rs. 15½ crores, an excess of more than Rs. 5½ crores over the previous year. The Presidency War Relief Fund and the Women's Branch of the Fund also continued to receive liberal contributions. The details of the two Funds and of the manner in which their balances have been disposed of, will be found in Chapter IX. Some of the schemes started while the war lasted were, on the cessation of hostilities, converted into permanent schemes of post-war relief. A permanent war museum has also been collected and will probably find a habitation in the Prince of Wales Museum.

(e) The Armistice was signed on 11th November 1918. The occasion was celebrated with great enthusiasm in all parts of the Presidency including Native States and the 27th November was declared a public holiday. There was a naval and military procession in Bombay. Entertainments for school children, meals for the poor, prayers, sports, meetings, prize distributions, felicitous speeches suited to the occasion, illuminations, fire-works and various other manifestations of rejoicings were in evidence in all towns and villages.

2. **General conditions.**—(a) The season was very unfavourable all over the Presidency. The outturn of kharif and rabi crops in the Presidency proper was in general abnormally low. In Sind the yield in Thar and Párkar was 67 to 117 per cent. of the normal; in Karáchi, 42 to 67 per cent.; elsewhere, between 17 and 70 per cent. The area under food-grains in the Presidency proper declined by 19 per cent. below the previous year, while the total outturn was about 51 per cent. of the yield of that year. It was about one-third of the previous year in Gujarát and about two-fifths in the Deccan. In the Karnátak the fall in outturn was much less while in the Konkan it was less than half that of the previous year. In Sind the yield receded by about 38 per cent. against a decline of about 39 per cent. in area. The prices of staple foods rose more than 100 per cent., while the rise in those of fodder was in many cases still greater.

(b) The unfavourable conditions of the preceding year continued and were accentuated by the failure of the monsoon. To meet the acute economic situation the special steps taken in the previous year were continued, such as control of prices, formation of committees in the mofussil and opening of cheap grain shops. Two Acts were passed during the year giving power to control house rents. The question of providing sufficient house accommodation in Bombay and Karáchi is under consideration.

(c) Shortage of labour continued and wages rose higher. Public health was severely affected by the widespread influenza and there was a considerable rise in the death-rate.

3. **Legislation.**—During the year under review eight Bills were introduced in the Legislative Council and nine Acts were passed. The most important measures were the two Rent Acts referred to above and an Act (I of 1919) to regulate dealings in cotton. Of the Bills, that for the prevention of juvenile smoking was eventually withdrawn. A committee of non-official members of the Legislative Council was formed to consider the question of reserved and transferred subjects in connection with the Indian Constitutional Reforms.

4. **Agriculture.**—(a) The prevalence of drought, resulting in scarcity, if not in famine, over a great part of the Bombay Presidency in 1918-19, determined in a very large measure the direction of the activities of the Agricultural Department during the year. The ordinary work was very largely suspended, and energy was diverted to directions by which food, and especially fodder production, could be increased in spite of the conditions of drought. These directions were many. Among them the first was the establishment of engines and pumps on loan or otherwise, wherever the water which they could lift would prove of advantage to the growing chiefly of fodder crops, to the limit of the resources of the Department. No less than twenty-four such installations were managed by the Department during the critical months of the famine period. A second line of work was to concentrate all the shallow boring machines belonging to the Department in famine districts, where it was known that water could be obtained. The very acute shortage of fodder caused the utilization of many unusual materials for feeding cattle, most notable among which was prickly pear. Further, large quantities of fodder seed for use in the cold and hot weather were purchased and distributed to cultivators with wells, the distribution being made much easier by contributions to the cost from the Bombay Famine Relief Fund. Seeds were also stored on a large scale, more especially of those food crops which were likely to disappear from cultivation owing to the extreme shortage of grain, and distributed at cost price on the approach of the new season. Finally, in the worst stages of the famine in the Deccan, a cattle saving scheme was inaugurated, under which over 1,000 cattle in a starving and almost dying condition were purchased and kept largely on a diet of prickly pear with a certain amount of dry fodder, subsequently being sold on the approach of the rainy season.

(b) In the ordinary experimental and propaganda work of the Agricultural Department, first place must be given to the work on cotton, in which there are now three pure and improved types of "Kumpta," "Upland-American" and "Cambodia" available for distribution on a large scale in the Bombay Karnátak. The organization of this distribution, in conjunction with co-operative cotton sale societies, was worked out during the year. In Khándesh, the development of the cultivation of pure 'N. R.' cotton seed has now passed beyond the point at which the Agricultural Department can exercise direct control and its function will largely

consist in the future of continually producing by selection enough pure and improved seed, to form a nucleus for the maintenance of the character of the cotton seed of these districts. In lower Gujarát—Surat and Broach—the cotton situation has been going from bad to worse and the original Broach staple, one of the best in India, has been swamped by other types of much inferior quality, though of higher ginning percentage. A committee of the Agricultural Department, the trade and cultivators was formed during the year under report, which, starting from the pure seed maintained for a number of years by the Department, hopes to retrieve the situation in the course of two or three years. In Sind, the future of American cotton of the Punjab F.-4 type seems exceedingly promising and the seed has been widely distributed, while very high yielding strains of the local Sindhi cotton have been worked out and will be distributed in a year or two.

(c) With regard to other crops, it may be said that work on the improvement of methods of rice cultivation and manuring is now yielding results of general value, and a good start has been made in the selection of higher yielding strains in one or two of the most widely grown varieties of rice. A special rice research station is in course of establishment. As regards wheat, the extension of the early ripening and high yielding varieties, Pusa No. 12 and Punjab No. 11, is proceeding in Sind; in this connection a large seed farm is in course of establishment in Upper Sind. Several new fodder crops have been introduced and show much promise. *Marvel* grass, *para* grass (suitable for wet and water-logged situations), elephant grass, which shows signs of being a very large yielder, are all in process of introduction. Among leguminous fodders, *berseem* seems now established as a fodder crop in Sind, and an average yield of 43,000 lbs. per season was obtained from it at Sukkur. Considerable progress was made in devising means for improving the fodder herbage of the dry uplands of the Deccan, by re-seeding with better grasses.

(d) A special expert on animal breeding was appointed during the year, and more vigorous efforts than ever will now be made to maintain and improve the very fine breeds of cattle in Western India. The herd of *Kankrej* cattle at Chhárodí is already the best in India and the herd of the same breed, maintained at Surat for milk, already gives a bigger yield per animal than any herd of this breed in India.

(e) The Agricultural College at Poona continues to grow in popularity, and the number of students attending it is quite unprecedented. One new vernacular agricultural school was established during the year. These schools are designed to give a good practical course in agriculture to boys of the farming classes.

5. **Famine.**—(a) After a considerable period of general agricultural prosperity, the failure of the monsoon of 1918 gave rise to a very critical situation over the greater part of the Presidency. In the Northern Division, the districts of Ahmedabad and Kaira were the most severely affected, and there, as also in Káthiáwár, the failure of crops and of pasture was widespread and intense, practically only the irrigated crops escaping. In Broach and the Panch Maháls conditions were appreciably better; in Surat much better. But even in these latter districts there was no considerable outturn of food-grains, though the immature crops were enough to provide fodder for the cattle. In the Central Division, the worst affected districts were Ahmednagar, Násik and Poona, particularly the two former. The rainfall in this tract was abnormally deficient and very little kharif area was sown, while the rabi area was also much below the normal. West Khándesh also suffered considerably. The condition of the irrigated crops of the Presidency proper was generally satisfactory and every effort was made to encourage the growing of food crops and the utilization to the utmost of such water as was available for cultivation. The rainfall in those parts of Sind which depend upon rain was negligible and the inundation was the lowest on record. The kharif crop in that province was consequently very much reduced in area and the outturn was poor, while there was a serious contraction of the area under rabi.

(b) The existence of famine or scarcity was promptly declared in the affected areas and the machinery of the Famine Relief Code was put actively into operation in the Ahmedabad, Kaira, Broach and Panch Maháls districts in the Northern Division, in all the districts in the Central Division, in the Belgaum and Bijápur districts in the Southern Division and in the Káthiáwár and Rewa Kántha

Agencies, with such further special expedients as the peculiar conditions of the times called for. The measures taken have been fully described in chapter IV. The famine was essentially a fodder famine, greatly imperilling agricultural resources, particularly in a cattle-breeding tract like Gujarát. Government have recently sanctioned a scheme of fodder reserves to meet immediate requirements in the early months of any year of fodder scarcity, though it is recognized that it is for the individual or the community and not for Government to provide for fodder storage on a considerable scale. The effect of the famine on the population in the affected areas was not as serious as might have been expected, considering the height to which prices had already risen during the war. The people generally displayed unexpected staying power. Emaciation, aimless wandering, and emigration on an appreciable scale, the usual signs of acute distress, were markedly absent. Neither was there any perceptible increase in crime directly attributable to the distress. High prices were to a large extent compensated for by high wages, which were easily obtainable; and the control of prices, coupled with the opening of cheap grain shops in many places, also contributed to ease the situation.

6. **Co-operative societies.**—In spite of the difficulties under which co-operative societies had to carry on their work during the year, the number of societies and members thereof and the amount of working capital available continued to expand almost as rapidly as usual and the total rose by about 23 per cent. At the end of the year there were 2,083 registered societies, commanding a working capital of nearly 199½ lakhs. The adverse conditions, however, caused a great increase in the amount of arrears, authorized and unauthorized, due from members to their societies and it will probably take some years to bring these back to their normal level. The most important event of the year was the registration of the Central Co-operative Institute. The main object of the Institute is to serve as an educational, propagandist, research and advisory body, filling a role in India similar to that of the Irish Agricultural Organization Society in Dublin. It aims at affording scope to non-official workers to take part in every department of co-operative activity and is supported by voluntary contributions supplemented by a generous grant from Government. Owing to the famine, agricultural trading societies, including those for concentrated manure purchase, cotton and jaggery sale, dairies, granaries, machinery supply and seed distribution were unable to make much progress. Dairies and cattle-breeding societies in particular deteriorated very gravely. Weavers' societies were seriously hit by the violent fluctuations in the price of yarn and in the Southern Division were only saved from bankruptcy by a timely loan of Rs. 50,000 from Government. The number of housing societies increased from 3 to 9 and under the stimulus of the promise of Government loans at a moderate rate of interest and of the prevailing high rents, this branch of the movement is making very satisfactory progress. Similarly the gross profiteering that has been rampant throughout the Presidency during the last two years has created a keen demand for co-operative stores, which seem likely in the course of a year or two to show a remarkable development. Several classes for training Secretaries of societies and the junior officers of the department were held, 11 conferences were organized, a new manual and many new leaflets were published, an English Co-operative Quarterly and three vernacular journals were being issued regularly by unofficial co-operators, 23 night schools were opened and 407 school-boys' societies were at work in various schools and colleges. The year witnessed unquestionable progress in the knowledge and appreciation of the principles and methods of co-operation. The advantages of the system of co-operation are also appreciated by the Bombay City Police who have established the "City Mounted Police Co-operative Credit Society." It is a matter of pleasure and pride to Government that the Bombay Presidency is exceptionally fortunate in the large number of non-official workers who interest themselves in co-operation for the discharge of their duties. The Presidency was ahead of Madras and Bengal in respect of the number of co-operative societies, memberships and the amount of working capital in proportion to population.

7. **Industries.**—(a) The Department of Industries continued its activities begun in the preceding year. Besides rendering technical advice and help it acted as an industrial and commercial intelligence bureau and did some

experimental spade work towards the encouragement of several industries, viz., manufactures of casein, bromine, salai resin, sodium carbonate and its by-products. Progress was made towards the organization of a fisheries department and a pottery in Sálsette.

(b) The famine, influenza, high prices and scarcity of materials were responsible for a bad year in the case of almost all minor industries. While the shortage of cotton caused a number of ginning and pressing factories either to close down or work part-time, the weaving and spinning mills continued to make handsome profits owing to the very high prices of manufactured goods. In spite of a rise in the prices of oil-seeds a brisk demand for oil from Europe gave ample work to many oil mills. Glass factories had a difficult time on account of shortage of coal, while the match industry came to a standstill. The handloom industry continued to be handicapped by the high prices of yarn and dyes. The boom in shipbuilding also subsided after the armistice.

8. **Trade and Commerce.**—(a) During the past four years uninterrupted war conditions and consequent restrictions and attendant hardships have naturally hampered trade all over the world, especially on account of the shortage of tonnage, which increased freight to unprecedented rates. For the first seven months of the year the trade of the Presidency proper was carried on under war conditions, but with the armistice early in November conditions were entirely changed in many directions and to a large extent a new set of conditions came into force. The freight difficulty was specially great and the high rates were maintained during the period covered by the war. But as a result of the cessation of hostilities in November rates dropped considerably thereafter. The failure of the monsoon necessitated some further restrictions on the movements of food-stuffs and had great effect upon the course of trade, the most marked result being a decrease of Rs. 10 crores or 13 per cent. in the exports of Indian produce, the value of which went back to the level of 1913-14.

(b) Notwithstanding these drawbacks the aggregate value of the private foreign trade (excluding treasure) exceeded the record figure of the preceding year by Rs. 8·13 crores. This advance was, however, in a large degree due to the higher range of prices, which obscured a decline in quantities. Imports of merchandise were valued at Rs. 71·11 crores, showing an advance of Rs. 14·27 crores or 25 per cent. over the figures of the previous year. This increase was principally due to larger arrivals of cotton manufactures and yarn from Japan, articles by post from the United Kingdom and metals from Japan and the United States of America. Larger re-shipments of cotton piece-goods to Basra were chiefly responsible for the increase of Rs. 3·91 crores in re-exports, while the depression caused by the failure of the monsoon rains was reflected in the restricted shipments of raw cotton and grain, pulse and flour. The total value of the exports of Indian produce and manufactures amounted to Rs. 66·11 crores as against Rs. 76·14 crores in the previous year, showing a decrease of Rs. 10 crores or 13 per cent.

(c) Compared with the previous year the share of the British Empire in the total trade shows a slight increase from 44·25 per cent. to 44·75 per cent. though there was a decline in that of the United Kingdom from 30·6 per cent. to 29·36 per cent. It is interesting to compare the course of trade at the end of the war with that of the pre-war year 1913-14. The share of the British Empire remained almost the same though that of the United Kingdom fell from 30·6 per cent. to 29·36 per cent. The greatest difference, as was to be expected, was in the share of Continental Europe which fell from 28·05 per cent. in 1913-14 to 7·66 per cent. What the Continental Europe lost went to Asia whose share rose from 23·61 per cent. to 41·5 per cent. Most of this increase is due to trade with Japan. There was a further remarkable change in the relative value of the import and export trade with that country. In the year before the war exports to Japan were eight times the value of imports therefrom: in the year under review the corresponding figures were Rs. 2,195 lákhs of exports and Rs. 1,871 lákhs of imports.

(d) No changes were made in the rates of customs duty during the year. The aggregate customs revenue, consisting of import and export duties and excise duty on cotton goods manufactured in the Presidency proper, rose by Rs. 91 lákhs to Rs. 6·03 crores.

(e) There was a great decline, both in imports and exports, in the maritime trade of the province of Sind. The decrease in private foreign imports was due to lack of freight, while the decrease in private foreign export trade was partly the result of smaller shipments of wheat.

9. **Port Trusts.**—The unusual activity which characterized the operations of the Bombay and Karáchi Port Trusts since the outbreak of war continued during the year under report. The Government expeditionary traffic handled by the Bombay Port Trust during the year showed no appreciable difference as compared with the previous year. The resources of the Trust were extensively used by Government for war purposes, the docks, the grain depôts at Mazagaon with adjoining land and the Port Trust Railway affording facilities that enabled embarkation and military storage operations to be carried out on a stupendous scale. The personnel and traffic dealt with from August 1914 to 31st March 1918 were: hired transports, 3,046; hospital ships, 668; number of troops and personnel, 1,627,000; and number of sick and wounded, 243,000. The tonnage of military stores carried by hired transports from November 1916 to 31st March 1919 was 2,005,000 (figures prior to November 1916 are not available). The receipts of the Bombay Port Trust were again the highest on record. The revenue amounted to Rs. 192½ lakhs and exceeded the expenditure by over Rs. 10¼ lakhs. Three and three-fourth million tons of cargo were handled including 876,000 tons of Government stores and munitions. In addition, about 535,000 tons of coal were railed into the docks for bunkering Government vessels. The Port Trust Railway was fully occupied in handling military traffic; 764 troop specials alone were run during the year. The total length of track is now 115 miles. The new Ballard Pier Station was made full use of by the outward and inward mail and passenger steamers and also for troop traffic, while arrangements were put in hand to run postal specials from and to the station in connection with the English mail. At the storage depôts and the land estates the demands for storage from the naval, military and munitions authorities, as well as from the trade, were satisfactorily met. No loan was raised by the Trustees in the open market but a sum of Rs. 17 lakhs was advanced by Government for the construction, as an urgent measure, of a deep water pier for the discharge of bulk oil by tank steamers at Trombay on the east side of the Harbour, with pipe line communication to the oil installations at Sewri. Expenditure on other capital works during the year aggregated Rs. 32½ lakhs, of which Rs. 19½ lakhs were expended on Alexandra Dock, Mazagaon-Sewri Reclamation and the Port Trust Railway. Considerable attention was given by the Trustees to schemes for the housing of their employés and two blocks of flats for officers were practically completed. The Karáchi Port Trust also did valuable work during the year and rendered assistance to Government in connection with the war in various ways.

10. **Politics.**—(a) In political circles, the most important event of the year was the publication of the Reforms Report, the consideration of which brought to a head those differences between the moderates and extremists touched on in the last report. In consequence, the moderate leaders did not take part in the special Congress sessions at Bombay but held a conference of their own later in the year to focus their views and criticisms of the Reforms Report. Their absence from the special sessions, however, undoubtedly assisted those moderates who attended to secure a considerable dilution of the modifications which the extremists were at the time disposed to demand. But a few months later, during the Delhi Congress, the latter, apparently feeling themselves in a stronger position, threw overboard the policy underlying the Bombay compromise-dyarchy for a limited period—and insisted on the grant of full provincial autonomy at once to all provinces and in addition threw down a further challenge to the moderates, who still adhered to the Congress, and that section of the nationalists who considered themselves bound by the Bombay compromise, by inserting a clause in the resolution relating to the deputation binding delegates to confine negotiations in England within the four corners of the resolutions passed at Delhi. This action, coupled with the selection of the personnel of the delegates to the Peace Conference and the abandonment of the resolution welcoming His Royal Highness the Prince of Wales to India, caused a breach in the national party and eventually in the Home Rule League, resulting in three separate deputations leaving for

England—the moderates, one representing Mrs. Besant's party and those representing the extreme wing. That the "rush tactics" of the extremists had again made them commit a bad tactical blunder was realized to the full after their deputation reached England, for it threw Mrs. Besant and her party, together with the organizations at her command in England, into the arms of the moderates. Further, the attempts made in the direction of moving the All-India Congress Committee to modify the restriction imposed on the Congress delegates could obtain no support.

(b) January saw a sudden outburst of industrial unrest in Bombay City, consequent on the enormous increase in the cost of living, partly owing to the scarcity following the failure of the monsoon, partly to depletion of stocks due to abnormal grain exports during the war and to restrictions imposed on inter-provincial movements of grain. The strike lasted for about a fortnight; for the greater part of that period over 125,000 men were out. The dangers of the situation were accentuated by a virulent epidemic of cholera. His Excellency the Governor was at last constrained to intervene personally and brought about an amicable settlement which met the genuine grievances put forward by the men.

(c) During the closing months of the financial year an agitation was launched throughout the Presidency against the legislation introduced into the Imperial Council to give effect to the Rowlatt Committee's recommendations. Mr. Gandhi threatened passive resistance and early in March started his *Satyagraha* movement in anticipation of the Bill becoming law. The general economic situation, accentuated by the influenza epidemic towards the end of the first half of the official year, had thrown a great strain on the endurance of the people as a whole and the prevailing unrest consequent on these conditions and others arising out of the world-wide war proved a very receptive and fruitful soil for the anti-Government agitation over the Rowlatt Bills. The Disorders Enquiry Committee will, however, shortly investigate the causes of the disturbances which broke out in Bombay, Ahmedabad and parts of the Kaira district early in April 1919 and it would be improper at this stage to anticipate the results of their investigation.

(d) During the year 19 warnings were given under the Press Act. In two cases securities were forfeited and in one case Government had to demand a security. In only one case a magistrate considered it necessary to impose a security which had been originally dispensed with.

11. **Local self-government.**—(a) No very important changes took place during the year in the domain of local self-government. It is, however, the intention of Government to introduce a Panchayat Bill and amending bills to the Local Boards and Municipal Acts at the earliest possible date with a view to extending the principles of local self-government. In the meantime the policy of reconstituting municipalities with two-thirds elective element without any restrictions being imposed is being freely resorted to. At the close of the year 33 out of 156 municipalities in the Presidency had a two-thirds elected majority of councillors. The minimum qualifying tax was also reduced in several municipalities with a view to enfranchising a larger number of citizens. With the object of securing a higher standard of efficiency in the municipal administration of the Presidency, Government have declared that they are prepared to subsidize them to the extent of paying one-third the pay of their chief executive officers subject to certain conditions. Government have further declared that in the case of municipalities which appoint a Government servant as their chief executive officer on these conditions they are prepared to subsidize them further by making a grant equivalent to his pension and leave contributions. Several municipalities have availed themselves of these concessions. Government having decided, as a special measure, to adopt the principle of communal representation for municipalities in Sind, the municipalities of Karachi, Hyderabad, Shikarpur, Sukkur, Rohri, Kotri and Larkana have been reconstituted on this basis. The Karachi Municipality has been given the privilege of electing three-fourths of the total number of its councillors and the status of a city municipality has been conferred on Larkana, which thus secures the privilege of electing its own President. The policy of appointing non-official presidents of district local boards was extended to three more district

boards with the result that 9 out of the 26 boards in the Presidency possessed non-official presidents by the end of the year. In the case of taluka local boards, however, only two non-official presidents were appointed although the number of non-official vice-presidents rose from just over 100 to about 170.

(b) The year like the preceding year was not marked by any important events with regard to the Bombay Municipality, the question of revising the constitution of which on a more thoroughly democratic basis is at present engaging the attention of Government. When this object, which is receiving the close attention of the Municipality is achieved, the civic life of the city will be enriched by the representation of the views of a larger and wider class of citizens.

(c) The Bombay City Improvement Trust completed the twentieth year of its existence during which it has come into possession of estates aggregating one-ninth of the total area of the island and accommodating one-eleventh of the total population with a sanctioned programme involving the expenditure of Rs. 941 lakhs, past and prospective. At the end of the year four-sevenths of the area remained to be developed and of the developed area one-twelfth remained to be leased. In number, area and value of plots disposed of, all previous records were left far behind. Nearly 3 lakhs of square yards of building land valued at over Rs. 50 lakhs were disposed of. In no previous year has there been such a great expansion of the Trust's programme. In spite of the difficulties of obtaining building materials under war conditions the number of tenements newly constructed on the Trust's leased plots in the year was a record exceeding the next best, that of 1917-18, by 178 or 17·5 per cent. and the excess of newly constructed over demolished buildings was greater in 1918-19 than in any previous year. The demand for land in the Trust's estates in the north of the island continued unabated throughout the year and in fact outstripped development, many plots being taken up in Mátunga which will not be ready for building on for another year or more. In the congested area the Trust have now very few plots to dispose of. The demand for these is indicated by the high prices fetched by the few disposed of in 1918-19. No loan was again raised on account of the unfavourable condition of the money market and expenditure was cut down to the minimum consistent with immediate requirements. For the second time in the history of the Trust the net revenue of the year has more than sufficed to pay debt charges independently of the municipal contribution.

12 **Public works.**—During the year, a number of important Government buildings were under construction in the towns of Bombay, Karáchi and Násik. In Bombay further work on the Sir Cowasji Jehangir Hall in connection with the Royal Institute of Science was carried out. The other buildings in connection with the Institute continued to be in occupation of the Gerard-Freeman Thomas War Hospital. The expenditure on the buildings of the Institute to the end of the year under review amounted to Rs. 14,39,660 against the sanctioned estimate of Rs. 19,27,683. The buildings of the new Small Causes Court were completed. The new Custom House, Bombay, was in progress, the expenditure incurred to the end of the year under review amounting to Rs. 14,77,980 against the sanctioned estimate of Rs. 18,20,603. The reclamation portion of the scheme at the Apollo Bunder for commemorating the visit of His Majesty the King-Emperor to India in the year 1911-12 was nearly completed. At Karáchi a new Custom House has been under construction for some years. The building, which was occupied as a war hospital, has been vacated by the military authorities and the remaining portion of the work will now be completed. At Násik the work of constructing an acetone factory was in progress, the expenditure on the work during the year amounting to Rs. 10,89,347. During the year further progress was made in the preparation or execution of schemes for the better housing of Government officers in Bombay, Poona, Násik, Belgaum and Karáchi. Of the sea wall on the Kennedy Sea Face, Bombay, 916 feet were completed during the year at a cost of about Rs. 2,84,258. The work of constructing new roads and of carrying out improvements to the existing ones was in progress at various places in the Presidency. Bridges and causeways were also being built at certain places in the Presidency, the more important among these being the bridges over the Thána creek between Thána and Kalwa and at Chehedi over the Darna river on the Poona-Násik Road. Good progress was made on several important sanitary projects.

13. **Excise.**—(a) The main feature of the year was the introduction of the auction system of disposal of shops for the retail vend of country spirit, toddy and opium. The reasons underlying this change are explained in paragraph 13 of the summary prefixed to the Report for the year 1917-18. So far as the Presidency proper is concerned, the change increased the revenue from vend fees by Rs. 34,31,031 in the case of country spirit shops, Rs. 10,09,245 in the case of toddy shops and Rs. 5,17,929 in the case of opium shops compared with the corresponding receipts for 1917-18. Although in some cases keen competition forced up the bidding to a figure which could scarcely under any conditions be profitable to the bidder, the shop-keepers, except perhaps those in the opium trade, by raising their selling prices, are believed to have made a profit in districts where the agricultural season was not far below the normal. In only a few cases in the year under review have the licenses been re-sold owing to default on the part of the original licensees. Another change of some moment introduced during 1918-19 was the substitution of the contract supply for the free supply system in the Town and Island of Bombay and the closure of the country spirit distilleries at Uran. There was no manufacture of country spirit in Sind during the year, the Kotri Distillery having been closed in January 1918 pending the introduction of improved methods of manufacture and the installation of up-to-date plant. Spirit required for consumption in the province was imported from Cawnpore and Amritsar.

(b) In pursuance of the policy of restricting the consumption of excisable articles the highest strength at which country spirit can be retailed was reduced from 25° U. P. to 30° U. P. in Gujarát and Coast Kánara, the duty on gánja was increased from Rs. 10 to Rs. 12-8-0 per seer and the issue rate of opium was raised from Rs. 35 to Rs. 45 per seer. The consumption of country spirit declined by over 182,000 proof gallons, or 6·4 per cent., due generally to the high prices charged by the licensees in consequence of the abolition of the maximum selling prices on the introduction of the auction system. This method of disposal of shops, combined with the increase in the issue rate of opium, is responsible for a reduction of 10·6 per cent. in the consumption of opium. It is satisfactory to note that notwithstanding the auctioning of toddy shops in the Presidency proper the consumption of toddy increased and the number of trees tapped for toddy exceeded that of last year by 4,595 (1·1 per cent.). The excise revenue increased by about Rs. 57,00,000 or 18 per cent., due mainly to the auctioning of shops. The enhancement of the taxation on opium and gánja also contributed to the increase.

14. **Salt.**—To meet the increased demand for salt from outside the Presidency owing mainly to the failure of the supply from the Sambhar Lake in 1917-18 steps had to be taken to enlarge production. The year 1918-19 witnessed the inauguration of several schemes of expansion of salt-works. The Bhándup Salt-works which are estimated to yield, when complete, an annual crop of about 20 lákhs of maunds, made considerable progress. An extension of the Pritchard Salt-works at Khárághoda and Udu was taken in hand and, when completed, will raise the output of salt at the works by about 10 lákhs of maunds. The Chhárwáda Salt-works near Dharasna in the Surat district were opened during the year and produced 1½ lákhs of maunds. There was also a considerable extension of the Maurypur Salt-works in Sind. As a result of these measures and an exceptionally favourable season, the production of the year rose from 123 lákhs to 180 lákhs of maunds. The output of the year 1917-18 was, however, unusually deficient. The demand for Baragra salt continued to be heavy, but the recuperation of the salt sources in Northern India gradually relieved the pressure of local authorities' indents and it was therefore possible to work off almost all the private indents which had accumulated owing to the shortage of stock. Retail prices ruled high, but showed a continuous downward tendency with the arrival of the new crop. The manufacture at Maurypur of superfine salt, introduced as an experiment in 1917-18 with the object of ascertaining to what extent locally manufactured salt is capable of competing with the table salt imported by sea, continued during the year. The quantities produced and passed into consumption in 1917-18 and 1918-19 were 3,000 and 13,600 maunds, respectively. The experiment is engaging the attention of the trade and there are fair prospects for the extension of the industry. The manufacture of magnesium

chloride from bitterns at the Khárághoda salt-works is extending and enquiries into the possibility of the production of other commercial chemicals are in progress.

15. **Public health and medicine.**—(a) The year was the most unhealthy in the history of the Presidency. There was a succession of epidemics of cholera, small-pox, plague and influenza. The hospitals and dispensaries in the Presidency were crowded with patients. Temporary additional accommodation was provided, the institutions were kept open night and day and all possible measures were taken to give prompt medical aid. Medical officers were sent to visit large villages for the purpose.

(b) The influenza epidemic was of unprecedented severity and was the main cause of the heavy mortality of the year. The maximum mortality reached in 1900, a year of severe and widespread famine, fell short by more than four lákhs of the figure of 1918. No exact estimate of the amount of the sickness and misery caused by the disease during the year can be made. The rough estimate arrived at by the Sanitary Commissioner is nearly one million and a half for the whole Presidency. The mortality was the heaviest among the most vigorous of the population, viz., adults aged between 20 and 40. About 62 men and 79 women died out of every 1,000 living within these ages.

(c) Cholera, though widespread, was below normal in severity. Sholápur, Poona and Bijápur were the districts most affected. Plague was prevalent in all districts. Inoculation was continued during the year. Temporary inoculators were engaged for rural areas. The districts, most affected by small-pox, were Bombay City, Poona, East Khándesh, West Khándesh, Ahmednagar, Kolába and Karáchi. Vaccination work was below the average owing to the dislocation resulting from the influenza epidemic. The issue of lymph from the Vaccine Institute, Belgaum, reached a record figure.

(d) The continuance of war conditions was largely responsible for a shortage in health officers, only 7 municipalities out of a total of 156 with a population over 30,000 employing them. In 33 municipal towns there were 45 trained sanitary inspectors.

(e) Four new proposals for water supply schemes out of seven were approved during the year. The analyst in charge of the Sanitary Board Laboratory, Poona, held classes at convenient centres for instructions in the safeguarding of water. Arrangements for opening a similar institution at Karáchi are nearly complete. There were nine Health Associations in the Presidency. Grants were made for opening out congested areas.

(f) Owing to the financial stringency caused by the war it was not possible to provide funds for many important medical schemes. Local bodies also found it difficult to construct dispensary buildings with the ordinary grants-in-aid. Government therefore supplemented the grants by loans.

(g) Although the total number of patients treated at female hospitals and dispensaries showed a slight decrease during the year, the number of women seeking relief at these institutions increased from 60,472 to 63,734. The attendance of women at general hospitals was practically the same. A scheme for employing women doctors in hospitals is being carried out. Six women sub-assistant surgeons have been employed at the Cama, Bai Motlibai, Poona, Ahmednagar and Hyderabad Hospitals and four women assistant surgeons have been employed at Poona, Ahmedabad, Hyderabad and Belgaum Hospitals. It is not possible, at present, to secure the services of the full number of women doctors required. Scholarships have, therefore, been instituted for women students studying at the Grant Medical College, Bombay, and the three Medical Schools in the Presidency in order to encourage women to adopt the medical profession. Four scholarships of Rs. 40 per mensem, one in each division, tenable for five years, are granted to lady students studying at the Grant Medical College and 26 scholarships, one in each district, of Rs. 20 per mensem tenable for four years to those studying at the three Medical Schools.

(h) With a view to ameliorate the conditions of child-birth, efforts are being made to replace, as far as possible, the present class of *dais* by trained Indian midwives and Government have sanctioned a scheme for the grant of scholarships to women in training for the profession of midwives at certain hospitals in

the Presidency. The scheme for providing maternity wards at hospitals is being carried out and funds have been allotted for the construction of four such wards.

(i) The questions of establishing a Pasteur Institute in Bombay and reorganizing the J. J. and allied hospitals are engaging attention and a scheme for opening a School of Tropical Medicine in Bombay is being developed.

(j) Measures for the reduction of infant mortality in Bombay City were continued with the aid of the Bombay Sanitary Association and the Lady Willingdon Scheme. Arrangements are also being made to open "Infant Welfare Centres" in different parts of the city.

16. **Education.**—(a) In spite of war, pestilence, famine and unrest and the consequent difficulties of administration, the year was marked by an exceptional increase in the numbers under instruction. The total number of institutions, public and private, rose by 650 and that of pupils by over half a lakh. Among the special features of the year the following were the more important or more interesting: the establishment of a new Arts College at Sangli in the Southern Maratha Country, the appointment of a lady as a temporary Professor of History at the Elphinstone College, the institution by Government of a special committee to enquire into the question of providing additional facilities for education in the Government Arts Colleges, the transfer of the management of the Bombay Sanskrit Series and of the custodianship of the Deccan College Sanskrit Manuscripts to the Bhandarkar Oriental Research Institute, the introduction of uniform and improved rates of pay for primary teachers and of a time-scale for secondary teachers, the concession to municipalities of Government grants at the rate of one-half of their gross expenditure on primary education, applications from the Bandra and Surat Municipalities to introduce free and compulsory education, the approval by Government of the Bombay Corporation's scheme for the development of primary education within its limits, the provision of special facilities for the education of the daughters of midwives and of the children of soldiers and of the Konkani Maratha community, the institution of four District Training Schools for primary teachers, the receipt from the Government of India of a further allotment of 4 lakhs for the development of primary education, the provision from the surplus excise revenue of 13½ lakhs recurring and 15 lakhs non-recurring for a similar purpose, and the allocation of large sums for the benefit of Mahomedan education and more especially of Mulla schools in Sind. The special efforts made by schools and educational officers in connection with the war and war publicity deserve special mention. A considerable number of the latter were placed on military duty or on work connected with the war, while the schools contributed liberally according to their means to various war funds and took a prominent share in the rejoicings on the Armistice Day. On the other hand the completion or execution of many schemes or projects had to be arrested by the war.

(b) The University granted full grade status to the New Poona College and after affiliating the Surat Arts College approved the establishment of the Sangli College. It decided to admit B.Sc.'s of other Universities to its M.Sc. examination and to hold the B.A. pass examination twice a year. During the year two University Companies of the Indian Defence Force were enrolled and Professor Geddes was appointed to the newly sanctioned school of Economics and Sociology. The rate of Government grant to colleges was raised appreciably, Government agreeing to give up to one-fourth of the admitted expenditure or one-third of the local assests of each college.

(c) Though somewhat disturbed by the war and by transfers of professors and lecturers, the work at both the arts and the professional colleges under Government was satisfactorily carried on. The Government Law School, in which the new scheme of reorganization was partially introduced, showed a large increase in both pupils and fee receipts. There was a slight decrease in the number of students at the College of Engineering, in which the introduction of the proposed new courses for the B.E. degrees had to be postponed pending decision on the reports of the Public Works Department Reorganization Committee and the Indian Industrial Commission. The Sydenham College of Commerce and Economics had a good year; not only did the number of students increase but the percentage of successful students at the University examinations, despite

the influenza, was better than in previous years. A noteworthy feature in the activities of the college was a series of special lectures on economical and industrial subjects, among which Mr. Wilkinson's address on "The new cotton clearing house" was perhaps the most important. The College is still without its new building. The Secondary Training College was under temporary management during the year. A definite scheme for its extension and for increasing the output of secondary trained teachers is now before Government.

(d) The Victoria Jubilee Technical Institute had a slight increase in the number on its rolls and continues to maintain its high level of efficiency. The School of Art, after the departure of Mr Burns, was under temporary management pending the appointment of a new Principal. The School of Drawing and Design at Ahmedabad did not meet with success, but renewed efforts will be made to revive it. Investigations for the establishment of a new pottery school at Bombay were undertaken. The Ranchhodlal Chhotalal Technical Institute at Ahmedabad had a somewhat better year with a slight increase in the number of students.

(e) The total numbers of secondary schools of all kinds and of the pupils in attendance thereat increased. Of the teachers in such schools only a quarter are trained and only a little over a quarter possess a University degree. The temporary difficulties of teachers in Government schools were remedied to a certain extent by the grant of war allowance. It was decided by Government that in all aided schools maintaining hostels or boarding houses adequate provision for medical supervision of boarders should be made and arrangements for similar supervision of the boarders at Government hostels were undertaken. The appointment of a Director of Physical Training had to be deferred, as the war rendered it impossible to secure a suitable man.

(f) The total numbers of primary schools for boys and girls and of pupils attending them rose very considerably. But only 8 per cent. of the pupils are in the upper primary stage of instruction. There is now one primary boys' school, roughly, to every $2\frac{1}{2}$ villages and to every $11\frac{1}{2}$ square miles. A far reaching programme of expansion was drawn up for primary schools with the object of providing a school in every village that could satisfy the minimum requirements of attendance. The liberal allocation from the surplus excise revenue is to be devoted to opening new primary schools, increasing the pay of primary school teachers, affording special facilities for the elementary education of backward classes and the provision of school buildings and equipment. The establishment of the new training schools for vernacular teachers is being pushed on in order to provide trained teachers for the new schools and it is intended that eventually each district shall have its own training school or college for primary masters. A new Urdu training class was opened at Poona in connection with the training college while the Urdu class at Ahmedabad was extended to the second year and a normal class at the Central Urdu Girls' school at Poona was regularly constituted. As a temporary measure to meet the high cost of food, etc., the stipends of students under training were raised.

(g) The number of girls under instruction rose appreciably. Two ladies took the M.A. and eighteen the B.A. degree. A proposal was put forward for the establishment of a Central Institute for the training of mistresses of physical culture, who after passing out should be attached to girls' schools, both Indian and European.

(h) For the benefit of Mahomedans the compilation of a new set of Urdu standards was undertaken. The second post of Mulla Deputy for Sind was created and special allowances to teachers in primary schools were conceded. Large additional grants were also given for Mulla schools. Friday was substituted for Sunday as the weekly holiday in Government, Municipal and Local Board schools for Mahomedans. There was a fair increase in the number of Mahomedans under instruction and the percentage of Mahomedan pupils to the total number of pupils of all creeds at school very nearly approached their percentage to the whole population.

(i) While the number of aboriginal children attending school declined in the Central and Southern Divisions owing, it is said, to famine, the number of pupils belonging to the depressed classes increased in all the divisions. The agricultural

instruction given at the Central Bhil School at Dohad has proved a success and is appreciated by the pupils. The great difficulty with schools for both the aboriginal and depressed classes is the supply of trained or qualified teachers. The schools for criminal tribes managed by the special officer for the Settlement of Criminal Tribes continue to progress while the Local Board schools for Waghris and Dharalas were reported to be doing excellent work.

17. **Finance.**—The restrictions on expenditure which had been imposed on account of the war remained in force during the period under review. The most marked feature was the rapid rate at which provincial revenues have expanded from 8·17 crores in the year 1916-17 to 10·04 crores in 1918-19. This expansion of revenue took place mainly under stamps, excise, income tax and forests. The whole of the increase was not however regarded as a normal expansion. Part of it was due to the effect which conditions brought about by the war had on trade and industry in Bombay and on prices of agricultural and forest produce. As it was doubtful how far these conditions would be maintained after the war, it was considered safe to anticipate some contraction when war conditions ceased to exist. These considerations were kept in mind while framing the budget estimates for 1918-19. In the case of excise a great part of the increase was due to additional revenue gained by the change of system of disposal of shops which are now auctioned. This revenue has been earmarked for expenditure on special objects of education, sanitation and medical relief. Special attention was given to the acceleration of the programme for the advancement of education. Substantial provision was made for sanitation and grants-in-aid to local bodies for water supply and medical services and considerable funds were allotted for development of industries and of Government forests. The expenditure on education, sanitation and agriculture in the year 1916-17 was 1·12 crore and rose to 1·59 crore in the period under review. When the budget for 1918-19 was framed, it was assumed as usual that the monsoon of 1918 would be normal. This expectation was not realized, for the season was marked by a widespread deficiency of the monsoon, with the result that the cultivators over large areas were involved in distress. It was thus necessary for Government to come to their relief by opening test and relief works, by making takavi advances, by purchasing and supplying grain and fodder and by taking all possible measures to stimulate the production of fodder, while the greatly increased cost of living made it incumbent on Government to give increased pay to the police and the lower grades in every department of Government service. These measures involved heavy additional outlay. At the same time the failure of the harvest substantially reduced the receipts under the land revenue head. In spite of these adverse factors the revenue exceeded the budget estimate by 24 lakhs. The expenditure, for the reasons given above, was in excess of the forecast by 36 lakhs, and this excess would have been still larger but for the fact that it was not possible to utilize the whole of the funds provided for expenditure out of the extra receipts derived from the auctioning of liquor shops. Further, as a result of the War Conference held at Delhi, the provincial programme of expenditure was scrutinized and all possible economies effected by cutting out expenditure which could without great inconvenience be postponed and a good many items, particularly under public works, were kept in abeyance. Compared with the previous year, imperial revenues increased by 2·67 crores owing chiefly to larger receipts under customs, income tax and mint; while provincial revenues were greater by 23·72 lakhs. The increase of 60·49 lakhs in imperial expenditure occurs principally under refunds and drawbacks, mint and famine relief. The excess of 1·89 crore in provincial expenditure which is distributed over all heads of account is due to the causes mentioned above.

18. **Police and crime.**—(a) There was a large increase in the figures of the more important heads of crime, such as house-breaking. There was also a disquieting rise in the totals of crimes involving violence. A great part of the increase can naturally be traced to the distress caused by high prices and famine. The constabulary has had its prospects improved by the grant of revised rates of pay and allowances. Schemes have either been sanctioned or are under consideration for improving the pay and prospects of the higher grades of the police. The police had to deal with difficult conditions and the supervising staff was seriously depleted owing to the number of officers on military service. The population of the Criminal Tribes Settlements numbered nearly 10,000.

The system of settlements is being steadily expanded. Enquiries are being made about the criminal tribes who infest Bombay City, and also about the wandering tribes in Sind.

(b) The increase in crime is not reflected in the statistics of criminal justice, which recorded a considerable fall both in the number of cases disposed of by courts and in the number of reported cases returned as true. Less than one-third of the latter class fell under the Indian Penal Code, the remainder being under the special and local laws. There was a considerable increase in sentences of imprisonment, but those of whipping, transportation and fine showed a decrease. Death sentences declined by 21 per cent.

(c) Litigation, which has been steadily growing in volume, declined considerably during the year. The serious accumulation of arrears is being met by increasing the cadre of the permanent staff of judges.

(d) There was an abnormal increase in the jail population, confined practically to the area in which scarcity was most marked. There was a slight but regrettable increase in the number of children sent to jail. The number of cases in which flogging was inflicted was the lowest on record. It is to be regretted that nearly all prisons are still overcrowded, but the new Central Jails for Belgaum and Bombay are being taken in hand. The number of adolescents at the Borstal Juvenile Jail at Dharwar has increased and a great deal of excellent work has been done there. The Released Prisoners' Aid Society at Bombay has been able to extend the scope of its activities and the one at Bijapur is also doing useful work. The number of prisoners released and sent to Criminal Tribes Settlement and the Salvation Army Industrial Homes in Bombay has substantially increased. There was a large number of vacancies in the warder establishment, but it is hoped that with the increased scale of pay recruits of a better type will be attracted.

(e) The committee on the prevalence of beggary in the Presidency, referred to in last year's review, has submitted its report, but it has not yet been found possible to take any steps to deal with the problem.

PART II.

CHAPTER I.

PHYSICAL AND POLITICAL.

For—

**Area, Aspect, Climate, Products,
Historical Summary,
Form of Administration,
Character of Land Tenures; System of Surveys and Settlements,
Civil Divisions of British Territory,
Details of the Last Census,**

See—

General Administration Report for 1911-12, part II, pages 1-91.

Tributary States.

1. In the following review of the administration of the Native States under the political supervision of the Government of Bombay the States are arranged in groups according to their geographical position. The States of Káthiáwár and North Gujarát, forming the most important group, lie mostly to the north of the Narbada and comprise an area more than twice as large as that of all the remaining States. The South Gujarát States, which lie to the south of the Tápti, are comparatively unimportant. The Marátha States fall into four groups. The North and South Konkan groups lie below the gháts to the north and south of Bombay, respectively. The Deccan and Southern Marátha Country States are situated in the central and southern portions of the Bombay Deccan. The Province of Sind contains one State. The Settlement of Aden, including Perim, directly administered by the Government of Bombay, is also included in this review.

2. The total area of these States is 62,989½ square miles; the population according to the census of 1911 is 7,444,549; and the gross revenue is Rs. 10,07,46,189.

I.—NORTH GUJARÁT.

1.—CUTCH.

Ruling Chief—His Highness Maháráo Shri Mirza Rája Savai Sir Khengarji Bahádur, G.C.S.I., G.C.I.E., Ráo of Cutch, *Residence*—Bhuj; *Caste*—Jádeja Rajput, *Age*—52 years, Educated privately at Bhuj, *Has male heirs*

Area—7,616 square miles (exclusive of the Runn which is about 9,000 square miles), *Population* (1911) 513,429; *Gross revenue based on five years' average*—Rs. 37,72,114, *Tribute to British Government*—Nil, *Principal articles of production*—Wheat, bájri, inferior cereals and cotton, *Manufactures*—Silver articles, coars: cotton cloth, silk stuffs, alum and saltpetre.

1. His Highness promised to bear for another year the entire cost of an Indian Chief events. infantry regiment at the front. A sum of Rs. 14,984 was subscribed to the Cutch Branch of the Bombay Presidency War and Relief Fund (Women's Branch) and condiments were sent for the use of wounded soldiers. The sum of Rs. 1,339 was raised by subscriptions towards the "Our Day" Fund. The Armistice was celebrated on 21st November 1918 throughout the State and in Bhuj the poor were fed. Rs. 10 lakhs were subscribed by the Cutch Darbar and His Highness's subjects living in Cutch and Bombay to the second Indian War Loan and Rs. 1 lakh were given as a war contribution.

2. The rains of 1918 were much below the average. The area under cotton and wheat cultivation therefore decreased by 139,880 and 2,997 acres, respectively. Two hundred and seventy-seven new wells were sunk. No locusts appeared during the year. There was a rise in prices of principal staple food grains.

3. The number of the police force at the close of the year was 897, and Rs. 1,69,093 were allotted for the maintenance of the force. Offences reported to the police numbered 876, of whom 678 were sent for trial. In 588 cases the accused were convicted, giving a percentage of 85.25. The value of stolen property amounted to Rs. 24,808, of which 49.96 per cent. was recovered against 27.28 in the previous year.

4. The number of criminal courts was 42. They tried 2,006 offences involving 3,065 persons, of whom 1,328 were convicted. Out of 67 appeals disposed of, decisions were confirmed in 21 cases, modified in 11 and reversed in 13. Twenty-two remained pending.

TRIBUTARY STATES <i>Cutch and Kathiáwár</i>	5. The number of convicts in the 12 jails was 1,257. The cost of upkeep amounted to Rs. 7,860.
Prisons Civil justice.	6. The 48 civil courts disposed of 2,566 suits, leaving 159 pending at the close of the year. Of 613 appeals, 482 were disposed of, leaving a balance of 131 appeals to be decided next year.
Registration.	7. The documents presented for registration numbered 1,755, the fees realized amounting to Rs. 7,377. Twelve chhapas realized Rs. 386.
Public works.	8. Rs. 1,30,885 were spent on public works (including Rs. 703 as capital expenditure on the Cutch State Railway) against Rs. 1,15,408 in the previous year. The net earnings of the Cutch State Railway were Rs. 55,099 against Rs. 9,470 in the previous year or 4.81 per cent. on the capital outlay.
Trade and customs	9. Imports rose from Rs. 77,39,813 to Rs. 85,52,641 and exports from Rs. 31,88,034 to Rs. 61,14,198. Customs dues realized Rs. 13,65,740. Shipping arrivals numbered 3,875, departures 3,851.
Revenue and finance.	10. Receipts rose from Rs. 32,57,947 to Rs. 64,09,523 and disbursements from Rs. 31,95,511 to Rs. 87,38,975. The closing balance was Rs. 32,87,732 against Rs. 56,17,184 in the preceding year.
Vital statistics.	11. Registered births fell from 11,507 to 11,289 while deaths rose from 8,944 to 22,229.
Medical relief.	12. In the 11 hospitals and dispensaries 95,891 patients were treated at a cost of Rs. 42,130. Influenza which was prevalent throughout the whole of Cutch caused 17,092 deaths. The number of deaths from plague and small-pox was 295 and 3 respectively. Successful vaccinations numbered 11,906.
Education.	13. The number of pupils in the 135 schools recognized by the State rose from 7,200 to 7,522. The expenditure rose from Rs. 78,211 to Rs. 85,986.
Municipalities.	14. The seven municipalities received altogether Rs. 31,466 and spent Rs. 25,284; all except Bhaj and Anjar kept within their receipts.

2.—KÁTHIAWÁR

Area—20,882 square miles, Population (1911)—2,496,057, Gross revenue based on five years' average—Rs. 2,40,00,000 approximately; Tribute to British Government and His Highness the Gaikwár of Baroda and Junágadh sotalbi—Rs. 10,78,534, Military force—1,054, Manufactures—Silk, gold and silver lace, carpets and copper and brass ware

General.	1. The Agency is divided into four prants and consists of 187 separate States and tálukas, jurisdiction being exercised by 78 chiefs and tálukdárs. The smaller non-jurisdictional estates are grouped into thána circles.
Chief events.	2. The States continued to render loyal assistance by contributions to various war relief funds. Towards the end of the year His Excellency the Viceroy's appeal for funds towards the Imperial Indian Relief Fund met with a generous response and Rs. 1,34,529 were subscribed by chiefs. The Silver Wedding Fund was also liberally subscribed. The lines for recruits of the new Káthiáwár Company were completed at a total cost of a little over Rs. 90,000, borne by the Junágadh State. This State also placed the State residence at Rajkot fully equipped at the disposal of the military authorities. The Bhavnagar State, besides its liberal contributions, steadily pursued, until the termination of hostilities, its programme of war hospital, convalescent home and dissemination of war news among its subject. The Imperial Service Lancers of the State returned from active service towards the close of the year after rendering good account of themselves. The Nawanagar Darbar continued its contribution in men, money and material during the year under review. In the Delhi War Conference His Highness Sir Ranjitsinhji promised an annual contribution of Rs. 3,00,000 for the prosecution of the war. He promised a contribution of Rs. 50,000 for further accommodation for the Káthiáwár Special Company, but as it was not required His Highness gave the amount to war relief funds. The Nawanagar Imperial Service Lancers performed garrison duty at Karáchi. About the end of the year half the squadron was sent to Jacobabad on military duties. The Signalling party of the Imperial Service Lancers was on active service with the Expeditionary Force E. Recently the Lancers were sent on the North-West Frontier with the Alwar Lancers to take part in the Afghan Campaign. The Thakor of Muli was installed. The estate of Vala Ram Harsur of Bagasra was released from Agency supervision. The estate of the late Vala Valera Ala was partitioned. On the death of Khan Fatedinkhanji, Chief of Manavadar, Khan Shri Gulammoinudinkhanji succeeded and Begum Saheba Fatma Sidika was appointed to administer the taluka during his minority. On the death of Vala Bhima Desa, Talukdar of Bilkha, Vala Bhan Desa succeeded to the estate. On the death of Vala Raning Godad of Jetpur, Vala Kanthad Godad was appointed to be guardian of the minor Kumár Shri Vala, Ram Raning. On the death of Thákor Sursinhji of Virpur, his son Thákor Hamirsinhji succeeded. On the death of Azam Jiwa Mesur, Talukdar of Anandpur, his estate was placed under management owing to the minority of his sons. Deaths also occurred of Kumár Shri Dipsinhji, heir-apparent of Dhrol; Shemlia Wala, Rani Saheb of Rájkot, Kumár Shri Bhojraji, heir-apparent of Jalia-Dewani; Azam Ratansinhji, Talukdar of Lodhika, Kumár Shri Prathiraj, heir-apparent of Rajpura; Her Highness Nandkuverba, C 1, Maharani of Bhavnagar; and Thákor Pratapsinhji Sursinhji of Lathi. The Maharaja of Bhavnagar died on 17th July 1919.

3. The monsoon set in very early but the rainfall was scanty and unevenly distributed. Its duration was very short and confined to the months of July and August only. Owing to the failure of September and October rains the total was far below the average. The minimum rainfall for the whole province was 1.50 cents at Jetalsar Civil Station and the maximum 13.86 cents at Datha. The average of the past five years gives a minimum of 14.15 cents at Dasada and a maximum of 42.30 cents at Junágadh. The want of rains in August and September caused considerable damage to the Aftar crops which were very scanty and the outlook grew dismal and disquieting. To add to the misery, the epidemic of influenza spread over the province and hampered the agricultural operations. The Pachhtar crops could not get any nourishment and the yearly outturn was very poor. In Sorath the yield was very little and fodder almost nil. The prices of staple food went very high. In Halar the outturn ranged generally from 4 to 6 annas in the rupee. Owing to the high prices of cotton earned in the previous years the cultivators escaped total ruin; but they were in very low spirits for their cattle as they had no fodder. In Jhaláwad owing to the high prices of cotton of late years a very large portion of land was sown with cotton. In Gohilwád the year ranged from 6 to 8 annas in the rupee as it fared a little better, especially in the Chok-Datha Thána. For Káthiáwár as a whole, therefore, the outlook in the autumn was gloomier than has been ever experienced. By the beginning of September famine was more than evident and Government sanctioned a special establishment to meet the situation. Central and Local Committees were formed. Arrangements were made to import sufficient fodder and distribute it everywhere in time. The use of prickly pear was also recommended and in the Soráth Prant the best use was made of the suggestion. The prant officers, their deputies and thandars were enjoined to make extensive and frequent tourings and save lives of cattle and men. The deputies were relieved of their civil work, to dispose of which an extra Deputy Assistant Political Agent's appointment was created. Government gave timely help in this matter as well as in the matters of funds for gratuitous relief, loans, etc. Sir Shapoorji Broacha, the Women's Council of Bombay and all local gentlemen helped in more than one way by opening cattle camps, cheap grain shops, distribution of clothes, etc. But for them, it would have been well nigh impossible to save so many lives. As was inevitable, some mortality in cattle did occur, but it is a matter of satisfaction that the consequences were not so serious as were anticipated. This excellent result was achieved only through the co-operation of the official and non-official classes. The Native States also rose to the occasion and the majority of them followed progressive methods of relief measures.

4. The total strength of the State and Agency police was 7,649 and the cost Rs. 14,31,441. The percentage of convictions of accused persons sent for trial was 64.8 for State police and 61.13 for the Agency police. The percentage of stolen property recovered was 42.73 and 27.58, respectively. Police.

5. The number of Agency courts increased from 21 to 26, the increase of 5 being due to the fact that 3rd class magisterial powers were conferred on the Aval Karkuns on account of famine conditions. During the year 1,089 offences were reported in the Agency and 16,456 in the State courts, involving 1,746 and 19,282 persons, respectively. Of these, 466 or 26.68 per cent. were convicted by the Agency and 6,407 or 33.22 by the State courts. Twenty-eight criminal appeals and 21 revision applications were decided in the Agency and 682 criminal appeals in the State courts. The Chief Court of criminal justice disposed of 30 sessions cases as against 35 in the preceding year. Criminal justice.

6. There are 14 Agency and 124 State prisons. The total number of prisoners remaining in jails at the end of the year was 1,035. The total cost was Rs. 1,50,642 and the daily average of prisoners was 935. Prisons.

7. In the original courts the total number of cases disposed of was 745 for the Agency courts and 14,672 for the State courts. Cases pending numbered 312 and 2,026, respectively. Eighteen thousand eighty-four applications for execution of civil decrees were disposed of, leaving a balance of 3,070 at the end of the year. Fifty-seven civil appeals were disposed of in the Court of the Agent to the Governor, Káthiáwár, leaving 16 pending at the close of the year. In the State courts, 1,202 appeals were disposed of, 539 remaining for hearing. The Agent to the Governor, Káthiáwár, disposed of 88 political appeals as against 74 during the previous year. Civil justice.

8. In the Agency courts 523 deeds and in the State courts 7,515 deeds were registered. The combined value was Rs. 63,97,548. Registration.

9. The total expenditure under this head was Rs. 29,65,703, of which works costing Rs. 2,04,845 were carried out by the Agency Engineer. Public works.

10. The gross revenue of the province is estimated at considerably over 3 crores of rupees. Of loans already granted by Government chiefly to meet famine and administrative charges, Rs. 15,02,022 were outstanding. The fresh loans advanced during the year amounted to Rs. 79,801. The total recovery during the year was Rs. 2,26,574 as against Rs. 8,95,948 in the preceding year. Owing to the scarcity conditions it was not possible to effect the recoveries of loans. Revenue and finance.

11. The receipts and expenditure of the consolidated local fund were, respectively, Rs. 3,99,169 and Rs. 3,77,911 as against Rs. 3,54,695 and Rs. 3,09,427 in the preceding year. Excluded local fund accounts showed Rs. 2,10,898 and Rs. 1,89,977 as receipts and expenditure, respectively. Local funds.

12. Exports by sea amounted in value to Rs. 6,08,62,063 and imports to Rs. 3,91,01,292. Compared with the returns of 1917-18 there was an increase of Rs. 34,96,284 and Rs. 1,02,10,353 in exports and imports, respectively. Rail-borne local trade was 4,74,504 tons, and foreign import trade 4,22,542 tons and export trade 1,81,260 tons.
13. There were 68,526 births and 1,58,785 deaths against 79,346 and 76,902, respectively, in the previous year. The ratio per thousand was, respectively, 31.96 and 63.92. The deaths from plague were 3,483 as against 12,598 in the previous year. The increase in deaths is due to high rate of mortality on account of the influenza.
14. There were 141 hospitals and dispensaries in the province, of which 18 were under the control of the Agency Surgeon, Káthiáwár. Nine thousand eleven in-door and 793,922 out-door patients were treated in these institutions during the year at a cost of Rs. 4,80,200. In the Rasulkhanji Hospital for women 280 in-patients and 1,959 out-patients were treated at a cost of Rs. 15,285. Vaccinations and re-vaccinations numbered 70,162 against 86,133 in the previous year.
15. There was a decrease of 24 schools and an increase of 1,160 pupils during the year. The total number of schools is 1,730 and of pupils 1,25,415 (97,534 boys and 27,881 girls). The expenditure on education was Rs. 15,10,767, an increase of Rs. 46,760 over that of the previous year.
16. There were 45 Kumars on the roll of the College at the end of the year. The receipts amounted to Rs. 61,024 and the expenditure to Rs. 58,589.
17. The States of Junagadh, Nawanagar, Bhavnagar, Wankaner, Palitana, Limbdi, Rájkot, Lakhtar, and Jasdan maintain paddocks or carry on horse-breeding operations. In Kotda-Sangani and Virpur talukas rearing of horses is carried on in State stables. Generally, horse-breeding in Káthiáwár is not a remunerative concern. The total number of stallions was 40 and the number of mares served was 344.
18. There are 6 States of classes I to IV under Government management. At the beginning of the year under report 140 petty estates were under the supervision of the Political Agents in charge of prants. Sixteen estates were taken under management, while 13 were released, leaving 143 estates under management.

3—PALANPUR AGENCY.

<i>First Class Ruling Chiefs.</i>	<i>Residence.</i>	<i>Caste</i>	<i>Age</i>	<i>Where educated.</i>	<i>Heirs.</i>
His Highness Captain Taley Pálanpur Mahomed Khán Sher Mahomed Khán, Diván of Pálanpur.	... Pálanpur	... Loháni Pathán, Mahomedan.	36	Privately	... Has a male heir.
His Highness Jaláudin Khán, Nawáb of Rádhanpur.	... Rádhanpur	... Bábi, dan.	30	Rájkumár College, Rájkot.	Has no male heir.

Area—6,393 square miles; Population (1911)—515,092; Gross revenue based on five years' average—(approximately Rs. 17,40,300, Tribute to His Highness the Gáikwár of Baroda—Rs. 44,051, Principal articles of production—Wheat, rice, jowári, bájri, cotton, gram, rape-seed, mug and castor oil seeds.

11. The Agency comprises two first class States, Pálanpur and Rádhanpur, and a large number of minor States and petty talukas.
12. His Highness Nawáb Sir Sher Mahomed of Pálanpur died on 28th September 1918. The States and their people continued their keen interest in the war. Contribution to the Women's Branch of the War Relief Fund amounted to Rs. 2,220, besides gifts of various kinds. The armistice was celebrated with great enthusiasm and rejoicings throughout the Agency. His Highness the Nawáb of Pálanpur contributed as a donation War Loan Bonds of Rs. 50,000 and His Highness the Nawáb of Rádhanpur presented a sum of Rs. 25,000 for the purchase of an aeroplane. All possible efforts were made to popularize the second Indian War Loan, but owing to the prevailing scarcity, the influenza epidemic and the abnormal rise in the price of food-stuffs and other commodities of life, the results were not very satisfactory. About Rs. 88,000 were contributed by the States and the people. During the year about 20 recruits were obtained. The total number sent up since the beginning of the war is 135.
13. There was practically no rain till the end of August when sufficient fell for sowing operations, but as the later rains failed, the seed was lost. The average of the kharif crop was only one anna in the rupee. Wheat tagávi was distributed in the Kankrej and Diodar Thana circles, but the severe influenza epidemic which prevailed at sowing time reduced greatly the extent of the sowing of wheat.
14. The total strength of the States and the Agency police was 1,202 and the cost Rs. 2,39,964. The number of offences reported to the police rose from 994 to 1,006. Out of property worth Rs. 1,04,037 reported as stolen, 54.3 per cent. was recovered. The previous year's figures were Rs. 57,696 and 54.9.
15. The number of courts was 37 and the number of persons convicted 653 against 613 in the previous year. As a result of 47 appeals, 22 judgments were confirmed, 11 modified, 6 reversed, 5 rejected and 3 were pending at the end of the year.
16. There were 1,067 inmates in the 28 jails and lock-ups against 1,014 in the previous year. The cost of maintenance was Rs. 15,053.

7. Out of a total of 1,655 suits, 1,473 were decided against 3,166 in the previous year. The number of civil appeals received during the year decreased from 119 to 99, out of which 76 were disposed of against 99 in the previous year.

8. The number of documents registered was 817 against 723 in the previous year. The fee revenue advanced from Rs. 2,402 to Rs. 4,341.

9. There was no municipality under the Agency jurisdiction. There were 4 municipalities under the Pálanpur and Rádhanpur States with an aggregate income of Rs. 11,107 and an expenditure of Rs. 14,802. The income was supplemented by State grants.

10. The outlay on public works was Rs. 1,20,527 against Rs. 1,07,789 in the previous year.

11. The gross revenue of Pálanpur, Rádhanpur, Tharád, Wáo and Waráhi States amounted to Rs. 19,56,391 against Rs. 15,94,861 and the gross expenditure to Rs. 16,38,665 against Rs. 13,82,434 in the previous year.

12. There was an opening balance of Rs. 92,816. Receipts increased from Rs. 1,61,332 to Rs. 1,65,491 and expenditure from Rs. 1,41,702 to Rs. 1,84,720.

13. There were 9,132 births and 39,355 deaths, showing a decrease of 1,555 and an increase of 23,344, respectively.

14. The number of patients treated in the 18 dispensaries in the Agency decreased from 59,287 to 51,315 while the expenditure increased from Rs. 34,696 to Rs. 41,142. Thirteen thousand nine hundred and seven persons were successfully vaccinated by 12 vaccinators at a cost of Rs. 4,325.

15. The total number of schools was 101 with a daily attendance of 3,496 against 3,801 in the previous year.

4.—MAHI KÁ'NTHA.

Principal Ruling Chief—His Highness Lieut.-Colonel Maháraj Doulatsinhji, Mahárája of Idar; *Residence*—Himatnagar; *Caste*—Ráthod Rajput, Hindu; *Age*—41 years; Educated at the Nobles' School at Jodhpur and the Mayo College at Ajmer; *Has male heir*.

Area—3,124 square miles; *Population (1911)*—412,688, *Gross revenue based on five years' average*—Rs 17,07,581; *Tribute to His Highness the Gáikwár of Baroda*—Idar Rs 30,340, sixty-two small States and tálukas Rs 95,369, *Principal articles of production*—Wheat, gram, cotton and all common grains, marble and chalk, *Manufactures*—Dyed cloths.

1. The Agency consists of the first class State of Idar and 62 small States and tálukas.

2. A local branch of the Women's War and Relief Fund was established. It collected Rs. 2,152-6-3, of which Rs. 1,842-15-0 were remitted to the Honorary Secretary of the Fund and the balance was utilized for local relief. Donations amounting to Rs. 312-4-0 received on the Empire Day were remitted to the Officer referred to above. The collection of the fund for celebrating the Silver Wedding of Their Majesties the King-Emperor and Queen-Empress amounted to Rs. 2,895. The total subscriptions towards the second Indian War Loan amounted to Rs. 1,02,945, of which Rs. 21,000 were subscribed by the Mahárána of Dánta and the Maháráni. These sums were converted into donations towards the expenses of the war. The Thákor of Ilol presented to Government 3½ per cent. Promissory Notes worth Rs. 5,000 towards the expenses of the war. The birth of the fourth Mahárája Kumár of Idar took place on 26th November 1918. A fourth Kumár was born on 4th June 1918 to Thákor Hindusingji of Polo, father of the minor Ráo. On the death of Thákor Surajmalji of Varsoda, his táluka was taken under the management of the Agency during the heir's minority. Navalsingji, the youngest brother of the Thákor of Sudasna, died in July 1918. On the death of Bháyát Madansingji of Dálasna under this táluka his eldest son Jagatsingji was invested with civil and criminal powers. Thákor Fatesingji of Pethápur, having attained his majority, was installed on the *gádi* with full powers, and the táluka was brought within the political charge of the Assistant Political Agent. After his accession the Thákor married the daughter of a Bháyát of Chuda in Káthiáwár. The Kumár born to the Minápurwála Thákráni of the Thákor of Ambaliára died of influenza on 20th October 1918. Thákor Jiwatsingji of Vadágám having died of influenza on 16th October 1918 leaving an infant son, the táluka was taken under the management of the Agency. The infant Kumár subsequently died and the title to succession was under consideration. Thákor Vajesingji of Sathamba having died of influenza on the 2nd October 1918, the táluka was placed temporarily in charge of a kámdár. Subsequently Kumár Ratansingji's succession was recognized. The Thákor of Vásna was installed on the *gádi* on 26th April 1918 and the táluka was transferred from the Huzur Deputy Assistant Political Agent's charge to within the political charge of the Assistant Political Agent. Minor Kumár Shivsingji of Vaktápur having died of influenza on 14th July 1918, his uncle Vajesingji was recognized as his successor and was entrusted with the revenue administration of the táluka. Thákor Umedsingji of Mota Kothasna died on 2nd September 1918 and his nephew Pratápsingji was recognized as his successor, but he being a minor, the Estate was taken under Agency management.

3. The monsoon of 1918 was not satisfactory. The outturn of monsoon crop varied from one to six annas in the rupee. Thus there was an apprehension of scarcity and consequently necessary programmes for relief works were prepared and estimates of expenditure made and submitted to Government for sanction. No damage was done to crops by frost. There was no winter rain during the year.

TRIBUTARY STATES,
*Mahi Kántha and
Rewa Kántha*
Frontier questions,
Police

Criminal justice.

Prisons.

Civil justice.

Registration

Public works.

Revenue and finance

Stamps.

Vital statistics.

Medical relief.

Education.

4. Quiet was preserved on the frontier throughout the year. No border court was held owing to the hard conditions of the year.

5. The total strength of the police in Mahi Kántha decreased from 1,433 to 1,348, while the cost increased from Rs. 2,02,423 to Rs. 2,28,891. The number of offences reported increased from 589 to 601. The percentage of convictions obtained by the Agency police decreased from 74.19 to 72.7, while that obtained by the State police rose from 62.2 to 67.1 and that obtained by the Idar State police from 30.2 to 35.5. The reported value of the stolen property amounted to Rs. 36,500 against Rs. 37,043 in the previous year. The percentage of recovery by the Agency police rose from 57.41 to 68.27 and that by the police of the States and talukas other than Idar rose from 17.51 to 30.71. The percentage of recovery by the Idar State police declined from 16.8 to 7.3.

6. In 987 cases the magistracy dealt with 2,133 persons, of whom 685 were convicted. The Political Agent and the Idar State decided 10 and 1 appeals, respectively.

7. In 33 jails, including 5 thána lockups, 541 prisoners were detained at a cost of Rs. 7,118. The 23 jails of the Idar State included 269 prisoners maintained at a cost of Rs. 4,236.

8. The 45 civil courts disposed of 1,127 original suits, leaving 200 pending at the close of the year. Out of 12 appeals 10 were disposed of.

9. In Idar 316 and in the rest of the Agency 459 documents were registered. The fees realized amounted to Rs. 2,285 and Rs. 1,175, respectively.

10. The outlay on public works amounted to Rs. 1,38,420, of which Rs. 50,651 were spent by Idar.

11. The gross revenue of the Agency amounted to Rs. 16,18,538 and the expenditure to Rs. 16,76,563. The gross revenue of the Idar State, excluding subordinate jagirs, amounted to Rs. 8,70,433 as against Rs. 8,39,054 in the previous year, showing an increase of Rs. 31,379. The total expenditure of the State proper amounted to Rs. 8,39,055 against Rs. 7,52,719 in the previous year. The increase of Rs. 86,336 was mainly due to larger expenditure under the head domestic, additional pension charges and the entertainment of additional police.

12. The revenue realized by the Agency amounted to Rs. 5,507 as against Rs. 5,691 in the previous year.

13. Births and deaths numbered 7,691 and 17,805, respectively, as compared with 9,597 and 9,140 in the previous year. Influenza prevailed throughout the Agency. The total number of deaths from this disease was 6,852.

14. In 20 hospitals and dispensaries 53,214 patients were treated at a cost of Rs. 37,456. The number of persons vaccinated during the year was 8,592, of which 7,473 were successful.

15. The total number of schools was 149, the number of pupils 8,793 and the cost of maintenance Rs. 48,993. The preceding year's figures were 148, 9,214 and Rs. 48,694, respectively.

5.—REWA KANTHA.

<i>First and Second Class Ruling Chiefs.</i>	<i>Residence</i>	<i>Caste.</i>	<i>Age.</i>	<i>Where educated.</i>	<i>Heirs.</i>
His Highness Maharána Shri Vijayasinghji Chhatrasinghji, Rájá of Rájpipla	Nándod (Rájpipla).	Gohel Rajput, Hindu.	29	Rájkumár College, Rájkot, and Imperial Cadet Corps, Dehra Dun	<i>Has male heir.</i>
Maharával Shri Fatehsinghji Motisinghji, Rájá of Chhota Udepur.	Chhota Udepur.	Chávan Hindu.	Rajput, 35	Rájkumár College, Rájkot.	<i>Do</i>
Captain Maharával Shri Ranjitsinghji Mánisinghji, Rájá of Bária	Bária	Khuchi Rajput, Hindu.	Chávan 33	Do	<i>Do</i>
Maharána Shri Sir Vakhtasinghji Daleisinghji, K.C.I.E., Rájá of Lunávada	Lunávada	Solanki Hindu.	Rajput, 59	Do	<i>Do</i>
Nawáb Jamat Khán Manvar Khán, Bábi of Bálásinor.	Bálásinor	Bábi Pathán, Sunni Musalmán.	25	Rájkumár College, Rájkot, and Imperial Cadet Corps, Dehra Dun.	<i>Has no heir</i>
Maharána Shri Joráwarsinghji Pratápsinghji, Rájá of Sunth.	Sunth	Puvar Hindu.	Rajput, 38	Rájkumár College, Rájkot.	<i>Has male heir</i>

Area—4,956 square miles, Population (1911)—6,65,099; Gross revenue based on five years' average—Rs. 48,48,910, Tribute to His Highness the Gáikwár of Baroda—Rs. 1,30,801, Tribute to British Government—Rs. 24,382; Military force—1,228; Principal articles of production—Rice, wheat, jowári, cotton, maize, gram, mhowra (flower and seed) and timber, akik (cornelian) stone in Rájpipla and manganese in Chhota Udepur, Manufactures—Nil

General.

1. There is one first class State of Rájpipla, five second class States, one third class State, four minor States and two Thána circles, comprising petty estates and talukas (unclassified). Eleven petty estates were under management.

Chief events.

2. The opening ceremony of the Sajjan Kunvar High School at Lunávada was performed by Mr. W. W. Smart, I. C. S., on 17th July 1918. On the death of Thákor Indrasingj

of Chhaliar on 17th November 1918, the succession of his son Kumár Shri Rámsinhji was recognized. The Savli-Timba Railway was opened to public traffic from 1st February 1919. Japti was removed from the estate of Uchad and the Thákor Mahomadmiá Jitámia of Uchad was invested with the powers of the estate on 30th May 1918. The Vasán Virpur Estate was removed from Agency management on 23rd September 1918 as partition of the estate was effected between the two brothers. His Highness Mahárána Shri Vijayasinhji, Rája of Rájpipla, and Captain Mahárával Shri Ranjitsinhji, Rája of Bária, attended the Conference of Ruling Princes and Chiefs held at Delhi on 20th January 1919 and subsequent days. His Highness the Gáikwár of Baroda visited Sankheda Mewás during the month of February 1919.

3. In Rájpipla the total rainfall was 8·71 and there was a failure of all crops except Season and crops *bájri* and cotton, which were very poor. In Chhota Udepur the monsoon was a failure. The total rainfall was only 14·82 and this was favourable to the cotton crop. The maize crop too was a good one but the mhowra crop was very poor. In Bária the later rains failed, with the result that kharif crops failed partially and rabi crops entirely. In Lunávada the total rainfall was 9·55 and the year was one of scarcity, both as regards cereals and fodder. There was a tolerably good crop of cotton. In Bálásinor the maximum rainfall was 7·38 and as the rains practically held off in the middle of August, kharif crops except cotton were seriously damaged. In Sunth the total rainfall was 18·86. The situation was very critical up to the third week of August, but very opportune and heavy rain fell in the last week of the month. The yield of kharif crops was far below the average. In Kadana the rainfall was scanty and the outturn of crops was fair. In Bhadarwa the maximum rainfall was 7·11. But this being seasonable, the early sown crops were fair; and it was specially favourable to cotton crop. Sanjeli was exceptionally lucky in the matter of rainfall. In Úmetha owing to scanty rainfall the outturn of crops was less than normal. In Jambughoda the rainfall was not satisfactory and the crop was poor; the outturn of cotton was good. In Sankheda Mewás the total rainfall was 9 inches, but the fall was opportune for sowing of *bájri*, rice, cotton and tuver. In Pandu Mewás the total rainfall was 12·76. There were long breaks in July and August which prejudicially affected the crops.

4. Owing to scarcity in the Southern Rajputána States, the meeting of the border Border court. court had to be postponed till next year.

5. The total strength was 1,435 against 1,396. The number of persons sent up for trial Police. was 1,740 against 2,134 in the previous year; out of these, 1,283 were convicted as against 1,573. The value of property stolen amounted to Rs. 49,036 and that recovered to Rs. 21,850 against Rs. 48,496 and Rs. 16,152, respectively. Thus the percentage came to 44 against 33.

6. The Huzur Deputy Assistant Political Agent, Rewa Kántha, was appointed to be Criminal justice. Additional Sessions Judge, Rewa Kántha, and to try such cases as the Political Agent might make over to him for trial. The District Deputy Assistant Political Agent was invested with the powers of an Additional Sessions Judge, specially to try a case of dacoity which occurred in Bhadarwa State. The criminal courts dealt with 5,091 persons against 5,778. Of these, 1,639 were convicted, 3,066 discharged or acquitted, 38 committed or transferred, 6 died and 342 remained under trial at the end of the year, the corresponding figures of last year being 2,087, 3,175, 24, 7 and 485, respectively.

7. The number of prisons including lock-ups was 31, the same as last year, while that Prisons. of inmates was 1,325 against 1,235. Sixteen prisoners had escaped from the Lunávada Jail, 4 of whom were recaptured. The health and conduct of prisoners was good.

8. There were 1,769 suits pending and 2,141 were newly filed, giving 3,910 for Civil justice disposal against 1,905, 3,557 and 5,462, respectively, of the preceding year. Of the total, 2,535 suits were disposed of and 1,375 were left over, the corresponding figures of last year being 3,693 and 1,769, respectively.

9. The number of documents registered was 2,714, affecting property worth Registration. Rs. 16,05,425 against 1,996 and Rs. 12,18,117, respectively, in the previous year. Registration fees rose from Rs. 11,307 to Rs. 14,825.

10. Receipts amounted to Rs. 61,63,392 and expenditure to Rs. 56,46,943 against Revenue and finance Rs. 53,43,208 and Rs. 44,47,587, respectively.

11. Births amounted to 16,407 against 17,993 and deaths to 31,445 against 13,431. Vital statistics. The epidemic of influenza was severe in the whole Agency. Cholera appeared in Rájpipla.

12. The number of dispensaries was 32 against 32. The number of indoor and out- Medical relief. door patients treated was 167,120 against 196,590. The cost of maintaining the dispensaries fell from Rs. 71,426 to Rs. 63,980. There are veterinary dispensaries at Nándod (Rájpipla) and at Bária. The numbers of primary vaccinations and re-vaccinations were 22,322 and 747, giving a total of 23,069 against 25,006 in the preceding year. There was thus a decrease of 1,755 in primary vaccinations and of 182 in re-vaccinations, giving a total decrease of 1,937. The cost of each successful operation came to annas three and pies eleven only against annas three and pies five last year.

13. Schools numbered 226 against 226 last year. They consisted of 3 high schools, Education. 6 Anglo-vernacular schools and 217 primary schools: The number of pupils rose from 14,036 to 14,866.

6—CAMBAY.

TRIBUTARY STATES.
Cambay,
Dharampur, Bānsda
and Sachin.

Ruling Chief—His Highness Sháhazáda Hussein Yavar Khán Sáheb Bahádur, *Caste*—Moghal (Shia);
Age—8 years, (The State is under an Administrator)
Area—350 square miles; *Population* (1911)—72,656, *Gross revenue based on five years' average*—
Rs. 7,14,270; *Tribute to British Government*—Rs. 21,924; *Military force*—161, *Principal articles of
production*—Jowári, bájri, kodra, rice, wheat, cotton, pulses, oil-seeds and tobacco; *Manufactures*—
Cotton and silk cloths, carpets and articles of agate and cornelian stone

- Season and crops. 1. The rainfall registered was only 12·83 inches. It was quite insufficient for the crops. Except for bájri from which there was only a vary small yield, no crops matured.
- Police 2. The police numbered 221, including 62 armed men, and cost Rs. 47,784. The ratio of police to population and area per square mile remained the same, i.e., '3 per cent. and '63 respectively. Eighty-seven persons were arrested, of whom 57 were convicted. The value of stolen property was Rs. 8,028 against Rs. 3,857 and the percentage of recovery 72·88 against 46·05.
- Criminal justice 3. There were 481 cases for disposal against 384. Of 993 persons concerned, 84 were discharged, 335 were convicted and 572 were acquitted either after trial or on cases being compounded.
- Jail 4. The daily average of the jail population was 36·8 against 43·4 and the cost was Rs. 5,903 against Rs. 5,276.
- Civil justice 5. The civil courts disposed of 677 out of 729 cases against 1,162 out of 1,196. The appellate courts heard 64 appeals. The decisions of the lower courts were confirmed in 36, reversed in 9 and amended in 13 cases, while 4 cases were compromised, leaving a closing balance of 2 appeals.
- Registration. 6. One thousand three hundred and seventy-two documents were presented for registration against 998. The registration fees amounted to Rs. 12,960 against Rs. 8,028.
- Public works. 7. The total expenditure on public works rose from Rs. 1,61,430 to Rs. 1,79,433. The gross earnings of the Cambay Railway up to March 1919 amounted to Rs. 72,605 against Rs. 64,122.
- Revenue and finance. 8. The total receipts and expenditure were Rs. 7,93,774 and Rs. 6,46,720 against Rs. 8,12,836 and Rs. 6,22,070 last year.
- Medical relief. 9. The average daily attendance at the five medical institutions was 478·6 against 525·0. The cost to the State amounted to Rs. 14,077.
- Vital statistics. 10. The numbers of births and deaths were 2,004 and 4,145, respectively, giving 27·58 and 57·05 *per mille* against 39·53 and 41·28 in the preceding year.
- Education. 11. The 44 schools in the State had an average attendance of 2,810·0 against 2,929·5 last year. The cost of education was Rs. 34,043.
- Municipality 12. The income, including the State grant of Rs. 25,000, of the Cambay Municipality was Rs. 43,809 and its expenditure Rs. 35,214.

II.—SOUTH GUJARAT.

1.—DHARAMPUR, BA'NSDA AND SACHIN.

<i>Ruling Chiefs.</i>	<i>Residence</i>	<i>Caste.</i>	<i>Age.</i>	<i>Where educated.</i>	<i>Heirs.</i>
Mahárána Shri Mohan- devji Náráyendevji, Rája of Dharampur	Dharampur	... Sesodia Rajput ...	56	Rájkumár Rájkot	College, <i>Has male heirs.</i>
Mahárával Shri Indra- sinhji Pratápsinhji, Rája of Bānsda	Bānsda	... Solanki Rajput ...	31	Do	Do
Captain His Highness Nawáb Sidi Ibráhim Muhammad Y a k u t K h á n Mubázarat Daula Nasrat Jang Bahádur, Nawáb of Sachin and A-D-C. to G. O C., VI Dn. (Southern Army)	Sachin	... Sunni Mahomedan	32	Rájkumár Rájkot; Mayo Col- lege, Ajmer, and Imperial Cadet Corps, Dehra Dun.	<i>Has male heirs.</i>

Area—968 square miles; *Population* (1911)—178,492; *Gross revenue based on five years' average*—Rs. 16,66,945.
Tribute to British Government—Rs. 9,154; *Principal articles of production*—Rice, nágl, jowári, gram, pulses,
sugarcane and molasses, *Manufactures*—Cotton cloth.

- General. 1. This group consists of the three second class States named above.
- Season and crops 2. In Dharampur the rainfall was much below the average and was not well distributed. The outturn was about eight annas in the rupee. In Bānsda the rainfall was insufficient with the result that paddy and rabi crops failed. In Sachin the rainfall was insufficient but the outturn of crops was fairly good.
- Police. 3. The strength of the police fell from 429 to 404 but the cost increased from Rs. 52,577 to Rs. 59,705. The number of offences reported rose from 274 to 332 and that of persons arrested from 291 to 376. Of 322 persons sent for trial, 274 were convicted and 46 acquitted or discharged. The value of property stolen rose from Rs. 5,372 to Rs. 6,839, of which property worth Rs. 3,218 was recovered against Rs. 1,517 in the previous year.

4. The number of persons brought to trial was 788, of whom 337 were convicted as against 821 and 267, respectively, in the preceding year. Ten cases involving 36 persons were pending at the close of the year. As a result of ten appeals sentences were confirmed in two cases and modified in eight.

5. The number of inmates in the three jails rose from 168 to 187, but the daily average declined from 39.1 to 31.4. The total cost also rose from Rs. 3,856 to Rs. 5,676.

6. Of 204 cases, 174 were disposed of as compared with 227 and 199, respectively, in the preceding year. Thirty cases were pending at the close of the year. Twelve out of 13 appeals were decided.

7. The number of documents registered rose from 361 to 469 and the income from Rs. 1,574 to Rs. 2,209.

8. The expenditure incurred on public works rose from Rs. 2,52,810 to Rs. 3,51,529.

9. The gross income and expenditure of the three States were Rs. 18,82,243 and Rs. 18,25,199, respectively, as against Rs. 16,94,604 and Rs. 15,23,840 in the previous year.

10. The number of births fell from 5,497 to 3,859, while that of deaths rose from 4,442 to 17,349.

11. The eight dispensaries treated 86,433 patients as against 74,437. The expenditure increased from Rs. 32,870 to Rs. 39,169. The average daily attendance, however, fell from 648 to 610. There were 59 lepers in the leper asylum at Dharampur at the close of the year. The cost of maintaining the asylum rose from Rs. 1,069 to Rs. 5,225. The eight vaccinators performed 4,556 operations, of which 4,296 were successful. The expenditure on vaccination came to Rs. 3,564.

12. The number of schools remained the same, *viz.*, 64, but the number of pupils fell from 4,077 to 3,868. Expenditure rose from Rs. 41,445 to Rs. 45,461.

13. Dharampur and Nani Vahial in the Dharampur State and Bānsda town in the Bānsda State are the only municipal towns, but the cost of cleaning, lighting, etc., is borne by the States. Halalkhore cess is levied in Dharampur. There is no municipality in Sachin.

2.—THE DA'NGS.

Area—999 square miles, *Population* (1911)—29,353, *Gross revenue based on five years' average*—Rs. 28,504.

1. The country is divided into 14 States of unequal area, each under the nominal rule of a Bhil chief known as Raja, Naik, Pradhan or Powar.

2. The rainfall was somewhat less than the fall in the past years. Owing to failure of late rains, tur, gram, khursani, udid, and peas failed totally and rice yielded only 3 annas on an average.

3. The number of cases tried increased from 20 to 49, of which 37 were under the India Penal Code.

4. The amount spent on the construction of new roads, including repairs, was Rs. 12,527 and that on buildings Rs. 10,115.

5. Revenue collections fell from Rs. 8,083 to Rs. 6,162. Excise duty realized as against Rs. 26,941 in the preceding year.

6. The numbers of out-door and in-door patients treated at the Ahwa dispensary were, respectively, 2,801 and 34 as against 3,318 and 21 in the previous year. Vaccinations numbered 660 against 1,359 in the previous year.

7. Education is gradually progressing and is conducted chiefly by the American Missionaries. The average number of children on the roll at the various schools was 286 as against 180 in the preceding year. Four schools were closed for want of teachers and of children to attend, and one new school was opened at Linga under the patronage of the Amala Chief.

III.—NORTH KONKAN.

1.—SURGA'NA.

Ruling Chief—Pratāprāv Deshmukh; *Residence*—Surgāna, *Caste*—Hindu Kunbi; *Age*—38 years; Educated in the Surgāna State school; *Has male heirs*.

Area—360 square miles; *Population* (1911)—15,180; *Gross revenue based on five years' average*—Rs. 32,173, *Tribute to British Government*—Nil; *Principal articles of production*—Rice, nagli and timber.

1. The State contains 61 villages, of which 46 are khālsa and 15 alienated.

2. The rainfall was 44 inches as compared with 93.32 inches during the preceding year. The crops were not good, especially rice which was a total failure for want of rains; the cattle in fair condition, and fodder was good but water-supply was not sufficient.

3. There was no change in the total strength of the police, *viz.*, 20.

4. Of 130 persons brought to trial during the year, 64 were convicted and 40 were acquitted and the cases of 26 were pending at the close of the year. No appeals were filed.

5. There is only one prison at Surgána, to which 6 persons were admitted during the year while 6 were undergoing imprisonment at the beginning of the year. The daily average number of prisoners was 6 and the expenditure Rs. 354-0-0.
6. The Deshmukh exercises the powers of a civil court and disposed of 43 cases as against 19 in the preceding year.
7. The total gross revenue was Rs. 36,004 as compared with Rs. 35,073 in the preceding year. The total expenditure was Rs. 30,479 as compared with Rs. 37,269 in the preceding year.
8. The births and deaths registered during the year were 220 and 2,450, respectively, as compared with 305 and 148 in the year 1917-18.
9. There is one dispensary on which the expenditure was Rs. 613 as compared with Rs. 554 in the preceding year. The State employed a vaccinator for three months, who vaccinated 317 children as against 675 in the preceding year.
10. There are two primary schools, one at Surgána and the other at Umarthan. The attendance fell from 48 to 40 at Surgána. The attendance at Umarthan was 36. The cost was Rs. 508 as against Rs. 535 in the preceding year.

2.—JAWHAR.

Ruling Chief—Raja Vikramshah Patangshah, *Caste*—Koli; *Age*—33 years, *Has male heir*.

Area—310 square miles; *Population* (1911)—53,489, *Gross revenue based on five years' average*—Rs. 3,07,380, *Tribute to British Government*—Nil, *Military force*—Nil, *Principal articles of production*—Rice, nagli and timber.

1. The State is administered, under the supervision of the Collector of Thana as Political Agent, by the Rája assisted by a Kárbhári.
2. The rainfall was generally insufficient and precarious and consequently the crops failed throughout the State with the exception of tur, varai and nágli in the Karyat-Haveli mahál.
3. The total cost of the police increased from Rs. 6,903 to Rs. 9,695. Cognizance was taken of 68 offences and 59 arrests were made. Out of 59 persons sent up for trial, 51 were convicted and 7 were discharged. The value of the property stolen and recovered during the year was Rs. 1,429 and Rs. 691, respectively.
4. Of 220 offenders dealt with in 194 cases, 144 were convicted, 61 were discharged or acquitted, and 13 remained under trial at the close of the year. There were 3 appeals in addition to 1 filed in the preceding year, 3 of which were decided.
5. There were 72 admissions into the jail during the year. The daily average was 4.8 and the total expenditure was Rs. 430.
6. Out of the total of 85 suits, 59 were disposed of. There were 7 appeals, of which 2 were disposed of.
7. The number of documents presented for registration was 207, of which 206 were registered and 1 was refused. The fees realized amounted to Rs. 453 as against Rs. 239 during the last year.
8. The forest revenue amounted to Rs. 1,49,024 as against Rs. 1,16,695 in the preceding year. The increase of Rs. 32,330 was due to the sale of trees in the Nandare Malki land and the realization of instalments of sale proceeds of the forest coupes sold last year. The total forest expenditure was Rs. 9,169, an increase of Rs. 624, being due to war allowance paid to the establishment. The area burnt by fire was 45 acres as against 21 acres during the preceding year and the damage amounted to Rs. 26.
9. The expenditure was Rs. 15,579. Out of this amount Rs. 3,564 were spent on roads, Rs. 8,005 on buildings, Rs. 2,213 on famine relief works, and the rest was spent on salaries paid to servants and on water works.
10. The gross revenue increased from Rs. 3,63,621 to Rs. 4,34,997 and the gross expenditure increased from Rs. 2,06,254 to Rs. 2,46,055. The increase in receipts was due to the sale of trees in the Nandare Malki land, and the realization of instalments of sale proceeds of forest coupes sold last year, the increase in the realization of judicial fees and fines and larger sale of stamps; the high prices of various grains realized as interest on the grain loans; and recovery of advances.
11. The birth and death ratio *per mille* of population were 25.31 and 105.42, respectively, as against 32.41 and 24.35 of the preceding year.
12. The number of patients at the 2 dispensaries was 4,839, an increase of 977 over the preceding year. The expenditure, including the cost of vaccination, was Rs. 4,160. The number of vaccinations decreased from 1,940 to 1,485.
13. The number of schools fell from 20 to 19 and the number of pupils from 1,165 to 596. The average attendance fell from 603 to 294.
14. The total expenditure of the municipality of Jawhar was Rs. 1,087 as against Rs. 1,448 in the preceding year.

IV.—SOUTH KONKAN.

1.—JANJIRA.

Ruling Chief—His Highness Nawáb Sidi Sir Ahmed Khán Sidi Ibráhim Khán, G C I E ; *Residence*—Murud, Janjira, *Caste*—Habsi, Sunni Mahomedan, *Age*—57 years ; Educated at the Rájikumar College, Rájkot, *Has male heir*.

Area—377 square miles, *Population* (1911)—101,095 ; *Gross revenue based on five years' average*—Rs. 6,70,000 (approximately) ; *Military force*—238 ; *Articles of production*—Rice, nágli, cocoanut, betelnut, timber, myrabolam, sesamum, cotton, hemp, fish, bájni and jowári. Jáfarabad in Káthiáwár is a dependency of the State.

1. The State proper and the dependency, Jáfarabad, are administered by the Nawáb General. Sáheb, the former under the supervision of the Collector and Political Agent, Kolába, and the latter under that of the Agent to the Governor in Káthiáwár. The statistical information in this summary contains gross figures for the State and the dependency.

2. The rainfall was unseasonable and much below the average. The monsoon crops were poor in both the States and the dependency. The outturn of the several crops varied from 4 to 8 annas. Season and crops.

3. The total strength of the force was 188 as in the previous year, but the total cost rose from Rs. 24,606 to Rs. 26,218. The value of property reported as stolen fell from Rs. 5,244 to Rs. 4,833, of which property worth Rs. 1,687 was recovered. The total number of cognizable and non-cognizable cases dealt with by the police rose in the State proper from 82 to 112 but fell in Jáfarabad from 83 to 54. The entertainment of extra police constables at Jáfarabad had a good effect in keeping off dacoits from the neighbouring States. Police.

4. The number of cases disposed of was 188 involving 415 persons. Of the persons apprehended, 82 were convicted. There were three appeals, all of which were decided. Criminal justice

5. The total number of prisoners undergoing sentence was 74. The cost of the jails was Rs. 3,495. Prisons.

6. The number of suits for disposal was 573 against 619 in the preceding year. Of these, 469 were disposed of. There were 45 appeals, of which 35 were disposed of. Civil justice.

7. The total number of documents presented for registration was 1,218 against 1,189 in the previous year. Receipts and expenditure rose from Rs. 4,164 and Rs. 584 to Rs. 4,382 and Rs. 605, respectively. Registration

8. Receipts rose from Rs. 1,44,727 to Rs. 1,61,463 and expenditure from Rs. 11,508 to Rs. 11,711. Of 187 forest offences, 129 were detected and compounded departmentally. Forests.

9. The total expenditure rose from Rs. 49,307 to Rs. 63,570, of which Rs. 14,894 were spent on communications, Rs. 28,989 on public buildings and Rs. 1,592 on water supply. Public works

10. The total receipts and expenditure rose from Rs. 8,18,500 and Rs. 8,09,445 to Rs. 8,66,630 and Rs. 8,97,492, respectively. Revenue and fin in

11. The import and export trade rose from Rs. 12,07,845, and Rs. 7,63,805 to Rs. 21,00,534 and Rs. 10,06,790, respectively. Trade and manuf-
tures.

12. Receipts and expenditure fell from Rs. 29,798 and Rs. 11,986 to Rs. 27,972 and Rs. 10,657, respectively. Customs.

13. The gross excise revenue rose from Rs. 1,44,263 to Rs. 1,49,742 while expenditure decreased from Rs. 53,885 to Rs. 43,033. Abkár.

14. The births and deaths registered during the year numbered, respectively, 3,877 and 7,462 as against 4,270 and 3,005 in the previous year. The heavy mortality during the year was due to the severe epidemic of influenza. Vital statistics.

15. The number of medical institutions was 8 as in the previous year. The total cost of maintenance was Rs. 14,665 as against Rs. 16,765 in the previous year. Medical relief

16. The number of schools fell from 80 to 76 and that of pupils from 3,995 to 3,732, of whom 514 were girls. The expenditure decreased from Rs. 33,728 to Rs. 37,130. Education.

17. The three municipalities had an aggregate income and expenditure of Rs. 12,543 and Rs. 10,628, respectively, as against Rs. 10,566 and Rs. 10,095 in the preceding year. Municipality.

2.—SA'VANTVA DI.

Ruling Chief—Khem Savant Bhonsle alias Bápu Sáheb Ráje Bahádúr Sar Desái ; *Residence*—Sávantvádi, *Caste*—Marátha, Hindu ; *Age*—21 years ; *Is unmarried*.

Area—925 square miles ; *Population* (1911)—217,240 ; *Gross revenue based on five years' average*—Rs. 5,46,985, *Military force*—Nil, *Principal articles of production*—Rice, náchni, vari and coccoanuts ; *Manufactures*—Khuskhus, hosiery articles, gold-thread and beetle-wing embroidery, horn works, toys, lacquered ware, etc.

1. The Chief was at the front in the Mesopotamia Expeditionary Force till about the beginning of February 1919. He returned to India on 4th March on the cessation of hostility. The State continued to be under British administration. General.

2. The rainfall was 119.99 inches as against 162.95 in the preceding year. It was early and unseasonable ; consequently most of the hilly lands remained uncultivated as they were not burnt before. It did not fall sufficiently when it was necessary for transplantation and ripening of the crop, the result being that the average outturn of rice crop was only annas 6 in the rupee. Season and crops.

<p>TRIBUTARY STATES. <i>Sarantvadi and Satara Jaghurs</i> Police</p>	<p>3. The strength of the police force was the same as last year, viz., 324 of all ranks, but its cost rose from Rs. 50,533 to Rs. 55,363. The number of persons sent up for trial in connection with 140 offences investigated was 91, of whom 78 were convicted. Property valued at Rs. 3,249 was reported as stolen, of which 64.32 per cent. was recovered as against 34.13 per cent. in 1917-18.</p>
<p>Criminal justice</p>	<p>4. The ten criminal courts in the State dealt with 328 offences involving 484 persons. Of these, 183 or 53.8 per cent. were convicted and sentenced. All the 11 appeals filed were disposed of.</p>
<p>Prison</p>	<p>5. The number of prisoners confined in the State jail was 57 and the daily average 11.27. The cost amounted to Rs. 2,430 as against Rs. 2,302 last year.</p>
<p>Civil justice</p>	<p>6. Of the 2,564 suits for disposal, 1,944 were decided and 620 remained pending at the end of the year. Out of the 204 appeals before the first appellate court 156 were decided. The second appeal court decided 50 second appeals out of 63, leaving a balance of 13 at the close of the year.</p>
<p>Registration.</p>	<p>7. Out of the 1,961 documents presented, 1,958 were registered, the value of the property affected being Rs. 5,27,543. The total fee realizations amounted to Rs. 4,378 and the expenditure to Rs. 1,551.</p>
<p>Forests.</p>	<p>8. The total area under forest was 34,856 acres. The receipts amounted to Rs. 53,240 and the expenditure to Rs. 17,597, as against Rs. 37,646 and Rs. 17,753, respectively, in the preceding year.</p>
<p>Public works.</p>	<p>9. The total expenditure on public works amounted to Rs. 98,740 as against Rs. 1,03,529.</p>
<p>Revenue and finance</p>	<p>10. The receipts of the State amounted to Rs. 5,12,392 as against Rs. 5,51,956 and the expenditure to Rs. 5,61,706 as against Rs. 4,99,394 or Rs. 33,796 more than in the preceding year. The closing balance was Rs. 8,05,560, out of which Rs. 14,211 belonged to the State Provident Fund.</p>
<p>Local funds</p>	<p>11. The receipts amounted to Rs. 70,208 as against Rs. 58,809 and the expenditure to Rs. 71,889 as against Rs. 59,923. The closing balance was Rs. 36,862.</p>
<p>Vital statistics.</p>	<p>12. The total number of births registered was 7,073 and that of deaths 10,842. The birth-rate gave a ratio of 32.4 and the death-rate of 49.9 <i>per mille</i> as compared with 30.5 and 27.2 <i>per mille</i>, respectively.</p>
<p>Medical relief.</p>	<p>13. At the 8 medical institutions in the State, 32,710 patients were treated at a total cost of Rs. 21,535 as against 29,102 patients at a total cost of Rs. 20,429 in 1917-18. During the year 5,267 persons were vaccinated as against 7,101 in the preceding year.</p>
<p>Education</p>	<p>14. The total number of schools in the State was 130 or 2 more than last year and that of pupils 9,516 or 50 more than in the preceding year. The increase in the number of schools as well as in pupils was chiefly noticeable under aided schools. The total cost of the department amounted to Rs. 55,894 as against Rs. 47,610.</p>

V.—THE DECCAN.

SA'TA'RA JA'GHIRS.

<i>Ruling Chiefs</i>	<i>Residence</i>	<i>Caste.</i>	<i>Age.</i>	<i>Where educated</i>	<i>Heirs</i>
Bhavánráv Shrinivásráv <i>alias</i> Bála Sáheb, Pant Pratimdhí	Aundh ...	Deshastha Bráhma, Hindu.	51	Bombay University .	<i>Has male heirs</i>
Shrimant Málojiráo Náik Nimbálkar.	Phaltan ...	Marátha, Hindu ...	23	Rájkumár Rájkot. College,	<i>Has male heir</i>
His Highness Shankar- ráv Ohimnáji, Pant Sachiv.	Bhor ...	Deshastha Bráhma, Hindu	65	Privately ...	<i>Do</i>
Captain Fatesinhráv Sha- háji Ráje Bhonsle <i>alias</i> Bápu Sáheb.	Akalkot ...	Marátha, Hindu ...	25	Rájkumár Rájkot. College,	<i>Do.</i>
Rámráv Amritráv <i>alias</i> Aba Sáheb Daphle	Jath ...	Do. ...	34	Do. ...	<i>Has male heirs</i>

<i>State</i>	<i>Area</i>	<i>Population.</i>	<i>Gross revenue based on five years' average</i>	<i>Tribute to British Government</i>	<i>Military force</i>
			Rs	Rs	
Aundh ...	501	68,995	3 25,783	<i>Nil</i>	<i>Nil</i>
Phaltan .	397	55,996	2,20,111	9 600	<i>Nil</i>
Bhor .	925	144,601	5,25,159	4 684	<i>Nil</i>
Akalkot ...	498	89,082	4,62,045	14,592	47
Jath ...	980	78,643	2,56,956	6,400	<i>Nil</i>
Total ...	3,301	437,317	17,90,054	35,276	47

2.—SOUTHERN MARATHA COUNTRY STATES.

1. The Southern Marátha Country Agency consists of the following States:—

Name of State	Area in square miles.	Population according to the census of 1911.	Tribute to British Government.	Gross revenue based on five years' average.
			Rs.	Rs.
1. Sangli	1,112	227,146	1,35,000	11,56,230
2. Miraj (Senior)	342	80,281	12,558	3,58,449
3. Miraj (Junior)	196½	36,490	7,389	2,73,397
4. Kurundwad (Senior)	185	38,375	} 9,619	{ 1,70,978
5. Kurundwad (Junior)	114	34,084		
6. Jamkhandi	524	100,304	20,515	7,00,596
7. Mudhol	368	62,831	2,672	3,79,700
8. Ramdurg	169	36,610	<i>Nil</i>	1,49,219
Total	3,010½	616,121	1,87,753	33,79,380

2. Babu Saheb, son of Meherban Bhausaheb, Chief of Kurundwad Junior, was married Chief events, to Soubhagyawati Ramabaisaheb on the 13th July 1918.

3. During the year the rainfall was insufficient. The outturn of the crop was Season and crops. poor. There was a general scarcity of food grains and fodder. The supply of water was inadequate. The condition of the people was not good throughout the year.

4. The strength of the police fell from 1,632 to 1,620 but the aggregate cost rose Police. from Rs. 2,30,572 to Rs. 2,44,183. 558 offences were reported during the year against 522 of the previous year, and the number of persons arrested was 848 against 675 (including persons arrested during the previous year). The number sent for trial was 842 against 625, of whom 404 against 312 were convicted and 270 against 244 were acquitted or discharged. The value of property stolen and recovered during the year was Rs. 1,00,576 and Rs. 39,352 against Rs. 56,439 and Rs. 24,097, respectively. The percentage of recoveries to property stolen was 39.6 against 39.1.

5. The number of offences reported during the year was 1,599 against 1,465 Criminal justice. of the previous year. The courts dealt with 3,862 persons, of whom 979 were discharged, 1,610 acquitted, 586 convicted, 82 committed or referred, 42 died or escaped and 563 remained awaiting trial at the end of the year. Of 56 criminal appeals 44 were disposed of during the year.

6. The number of jails and lock-ups remained the same as last year, *viz.*, 27. The Prisons. number of persons confined in them was 935 against 912. The total cost of jails and prisoners was Rs. 32,041 against Rs. 22,013. There were in all 12 deaths reported in the jails.

7. The total number of suits for disposal was 5,716 against 5,589 of the previous Civil justice. year. Of these 3,620 against 3,182 were disposed of, leaving 2,096 against 2,407 suits to be decided. Out of 3,436 applications for execution of decrees, 2,463 were disposed of, leaving a balance of 973 at the end of the year. The number of civil appeals for disposal was 702 against 759, of which 404 against 453 were disposed of.

8. The number of documents registered during the year was 14,655 against 11,794. Registration. The amount of fees realized was Rs. 74,116 against Rs. 54,196 and the cost of the Department amounted to Rs. 5,107 against Rs. 5,211 of the last year.

9. The total area under forests was 110,340 acres. The receipts and expenditure Forests. amounted to Rs. 34,001 and Rs. 19,960, respectively.

10. The total outlay on works of public utility amounted to Rs. 3,95,119 against Public works. Rs. 4,21,521 of the previous year.

11. The total receipts, including the balance of the past year, amounted to Revenue and finance. Rs. 81,21,047, against Rs. 83,84,846, expenditure Rs. 39,19,069 against Rs. 44,15,254 and the closing balance was Rs. 42,01,978 against Rs. 39,69,592.

12. The births and deaths numbered 17,742 and 27,049 compared with 20,200 and Vital statistics, 25,753 of the previous year. The number of deaths due to plague was 905 against 7,711 and due to cholera was 65. The number of persons vaccinated during the year was 20,569 against 21,597 of the previous year.

13. The number of dispensaries remained the same as last year, *viz.*, 27. The Medical relief. patients treated numbered 201,075 against 199,655 of the previous year at a cost of Rs. 76,245 against Rs. 75,958.

TRIBUTARY STATES.
Southern Marátha
Country States,
Sávanur and
Khairpur.
Education
Municipalities.

14. The number of schools rose from 416 to 426. The daily attendance was 15,948 against 14,209 of the previous year. The expenditure of the department was Rs. 1,94,144 against Rs. 1,76,129. The number of libraries fell from 40 to 39.

15. The number of municipalities remained unchanged, *viz*, 30. The total receipts amounted to Rs. 2,54,770 against Rs. 2,42,955 and the expenditure to Rs. 1,35,691 against Rs. 1,44,026 of the previous year.

3—SAVANUR.

Ruling Chief—Captain Abdul Majid Khan, Dilerjung Bahadur, Nawab of Savanur, *Residence*—Savanur and Dharwar, *Caste*—Pathan, Mahomedan, *Age*—28 years, *Has male heir*

Area—70 square miles; *Population* (1911)—17,909; *Gross revenue based on five years' average*—Rs. 1,11,872
Principal articles of production—Cotton, jowar, rice, wheat, betel-nut and betel-leaves (*pan*), *Manufactures*—Coarse cloth and country blankets.

- General. 1. The Nawab continues to enjoy the honour of an Aide-de-Camp to His Excellency the Governor of Bombay. He served as Officer Commanding His Excellency's Body Guard till March 1919.
- Season and crops. 2. The total rainfall for the year was 19 inches 75 cents as against 30 inches 93 cents last year. The crops suffered much for want of timely and sufficient rainfall throughout the year. The rainfall was far below the average.
- Police. 3. The police force of the State consisted of 51 officers and men. The percentage of convictions and recovery of stolen property was 85.06 and 100 as against 100 and 98.5 in the previous year. No serious crime was committed during the year.
- Criminal justice. 4. Out of 84 persons brought to trial, 20 were convicted and 64 acquitted or discharged. The Third Class Magistrate tried 40 persons, of whom 36 were convicted and 4 discharged. No cases were heard by the District Magistrate. There was no appeal against the orders of either the First Class or the Third Class Magistrate. Three persons, including two remaining from last year, were tried under Chapter VIII of the Criminal Procedure Code. Two of them were bound over while the third was discharged.
- Prison. 5. During the year 14 convicts and 22 under-trial prisoners were admitted into the jail.
- Civil justice. 6. The number of suits on the file of the Civil Court, including those pending from the previous year, was 14. Of these 6 were disposed of. There were 47 decrees for execution, of which 38 were disposed of. Three applications under the Guardians and Wards Act were received during the year. The Divan, in exercise of the powers of a mamlatdar under the Mamlatdar's Court Act, heard 3 cases. Of the 36 appeals, 12 were disposed of, in 9 of which decisions were confirmed, in 1 the decision was modified, and the remaining 2 ended in compromises. The High Court disposed of 6 appeals including 4 from the previous year. In 4, the decisions of the lower court were confirmed and in 2 they were reversed.
- Registration. 7. The number of documents registered was 354 and their value Rs. 1,23,992.
- Public works. 8. The total expenditure on public works was Rs. 47,488 as against Rs. 33,270.
- Revenue and finance. 9. The opening balance was Rs. 2,85,229. The receipts of the year amounted to Rs. 1,26,920 and the expenditure to Rs. 1,43,014, leaving a net closing balance of Rs. 2,69,135.
- Vital statistics. 10. The numbers of births and deaths were 541 and 1,485 as against 708 and 593 in the previous year. The number of persons vaccinated was 1,134 against 988 in the previous year. Plague and influenza prevailed in the State and carried away 862 souls.
- Medical relief. 11. The Savanur dispensary treated 9,204 out-door and 9 in-door patients.
- Education. 12. There were 18 schools under the management of the State as against 17 in the previous year. The expenditure incurred by the State was Rs. 11,655 as against Rs. 12,066 in the previous year.
- Municipality. 13. Savanur is the only municipality in the State. The opening balance was Rs. 9,794. Income and expenditure amounted to Rs. 8,879 and Rs. 9,597, respectively.

VII.—SIND.

KHAIRPUR

Ruling Chief—His Highness Lieut-Colonel Mir Sir Imambuksh Khan Talpur, G.C.I.E., *Residence*—Kot Diji
Caste—Talpur, Baluch, Mahomedan, *Age*—59 years, Educated privately; *Has male issues*.

Area—6,050 square miles, *Population* (1911)—233,788, *Gross revenue based on five years' average*—Rs. 20,43,273.
Military force—Imperial Service Troops 179, others 449; *Principal articles of production*—Fuller's earth, carbonate of soda, cotton, wool, grain, seeds, ghee, hides, tobacco and indigo, *Manufactures*—Cloth, leather, ivory-work, metal-work, cutlery, cotton, silk and woollen work, lacquered wood-work, glazed pottery and carpets.

- Chief events. 1. The marriage of Mir Allahdad Khan, son of His Highness' cousin, with the daughter of Mir Nawaz Ali Khan, resident of Dara Wahan, taluka Rohri, was celebrated on the 26th September 1918. His Excellency the Governor and Lady Lloyd, accompanied by the Commissioner in Sind and the Political Agent, visited the Khairpur State during the year. His Highness paid a visit to Shah Ji Bhitto, a sacred place in the Nawabshah District, on the

16th April 1919. A son was born to Mir Ghulam Raza Khan, son of His Highness' cousin Mir Ali Mardan Khan, on the 19th April 1919 and a daughter was born to Mir Ali Mohamed Khan, son of His Highness, on the 16th May 1919. His Highness lost his cousin Mir Mohamed Murad Khan during the year. TRIBUTARY STATES
Khairpur and Aden

2. The season and revenue prospects of the year were not as good as last year. Owing to want of water the kharif and rabi crops were very poor. The total area under cultivation during the year was 160,856 acres against 266,974 acres of the previous year, showing a decrease of 106,118 acres. Season and crops

3. The number of men in the State Foot Battalion was 249. There were also 4 artillery men. The Imperial Service Camel Corps escort comprised a fixed strength of three officers, 38 rank and file, 16 followers, 8 camelmen and 40 camels. The Transport Corps comprised three officers, 18 rank and file, 17 followers and 76 camelmen, and 240 baggage camels and 7 horses. Military.

4. The police force numbered 281 and the cost of the establishment was Rs. 59,370 against Rs. 60,722 in the previous year. In 607 reported offences, 704 persons were arrested and sent for trial. The percentage of convictions was 74.1 as compared with 75.96 of previous year. The value of stolen property was Rs. 25,300 as against Rs. 15,066. The percentage of recoveries was 52.16 as against 44.18. Police.

5. In the 13 criminal courts, 893 offences were reported and 1,479 persons were tried. The percentage of convictions was 52.54 as compared with 41.41 in the previous year. Criminal appeals numbered 41, of which 25 were rejected. In 7 cases decisions were upheld and in 8 modified, while 1 remained pending at the close of the year. Criminal justice.

6. In the two jails at Khairpur and Kot Diji the inmates increased by 128 to 746, the cost of maintenance being Rs. 21,054 against Rs. 19,862 in the preceding year. The total mortality in the two jails was 23 and 2, respectively. Prisons.

7. The number of civil courts decreased from 16 to 15. The number of civil suits filed was 1,251 against 1,336. Including arrears, there were 3,730 suits for disposal, of which 1,869 were decided during the year as compared with 2,282 in the previous year. Out of 205 appeals, 157 were disposed of. Civil justice.

8. The number of documents registered rose from 687 to 925 and the amount of fees realized from Rs. 5,520 to Rs. 7,709. Registration.

9. The forest revenue increased from Rs. 15,817 to Rs. 23,018. Forests.

10. The expenditure on public works amounted to Rs. 1,93,579 as against Rs. 1,37,199 in the preceding year. Public works

11. The gross revenue of the State excluding jagirs decreased by Rs. 6,72,622 to Rs. 17,90,633, and the expenditure by Rs. 2,28,313 to Rs. 18,61,418. Revenue and finance.

12. There were three hospitals and six dispensaries in the State. The number of out-door patients treated was 150,913 against 130,646 in the previous year. The cost of maintenance of these institutions increased from Rs. 22,198 to Rs. 30,754. The number of animals treated in the Sir Faiz Mahomed Veterinary Hospital at Khairpur was 13,809 against 10,316 in the preceding year. Vaccinations decreased from 6,021 to 4,868. Medical relief

13. Births numbered 740 as against 1,152 in the preceding year, and deaths 27,215 against 3,602. The birth and death rates were 3.30 and 121.61, respectively. Vital statistics

14. The number of schools during the year under report was 124 and the number of pupils was 5,200. The daily average attendance was 4,563.25. Education

VIII.—ADEN.

For details see the Annual Report of the Aden Settlement for the year ending 31st March 1919.
Area (including Perim)—80 square miles: Population (1911)—46,155; Gross revenue based on five years' average—Rs. 1,93,37,789.

1. Major-General Sir James Stewart was Political Resident throughout the year except for a brief period from 9th July to 20th August 1918 when Brigadier-General L. N. Beatty acted as Political Resident. Personnel.

2. The total number of officers and men of the land police was 407, of whom 20 were mounted. Only 63 were literate. The expenditure on the force rose from Rs. 1,20,628 to Rs. 1,33,595 of which Rs. 87,036 were borne by Government, Rs. 30,311 by the Settlement and Rs. 16,248 by the Port Trust. The whole cost of the Sheikh Othman police, amounting to Rs. 29,151, was borne by the Settlement revenues. Out of 210 persons concerned in 293 offences and sent up for trial, 170 were convicted and 39 discharged. The percentage of convictions fell from 78.54 to 77.27. The value of property stolen increased from Rs. 11,769 to Rs. 15,265, of which property worth Rs. 2,986 was recovered. The conduct of the police was fair. Five were dismissed, 16 discharged, 12 reduced and 49 were otherwise punished. The strength of the harbour police was 61 men of all ranks. Three hundred and forty-four persons were deported to Somaliland and to the interior of Arabia. Police.

3. The total number of offences reported to the magistracy was 633, including 1,045 persons, of whom 796 were convicted and 249 acquitted. The bulk of the offences were thefts, simple hurt and breaches of municipal regulations. The Sessions Court disposed

TRIBUTARY STATES.
*Aden and Condition
of the people.*

- of three cases. In two of these cases four persons were accused of culpable homicide not amounting to murder, out of whom two were sentenced to 7 years' rigorous imprisonment each. In the third case the sentence of death for murder was commuted to transportation for 7 years. There were 7 appeals, in all of which the sentences were confirmed. Of 24 cases for revision, the sentences were upheld in 9 cases, modified in 3, enhanced in one and reduced in 3. In one case the prisoner was released, while new trial was ordered in two cases. The fines imposed were refunded in two cases and reduced in two, while one case was quashed.
- Prisons. 4. The jail contained 391 male and 6 female prisoners as against 359 male and 3 female prisoners in the previous year. The daily average number of male prisoners was 88.5 and that of female 0.4. The expenditure increased from Rs. 16,051 to Rs. 22,234. The sale of articles manufactured in the jail realized Rs. 15,769 as against Rs. 11,652 in the preceding year. There was one death during the year. Six prisoners were released on the remission mark system.
- Civil justice. 5. Suits for disposal numbered 1,639, of which 1,626 were disposed of, 13 remaining pending at the close of the year as against 1,769 and 38, respectively, in the previous year. One hundred and thirteen applications for the execution of decrees valued at Rs. 66,800 were disposed of during the year. Twenty-six persons were committed to jail for non-payment of Rs. 51,929. As a result of eight appeals and 44 applications for revision, the judgment of the lower court was upheld in 32 cases, varied in six and reversed in three. Four cases were remanded for re-trial, two were rejected as time-barred and one was settled. Four appeals were pending at the close of the year.
- Registration 6. The number of documents registered increased from 288 to 327 and their value from Rs. 10,82,109 to Rs. 14,64,971. Receipts and expenditure amounted to Rs. 3,858 and Rs. 2,048 as against Rs. 3,047 and Rs. 1,595, respectively, in the preceding year.
- Municipality 7. The executive committee of the Aden Settlement performs all the functions of an Indian municipality. Receipts rose from Rs. 3,37,876 to Rs. 4,57,175 and expenditure from Rs. 3,58,279 to Rs. 3,65,788, leaving a surplus of Rs. 2,46,341.
- Public works 8. Expenditure on Imperial civil works rose from Rs. 10,543 to Rs. 58,932 and that on provincial civil works from Rs. 38,557 to Rs. 69,090.
- Revenue and finance. 9. Receipts fell from Rs. 3,32,12,831 to Rs. 3,23,92,012 and expenditure from Rs. 3,32,11,627 to Rs. 3,25,30,926, the closing balance being Rs. 3,58,941.
- Vital statistics 10. The total numbers of births and deaths were 1,067 and 2,071 as against 873 and 1,161, respectively, in the preceding year.
- Medical relief 11. Besides the military hospitals attached to the Aden Field Force there are two hospitals and three dispensaries at Aden and a small-pox hospital at Maala with an aided dispensary. The Keith Falconer Mission Hospital remained closed during 1918 also. The total number of patients treated at the various medical institutions was 31,884. Vaccinations numbered 1,017.
- Education. 12. In the five Government schools there were 408 pupils, with an average daily attendance of 319.2. The expenditure rose from Rs. 28,154 to Rs. 30,261, of which Rs. 5,000 were contributed by the Aden Settlement. The number of private schools increased from 37 to 41, but that of pupils fell from 1,907 to 1,835. The grants-in-aid paid to 31 schools amounted to Rs. 12,508. Thirty-nine boys and one girl attended two aided night schools.
- Miscellaneous. 13. Information concerning marine matters and the port trust will be found in Chapter III, concerning trade in Chapter IV, and concerning salt and excise in Chapter V of this report.

IX.—Condition of the People.

The year was a very bad one for all the States. The deficient rain was responsible for failure of crops in most of the States. The Gujارات States suffered more than others. In the Konkan and the Deccan there was a severe scarcity while the Southern Marátha States were not so hard hit. Steps were taken to ameliorate the condition of the people as well as that of the cattle, who suffered a great loss due to scarcity of fodder and water. Land revenues were suspended and test works opened where required. Much relief was rendered by private charity. Poor-houses were opened and doles given to deserving people. The health of the people also suffered immensely from the epidemic of influenza, which accounted for from two to seven times the usual mortality. The mortality among the cattle also was high.

CHAPTER II.

ADMINISTRATION OF THE LAND.

I.—Surveys.

1.—TOPOGRAPHICAL SURVEY.

During the year under report topographical survey operations were carried out in the Bijápur district.

2.—TIDAL OPERATIONS.

Tidal operations were continued at Karáchi and Bombay (Apollo Bandar and Prince's Dock). All the tidal observatories were inspected and the tide-gauges cleaned, adjusted and left in good working order.

3.—MAGNETIC SURVEY.

The magnetic observatories at Dehra Dun, Kodaikanal, Toungoo and Alibág were visited for taking magnetic observations for the comparison of instruments.

4.—REVENUE SURVEYS.

1. The Gujarát field party consists of ten men, most of whom were on deputation Northern Division, on settlement (including classification and theodolite) work, on preparation of Akarbands of Mátar and Mehmedabad tálukas, and on verification of B. B. & C. I. Railway lands. Only three men were available for general survey work and they measured 122 acres in 21 survey numbers and classified 3,005 acres in 369 survey numbers. They also verified encroachments in 160 survey numbers and boundaries in 31 villages. The Thána field party consisted of three hands, of whom one was deputed as head surveyor in Kalyán city survey. One man was employed on verification of the Daman frontier and on important measurement work. The third man was employed on the survey of the lands of the village of Arnála. Exclusive of the man deputed to Kalyán as head surveyor, this party measured 225 acres in 99 survey numbers and classified 835 acres in 156 survey numbers. The Central Record office staff at Ahmedabad corrected survey records in 841 cases and disposed of 6,077 miscellaneous cases. Three thousand two hundred and eighty correction cases were, after scrutiny, referred back to various officers for further enquiry. This staff also prepared *Kanjasti Patráks* due to permanent remission of himáyat assessment in 54 villages of Broach and Surat districts. One clerk was employed on preparation of Akarbands of Mátar and Mehmedabad tálukas, and one on the reconciliation of abstracts of village form I with those of Akarbands. The Gujarát field party surveyors joined this office in the monsoon to do their own recess work and to help the ordinary establishment as far as possible. The Thána district survey office staff corrected survey records in 348 cases and disposed of 1,994 miscellaneous cases. The staff was also employed on reconciliation of abstracts of village form I with those of Akarbands. One surveyor from the pôt hissa party was engaged in this office for correcting survey records due to measurement of pôt hissas. He disposed of 113 cases affecting 134 villages.

2. The Central Division field party consisting of 16 measurers and classers was Central Division, engaged from 1st August to 28th November 1918 on recess work of the 5 inám villages of the Purandhar táluka surveyed last year. From 25th November they were put on field work of the survey of inám villages of the same táluka. They completed the survey of 1 inám village partly done last year, and of three more villages, and partly surveyed 6 inám villages. This survey is conducted on the minor triangulation system with measurement of survey numbers and pôt hissas by plane table on the triangulated foundation, except in the case of 2 villages which are being done on the partial system which consists of a percentage test of original survey done previously. Up to date 9 villages have been completely surveyed and classed and 6 partly surveyed. The party deputed for the survey of Miraj Junior State did recess work of 8 villages of Gudgeri táluka after which the party was disbanded as survey work in the state was completed. All the district survey offices in the Central Division except two worked satisfactorily. The offices at Poona, Sátára, Nagar, Násik and Sholápur had, in addition to their ordinary work, to carry out corrections in survey papers due to mistakes in calculation of area noticed at the time of pôt hissa survey. Those offices were given temporary help of a special phálni kárkún. In the East Khándesh district survey office this work is done by the permanent staff. The district survey office, Poona, was given the temporary help of a special kárkún for correcting survey records of lands converted to building sites round about Poona. Similar help was given to the district survey office, Sholápur, for correcting the survey records of lands acquired for the extension of Nira Right Bank Canal, Poona, Purandhar Road and Bársi Light Railway. In the district survey office, Sátára, four measurers were employed in correcting survey

records owing to redistribution on a geographical basis of the scattered lands of eight fort villages. At the time of inspecting the records of the district survey offices of Sholapur and Sátara certain field books were found torn and eaten by white ants. Steps have been taken to get these records repaired or recopied. All the district survey offices were engaged during the year in reconciliation of abstracts of village form I with the abstracts of Akarbands in the district survey offices. This work has been completed in all the offices. The tab system introduced in all the offices is working well. It has secured proper control and punctual disposal of measurement and classification work in these offices.

Southern Division.

3. The Southern Division field party consisted of 36 surveyors, 6 learners and one clerk. Most of the staff was employed on pôt hissa and city surveys, and the survey of Biwalkar jáhágir villages in Kolába district. Two surveyors were employed for two months on the survey of the lapsed inám village of Yedihalli in the Parasgad taluka. The survey of the villages of the Desai of Parma was discontinued on the request of the Desai. Five surveyors were sent to Belgaum and Dhárwár districts for disposal of measurement work. Four learners were trained in theodolite, classification and plane table work by attaching them to the parties surveying the village of Yedihalli and the villages of Biwalkar jáhágir. Two learners were trained in city survey work in the Dhárwar City survey. In the rainy season some surveyors were attached to the district survey offices of Belgaum, Dhárwár, Kánara and Ratnágiri to assist in the disposal of ordinary recess work, and the others were employed on pôt hissa survey recess work with the exception of one who was employed in the office of the Superintendent of Land Records. The six district survey offices in the Division worked well during the year. They opened the year with 1,313 cases in hand. Nine thousand four hundred and twenty-nine cases were received during the year and 9,619 cases were disposed of, leaving a balance of 1,023 cases which will be cleared off in the rains. During the year the influenza epidemic which took a heavy toll of the staff seriously hampered work in all the offices. In Bijapur and Dhárwár the work practically came to a standstill for some time. Besides the ordinary work of these offices the staff was employed on tallying the abstracts of village form I with the abstracts of Akarbands. This work has been completed in all offices except for a few villages causing special difficulty.

Sind

4. During the year one field survey party was organized for measurement and demarcation of Bhal lands in Shahbandar taluka of the Karáchi district. The area surveyed by this party was 13,885 acres. Demarcation of the eastern portion of the boundary between Sind and Bháwalpur State was also undertaken during the year.

5.—CITY SURVEYS.

Northern Division.

1. The city surveys of Kalyán, Umreth and Kapadvanj were in progress. In Kalyán the survey and enquiry is nearly finished. In Umreth survey and enquiry is in progress, while in Kapadvanj survey is in progress and enquiry is not yet taken up. Revision of the city survey of Ahmedabad was in progress. More than one-third of the survey work was completed when on the 11th of April all the records and maps were burnt during the disturbances in Ahmedabad. This city will have to be surveyed afresh. Maintenance of the city surveys of Viramgám, Godhra, Anand, Bándra and Thána was taken up. That of Nadiád and Borsad is not yet commenced as the maps are not yet printed. Sanads of Thána and Anand have been prepared and those of Nadiád and Borsad are under preparation. Survey fees will shortly be collected. Maintenance of existing city surveys was duly carried on. Record of rights in the 15 surveyed village sites of Broach and Surat districts is being maintained. This work is found satisfactory. Sanads for the village sites surveyed in Broach have been prepared and survey fees are being collected.

Central Division

2. The city survey of Yeola started last year was completed. At Sátara the survey has been completed and enquiry is in progress. Surveys of the towns of Amalner and Pandharpur and of the area within suburban municipal limits of Poona were started. Traverse work in the first two places is in progress. In Poona suburban municipal limits the survey has been completed. For the cities recently surveyed maintenance establishments have been appointed and maintenance is in progress. In Poona and Násik city surveys sanads have been prepared and fees are being collected. The city survey maps of Bhusával, Sholapur, Násik and Igatpuri have been traced.

Southern Division.

3. The revision of the city survey of Dhárwár was taken in hand. Survey work is in progress. An enquiry officer has also been appointed. Maintenance of the city surveys recently done is going on satisfactorily everywhere except in Gadag where the original survey work was found to be defective and is being revised. Maps of the original Gadag city survey have been printed and those of Belgaum are nearing completion.

Sind.

4. The survey operations in connection with the town of Shikárpur which commenced in the year 1915-16 ended during the year. After completing the work of measuring and inquiring regarding the ownership of properties, house valuation and sanad writing work was carried out and finished during the year. The total number of properties measured and enquired into was 16,215.

2.—Settlements.**1.—SURVEY SETTLEMENTS.***1.—Presidency proper.*

1. Revision settlement report of one inám village was prepared and is now under Northern Division consideration. The survey of the villages of the Thákor Sáheb of Limbdi was completed except for putting a few boundary marks. Revision settlement of the Dhandhuka táluka and jama settlement of the tálukdári villages of the Dhandhuka and Dholka tálukas of the Ahmedabad district and revision settlements of Dholka, North Daskroi and South Daskroi tálukas of Ahmedabad were taken in hand during the year.

2. Proposals for the settlement of four inám villages of Tásgaon, Wái and Koregaon Central Division. tálukas of the Sátára district were submitted. Of these, the proposals for three inám villages were sanctioned and the settlement rates introduced. For the fourth village of Sáp in Koregaon táluka fresh proposals have to be submitted when the whole táluka comes up for revision shortly. Revised Akarbands for the tálukas of Taloda, Shaháda and Shirpur in West Khándesh, Chopda in East Khándesh, and Tásgaon in Sátára, and for nine villages of Sirur táluka in Poona, one village of Tásgaon in Sátára and one of Pandharpur in Sholápur were prepared. Proposals for settlement for the Kuroli and Gudgeri tálukas of the Miraj Junior State were prepared and were sanctioned by the State and on their request Akarbands of these tálukas were also prepared. Government sanctioned the revision settlement proposals of the Dhulia táluka of the West Khándesh district and of Amalner and Párola tálukas of the East Khándesh district. The revised rates are to be introduced next year. Revision settlement proposals of the Khed táluka of the Poona district are under consideration of Government. Revision settlement proposals for the Shrigonda, Nevása and Ráhuri tálukas of the Ahmednagar district and for the Erandol táluka of the East Khándesh district were under consideration.

3. During the year Government sanctioned the revision settlement proposals of Southern Division Belgaum and Khánápur tálukas and original settlement proposals for one inám village in Navalgund táluka of Dhárwár, and the new rates were introduced in these villages.

2.—Sind.

Revised irrigational settlements were not introduced in any táluka in Sind during the year 1918-19.

2.—ALIENATION SETTLEMENTS.

Information under this head is not given for this year for want of materials under the orders of Government.

3.—Waste Lands.

The following table shows the variations in the area under cultivation in the past two years:—

District.	1917-1918.			1918-1919		
	Total culturable area.	Occupied.	Balance culturable waste.	Total culturable area.	Occupied.	Balance culturable waste.
<i>Northern Division.</i>	Acres.	Acres	Acres.	Acres.	Acres.	Acres.
Ahmedabad	1,531,459	1,390,637	140,822	1,537,171	1,406,716	130,455
Kaira	532,802	518,861	13,941	536,261	523,081	13,180
Panch Maháls	547,012	468,579	78,433	546,239	468,094	78,195
Broach	498,357	471,420	26,937	498,472	472,099	26,373
Surat	792,994	668,051	124,943	793,386	668,274	125,112
Thana	953,464	886,029	67,435	953,181	887,295	65,886
Total ...	4,856,088	4,403,577	452,511	4,864,760	4,425,559	439,201
<i>Central Division</i>						
Ahmednagar	2,614,038	2,573,698	40,340	2,614,372	2,573,970	40,402
East Khándesh	1,871,008	1,804,090	66,918	1,871,487	1,804,953	66,535
West Khándesh... ..	1,597,477	1,416,652	180,825	1,593,705	1,423,911	169,794
Násik	2,558,234	2,484,724	73,510	2,556,609	2,482,777	73,833
Poona	1,927,741	1,913,243	14,498	1,927,429	1,913,171	14,258
Sátára	1,427,136	1,401,911	25,225	1,426,938	1,402,209	24,728
Sholápur	2,335,240	2,323,477	11,763	2,369,312	2,355,939	13,373
Total ...	14,330,874	13,918,395	412,479	14,359,852	13,956,930	402,473

District.	1917-1918.			1918-1919.		
	Total culturable area.	Occupied.	Balance culturable waste	Total culturable area.	Occupied.	Balance culturable waste.
<i>Southern Division.</i>						
	Acres.	Acres.	Acres.	Acres.	Acres.	Acres
Belgaum	1,222,585	1,149,027	73,558	1,222,685	1,149,157	73,528
Bijápúr	2,220,164	2,170,891	49,273	2,223,255	2,173,715	49,540
Dhárwár	1,652,792	1,604,344	48,448	1,655,969	1,604,052	51,917
Kánara	382,809	340,037	42,772	383,105	338,884	44,221
Kolába	746,295	722,559	23,736	745,864	722,811	23,053
Ratnágiri	1,609,891	1,600,388	9,503	1,610,047	1,600,879	9,168
Total ...	7,834,536	7,587,246	247,290	7,840,925	7,589,498	251,427
<i>Sind.</i>						
Hyderabad	2,023,093	1,101,743	921,350	2,020,955	1,080,687	940,268
Karáchi	1,964,509	723,942	1,240,567	1,954,540	689,232	1,265,308
Lárkána	2,089,369	1,274,236	815,133	2,071,440	1,174,978	896,462
Sukkur	1,621,755	770,621	851,134	1,621,987	747,232	874,755
Thar and Párkar	4,120,685	2,279,928	1,849,757	4,127,212	2,172,652	1,954,560
Upper Sind Frontier	1,188,062	935,242	252,820	1,181,636	899,588	282,048
Nawábsháh	1,610,442	1,217,617	392,825	1,600,506	1,178,267	422,239
Total ...	14,626,915	8,303,329	6,323,586	14,578,276	7,942,636	6,635,640

4.—Land Records.

1.—PRESIDENCY PROPER.

General.

1. The Land Records staff was, as of recent years, assisted by large temporary parties of surveyors. In the Northern Division the measurement of sub-divisions was drawing to a close and the staff was not so large as in the Central or Southern Division. The staff supervised the record of rights, carried out pot-hissa, city surveys and surveys of *inám* and Native State villages, assisted in settlement work and kept all survey records corrected up to date. It was also employed in the maintenance of city and sub-division surveys.

Training classes.

2. There were no junior Civilians to be trained in survey and settlement matters during the year. One Probationary Deputy Collector in the Northern Division and one in the Southern Division were trained by the respective Superintendents of Land Records in survey and settlement matters. An officer of the Provincial Service in His Exalted Highness the Nizam's Government was also trained in survey and settlement matters by the Superintendent of Land Records, Southern Division. On account of financial stringency no classes were held for the training of circle inspectors. In the Northern Division the talátis of Anand and Párdi were trained in plane table survey. In Anand taluka the talátis could do no measurement work as they were busy on famine work. In the Central Division the talátis of the Haveli and Ráhuri talukas and Mulshi peta were trained during the year in measurement, as the work they did last year was found not to be accurate. This year they did not do any measurement work. In the Southern Division, the talátis of Bankápur, Hublí and Gadag talukas, trained in measurement work last year and the year before, measured 1,487 sub-divisions. From other reports received by Government it would not appear that the method of entrusting this measurement work to talátis is likely to be attended with general success.

Record of Rights.

3. The re-writing of the record of rights had to be postponed in the following cases— In one circle of the Bassein taluka and in two circles of the Murbád and Umbergaon talukas of the Thána district, in the Godhra, Kálol and Hálol talukas of the Panch Maháls district and in all talukas of the Ahmednagar and East Khándesh districts on account of the bad season; in the Mehmádad and Mátar talukas of the Kaira district, in the Dohad and Jhálod talukas of the Panch Maháls district, in the Junnar, Khed, Ambegaon and Dhond talukas of the Poona district and in the Khed taluka of the Ratnágiri district pending sub-divisional surveys; and in the Belgaum, Khánápur and Hukeri talukas of the Belgaum

district pending the introduction of the second revision settlement. The progress of re-writing of the record of rights was as follows:—

District.	Táluka.	Villages.
Thána	Mokháda	.. Khandála circle.
	Sálsette	.. Khairane "
	Bhiwandi	.. Angaon "
		.. Bhiwandi " 25 villages.
	Dáhnú	.. Chinchani "
	Sháhápur	.. Gholwad " 43 "
		.. Kinoli "
	Umbergaon	.. Umbergaon "
Kaira	Murbád	.. Nargol " 9 "
	Máhim	.. Murbád " 8 "
	Kapadvanj	.. Safála and Chahede, 2 "
	Thásra	.. Whole tálukas.
	Borsad	.. Government villages
	Anand	.. Inám villages.
West Khándesh	Nadiád	.. 2 villages.
	Taloda	.. 81 "
Násik	Báglan	.. 138 "
Sátára	Mán	.. 35 "
Poona	Koregaon	.. 71 " of Kothrud circle.
Belgaum	Haveli	.. 3 "
	Gokák	.. In progress
Bijápur	Sindgi	.. Whole táluka.
	Bágalkot	.. Do.
Dhárwár	Kaighatgi	.. Do.
	Bankápur	.. Do.
Kánara	Ankola	.. Do.
	Honavar	.. Do.
Kolába	Mángaon	.. 40 Government villages.
	Karjat	.. Whole táluka.

The record was prepared for the first time for four inám villages in the Niphád táluka and one village in the Peint táluka of the Násik district; for two villages in the Hukeri táluka and one village in the Chikodi táluka of the Belgaum district; and for one village in the Sindgi táluka of the Bijápur district. The record was re-written according to the Maxwell Inversion System in the Honávar táluka. The record was prepared in the Thána and Bándra and Godhra city survey areas. It was also prepared in Viramgám, Nadiád and Borsad city survey areas but remained to be declared. In the Central Division the record was prepared in the Yeola city survey area and was being prepared for the Sátára city survey. In the Southern Division the record was introduced in Belgaum, Byádgi and Bágalkot city surveys.

4. This work consisted of (1) general measurement of all sub-divisions, for the first time, carried out by temporary parties of surveyors and (2) measurement of new sub-divisions as they occur, carried out as detailed below:—

In the Northern Division owing to famine the measurement of sub-divisions in North Gujarát had to be stopped, and the temporary parties employed on it reduced. Only one party of 12 men, one nimitandár and one head surveyor were put on the measurement of sub-divisions in the suburbs of Ahmedabad. There were 19 villages and parts of three villages to be surveyed together with the survey of the village sites. This area was not comprised in the city survey of Ahmedabad and certain of its suburbs, and the object of surveying it was to secure a continuous map of the whole tract. The work is being done on the minor triangulation system. Theodolite work was done last year in five villages, and this work has now been finished in the remaining villages. Plane table measurement was done last year in one village. This year it was completed in 14 villages, and three villages were partly done. Four villages now remain to be done. As regards the village sites, three were surveyed during the year. In all 5,253 fields of 12,302 acres were surveyed. During the monsoon the Gujarát parties completed the recess work of 28,150 sub-divisions in 106 villages of Kálol and Hálol tálukas of the Panch Maháls district. Recovery statements for Rs. 26,718-2-6 were sent to the tálukas concerned. Only Rs. 1,162-9-0 were recovered, the rest being suspended on account of famine. In Thána the year was opened with four parties of 8 men each and a nimitandár, under a head surveyor. The work was done exclusively by plane table. As usual the revision of record of rights was done along with the measurement of sub-divisions. They measured 33,592 sub-divisions in 87 villages and examined 40,809 entries in the record of rights. The cost per sub-division came to 10 annas 8 pies as against 14 annas 3 pies in the previous year. Recovery statements for Rs. 23,265 were sent to the tálukas concerned. Recoveries of Rs. 24,444 were made. This included arrears of last year. The measurement of new sub-divisions arising after the measurement of original sub-divisions was done by special measuring circle inspectors together with other measurement work in the Broach, Surat and Thána districts. In Broach 2,981 sub-divisions were measured by 6 men, in Surat 4,492 by 5 men and in Thána 1,393 by 4 men. In the Ahmedabad and

Panch Maháls districts there were not so many new *hissas* and the work was done by the ordinary circle inspectors. In Kaira this work was postponed on account of famine. In the Central Division at the close of the previous year there were 22 field parties of 238 hands and one head-quarter party of 25 hands. One field party of 10 men was abolished. The other 21 field parties and the head-quarter party were put on the recess work of distributing assessment over sub-divisions measured during the last fair season. In November, owing to the deputation of measurers on city survey and famine work, 2 more field parties were abolished. Out of the remaining 19 field parties three parties were stationed at head-quarters to clear off the arrears, of recess work. One of these three parties was abolished at the end of December. Thus, in addition to the regular head-quarter party, 2 other parties remained at Poona to clear off the arrears of recess work and 16 parties took the field. Eight parties were sent to the Sátára district in charge of the survey *mámlatdár* and 8 to the Násik district in charge of the additional survey *mámlatdár*. One of the Násik parties was abolished by the end of March. Thus, owing to famine and war conditions 15 field parties and 3 head-quarter parties consisting of 207 hands in all worked till the close of the year. All the field parties worked with plane tables. Chain and cross staff were used in exceptional cases occurring mainly in difficult hilly parts. They measured 189,578 sub-divisions in 412 villages. Assessments were calculated on 268,586 sub-divisions. Demand statements for Rs. 92,957 were issued, but as Government sanctioned war allowance for these sub-division measurement parties, the statements were called back to include this expenditure in the demand. The total demand due for collection was Rs. 128,253. Rs. 62,115 were recovered during the year. The arrears were chiefly due to famine conditions, owing to which the collection of fees was postponed in several *tálukas*. Bonus of Rs. 3,616 was earned by the parties for work done in excess of the prescribed scale. Two *nimtandárs* were reduced for slack supervision. Promotion of one measurer was stopped for a year for bad work and one was dismissed for repeated breaches of discipline. The average cost of measurement per sub-division was 3 annas 3 pies and for recess work 3 annas 8 pies per sub-division. This was exclusive of war allowance. In addition to the above parties, a special party of nine hands and one *nimtandár* was engaged in the East Khándesh district under the supervision of the District Inspector of Land Records for measuring new sub-divisions which had been formed after the original sub-division measurement work was completed. This party measured 6,147 sub-divisions in 53 villages of Jalgaon and calculated assessments on 3,750 sub-divisions of 118 villages of Bhusával. The average cost per sub-division measured was 7 annas 10 pies and 3 annas 2 pies per sub-division for calculation of assessment. As the original measurement of sub-divisions in this district was done by chain and cross staff, the new sub-divisions are measured by the same method. Plane table was used for measuring the survey numbers which had no sub-divisions formerly. Special measurers were engaged in Sholápur, Ahmednagar, Poona, Násik and West Khándesh for measuring new sub-divisions. Six thousand one hundred and fifty-four sub-divisions were measured in 251 villages and assessments were calculated on 8,314 sub-divisions of 241 villages. The work was done generally by plane table. In Sátára the original work was still going on. Another special party of three surveyors was engaged on a complete survey of all lands within three miles from the boundaries of the present Deoláli Cantonment in Násik district. This work was being done on the minor triangulation system. Triangulation of eight villages was finished and of one village half done. Plane table measurement of one village was completed. The party measured 935 properties, 769 survey numbers and 694 sub-divisions. In the Southern Division there were 12 parties of 95 hands in the Konkan. Two parties were employed throughout the year on recess work, and the preparation of *kamjásti patraks* of three *tálukas* of Ratnágiri and two *tálukas* of Kolába. The Ratnágiri *tálukas* were finished and the Kolába *tálukas* were nearing completion. Ten field parties took the field in December and measured 46,605 sub-divisions in 21 villages of the Deogad and Khed *tálukas* of the Ratnágiri district. The work was done by plane table, and was combined with re-writing of record of rights. The cost per sub-division comes to about 14 annas. Demand statements for Rs. 13,118-2-3 for the Rájápur *táluka* of the Ratnágiri district and for Rs. 188-8-0 for the village of Diksal in Karjat *táluka* of Kolába district were sent during the year. In Ratnágiri Rs. 8,587-6-8 were recovered, leaving a balance of Rs. 7,797-13-10, and in Kolába Rs. 1,634-3-5 were recovered, leaving a balance of Rs. 442-2-7. Owing to adverse economic conditions the recoveries were suspended in some villages. In the Karnátic 10 parties were at work, of which one was abolished in May. They measured 101,415 sub-divisions in 165 villages of the Hukeri, Chikodi and Athani *tálukas*. In the Karnátic, the measurement of sub-divisions was completed except for about 5,000 sub-divisions in the Athani *táluka*. All work was done by plane table and was combined with the re-writing of record of rights. The total cost per sub-division came to about 8 annas. The cost rose on account of the grant of war allowance. Demand statements for Rs. 50,510 were sent to the respective *tálukas*. Of the last year's arrears Rs. 1,294 were recovered in Dhárwár, Rs. 156 in Bijápur and Rs. 10,531 in Belgáum, leaving balances of Rs. 72 and Rs. 7,330 in Dhárwár and Belgáum, respectively. The accounts for Bijápur required some clearing up. For the measurement of new sub-divisions 3 field party surveyors were sent to Belgáum. They measured 1,805 new sub-divisions and also disposed of 226 other measurement cases. Two field party surveyors were sent to Dhárwár. They disposed of 92 other measurement cases. Another special party of 8 men under a *nimtandár* was

employed in Dhárwár for measuring new sub-divisions. They measured 6,780 sub-divisions only, as field work did not start till January. In Bijápur the work was left to the ordinary staff. The original work had not been begun in Kánara.

2.—SIND.

1. One Probationary Deputy Collector and three mukhtyárkars attended the four Training classes. weeks' survey class, all of whom were granted the usual certificates. Only one graduate from the Nawábshah district was deputed for the survey training course of three months. He was examined at the end of the course and declared to have passed the test. The survey examination of untrained tapádars was held during the year. Eight candidates appeared at it and five of them passed. No final examination of the Tapádars' Training School students took place during the year.

2. During the year the record of rights was introduced in the nine dehs of the Rohri ^{Record of Rights.} táluka and in the newly constituted deh of Mirpur Mathelo táluka of the Sukkur district referred to in previous year's report. The record of rights was promulgated in the Nawábshah town and in the four partly alienated dehs of the Sinjhoró táluka of the Nawábshah district. The record was due for re-writing in the Manjhand Mahál of the Karáchi district; in the Mirpurkhás and Nára Valley (except táluka Pithoro) sub-divisions, and in 8 dehs of the Mithi and Diplo tálukas of the Thar and Párkar district; in the Hála, Hyderabad and Badin tálukas of the Hyderabad district; in the Sehwan, Dadu and Johi tálukas of the Lárkána district; in the Nawábshah, Sinjhoró and Sakrand tálukas of the Nawábshah district; and in the Jacobabad táluka of the Upper Sind Frontier district. The work was however actually carried out only in the Manjhand Mahál of the Karáchi district. The re-writing was postponed in the desert sub-division of the Thar and Párkar district owing to the small number of mutations and in the Mirpurkhás and Nára Valley sub-divisions of the Thar and Párkar district and the Sakrand táluka of the Nawábshah district, owing to the fact that proposals for revision settlements were under investigation. Re-writing was commenced in the two tálukas first named above of the Hyderabad district and the three tálukas of the Lárkána district, and is reported to be still in progress. In the Nawábshah táluka it was considered unnecessary owing to the small number of mutations. In the Sinjhoró táluka the work was begun during the year under report, but it could not be completed on account of the abnormally large number of mutations due to the heavy mortality from influenza. The same reason led to the postponement of the work of re-writing the record in the Badin táluka of the Hyderabad district. The re-writing of the record of Jacobabad táluka of the Upper Sind Frontier district has been postponed until the revision of the settlement which is to be undertaken during the cold weather of 1919-20. The re-writing work in the eight tálukas of the Lárkána district referred to in the previous year's report was completed during the year under report.

3. The total number of cases in which acquisition of rights was not reported during the year was 1,362 and the fine imposed aggregated roughly Rs. 3,650. The work of measuring ^{Sub-division measurement -} fresh sub-divisions of survey numbers is up to date, and it was done by the village establishments as a part of their ordinary duty.

5.—Wards' and other Estates.

For details see the Report of the Tálukdári Settlement Officer, the Report on the Administration of Incumbered Estates in Sind and the Reports on the Administration of Minors' Estates and of the Estates under the management of the Court of Wards for 1918-19.

I.—ESTATES IN CHARGE OF THE TA'LUKDA'RI SETTLEMENT OFFICER.

1. The Tálukdári Settlement Officer is responsible for the collection of *jama* and *takávi* in all tálukdári villages of the Ahmedabad district and is also in revenue charge ^{Revenue administra- tion.} of them. The *jama* due for collection, including past arrears, was Rs. 4,12,558, of which Rs. 65,054 were recovered and Rs. 2,088 remitted, the balance of Rs. 3,45,416 being left for future collection. *Takávi* was granted to the extent of Rs. 12,74,337 and Rs. 5,543 were recovered during the year. Collections of *jama* and *takávi* are less than last year's on account of the famine.

2. A list of all estates under the management of the Tálukdári Settlement Officer is ^{Classification of estates under management.} given below :—

Serial No.	Authority under which managed.	Number of estates.
1	Court of Wards Act	22
2	Guardians and Wards Act	8
3	Civil Procedure Code, schedule 3, paragraph 7	8
4	Civil Procedure Code, order 40, rule 5	5
5	Gujarát Tálukdárs' Act, section 26	1
6	Gujarát Tálukdárs' Act, section 28	149
7	Land Revenue Code, section 144	24
8	For loan and <i>takávi</i> debts to Government—	
	(i) Formerly managed under Act VI of 1862	4
	(ii) Others	13
9	On behalf of creditors	3
10	Miscellaneous	2
	Total	239

- Collection of revenue in managed estates. 3. Including arrears of past years the total rental demand of estates under management during the year was Rs. 5,29,474, of which Rs. 1,17,238 were collected and Rs. 13,511 were written off, leaving a closing balance of Rs. 3,98,725. The amount of Rs. 13,511, shown as written off, includes not only remissions granted to tenants but remissions and adjustments granted to *tálukdárs* on account of *gharkhed* or "home farm" lands given to them for maintenance, etc. The famine year accounts for the lowness of recoveries.
- Settlement and liquidation of debts. 4. As regards debt settlement practically no progress was made during the year, owing to the abolition of the post of Debt Settlement Officer and other causes. Besides, there was little opportunity for settling debts owing to the severe famine which swallowed up all available balances. Similarly the liquidation of debt was retarded by the famine, although instalments were duly paid up wherever the balances allowed of it. There were 53 *darhhásts* at the beginning of the year and 9 were received during the year. Out of these, 12 were returned to the Court, leaving 50 at the close of the year. Rs. 678 were paid to the judgment creditors. The balance of decretal debt at the end of the year was Rs. 1,30,062.
- Estates attached under the old Incumbered Estates Act. 5. Some estates originally taken under management under Act VI of 1862, though formally released by the operation of the clause limiting management to 20 years, have still remained under management for the recovery of debts due to Government. Out of the 5 estates shown under management at the close of last year, one was released at the beginning of the year, the debts being fully paid up. There were no repayments during the year on account of famine. Rs. 58,993 remained due to Government at the close of the year.
- Loans 6. Permission to borrow money under section 31 of the Gujarát *Tálukdárs'* Act was granted to the extent of Rs. 67,979 during the year. The demand for loans, both Government and private, was heavy owing to the severity of the famine.
- Partition 7. There were 8 partition suits in the beginning of the year. One new suit was brought during the year. One was disposed of. Eight suits therefore remained at the close of the year. Other partition suits could not be taken up owing to pressure of famine work, and the addition of the Dhandhuka *pránt* charge.
- Survey and settlement 8. During the period of 4 years and 8 months from 1st December 1914, on which date special establishment was entertained for the purpose of revising the settlement registers, to 31st July 1919, 82,300 entries in the settlement registers of *Sánand*, *Dholka*, *Gogha* and *Virangám* *tálukas* in the *Ahmedabad* district and of all *tálukas* in the *Panch Maháls* were fully completed, and 29,600 entries in the *Sánand*, *Dholka*, *Gogha*, *Virangám* and *Dhandhuka* *tálukas* in the *Ahmedabad* district and of *Mátar* *táluka* in the *Kaira* district were partly completed. During the year about 17,000 entries were done. The office work of 29,600 entries and the full work of 69,200 entries still remain to be done in the *Ahmedabad* district.
- Education. 9. The *tálukdári* hostel at *Dhandhuka* worked well during the year. There were 29 *kumárs* in the hostel at the close of the year.

2.—INCUMBERED ESTATES, SIND.

- Estates managed by district officers. 1. There was no estate under the management of a district officer during the year.
- Estates under the Manager, Incumbered Estates 2. The number of estates under the Manager, Incumbered Estates in *Sind*, at the commencement of the year was 243. Seventeen new estates were taken under management and 49 released, leaving 211 at the close of the year. The balance at the credit of the estates at the beginning of the year was Rs. 1,05,980 to which receipts amounting to Rs. 7,31,151 were added. Out of the total of Rs. 8,37,131, Rs. 7,63,109 were spent, leaving a balance of Rs. 74,022 at the end of the year. The chief items of expenditure were. Rs. 20,085 in liquidation of loans, Rs. 2,51,006 in liquidation of private debts, Rs. 6,503 for cultivation expenses, Rs. 1,56,095 for Government assessment, Rs. 88,390 for maintenance, Rs. 1,29,690 for miscellaneous expenses, and Rs. 47,327 for management expenses for 1917-18. Rs. 50,400 were also paid in advance for management expenses for 1918-19 and Rs. 13,613 for refunds of produce. At the close of the year Rs. 11,415 were due to Government on account of *takávi* loans and Rs. 39,756 on account of private loans.

3.—ESTATES MANAGED BY COLLECTORS.

Information under this head is not given for this year for want of materials under the orders of Government.

6.—Revenue and Rent-paying Classes.

Information under this head is not given for this year for want of materials under the orders of Government.

CHAPTER III.—PROTECTION.

For—

Legislative Authority,

See—

General Administration Report for 1911-12, part II, pages 115—118.

I.—Course of Legislation.

1. In the period between the 1st April 1918 and 31st March 1919, nine acts were passed ^{Acts passed.} by the Legislative Council of the Governor of Bombay, and after receiving the assent of their Excellencies the Governor and Governor General were published in the *Bombay Government Gazette*.

The Acts were as follows :—

- (1) Act No. II of 1918 (An Act to restrict the increase of rent in the Presidency of Bombay).
- (2) Act No. III of 1918 (An Act to declare the law in force in certain territory ceded for the purposes of the B. B. & C. I. Railway).
- (3) Act No. IV of 1918 (An Act further to amend the Bombay Medical Act, 1912).
- (4) Act No. V of 1918 (An Act to amend temporarily the Karachi Port Trust Act, 1886).
- (5) Act No. VI of 1918 (An Act to disqualify certain aliens from being members, and from voting at elections of members, of certain local authorities in the Presidency of Bombay).
- (6) Act No. VII of 1918 (An Act to restrict the increase of rent of small premises in the Presidency of Bombay).
- (7) Act No. VIII of 1918 (An Act further to amend the City of Bombay Municipal Act, 1888).
- (8) Act No. IX of 1918 (An Act further to amend the Bombay District Police Act, 1890).
- (9) Act No. I of 1919 (An Act to provide for the control of dealings in cotton in the Presidency of Bombay).

2. The Bombay Rent (War Restrictions) Act, 1918, was necessitated by the abnormal conditions created by the war. The exigencies of war caused an influx of population, both military and civil, into certain localities and the supply of accommodation did not keep pace with the demand. This caused a great increase in rents in certain places. The absence of restrictions on the raising of rent in the City of Bombay and certain other places in the Presidency had produced conditions rendering the legislation essentially necessary and urgent.

The Act to declare the law in force in certain territory ceded for the purposes of the B. B. & C. I. Railway was enacted, because Bombay Act I of 1862 which was passed to bring under the law in force in the Presidency of Bombay certain territory ceded by His Highness the Gaikwar of Baroda for the purposes of the B. B. & C. I. Railway, did not apply to lands ceded *since* 4th April 1862. Legislation was therefore necessary to determine the jurisdiction over, and the law applicable to, lands ceded since that date.

The Bombay Medical (Amendment) Act, 1918, was enacted with a view to remove the disqualification for membership of the Medical Council which was imposed by section 2 (4) of the Bombay Medical Act, 1912, on medical practitioners of the sub-assistant surgeons' class and thus to bring the act into line with corresponding acts in other Presidencies. Further, registration under the Bombay Medical Act is now the only qualification for membership.

The Karachi Port Trust (Temporary Amendment) Act, 1918, is also a war measure. In view of the continually increasing importance of Karachi as a port of embarkation and disembarkation, it was desirable from the military point of view that the embarkation authorities should be represented on the Board of Trustees by an officer of the embarkation staff; and by the passing of this act the number of trustees has been increased temporarily

Chapter II.
ADMINISTRATIVE
OF THE LAND
Collection of revenue
in managed estates

Settlement and
liquidation of debts

Estates attached
under the old
Incumbered Estates
Act

Loans.

Partition

Survey and
settlement

Education.

Estates managed
by district officers
Estates under the
Manager, Incumbered
Estates

Bills introduced.

Bills of which notices
have been given.

from 11 to 12, so that an officer conversant with the needs of the military embarkation authorities might be appointed by Government during the continuance of the war and for a period of six months thereafter.

The Bombay Disqualification of Aliens Act, 1918, was enacted with a view to disqualify aliens from being members of local authorities, including local boards, municipalities, the several port trusts, and the City Improvement Trust. The provisions of the act also prevent aliens from voting at elections of members of local authorities. Power is, however, reserved to the Governor in Council to exempt from the restrictions any alien or class of aliens whom it might appear desirable to exempt.

The Bombay Rent (War Restrictions, No. 2) Act, 1918, is another piece of legislation necessitated by the circumstances of war. This is a supplementary enactment to Bombay Act II of 1918. The object of the act is to provide for the control of the rents of small premises let at a rate not exceeding Rs. 20 a month in areas in which the Bombay Rent (War Restrictions) Act, 1918, is for the time being in operation.

The City of Bombay Municipal (Amendment) Act, 1918, embodies a series of modifications in the City of Bombay Municipal Act, 1888, the need for which was felt in the course of municipal administration.

The Bombay District Police (Amendment) Act, 1918, was enacted with the object of providing means for checking a serious abuse by which serious damage was frequently caused to standing crops in certain parts of the Presidency, particularly in Gujarat. Many persons, especially of the non-cultivating classes, keep herds of cattle which are let loose at night to feed amongst the standing crops in the neighbourhood. This evil causes great loss to, and is greatly resented by, the cultivating classes particularly in the neighbourhood of towns and larger villages. The provisions of Chapter III of the Cattle Trespass Act, 1871, were found inadequate to check this evil.

The Act to provide for the control of dealings in cotton in the Presidency of Bombay was enacted with a view to restrict speculation in the trade. The immediate needs of the situation had been met by the passing by the Government of India of the Defence of India (Cotton Contract) Rules, 1918, but as these rules were made as a purely temporary measure the Act was enacted to take their place.

3. Eight bills were introduced in the Legislative Council during the period under report. The bills were as follows.—

- (1) Bill No. V of 1918 (a bill further to amend the Bombay District Police Act, 1890).
- (2) Bill No. VI of 1918 (a bill further to amend the City of Bombay Municipal Act, 1888).
- (3) Bill No. VII of 1918 (a bill to amend temporarily the Karachi Port Trust Act, 1886).
- (4) Bill No. VIII of 1918 (a bill to restrict the increase of rent of small premises in the Presidency of Bombay).
- (5) Bill No. IX of 1918 (a bill to provide for the control of dealings in cotton in the Presidency of Bombay).
- (6) Bill No. X of 1918 (a bill to amend certain enactments and to repeal certain other enactments).
- (7) Bill No. 1 of 1919 (a bill for the prevention of Juvenile Smoking).
- (8) Bill No. II of 1919 (a bill further to amend the Bombay Port Trust Act, 1879).

The above bills with the exception of the seventh bill have now become, respectively Bombay Acts Nos. IX, VIII, V, VII of 1918 and I and II and IV of 1919.

4. During the period under report notice was received from the Honourable Major C. Fernandes, M.D., I.M.S., a non-official additional member of the Council, of a bill for the prevention of juvenile smoking. The object of this bill is to discourage smoking among children and young persons. At the meeting held on the 12th March 1919, the Honourable Major C. Fernandes, obtained leave of the Council to introduce the bill which was accordingly published in the *Bombay Government Gazette*, dated 19th March 1919.

2.—Police.

For details see the Annual Reports on the Bombay District Police and the Bombay City Police for the year 1918 and the tables under Police in Part VI of the Statistics of British India.

I.—MOFUSSIL, SIND AND RAILWAYS.

Strength and cost.

1. During the year 1918 the strength of the police, exclusive of the Dāngs, fell from 27,877, to 27,779, but the cost rose from Rs. 77,61,909 to Rs. 86,31,142.

Education.

2. The total number of educated officers and men remained practically stationary, namely, 13,081 or 56.42 per cent. of the actual strength against 13,063 or 56.41 per cent. in 1917. There was, however, a decrease of 41 in the number of educated petty officers and an increase of 59 in the number of men as compared with the figures for 1917. Taking the Divisions, Sind and Railways individually, the fluctuations in the percentages of the educated to the actual strength were unappreciable, except Sind where the percentage fell from 35.3 to 32.8.

3. In the Presidency proper, a total of 5,269 armed police, foot and mounted, went through the annual musketry course against 5,586 in 1917. The number who secured marksmen's badges was 2,276 as against 2,358 in 1917. In Sind, the number of marksmen was more than double, 651 against 321 in 1917. In the revolver shooting competition for officers, 403 inspectors, sub-inspectors and sergeants took part, of whom 76 were adjudged marksmen. Prizes to the value of Rs. 1,200 were awarded to the winners of different competitions. Musketry
4. The year 1918 recorded a further decrease in the total number of punishments, the number of officers and men punished being 2,025 as against 2,239 in 1917. The percentage of punishments to the actual strength of the force fell from 9.66 to 8.73. Of 2,025 punishments, 1,931 were inflicted departmentally and 94 by the courts as against 2,121 and 118, respectively, in 1917. Punishments.
5. There has been a steady increase in rewards of all kinds during the last four years, 9,039 in 1915, 10,573 in 1916, 12,420 in 1917 and 14,551 in 1918. The percentage of officers and men rewarded to the actual force stood at 62.77 against 53.63 in 1917. Rewards.
6. The total number of cognizable and non-cognizable offences reported during the year was 109,867 as against 112,308 in 1917—a decrease of 2,441 cases under all classes. Taking Indian Penal Code and class VI (miscellaneous) cases separately, there was an increase of 3,200 cases under the former and a decrease of 5,641 cases under the latter. Under cognizable crime there was an increase of 4,681 cases, whilst non-cognizable crime decreased by 7,122 cases. Reported crime
7. The number of reported cognizable cases of all classes increased from 33,668 to 39,311. The increase, amounting to 5,643, consisted of 6,046 cases under the Indian Penal Code counterbalanced by a decrease of 403 cases under class VI. Cognizable cases.
8. Inclusive of cases pending from previous years, the total number of cases for disposal rose from 38,360 to 44,380. Investigation was refused in 3,110 cases under section 157 (x) (b), Criminal Procedure Code, against 2,575 in 1917, leaving 41,270 cases for investigation as compared with 35,785 in the preceding year. The percentage of cases dealt with under section 157 (x) (b), Criminal Procedure Code, slightly rose from 6.71 to 7 per cent. Investigation of complaints.
9. The number of cases excluded as false increased from 8,286 cases to 8,434. The percentage of cases excluded to cases for disposal was 19 as against 21.6 in 1917 and 21.03 in 1916. In the Northern Division the percentage remained practically stationary. The other Divisions, Sind and Railways recorded an improvement. The improvement, though small, is worthy of note in view of the increase of crime for disposal by 6,020 cases. Excluded cases
10. The number of excluded cases struck off the register as maliciously false increased from 1,393 to 1,496. Prosecutions were undertaken in 371 cases, of which 121 resulted in conviction, while 149 remained pending at the end of the year. The percentage of prosecutions undertaken to the total number of maliciously false cases was 24.79 as against 23.47 in 1917. False cases
11. With the increase in the number of cognizable offences for disposal, there was an increase of 1,707 pending cases, namely, from 4,746 to 6,453. The percentage of cases pending to cases for disposal advanced from 12.37 to 14.54. Pending cases
12. Eliminating "excluded" and "pending" cases, the number of real cognizable cases disposed of increased from 25,146 to 29,255, of which 4,560 were under the Indian Penal Code. The Central Division, Sind and the Railways respectively recorded 1,683, 1,201 and 780 cases. An examination of the variations of crime under the several classes shows a considerable increase of 1,856 under class III (serious offences against person and property) and of 2,762 cases under class V (minor offences against property). On the other hand, there were decreases of 59 cases under class II (serious offences against the person), of 30 cases under class IV (minor offences against the person) and of 451 cases under class VI (other offences). Of the numbers of cases disposed of, those of murder, dacoities, robberies, house-breaking, thefts and receiving stolen property rose, respectively, by 23 to 340, by 125 to 227, by 53 to 358, by 1,626 to 9,236, by 2,727 to 13,056 and by 62 to 700. True cases
13. Concurrently with the increase in the number of reported crime and crime for disposal, the number of undetected cases rose from 9,789 to 12,927. The increase was distributed over the entire Presidency and was most marked in Sind (1,191 cases) which was followed by the Central Division (1,071 cases), the Presidency railways (513 cases), the Northern Division (293 cases) and the Southern Division (70 cases). The percentage of cases remaining undetected rose from 38.92 to 44.18. Undetected cases.
14. The total number of persons arrested by the police *suo motu* increased from 28,146 to 33,455, the increase being due to the abnormal rise in crime. Persons released without being brought to trial numbered 710 as against 592 in 1917. Of 37,264 persons for disposal, 28,126 persons were placed before the courts, of whom 18,166 were convicted, that is, 64.58 per cent. against 61.93 in 1917. The percentages for the Presidency proper and Sind were 68.41 and 55.15, respectively, as against 67.05 and 50.61 in 1917. At the end of the year there were 7,356 persons awaiting trial against 3,790 in the preceding year. Persons in police cases.

- Property stolen and recovered 15. The value of property reported as stolen in connection with cognizable crime was Rs. 20,85,708 as against Rs. 15,51,816 in 1917 and that of property recovered Rs. 7,06,691 as against Rs. 5,76,900 in 1917, the percentage of recoveries decreasing from 37.17 to 33.88. The number of cases in which property was recovered rose from 8,854 to 10,703 and the percentage fell from 58.64 to 55.02.
- Criminal Investigation Department. 16. The number of enquiries undertaken during the year in the Presidency proper fell from 147 to 106 (including 12 pending cases from the previous year), of which 55 were criminal. The Sind Criminal Investigation Department investigated 45 criminal cases.
- Finger Print Bureau. 17. There were at the beginning of the year 102,339 finger impression slips on record in the Presidency proper. During the year 8,328 new slips were added and 9,834 were destroyed, leaving 100,833 slips at the end of the year. In 2,305 out of 20,393 references the antecedents of accused persons were traced as against 2,211 out of 16,389 in the preceding year. In the Sind Bureau the number of slips rose from 54,483 to 55,828. The number of references in Sind rose from 6,571 to 7,157 and the number traced from 1,618 to 1,649.
- Miscellaneous. 18. In addition to their duties directly pertaining to the prevention and detection of crime, the police carried out as usual a large amount of miscellaneous work in connection with the serving of summonses and warrants, the licensing and control of public conveyances, inquiries into accidents, fires, suicides and suspicious or unnatural deaths, and the guarding and escort of prisoners and treasure.

II.—RURAL POLICE.

The number of cases in which the village police in the Presidency proper rendered special assistance was 648 against 679 in 1917. Their services were recognized by the grant of good service tickets and monetary rewards amounting to Rs. 3,659 against Rs. 3,888. In addition, in the Northern Division two patels were rewarded by the award of 'phetas' and one by that of a sword. On the other hand, 327 village police were reported against for various forms of neglect of duty against 401. Of the former, 97 who were concerned in the commission of crime were prosecuted, with the result that 56 were convicted. There are no village police in Sind.

III.—ADDITIONAL POLICE.

Temporary police consisting of a total of 293 officers and men were entertained for additional police establishments, plague and other miscellaneous duties.

IV.—BOMBAY CITY POLICE.

- Establishments. 1. Excluding a Commissioner and three Deputy Commissioners, the sanctioned strength of the police was increased during the year by 1 officer and 198 men to 171 officers and 3,073 men. The actual strength, however, was 165 officers and 2,939 men. The total cost of the force rose from Rs. 15,30,008 to Rs. 17,44,174.
- Conduct and health. 2. During the year 93 officers and men were punished departmentally and 9 judicially, while 17 were dismissed, the corresponding figures for the preceding year being 211, 4 and 14. Rewards were given in 1,927 cases and 5 promotions were made. Admissions into the police hospitals totalled 5,260 as compared with 3,642 in 1917, the daily average on the sick list rising from 58.6 to 71.2 in the case of Indian constabulary, but falling from 1.24 to 0.15 in the case of European police.
- Casualties and recruiting. 3. There were 113 resignations, 30 discharges, 17 dismissals, 69 deaths, 45 retirements on pension or gratuity, and 1 desertion. Most of the vacancies in the Indian force were filled up, but in the European cadre 27 posts remained vacant.
- Education. 4. Exclusive of European officers the number of officers able to read and write stood at 88, of whom 58 were literate in English. Literate head constables and constables numbered 1,054, of whom 124 had a knowledge of English. A new departure of far-reaching importance was entered upon during the year under report. The Head Quarter English School was closed and in its place a Head Quarter Training School was instituted, the effect of which is to teach every recruit the first book of Marathi and to give him a working knowledge of law and police duties before he is sent out to a police station. The attendance at the Mussalmán night school declined from 10 to 9.
- Cognizable offences 5. The number of cognizable cases reported to the police during the year increased from 51,239, to 64,204. Out of 63,333 cases classified as true, 58,083 or 91.71 per cent. resulted in convictions.
- Non-cognizable offences 6. Including 25 cases pending from the previous year, non-cognizable cases reported direct to the magistracy rose in number from 15,189, to 15,331, of which 5,998 ended in convictions as against 6,889.
- Undetected cases. 7. At the close of the year the number of undetected cases was 3,415 against 3,516.
- Property stolen and recovered. 8. The value of property stolen rose from Rs. 10,79,429 to Rs. 11,99,199, and the percentage of recoveries from 25.06 to 30.24.
- Criminal Investigation Department. 9. The services of the special staff and the additional staff were retained throughout the year. The Department dealt with 90 criminal cases, besides scrutinizing plays, maintaining a close surveillance over all outgoing and incoming vessels and rendering assistance to the

of fustul police and the police of other provinces. It was also in close touch with the military authorities and the Postal Censor and rendered assistance in various ways to these officers.

10. The total number of slips on record at the close of the year was 57,398, showing an increase of 4,285 over the figure of the previous year. Out of 6,795 references, 1,671 were traced as against 1,506 in 1917. Finger Print Bureau

11. The number of licenses of all kinds under the Arms Act fell from 12,840 to 12,097. The number of licenses under the Explosives Act fell from 383 to 357 while that under the Petroleum Act increased from 138 to 197. Two persons were convicted under the Arms Act. Arms, Explosives and Petroleum Acts.

12. The number of motor vehicles registered during the year was 383, a decrease of 15. Driving licenses to the number of 5,132 were issued and 259 vehicles were licensed to ply for hire. Prosecutions fell from 335 to 321 and convictions from 235 to 269. It was estimated that 3,138 motor vehicles were running in Bombay, exclusive of tram cars. Motor Vehicles Act.

13. Licenses for 12 theatres and 7 cinema theatres were renewed. Two new cinema theatres were opened during the year. The number of performance licenses issued was 13 against 277. Fifty-three plays were scrutinized by the Department, of which 40 were passed as unobjectionable and 13 were passed on revision. Theatre and performance licenses.

14. During the year 1,313 pilgrims left Bombay for the Hedjaz as compared with 1,339 in 1917. Pilgrims.

15. Fires increased from 290 to 313 and the loss of property involved from Rs. 21,39,109 to Rs. 36,48,414. The large increase in loss was principally due to the large cotton fire at the Prince's Dock. Fires.

16. The number of persons killed in street accidents rose from 73 to 79 and the number of persons injured from 1,845 to 1,904. Tram cars were responsible for 15 deaths and 103 cases of injury, and motor cars for 39 deaths and 546 cases of injury. Street accidents.

17. Among the miscellaneous work performed by the police must be mentioned the investigation of applications for passports of persons desiring to leave Bombay by sea, which numbered 2,520 as compared with 4,694 in 1917. Mention must also be made of the progress of the City Mounted Police Co-operative Credit Society and of the success of the shop at the police head-quarters for the sale of articles of wearing apparel. Miscellaneous.

V.—ADEN POLICE.

Information concerning the Aden Police will be found in chapter I of the report.

VI.—VAGRANTS.

1. The total number of inmates during the year was 109, and the daily average population 14 against 12 in the previous year. Employment was found for 30, 20 left as they had means of their own, 5 were sent to the Strangers' Home, 13 to the Salvation Army, 1 to the Sailor's Home, 1 to friends or relations, 1 to the King Edward Industrial Home, 1 died in the St. George's Hospital, 1 sent to the Home for the Aged, Calcutta. Six deserted, 4 were re-admitted, 4 were handed over to the police and 6 were accounted for in other ways. The number remaining at the end of the year was 16. The total expenditure rose from Rs. 6,645 to Rs. 7,400. Government male workhouse.

2. Only one female vagrant was admitted and discharged during the year and none remained at the end of the year. Government female workhouse.

3.—Wild Animals and Venomous Snakes.

For details see tables under Wild Animals and Snakes printed in Part V of the Statistics of British India.

1. The reported number of deaths from snake-bites declined from 1,527 to 1,486, the largest numbers occurring in the Ratnágiri, Thána, Ahmedabad, Sátára and Hyderabad districts. The Brunton lancet was used in 26 cases, in 23 of which the patient recovered, but in none of these cases was the snake authentically identified as venomous. The number of persons killed by wild animals rose from 34 to 42. Casualties.

2. The amount paid as rewards for the destruction of wild animals and snakes fell from Rs. 2,725 to Rs. 169 owing to the discontinuance of the payment of rewards during the period of the war. Rewards.

3. During the year 3,073 licenses for arms were issued. The total number of licenses in force was 15,077. Licenses.

4.—Chemical Analysis.

For details see the Annual Reports of the Chemical Analysts to Government, Bombay and Sind, for the year 1918 and the tables under the Medico-legal Investigations printed in Part VI of the Statistics of British India.

I.—BOMBAY.

The number of analyses increased from 7,141 to 7,658.

General.

Medico-legal
analyses

2. Medico-legal cases numbered 643, including 300 cases of suspected human poisoning and 61 of suspected animal poisoning. Poison was detected in 119 of the former and in 22 of the latter cases. Blood stains were suspected in 200 out of 269 cases. During the year 640 blood stains were forwarded to the Imperial Serologist, Calcutta, who reported that 574 were human and 12 were ruminant. No definite statement could be made about the remaining. The total number of articles examined in medico-legal cases was 2,168.

2.—SIND.

The number of analyses carried out in the Karachi Laboratory was 1,292 as against 1,539 in the preceding year, the decrease being mainly due to the drop in the number received from the Commissariat Department. Eighty medico-legal cases were investigated, the number of articles examined being 266. Poison was detected in 7 out of 17 cases of suspected human poisoning. Only one case of suspected animal poisoning was received but no poison was found by chemical analysis. Blood was detected in 27 cases which included 21 of murder. During the year 89 blood stains were forwarded to the Imperial Serologist, Calcutta, who reported that 84 were of human and 1 of ruminant blood, the remainder being of indefinite origin.

5.—Criminal Justice.

For details see the Report on the Administration of Criminal Justice in the Presidency of Bombay for the year 1918 and tables under Criminal Justice printed in Part VI of the Statistics of British India.

Number of offences

1. The total number of cases disposed of during 1918 fell from 167,450 to 161,386, of which 96·8 per cent. were original cases and 3·2 per cent. were cases in appeal and revision. Reported offences decreased by 6,272 to 163,071, the number returned as true being 158,798 or 97·4 per cent. About 30·9 per cent. of the cases returned as true fell under the Indian Penal Code and the remainder under special and local laws. Cases under the Indian Penal Code related chiefly to offences against the public tranquility, offences of hurt, criminal force and assault, theft, criminal breach of trust, receiving stolen property, mischief, criminal trespass, criminal intimidation, insult and annoyance and offences relating to marriage. There was a material increase in the number of offences relating to theft and to breaches of Contract Act and under the Criminal Procedure Code, Opium Act, City of Bombay Police Act, and Public Conveyance Act. On the other hand, there was a marked decrease in the number of public health, safety, etc., hurt, and in offences under the Abkari Act, District Police Acts, Municipal Acts, and Village Police Act. Out of 711 cases affecting human life, 339 were murders as against 355 out of 742 cases in the previous year. The proportion of true offences to population was 1 to 14 in Bombay, 1 to 63 in Ahmedabad and 1 to 81 in Karachi, while the lowest criminal statistics were returned by the Ratnagiri district with one true offence for every 658 persons. There were material increases in the number of offences in Bombay City (1,369), Ahmedabad (656) and Nawabshah (243), while the number decreased in Karachi (2,693), Kaira (1,075), Sholapur (856), Thana (749) and Ratnagiri (407).

Cases and persons
brought to trial

2. The number of cases brought to trial and persons involved in them fell from 162,954 and 233,765 to 157,431 and 224,191, respectively. Of the persons tried, 37·3 per cent. were acquitted or discharged, 57·3 convicted and 4·7 remained under trial; the rest either died, escaped or were transferred. The corresponding percentages in the previous year were 38·2, 57·5 and 3·5. About 43·1 per cent. of acquittals and discharges took place after composition. The number of European British subjects put on trial fell from 722 to 606, of whom 199 were charged under the Indian Penal Code and 407 under special and local laws. Convictions numbered 373. In the case of 399 persons the trying magistrate was a European British subject.

Miscellaneous cases.

3. Miscellaneous cases numbered 4,732, involving 8,164 persons, of whom 25·5 per cent. were discharged and 68·3 per cent. convicted. There was a material increase in the number of persons involved in proceedings under chapter VIII for security for good behaviour, under chapter XXXVI for maintenance and under chapter XLII for forfeiture of bail or recognizance, while a marked decrease was noticeable under chapter XX for frivolous or vexatious accusations.

Cases decided.

4. The number of original regular cases disposed of again fell from 159,219 to 152,973, of which 150,236 were disposed of by magistrates, 1,705 by village officers and sanitary authorities and 1,032 by courts of session and superior courts. Of the total number of persons convicted, 64·3 per cent. were tried summarily. The number of youthful offenders dealt with under section 31 of Act VIII of 1897 decreased from 380 to 267 while that of persons released on probation under section 562 of the Criminal Procedure Code advanced from 1,402 to 1,629.

Punishments

5. Forty-two persons were sentenced to death against 51 in the previous year. The number of transportations fell from 212 to 203, while that of sentences of imprisonment rose from 20,671 to 22,623. Sentences of fine decreased from 104,905 to 101,646. Whipping was ordered in 834 cases as against 1,134. In 90,414 cases the amount of fines imposed did not exceed Rs. 10 and in 9,094 cases it ranged from Rs. 10 to Rs. 50. The total amount of fines imposed rose from Rs. 7,67,117 to Rs. 8,26,520 and that of fines realized

from Rs. 6,80,993 to Rs. 6,98,408. In 7,776 cases the term of imprisonment did not exceed 15 days and in 10,346 cases it was between 15 days and 6 months. Out of 834 whippings, 650 were in lieu of other punishments, 12 in addition to other punishments and 172 were inflicted on juveniles for offences for which juveniles only can be whipped. In the majority of cases whipping was inflicted for theft.

6. The total number of appeals decided fell from 4,255, involving 6,384 persons, to 4,235, involving 6,190 persons. Appeals of 2,241 persons were rejected. Sentences or orders were confirmed in the case of 1,883 persons, enhanced in the case of 2, reduced or otherwise altered in the case of 585 and reversed in the case of 1,102 persons. In the case of 29 persons new trial or further inquiry was ordered, while proceedings were quashed in the case of 10 persons. At the close of the year appeals of 323 persons were pending. Of the total number of appeals decided, magistrates disposed of 39.1 per cent., sessions courts 45.3 per cent. and superior courts 15.6 per cent. Of 974 revisional applications disposed of during the year, involving 1,914 persons, applications of 1,237 persons were rejected. Sentences or orders were confirmed in the case of 134 persons, reduced or otherwise altered in the case of 43 and reversed in the case of 98 persons. New trial or further inquiry was ordered in the case of 100 persons. Applications of 236 persons were pending at the close of the year.

7. The number of persons tried by jury and with the aid of assessors rose, respectively, from 363 and 1,360 to 394 and 1,464. The jury's verdict was approved in the court of sessions in respect of 296 out of 330 accused persons. In cases tried with assessors the judge agreed with all the assessors in 68.2 per cent. of cases, with some in 9.1 per cent. and differed from all in 22.7 per cent.

6.—Prisons—Civil and Criminal.

For details see the Administration Report of the Bombay Jail Department for 1918 and tables under Jails printed in Part IV of the Statistics of British India.

1. The number of central, district, special and extra-mural prisons remained unchanged during the year. The total population in jails, lock-ups and civil jails increased from 109,412 to 128,757 and the daily average population from 11,243 to 12,095. The daily average in prisons and second class jails also rose from 9,372 to 9,666. The number of females in prisons increased from 1,017 to 1,055, and that of children from 20 to 22, of whom 4 were sent to the reformatory school by district magistrates, and 1 was sent to the Dharwar Juvenile Jail by the sentencing magistrate.

2. The number of transportations fell from 175 to 149. Eighty-two were sent to Mesopotamia. The number of life transports deported to the Andamans decreased from 153 to 94. During the year 21 convicted prisoners escaped against 15 in the previous year, while 22 were recaptured, of whom 4 had escaped in previous years and 18 in 1918.

3. Seven hundred and nineteen prisoners were sentenced to simple imprisonment, 17,286 to rigorous imprisonment and 19 to rigorous imprisonment with whipping, as compared with 767, 15,174 and 10 in the previous year. The number of prisoners sentenced to rigorous imprisonment with solitary confinement was 96 against 127 in the previous year. Out of a total of 3,050 previously convicted prisoners, 2,011 were classed as habituals, excluding 1,312 prisoners sentenced under Chapter VIII of the Criminal Procedure Code.

4. The number of offences punished by the prison authority decreased by 917 to 16,387. The number of offences dealt with by criminal courts was 15, the same as last year.

5. During the year 2,849 prisoners were released under the remission system as compared with 2,785 in the preceding year. The percentage of those actually released to the total number who might have been released, if of average good conduct, was 98.2 against 97.9 in 1917. The average number of convicts employed as prison officers was 1,031 males and 13 females against 1,055 and 14, respectively.

6. The number of under-trial prisoners rose from 77,710 to 95,970, an increase of 18,260. The daily average increased from 1,811 to 2,390. There were 38 escapes against 19 in 1917. Deaths rose from 36 to 140.

7. The number of male prisoners admitted to civil jails during the year was 739 against 1,092 in 1917. The total cost and cost per head were, respectively, Rs. 6,719 and Rs. 172 as against Rs. 5,826 and Rs. 97 in 1917.

8. The gross expenditure rose from Rs. 10,79,874 to Rs. 14,58,992 and the cost per head from Rs. 97 to Rs. 121. The net cash earnings increased from Rs. 1,20,018 to Rs. 1,60,744, an increase of Rs. 40,726. To this increase the Sind Gang contributed Rs. 27,350, Sukkur Rs. 9,230 and the Deccan Gang Rs. 6,314.

9. The death-rate rose from 18.7 to 58.5 *per mille* and the daily average of sick from 281.3 to 336.9. Influenza contributed 62 per cent. of the total deaths.

10. The Prisoners' Aid Societies at Bombay and Bijapur continued to do useful work during the year.

7.—Civil Justice.

For details see the Report on the Administration of Civil Justice in the Presidency of Bombay for the year 1918 and tables under Civil Justice printed in Part VI of the Statistics of British India.

- Number and value of suits 1. The total number of civil cases decided during the year fell from 330,747 to 297,747, due evidently to influenza having interfered with the working of the courts. Of the total number of decided cases, 48.7 per cent. were regular suits, 49.1 per cent. miscellaneous cases and 2.2 per cent. appeals as against 48.8, 48.9 and 2.3 per cent., respectively, during 1917. The aggregate number of suits instituted in all the courts declined from 158,430 to 147,183. Suits for money again decreased by 10,434 against a fall of 5,601 in the previous year. All other kinds of suits, except suits for specific relief, suits relating to religious and other endowments, matrimonial suits and testamentary suits, showed a decrease. The percentage of suits for money or movable property fell slightly from 83.8 to 83.2 per cent. while that relating to immovable property (including mortgage and pre-emption suits) rose from 11.4 to 11.9. The percentage of all other kinds of suits was 4.9 as against 4.8 in 1917. The aggregate value of suits increased from Rs. 7,66,02,048 to Rs. 14,02,14,362.
- Disposal of suits. 2. Out of 204,703 suits for disposal before all the courts, 144,948 were disposed of as against 117,049 and 161,596, respectively, in the preceding year. Of the total number of decided suits 33.3 per cent. were disposed of after contest and 1.4 per cent. on reference to arbitration. Judgment was given for the plaintiff in whole or in part in 84.8 per cent and for the defendant in 15.2 per cent. of cases. The average duration of contested cases rose from 200 to 211 days, and that of uncontested suits from 88 to 101. In the district courts the average duration was 333 days for contested and 180 for uncontested suits as against 401 and 136 days, respectively, in the preceding year. In the superior courts the average duration was 326 days for contested and 407 for uncontested suits as against 335 and 364, respectively. In the mofussil subordinate courts the average duration was 229 days for contested and 113 days for uncontested suits as against 222 and 102 days, respectively, in 1917. As usual Bombay proved the most litigious district with one suit to every 35 persons, the next in order being Karáchi with one suit to every 78 persons. Bijápur was at the bottom of the list with one suit to every 331 persons. In Lárkána one out of every nine suits was contested, in Sukkur (including Upper Sind Frontier) one out of every eight, in Hyderabad (including Thar and Párkar) two out of every thirteen and in Karáchi one out of every six suits. In ten districts one out of every two suits was fought out.
- Appeals 3. The number of appeals presented decreased from 6,807 to 6,167 and the number decided from 7,149 to 6,221, the arrears declining from 6,934 to 6,880. Of the total number of appeals decided 1,480 were dismissed, while decrees were confirmed in 3,169 appeals, modified in 575 and reversed in 694, the suit being remanded in 302 cases. The average duration of appeals was the same as in the previous year, *i. e.*, 356 days.
- Applications for execution of decrees. 4. Applications for execution decreased from 137,943 to 125,988 and disposals from 141,838 to 127,644, the arrears falling from 41,925 to 40,269. Full satisfaction was obtained in 28,008 cases and partial satisfaction in 28,611, while 70,325 cases proved wholly infructuous. The percentages were 22, 23 and 55 as compared with 22, 24 and 54 in 1917. The total amount realized in execution was Rs. 94,73,047 as against Rs. 77,92,382. Judgment-debtors were imprisoned in 542 cases as against 734 cases, while the number of persons arrested but released without imprisonment fell from 3,450 to 2,511. Sales of immovable property numbered 2,467 as against 2,633 in the preceding year. The number of applications for declaration of insolvency decreased from 1,021 to 830, of which 459 were disposed of. The numbers of applications withdrawn, granted and rejected were, respectively, 45, 300 and 114.

EXECUTION OF CIVIL COURT DECREES BY THE REVENUE DEPARTMENT.

The number of decrees referred to the Collectors during the year was 9,011, which, with an opening balance of 7,661, gave a total of 16,672 for disposal. The corresponding figures in the previous year were 10,682, 7,864 and 18,546. The department disposed of 9,978 decrees, leaving a balance of 6,694 or 40.15 per cent to be carried forward to 1919 as compared with 41.25 in 1917. Sales of land fell from 1,696 to 1,678, while 5,072 decrees of a total value of Rs. 10,71,909 were settled by mutual agreement as against 5,851, valued at Rs. 11,67,977, in the preceding year. The amount paid in these cases by judgment-debtors was Rs. 10,22,862 and the amount remitted by creditors Rs. 47,470, the corresponding figures for 1917 being Rs. 11,25,402 and Rs. 40,645.

8.—Criminal Tribes.

For details see the Report on the Working of the Criminal Tribes Act in the Bombay Presidency for the year 1918.

General

The question of controlling and reforming the criminal tribes of the Bombay Presidency has engaged the attention of Government for some years. With this object in view the Criminal Tribes Act, 1911, was passed in modification of the law previously in force. The work done under the Act soon assumed an importance which made it desirable that Government should be informed periodically of the results achieved. The Criminal Tribes Settlement Officer, Bijápur, was accordingly asked to submit annual reports on the working of the Act. The first report of the kind relates to the calendar year 1918. The report and its

accompaniments give an account of all criminal tribes settlements in the Presidency, *viz.*, those under the management of the officer referred to above and also the Hur Settlements in Sind, the Hur Settlement at Visápur in the Ahmednagar district and the settlements in the Kaira district. The settlements under the control of the officer referred to are in advance of the Hur Settlements and an account of the former will give an idea of the character of the work done at the other settlements.

1.—SETTLEMENTS UNDER THE CONTROL OF THE CRIMINAL TRIBES SETTLEMENT OFFICER, BIJAPUR.

1. Salutory restraints are placed upon the inmates of the settlements beginning with Control a daily roll-call and residence within the settlement limits. As the record of the settlers improves, the restraints are gradually relaxed. The final step in the emancipation, when earned, is the cancellation of registration. Many of the persons whose characters seem to be reformed are permitted to live outside the settlement enclosure but on adjacent land belonging to the settlements.
2. Work in spinning mills is the chief source of employment for the settlers. Some Employment are provided with work in cotton ginning and pressing factories. Others are taught masonry, carpentry, breaking road metal, cutting and destroying prickly pear, quarrying stones, cutting fuel wood, tailoring, blacksmithy, tinsmithy, etc. In fact most of the trades carried on in a town are represented in the settlements.
3. Schools are provided in all the fully organized settlements. Children go to the day Education schools and in addition boys attend night schools. In many of the settlements the main employment is found in mills and as these employ half-timers, most of the children work half the day from the age of 9 in the mill and attend the school for 2½ hours during the remainder of the day. The school curriculum includes sewing, repairing of clothes, home hygiene, first aid, etc. A few boys attend Teachers' Training Schools and Colleges. Teachers are provided with quarters on the settlements.

2.—OTHER SETTLEMENTS.

The settlements not under the control of the Criminal Tribes Settlement Officer, Bijápur, are the Hur Settlements in Sind, the Hur Settlement at Visápur in the Ahmednagar district and the settlements in the Kaira district. These settlements are conducted on similar lines to those described above, but to a restricted extent.

9.—Registration.

For details see the Annual Report of the Registration Department and of the Registrar of Companies, tables under Registration printed in Part VI of the Statistics of British India, and Statistics of British India, Part II, Commercial.

1.—REGISTRATION UNDER ACT XVI OF 1908.

1. The number of registration offices open at the end of the year 1918 was 289. Registration offices
2. The total number of deeds registered was 311,718 as compared with 280,092 in Number of deeds 1917, showing a striking increase of nearly 10 per cent. The increase was almost solely registered. under deeds relating to immovable property, *viz.*, 10·3 per cent. Registrations relating to movable properties showed a decrease of 2·5 per cent. Wills and authorities to adopt showed an increase of 12·5 per cent. Co-operative Societies presented 4,056 deeds for registration against 4,083 of the preceding year.
3. The income of the Department rose from Rs. 8,84,487 to Rs. 10,64,356 and the Financial expenditure from Rs. 3,84,452 to Rs. 4,27,790.
4. There were four prosecutions for offences under the Indian Registration Act, one Prosecutions. each in Ahmedabad, Thána, Poona and West Khándesh and convictions were secured in all four cases.

2.—JOINT STOCK COMPANIES.

1. Thirty-three companies limited by shares were newly registered during the year Gen. ral. and one was restored to the register under orders of the Court. One society which was treated as a society under the Societies Registration Act was transferred to the list of companies limited by guarantee. The falling off in the registration of public companies from 34 to 11 was due to the introduction of the Indian Companies Restriction Act, 1918. The question of abolishing the Act is at present under consideration. Forty-two companies ceased to exist, of which 5 were wound up by the Court, 7 went into voluntary liquidation, 26 were removed from the register by constructive dissolution and 3 were taken into liquidation and dissolved, while 1 company, being a German concern, was completely wound up by the Controller, Hostile Trading Concerns, Karáchi. Of the companies that were in course of liquidation upto 31st March 1918, six were dissolved by Courts and sixteen were completely wound up by liquidators. At the end of 1918-19, the number of working companies was 583 as compared with 590 in the previous year. Of the 583 companies, 19 were limited by guarantee. The remainder were share capital companies with a nominal capital of Rs. 92,04,26,205 and a paid-up capital of Rs. 39,76,60,559. In the previous year there were

- 573 companies of this type with nominal and paid-up capitals of Rs. 75,73,77,145 and Rs. 34,42,58,289. Though the number of public companies decreased from 527 to 496, the total registered and working capital was thus considerably increased in spite of the Restriction Act, private companies showing a good advance.
- Registration of documents 2. Under the Societies Registration Act, 85 documents were registered. The number of documents registered under other Acts was 2,035 as compared with 1,824 in the previous year. The revenue from fees under the Indian Companies Act, the Societies Registration Act and the Provident Insurance Societies Act was Rs. 22,350, Rs. 850 and *nil* against Rs. 28,601, 950 and 10, respectively, in the previous year. The decrease in fees was mainly due to the introduction of the Indian Companies Restriction Act, 1918.
- Expenditure 3. The expenditure rose from Rs. 25,800 to Rs. 27,692 owing mainly to the removal of office premises.
- New Acts 4. Two companies changed their names. During the year there was no addition to, or removal from, the list of societies registered under the Provident Insurance Societies Act. No company was registered or went into liquidation under the Life Assurance Companies Act, 1912. The number of companies existing at the end of the year was 14.
- Prosecutions 5. Of the 10 cases pending at the end of 1917-18, nine were discharged and a fine was imposed in the case of one. During the year a liquidator was prosecuted and fined Rs. 250 for neglecting to file returns. One case was pending in the Ahmedabad Magistrate's Court.

10.—Local Board Administration.

For details see the Annual Report on Local Boards in the Bombay Presidency for 1918-19 and tables under Local Boards printed in Part VIII of the Statistics of British India.

- General. 1. There was no change in the number of taluka and district local boards, which remained, respectively, at 215 and 26. The number of non-official presidents of district local boards increased from six to nine, while only the two taluka local boards of Amod and Wagra had non-officials as presidents. One hundred and seventy-one taluka local boards had non-officials as their vice-presidents. The total number of members of local boards again fell from 3,551 to 3,486, of whom 571 were ex-officio, 1,182 nominated and 1,733 elected. Triennial elections were held in the districts of the Panch Mahals, Broach, West Khandesh, Belgaum, Kolaba and Ratnagiri, and in the Dharwar taluka. In Surat the district and taluka local boards were reconstituted after the close of the year. The average number of meetings held by the district and taluka local boards, respectively, were 4.16 and 5.6 in the Northern Division, 2.28 and 6.12 in the Central Division, 4.2 and 7.1 in the Southern Division and 3 and 8 in Sind. The average percentages of members present at each meeting of the taluka and district local boards, respectively, were 55 and 69.4 in the Northern Division, 49.06 and 59.93 in the Central Division, 47.7 and 53.2 in the Southern Division and 49 and 62 in Sind.
- Income. 2. The aggregate income of the boards, excluding the opening balances, rose from Rs. 88,32,091 to Rs. 1,07,69,496, the increase having been contributed by all the Divisions and Sind. Northern Division showed an increase of Rs. 5.47 lakhs, Central Division of Rs. 4.11 lakhs, Southern Division of Rs. 5.46 lakhs and Sind of Rs. 4.34 lakhs. The incidence of taxation was highest (Re. 0-13-8) in Broach and lowest (Re. 0-0-5) in Ratnagiri.
- Expenditure. 3. The total expenditure rose from Rs. 84,34,335 to Rs. 1,06,16,120. Expenditure on education increased from Rs. 38,07,838 to Rs. 53,49,343, and on medical relief from Rs. 6,25,434 to Rs. 6,58,924. The aggregate closing balance was Rs. 31,83,092 as against Rs. 31,00,532. No district had its closing balance below the prescribed minimum.
- Works 4. As in former years the largest item of expenditure under civil works was upon communications.

11.—Municipal Administration.

For details see the Administration Report of the Municipal Commissioner for the City of Bombay for the year 1918-19, the Report on Municipal Taxation and Expenditure for the Bombay Presidency including Sind for the year 1918-19 and tables under Municipalities printed in Part VIII of the Statistics of British India.

1.—BOMBAY MUNICIPALITY.

- General 1. There were 92 meetings of the Corporation and 95 meetings of the committees other than those of the Standing Committee. The latter held 52 regular meetings and 2 special meetings with 13 sub-committee meetings.
- Finance 2. The year opened with a working cash balance of Rs. 71,61,781 including Rs. 6,98,304, the value of stores in hand, and closed with a balance of Rs. 75,09,317, of which Rs. 13,67,073 represented renewals for 1918-19 and previous years, Rs. 6,86,961 the value of stores in hand, Rs. 1,00,000 the minimum cash balance required by law, and Rs. 15,19,800 the contribution payable to the City Improvement Trust in the following year. The income realized during the year was Rs. 1,73,74,185 and the expenditure amounted to Rs. 1,70,26,649, the net result being a surplus of Rs. 3,47,536. The rates of taxation

remained unchanged, but the income realized was Rs. 25,44,798 in excess of the previous year's figure. The incidence of taxation rose from Rs. 13-9-4 to Rs. 15-14-2.

3. The total outlay on loan works amounted to Rs. 22,10,033 against Rs. 12,51,212 in the preceding year. Plague expenditure decreased from Rs. 1,32,160 to Rs. 1,26,506. Loan and plague expenditure.

4. To carry out the programme of loan works, Rs. 30 lakhs were borrowed from the Bank of Bombay. The payment made by the municipality towards the reduction of debt amounted to Rs. 2,36,995, leaving the capital debt at Rs. 7,69,06,638 at the close of the year, the increase being due to the loan referred to above. Against this, the sinking fund invested up to 31st March 1919 and redeemable debentures covered by renewed grant aggregated Rs. 2,14,72,474, giving a net liability of Rs. 5,54,34,164. Debt and sinking fund.

5. The assets of the municipality at the end of the year amounted to Rs. 12,44,16,094 and the liabilities to Rs. 8,51,21,209, the excess of assets over liabilities being Rs. 3,92,94,885, an increase of Rs. 20,79,211. Assets and liabilities

6. The total amount collected under all heads, exclusive of tolls, miscellaneous receipts and fees, rose from Rs. 1,02,38,012 to Rs. 1,25,25,410. The final gross assessment increased from Rs. 6,80,28,001 to Rs. 8,29,75,130, the number of properties assessed having risen from 63,843 to 64,670. The total outstanding dues at the end of the year were Rs. 6,03,242. Assessment and collection of revenue

7. The number of applications for permission to build or re-build fell from 3,105 to 2,668. In all 2,205 notices were issued to house-owners. In 1,019 cases prosecutions were instituted in the magistrates' courts. In 441 cases the parties complied with the municipal requirements before the service of process, in 189 cases the parties were warned and discharged, in 366 cases they were convicted, while 23 cases were pending at the end of the year. Action was taken for the removal of 220 inflammable or insanitary huts, of which 11 were removed before the end of the year. Nine buildings and parts of buildings fell down, injuring eight persons and killing one. Regulation of streets and buildings

8. Properties were under process of acquisition for the widening of Church Gate Street, and a through road from Worli to Mahim was under construction. The widening of nearly the whole of Nesbit Road was completed, and that of Worli Road was in progress. The setbacks enforced resulted in an increase of 1,850 square yards to the road way at a cost of Rs. 3,52,127. The area of roads metalled and patched during the year was 37,42,068 square feet as against 57,28,899 in the previous year, the cost, respectively, being Rs. 3,57,300 and Rs. 2,88,691. The higher cost is accounted for partly by much higher rates for materials, carts and labour. Several miles of roads were brought to a proper camber preparatory to receiving a finished coat of tarred material. The length of road surface disturbed for laying drains, mains, cables, etc., was about 32 out of 171 miles of roads in the city, and the cost of restoration amounted to about Rs. 2,60,000. Road watering cost Rs. 1,40,000, *i. e.*, Rs. 44,000 more than during the previous year chiefly owing to the scanty rainfall. The cost of painting roads with tar amounted to Rs. 1,47,310. Four hundred and eighty-eight trees were planted at a cost of Rs. 560. About 900 feet of a new double tram track was laid along Girgaum Road between Charni Road and Lamington Road, and about 3,012 feet of single track loop lines were laid at Rampart Row, Tardeo and Soparibag Road. Communications

9. The pumping station at Love Grove worked fairly satisfactorily during the year. The old high outfall was walled up, and all sewage discharged through the new outfall. The construction of the new outfall at Love Grove was continued and the outfall has been carried forward to a distance of 1,968 feet from the engine house. Labour scarcity caused by epidemics hampered the work to a certain extent. The road branch was supplied with 8,363 tons of metal and rubble by the outfall quarries. The machinery at the air compressor stations at Love Grove and Colaba and the ejectors connected with these stations worked fairly satisfactorily during the year. The iron work of the storm water sluices at Love Grove and Worli, which was much corroded, was almost wholly renewed. Of 10 of the larger works of providing storm water drains undertaken during the year, 6 were wholly and 4 partially completed, at a total approximate cost of Rs. 75,170 and Rs. 88,590, respectively. All the 5 pipe sewer works undertaken were completed at a total cost of about Rs. 72,590. Minor new works and works of repairs, alterations, etc., were carried out at a cost of Rs. 1,64,165. A storm water drain was laid in the Victoria Gardens to drain the ponds in which mosquitoes had been found to be breeding. The work of constructing an ovoid sewer from Matunga station to the north of Dadar station, for which an estimate of Rs. 3,68,096 was sanctioned, was carried out to the extent of Rs. 87,573. Drainage

10. Owing to the failure of the monsoon, the rainfall at the Tansa, Tulsi and Vehar lakes was below the average of the last five years by 43 per cent., 45 per cent., and 58.60 per cent., respectively, and only the Tansa lake overflowed. Preliminary surveys with a view to obtaining information regarding the best method of increasing the supply from the Tansa lake were commenced. During two cholera epidemics which occurred in the year, the water supplied from the Tansa and Vehar lakes was chlorinated. This was not necessary in the case of Tulsi water, as the entire catchment area of the lake is municipal property and uninhabited. During the year, it was decided to utilize Pawai lake as a source of water supply to the inhabitants of Salsette, the surplus being used to augment the supply to Bombay. The replacing of the old timber and tiled roofs over the filters and reservoirs at Malabar Hill by a cement concrete roof was in progress throughout the year. The work was Water-supply.

considerably delayed, however, on account of the restrictions placed by Government on the supply of cement. The Tansa, Vehar and Tulsi lakes supplied the city with 12,545, 3,623 and 1,128 million gallons of water, respectively, as compared with 12,662, 4,046 and 1,446 million gallons during the previous year. The number of bursts decreased from 73 to 46. The number of new connections made was 405, the total number at the end of the year being 26,222.

Public lighting

11. The total number of gas lamps increased from 6,687 to 6,692 and of kerosene oil lamps from 1,152 to 1,174. The expenditure on lighting rose from Rs. 4,74,944 to Rs. 4,91,562.

Municipal workshops

12. The municipal workshops were fully employed and made an estimated net profit of Rs. 26,713 against Rs. 12,238 in the previous year. The bills preferred on various departments amounted to Rs. 4,07,262.

Fire Brigade

13. There were 437 calls to fires, of which 38 proved to be false. The number of fires increased from 290 to 292 and the estimated damage from Rs. 20,22,278 to Rs. 41,52,374 of which Rs. 16,15,250 represents the loss by one cotton fire at Prince's Dock. There was no casualty in the Fire Brigade. Twelve lives were lost owing to fire. The number of fire alarms in working order at the end of the year was the same as in the previous year, *viz.*, 73. The erection of 25 additional ones was in hand.

Public health.

14. The outstanding feature of the year was a series of epidemics of cholera (two outbreaks), small-pox, plague and influenza (two outbreaks) which followed one another in quick succession and were responsible for an appalling increase in mortality. The second outbreak of influenza was of unprecedented severity. The total number of deaths from these diseases registered during the year was 7,793, being an increase of 5,757 over the previous year. The total number of deaths from all causes was 58,388, giving an increase of 24,998 over 1917. The death rate was 59.61 per mille against 34.09 in the previous year. The figure 58,388 includes 3,274 deaths among new arrivals not belonging to the city, the highest on record, the figures for 1917, 1916 and 1915 being, respectively, 1,752, 1,642 and 601. The figures are based on the population of the city according to the census of 1911, *viz.*, 9,79,445. The Health Officer, however, estimates that the actual population during 1918 was much higher. The number of deaths from small-pox was 1,024; from plague, 1,143; from cholera, 1,662; from tuberculosis, 2,513; and from influenza, 3,964. Births, exclusive of still-births, increased from 21,651 to 21,733, the highest recorded. The birth rate per 1,000 of the population was 22.18 against 22.10 in 1917 and was higher than in any previous year since 1905. Measures towards the reduction of infant mortality were continued with the aid of the Bombay Sanitary Association and the Lady Willingdon Scheme and arrangements were being made to open "Infant Welfare Centres" in different parts of the city. The Malaria Department created in 1912, having practically finished the main part of its work, was abolished and its work distributed among Deputy Health Officers. Vaccination work was satisfactorily performed and the usual sanitary measures adopted to combat epidemic diseases.

Licenses.

15. The total amount collected on account of license fees increased from Rs. 1,29,484 to Rs. 1,30,321. During the year eight more trades and commodities were made licensable, *viz.*, celluloid; celluloid goods and cinematograph films; bidi leaves; waste paper, manufacture of oil other than petroleum; bamboos; manufacture of dynamite, blasting powder, gunpowder and fire works, manufacture of matches; and ghee. The amount of fines inflicted by Presidency Magistrates in 1,010 prosecutions was Rs. 20,181.

Markets and slaughter-houses.

16. The total revenue from markets and slaughter-houses rose from Rs. 6,67,522 to Rs. 7,28,672. The number of cows, bullocks and calves slaughtered increased from 67,476 to 84,749, and that of sheep and goats from 750,608 to 836,355. The quantity of unwholesome food destroyed as unfit for human consumption was 388,946 lbs. against 323,092 lbs. The quantity of contraband meat seized and destroyed was 8,583 lbs. Fines inflicted by the magistracy decreased from Rs. 1,764 to Rs. 1,655.

Education.

17. The number of municipal schools rose from 211 to 233, while the number of pupils fell from 28,377 to 26,832. At the end of the year there were 17 depressed class schools, 2 mill-hand schools and 6 ordinary night schools with 1,855, 168 and 214 pupils, respectively, on the rolls. Additional accommodation was provided for 16 existing schools and 18 schools were removed to more suitable premises. The expenditure rose by Rs. 1,58,194 to Rs. 8,53,437. The increase was mainly due to the employment of additional teachers, improved accommodation for schools, the opening of new schools, equipment of existing schools and increased grants to aided schools. The cost per pupil was Rs. 28.6 against Rs. 22.9 in the previous year. Aided schools numbered 163 with 16,181 pupils and the grants to them amounted to Rs. 85,373 as against Rs. 70,282. In all 9,338 children were medically examined and special arrangements were made for the free treatment at the municipal dispensaries of those found suffering from ailments if their parents so desired.

2.—DISTRICT MUNICIPALITIES.

General

1. During the year the Kelwa-Mahim Municipality was abolished and two new municipalities were created at Malvan and Bail-Hongal respectively in the Southern Division, the total number of municipalities having been raised from 155 to 156. The number of city municipalities increased by one to 33, owing to the conversion of Larkana Municipality into a city municipi-

ality. All the city municipalities enjoy the privilege of electing their presidents. Ninety-five municipalities possessed the privilege of selecting the persons to be nominated presidents by Government as against 94 in the previous year. The number of municipalities composed entirely of nominated members was 27. The municipalities of Vambori and Hyderabad continued under suspension, the latter, however, being restored after the close of the year. During the year 13 municipalities in the Southern Division were given a two-thirds elective franchise, while four municipalities in the Northern Division and two in Sind were also granted the elective franchise.

2. The aggregate income of the municipalities, excluding items under the head *Income* "Extraordinary and Debt," rose from Rs. 1,06,33,878 to Rs. 1,23,81,269, all the Divisions contributing to the increase. The rise of Rs. 5·37 lakhs in the Northern Division was chiefly due to greater receipts under rates and taxes and to increased grants and contributions from Government and other sources, while that of Rs. 3·03 lakhs in the Central Division was derived mainly from rates and taxes. In the Southern Division larger receipts for rates and taxes and increased grants and contributions, partially counterbalanced by a fall under "miscellaneous" and "revenue derived from municipal property," accounted for the small advance of Rs. 25,000. In Sind the increase of Rs. 8·82 lakhs was brought about by larger realizations under "municipal rates and taxes," "revenue derived from municipal property," "grants and contributions" and "miscellaneous". The incidence of taxation was highest (Re. 10·4·0) in Karachi and lowest (Re. 0·3·9) in Ashta in the Central Division. The highest incidence of income was Rs. 16-13-6 in Karachi and the lowest Re. 0-6-9 in Malvan in the Southern Division.

3. The aggregate expenditure advanced by Rs. 31·38 lakhs to Rs. 1,56,35,300. The *Expenditure* increase of Rs. 16·65 lakhs in the Northern Division was mainly due to large payments under "Extraordinary and Debt". If this were deducted, the increase would come to Rs. 4·37 lakhs spent chiefly on education and public health and convenience. Greater building activity in the Karachi Municipality was mainly responsible for an increase in expenditure of Rs. 11·9 lakhs. The Central Division improved its expenditure by Rs. 1·92 lakhs and Southern Division by Rs. 91,000.

4. In the Northern Division the important works consisted of a municipal office at *Important works* Godhra, road-widening at Broach, construction of a 50' road at Kurla, improvements to drainage and conservancy at Ahmedabad and the purchase of a building by the Kurla Municipality. In the Central Division the water-supply scheme of the Barsi Municipality was almost completed. In Sind the Karachi Municipality had undertaken the construction of the Kothari parade at Clifton, quarters for municipal peons and for nurses at the Jaffer Fuddo dispensary and fencing, etc., in the Lyari Quarter.

5. Rupees 1,28,240 were repaid towards the existing loan debts during the year, *Debt* leaving a total liability of Rs. 63,46,132 at the close of the year. The Ahmedabad Municipality paid Rs. 10·49 lakhs in the sinking fund, while the Bandra Municipality received an additional loan of Rs. 12,000.

3.—BOMBAY IMPROVEMENT TRUST.

For details see the Administration Report of the City of Bombay Improvement Trust for the year ending 31st March 1919.

1. There was one Special Collector engaged in the acquisition of land during the year. *Acquisition of land* Including the opening balance of 197 cases, 254 land acquisition cases came before him of which 187 were outstanding at the close of the year and 2 were withdrawn from acquisition. In the 65 cases disposed of, awards amounting to Rs. 20,25,415 were made for land aggregating 81,884 square yards. Excluding 6,778 square yards, for which nominal compensation of Rs. 506 was paid, the average rate for the remaining area was Rs. 26·96 per square yard as against Rs. 25·54 in the previous year. About 94 per cent. of the cases, including almost all the important ones and absorbing about 88 per cent. of the total award, were settled out of court. Twenty-six cases aggregating in area about 58,013 square yards and involving awards amounting to Rs. 8,67,291 were settled before the close of the year but no awards were made. The reference pending from the previous year before the Tribunal was dismissed and a new case was settled by increasing the Special Collector's award by Rs. 14,979. The cost of the Special Collector and his establishment rose from Rs. 17,762 to Rs. 19,100, and that of the Tribunal from Rs. 8,474 to Rs. 10,822. No appeal was filed in the High Court.

2. The expenditure on capital account works advanced from Rs. 3,66,508 to *Progress of schemes* Rs. 7,43,441, in addition to which a sum of Rs. 1,80,382 was spent on general account works. Progress was made during the year in the Dadar-Matunga-Sion, Nowroji Hill and Parel Estates.

3. All the three rear blocks of chawls for the Spring Mills were completed. The *Construction of* Century Mills chawl scheme, which is to provide 1,008 single-room groundfloor tenements, *chawls* was sanctioned during the year.

4. During the year the Mazagon Road and Foras Road schemes which provide for the *Trust programme* construction of 2,720 single-room tenements were sanctioned. An alteration of the Parel Road Central Scheme was sanctioned by Government. The Kolbhatwadi Improvement Scheme and the Wadala, Dharavi and Worli street schemes were brought on to the Trust's programme during the year.

Trust estates.

5. The area of developed land permanently leased increased from 1,194,000 to 1,461,000 square yards and the rental from Rs. 16.2 to Rs. 18.4 lakhs. The area of unleased developed land fell from 441,000 square yards to 190,000 square yards, exclusive of 949,000, square yards under roads, open spaces, etc. The area of undeveloped land increased from 4,359,000 square yards to 4,397,000 square yards.

Housing and dis-housing.

6. During 1918-19 completion certificates were granted for 52 new buildings including 48 incomplete buildings, for which permission to occupy was granted. The new accommodation made available comprised 300 shops, 46 godowns, 26 garages, 10 coach-houses, one soap factory, one hall, one library, one hotel, one office, one office and godown, one milch cattle stable for 400 animals and 1,457 tenements. During the year 373 tenements were demolished while 1,806 new tenements were made available for residential purposes, thus further reducing the excess of tenements demolished over new tenements by 1,433 to 6,590.

Administration of chawls

7. The average population of the Board's chawls and semi-permanent camps throughout the year was 19,464. The death rate rose from 17.8 to 38.12 as against the municipal death rate of from 34.09 to 59.61. The total rental of the 4,800 rooms in the Trust's chawls fell from Rs. 2,81,112 to Rs. 2,77,624, while the revenue actually collected amounted to Rs. 2,77,336 or 99.76 per cent. of the total recoverable. Besides this, Rs. 34,918 were collected as rent for semi-permanent sheds. The percentage of outgoings to gross revenue in permanent chawls was 33.81. The net annual income on these chawls works out at 4.3 per cent. on the cost of the chawls, and after paying interest and sinking fund charges at 4.61 per cent. on the cost of the land and the value of the chawls built thereon, the Trust suffered a net loss of Rs. 13,052.

Leases.

8. The number of plots disposed of by the Trust on long leases rose from 181 to 253, the area leased from 257,212 to 296,701 square yards, and their capital value from Rs. 40.04 to Rs. 50.57 lakhs. The rental also advanced from Rs. 1,79,028 to Rs. 2,25,098. The rent realized from acquired buildings and other temporary rents increased from Rs. 13.83 to Rs. 15.15 lakhs.

Finance

9. No loan was raised during the year, the total borrowings of the Trust remaining at Rs. 568 lakhs (face value) involving interest and sinking fund charges of Rs. 25.71 lakhs per annum on net receipts of Rs. 560 lakhs. The capital receipts for the year amounted to Rs. 4,00,328 and the expenditure to Rs. 32,63,187 as against Rs. 6,37,328 and Rs. 24,21,870 in the previous year, the closing balance falling from Rs. 28,32,405 to Rs. 12,39,378. Under the main heads of capital expenditure the cost of management and establishment increased from Rs. 3.28 to Rs. 3.82 lakhs, that of acquisition from Rs. 17.03 to Rs. 20.57 lakhs and that on works from Rs. 3.91 to Rs. 8.24 lakhs. An analysis of the general accounts shows that the interest and sinking fund charges fell slightly from Rs. 25.6 to Rs. 25.2 lakhs while the net revenue rose from Rs. 27.3 to Rs. 29.5 lakhs, thus showing a surplus of Rs. 4.3 lakhs in addition to the municipal contribution of Rs. 11.5 lakhs.

12.—Rent Acts.

1.—STEPS TAKEN.

General.

1. The increase of rent in Bombay City and other localities which were particularly affected by circumstances arising from the war attracted the attention of the Governments of India and Bombay. The situation became serious during the year 1917 and assumed a shape calling for legislative measures to check the evils of excessive rents. In February 1918 the Government of India framed certain rules under the Defence of India (Criminal Law Amendment) Act, 1915, enabling the local Government to fix and enforce maximum rates for the rents to be charged to artisans and labourers. The rules had restricted application and it was felt that a measure was required to deal with the whole problem of house accommodation in Bombay City and other centres where conditions were acute. The Government of India recognized the exigencies of the situation and asked the Bombay Government to undertake the necessary legislation. The measure accordingly taken in hand was based on the English statute entitled the "Increase of Rent and Mortgage Interest (War Restrictions) Act, 1915" (5 and 6 Geo. 5, c. 97) as amended by subsequent enactments. Several amendments were however made in the English model to suit local requirements.

Legislation and its scope.

2. The result was the passing of the two Acts described below:—

(1) The Bombay Rent (War Restrictions) Act II of 1918—an Act to restrict the increase of rent in the Presidency and (2) The Bombay Rent (War Restrictions, No. 2) Act VII of 1918—an Act to restrict the increase of rent of small premises in the Presidency.

The first Act, which applies to all premises, provides that when the landlord raises the rent above the standard rent as defined in the Act, the excess amount shall be irrecoverable and no eviction order shall be passed by a court, except in certain specified cases, so long as the tenant is willing to pay the standard rent. The Act provides no special machinery for affording relief apart from the ordinary civil court, but merely prevents the landlord from using the courts either to evict the tenant or to recover his rent in cases where he is contravening the Act, while it allows the tenants to recover from the landlord through the courts

any excessive rent they may have paid to him within six months. The second Act, which applies only to premises the standard rent of which does not exceed Rs. 20 a month, provides for a Controller of Rent to fix the standard rent of such small premises and gives the landlord and the tenant a right of appeal from his decision to a committee. When the standard rent has once been fixed, if the landlord recovers any rent in excess thereof, or interferes with any easement annexed to the premises, he is liable, on conviction before a magistrate, to a heavy fine. The Act thus provides a means for the tenant to recover any excess rent or charge levied by the landlord by proceedings before a magistrate instead of the civil courts.

3. The Acts are so worded as to apply to specified areas and to remain in force during the continuance of the war and for such period thereafter, not being less than six months and not exceeding two years, as Government might direct. In the light of experience gained it was notified in August 1919 that both Acts should remain in force for a period of two years after the date, to be determined hereafter, of the termination of the war. Extent and period.

2.—WORKING OF THE ACTS IN DIFFERENT AREAS.

1. *Bombay.*

1. The Municipal Commissioner for the City of Bombay was appointed Controller of Rent for the city and his Deputy Assessor and Town Duty Refund Officer was appointed Deputy Rent Controller with power to perform all the duties of the Controller except those that the Municipal Commissioner might reserve for himself. Appointments.

2. The Controller has jurisdiction only in regard to "small premises" and the cases dealt with during the year were those only in respect of which complaints were received either from tenants or from landlords. Scope of duty.

3. The number of cases dealt with by the Controller upto 31st March 1919 was 83, the total number of tenants affected being 2,343. Six objections under section 6 (1) of Act VII of 1918 were received but were kept in abeyance pending the nomination by Government of persons to serve on the Rent Committee. This panel was published on 26th April 1919. The Acts worked on the whole satisfactorily. Work done.

2. *Poona.*

Fourteen suits were filed in the Small Causes Court and in the Court of the First Class Subordinate Judge, of which 5 were decided in favour of the tenants, 4 in favour of the landlords, 3 were withdrawn by plaintiffs and 2 compromised. The Act worked well.

3. *Thana.*

The two Acts have been applied to the Salsette. The Salsette Development Officer was appointed Controller of Rent. During the year ending 31st July 1919 seventeen applications were received and disposed of. The Acts had considerable effect in restricting rents.

4. *Karachi.*

The Assistant to the Commissioner in Sind was appointed Controller of Rent. Systematic house-to-house enquiries were conducted in the poorer quarters of the town, landlords charging excess rents were dealt with and the right of tenants were explained to them. One morning every week was set aside for personal investigation of disputed cases and complaints. Up to 15th November 1918, 4,000 cases of recoveries of excess rent were investigated. During the subsequent period 7,722 cases were dealt with. No appeals against the Rent Controller's decisions were preferred to the panel of assessors appointed under section 6 (1) of Act VII of 1918. The working of the Acts was characterized by an absence of friction.

5. *Aden.*

The Acts worked satisfactorily at Aden.

13.—Military (Indian Defence Force).

1. The total strength of the corps in the Bombay Brigade area rose from 1,331 to 1,387. The different units were re-organized during the year and much progress was made in their musketry and bayonet training. The armoured motor batteries were put through the machine gun work and motor driving while the signallers reached a high degree of efficiency. The pipe and drum band was recognized as the Battalion Band and the bugle band was composed almost entirely of Parsi Buglers. No camp was held, but field firing was gone through. On the signing of the armistice the intensive training of the corps was dispensed with but it had an arduous time during the prolonged mill strikes in Bombay. No fresh drafts were sent on active service. In Poona the training of the five units, of which three were European and two Indian, was carried on vigorously till armistice was signed. The strength of the European units was much depleted owing to members going on active service abroad. No camps were held owing to heavy pressure of work on members. The men of the Karachi units performed very useful work during the year while many members joined the army. The Mhow unit also progressed in its training. European Section.

Exemption Tribunals

2. Only six meetings of the Exemption Tribunal were held at Bombay. Total exemption was granted in 24 cases, of which 8 were applications by Government; one was exempted on medical grounds, and 15, including three from shipping companies, were exempted in national interest. Partial exemption, in addition to exemption from general service, was granted in 17 cases. In two cases exemption was refused. Owing to the strike of mill-hands in April 1919, all exemptions were withdrawn to meet possible emergency.

Indian Section

3. Recruiting for the Indian Section, which was closed in August 1917, was re-opened in April 1918. Ninety-seven fresh applications were received, making a total of 778. Of this, only 207 were enrolled, the rest being rejected on medical grounds or having failed to turn up when called. One hundred and fifty-six completed three months' training in camp in Poona. After the signing of the armistice it was not found possible to call the men up for training owing to their number falling too short for the formation of a company.

Bombay University
Infantry (Indian
Defence Force)

4. The University unit was enlarged during the year and formed into two companies, one at Bombay and the other at Poona. The Poona Company received no training as no training staff could be procured while the training obligations at colleges were modified and one month's obligatory training in camp was reduced to one week.

14.—Marine.

For details see the Annual Reports on Port Trusts and Shipping Offices for 1918-19 and tables under Port Trusts in Part VIII of the Statistics of British India.

1.—BOMBAY SHIPPING OFFICE.

Seamen shipped
and discharged.

1. The total numbers of seamen shipped and discharged were, respectively, 42,238 and 41,356 as against 42,041 and 42,544 in the preceding year. Of the seamen shipped 3,264 were British (993 under European and 2,271 under Indian Articles), 11,622 Goanese and 25,994 Indian.

Seamen left behind
and relieved

2. The number of European deserters was 37 as against 139 in the previous year, and the numbers of those left behind in hospital and jail were, respectively, 203 and 15. Four seamen died during the year, 166 were sent home as distressed and 98 were subsisted. One hundred and seventy Indian seamen were left in hospital and 54 in jail, while 577 died. The number of distressed Indian seamen conveyed to and from the port was 1,139.

Receipts and
expenditure

3. The gross receipts rose from Rs. 1,01,030 to Rs. 1,08,714, while the expenditure decreased from Rs. 53,371 to Rs. 52,088.

Marine Court of
Inquiry.

4. No Court of Inquiry was held during the year.

2.—KARA'CHI SHIPPING OFFICE.

Seamen shipped and
discharged

1. The total numbers of seamen shipped and discharged were, respectively, 2,321 and 2,779. Of the seamen shipped, 433 were British (117 under European and 316 under Indian Articles), 1,292 Indian and 303 Goanese.

Seamen left behind
and relieved

2. The number of European deserters was 3 and of seamen left in hospital and jail, respectively, 64 and 9. Eight seamen died during the year and 16 were sent home as distressed. Forty-six Indian seamen died, 161 were left in hospital and 44 in jail, while the number of distressed Indian seamen conveyed to and from the port was 316.

Receipts and
expenditure

3. Receipts amounted to Rs. 6,774 and expenditure to Rs. 1,440, the net profit coming to Rs. 5,334.

3.—ADEN SHIPPING OFFICE.

During the year 1,833 seamen were engaged and discharged and 404 distressed seamen re-patriated. Forty-one shipping protests were noted and 15 certified copies were issued. The shipping fees received rose from Rs. 1,636 to Rs. 2,179.

4.—BOMBAY PORT TRUST.

Revenue and
expenditure

1. The receipts amounted to Rs. 1,92,62,146 or Rs. 14,31,833 more than in the previous year. The principal increase was derived from ground and shed rents at the docks. The expenditure under all heads rose from Rs. 1,61,84,164 to Rs. 1,82,27,029. The net surplus on the year's working amounted to Rs. 10,35,117. The expenditure included a special appropriation of Rs. 2 lakhs to the Fire Insurance Fund.

Shipping.

2. The number of vessels, including transports, etc., which entered the docks or were berthed at the dock harbour walls, was 2,058 of a total tonnage of 3,738,000 as compared with 2,069 vessels of a tonnage of 4,746,578 in the previous year.

Capital expenditure

3. Expenditure on capital works aggregated Rs. 32.52 lakhs, of which Rs. 19.44 lakhs were expended on Alexandra Dock, Mazagaon-Sewri Reclamation and Port Trust Railway.

Works.

4. The Ballard Pier Station, which was opened for passenger and mail traffic in March 1918, was made full use of during the year and large numbers of passengers and troops were embarked and disembarked at it. Towards the end of the year arrangements

were in hand for the running of weekly special postal trains to the station. On the bunders and land estates there was an increased demand for accommodation for covered and open accommodation for Government war requirements. At the Grain Depot three new sheds were taken up by Government. A new area of about 87,000 square yards on the north-east portion of the Mazagaon Reclamation was taken up by the Munitions Board for a general stores yard. The Cotton Depot at Mazagaon was used chiefly for timber by the Munitions Board. The Royal Indian Marine occupied about 16,500 square yards at Mazagaon for coal storage. The public coal trade continued to be controlled by Government and the area occupied at the Mazagaon Depot and the Coal Bunder decreased to some extent. The hay trade was moved from Tank Bunder to the outer end of the Mazagaon-Sewri Reclamation in October 1918. There was an increased demand for land for accommodation for timber saw mills and additional areas aggregating about 29,500 square yards were taken up.

5.—KARACHI PORT TRUST.

1. Receipts fell from Rs. 64,17,250 to Rs. 53,76,732 and expenditure rose from Rs. 48,19,035 to Rs. 53,67,131. The actual receipts fell short of the estimated receipts by Rs. 7,38,568. The reserve fund stood at Rs. 36,64,300. The cost of engineering works carried out rose from Rs. 15,38,296 to Rs. 31,98,021. This heavy increase was due to new works carried out from the opening balance to the suction dredger "Graham Lynn" being put into commission from 31st July 1918 and to increased cost of labour and material. Revenue and expenditure

2. The number of steamers of all kinds entering the port fell from 1,439 to 1,167 and the tonnage from 2,851,535 to 2,162,716. Of the 1,167 ships, 1,093 were of British nationality against 1,306 in the previous year. Shipping.

3. The laying of the 12-inch water main from the municipal reservoir to supplement the water-supply at Keamari was completed at a total cost of Rs. 4,52,723. The erection of four sheds and the tiling of plinths at the Thole Produce Yard were completed at a total cost of Rs. 2,78,802. Certain additions were made to the Manora workshops plant at a cost of Rs. 44,707. For the accommodation of military and marine fodder, etc., the site of the new West Wharf reclamation was laid out as a stacking yard. The cost up to the close of the year amounted to Rs. 2,28,999. With the object of facilitating the handling of Government exports certain stacking areas at Keamari were tiled at a cost of Rs. 2,33,265. A lighter, a barge and two dredgers were repaired at a cost of Rs. 89,728. Under the West Wharfage scheme, a sum of Rs. 4,30,482 was expended, making a total expenditure of Rs. 27,47,968 up to 31st March 1919. The suction dredger "Graham Lynn" reclaimed 37.36 acres, making a total reclaimed area of 70.04 acres. A stone bund at the back of the West Wharf estimated to cost Rs. 61,740 was taken in hand. In addition to these, several other works of a minor character were carried out. Works.

6.—ADEN PORT TRUST.

1. Receipts rose from Rs. 5,68,684 to Rs. 7,43,993 and expenditure from Rs. 4,62,561 to Rs. 8,24,383. The closing balance was Rs. 4,83,253 against an opening balance of Rs. 6,29,594. Financial.

2. The number of vessels, including country craft and excluding Government vessels, entering the port during the year was 1,064, with an aggregate tonnage of 9,72,658 as against 1,176 with an aggregate tonnage of 1,199,934 in the previous year. Of 500 steamships, 336 were British. Shipping.

CHAPTER IV.

PRODUCTION AND DISTRIBUTION.

I.—Agriculture.

For details see the Season and Crop Report of the Bombay Presidency for 1918-19, the Report of the Agricultural Department for 1918-19 and tables appended to the Agricultural Statistics of British India.

I.—AREA OF AVAILABLE STATISTICS.

The total number of villages in the Presidency proper (22,935½) rose by 155 and the total area by 9,936 acres. One hundred and fifty-six villages of the Akráni máhál (táluka Taloda, West Khándesh district) which were hitherto erroneously excluded from the total number of villages though their area was included in the area of the district were added for the first time. One village from the same district was transferred to East Khándesh and one in Násik to the Baroda Durbár. In the latter district however Málegaon town and Málegaon cantonment were shown as separate villages and the total for the district remained unchanged. In Poona two villages in the Dhond petha were amalgamated into one. Survey operations in certain inám villages in the Sátára, Ratnágiri, Poona and Násik districts have resulted in an addition of some 11,400 acres to the total area. But owing to the transfer of the one village in Násik to Baroda referred to above, this increase was reduced by 1,500 acres. There were besides some smaller additions due to correction of mistakes in certain districts but these were generally balanced by decreases in area in other districts. In Sind the total number of villages (5,342) was reduced by one owing to the correction of a previous mistake by which one deh in Nawábsháh was counted twice over. More than 18,000 acres were added to the total area owing to accretions from the river mainly in Sukkur, but corrections in survey papers and erosion of the river have curtailed this increase by 1,000 acres. The total area for which statistics were regularly collected and reported in the Presidency rose by 11,300 acres. These include about 9,900 acres newly added to the total area by survey operations in the four inám villages in Sátára and one in Ratnágiri mentioned above. The net area for which statistics are not available has on the other hand been reduced by 1,300 acres. Estimates for the probable cropping of the areas for which no statistics were forthcoming were received as usual from all the districts except Ratnágiri for which they were drawn up by the Director of Agriculture. The area in Sind rose by 19,000 acres for reasons explained above. The inam village in the Upper Sind Frontier district which returns no statistics was treated as totally uncultivated during the year.

2.—CROPPED AREAS.

Area under cultivation

1. In the Presidency proper the gross cropped area shows a decline of 4,889,000 acres or 18 per cent. below the area of the previous year. In Sind it fell by 19 lách acres or over 39 per cent. This decline, due to the abnormally unfavourable season, was general throughout but was specially marked in Ahmednagar and Poona (- 10·4 lách acres each), Násik (- 5·68 lách acres) and Ahmedabad (- 5·32 lách acres) in the Presidency proper, and Lárkána (- 5·07 lách acres) and Thar and Párkar (- 4·97 lách acres) in Sind. Owing to the deficiency of rains and scanty supply of water the area cropped more than once also receded by 3·23 lách acres or 41·4 per cent. below the previous year in the Presidency and by 1·41 lách of acres or 38·7 per cent. in Sind. As a natural result of this falling off the area under current fallows rose by 92 and 22 per cent., respectively. The assessed cultivated area rose by 13,800 acres in Gujarát, 35,000 acres in the Deccan, 1,400 acres in the Karnátak and 4,500 acres in the Konkán owing to lands bordering on nálas and rivers being assessed and given out for cultivation. Some forest lands in Sholápur and elsewhere were also treated in the same way. In Sind 357,000 acres of the assessed land were given up owing to the indifferent season, but some 152,000 acres more of unassessed waste in Thar and Párkar were taken up for occupation.

Uncultivated area.

2. Variations under this head generally depend upon those under the occupied area. Besides, a larger area of culturable waste was given out for cultivation of fodder crops on account of fodder scarcity. The area under forest showed a net decline of 21,000 acres in the Presidency but an addition of 15,000 acres occurred in Sind, chiefly in Karáchi (5,000 acres) and Sukkur (7,000 acres). Some 16,000 acres were afforested in Poona but about 6,000 acres in Sholápur were disforested and permanently given out for cultivation. The area under forest in Thána shows a reduction of some 31,000 acres owing to the detection of a mistake made last year.

Crops.

3. In the Presidency proper the area under food crops receded by 19 per cent. below the previous year and was 21·5 per cent. short of the normal. The decline was

general but the area under wheat, gram, bájri, kharif or rabi jowár and miscellaneous cereals and pulses suffered most, as a result of the failure of late rains, particularly in Gujarát and the Deccan, and the deficiency of early rains throughout the reporting area. The area under the non-food crops showed a falling off of 15 per cent. below the previous year but was still 32 per cent. over the normal. The area under cotton suffered much less than most crops, as it can withstand the effects of dry weather to a larger extent than others. In Sind the area under food crops was below the previous year by 38.4 per cent. and that of the non-food crops by 43 per cent. The area under cotton alone showed some increase owing to the incentive of high prices and the crop was a most successful one and yielded well in spite of the unfavourable inundation. All other crops showed a falling off owing to poor inundation and scanty supply of water, especially the oil seeds. In the Presidency proper both the kharif and rabi seasons were very unfavourable in comparison with those of the two previous years. The prevalence of the influenza epidemic also contributed adversely to some extent to rabi sowing. Much of the kharif and rabi crops failed or gave a poor yield owing to deficiency of rains when they were most required. The total acreage under jowári and bájri together fell slightly from 126.61 lách acres to 125.95 lách acres. In the Presidency proper the area under both the crops shows a heavy drop, jowári showing a deficit of 8½ láchs of acres or 10.7 per cent. below the previous year and of about 4 láchs of acres or 4.8 per cent. below the average, while bájri showed a shrinkage of 2½ láchs or 7.9 per cent. below last year and about 16 láchs or 35.7 per cent. below the average owing to very deficient sowing rains. Except in Bijápur, Sátára, Belgaum and East Khándesh where the crop was helped with irrigation, the area under jowári was curtailed, chiefly in Poona (- 570,000 acres), Ahmednagar (- 457,000 acres), Násik (- 279,000 acres) and Ahmedabad (- 73,000 acres), owing to unfavourable sowing rain and failure of late rains. The area under bájri showed some increase in Násik (+ 145,000 acres) and Kaira (+ 94,000 acres), but against this there was a heavy setback in Poona (- 143,000 acres), Sátára (- 126,000 acres), Sholápur (- 107,000 acres), Bijápur (- 70,000 acres) and Ahmedabad (- 49,000 acres) for which deficient early rains were responsible. In Sind the decline under both the crops was due to low inundation and scanty supply of water in the commencement of the season, Lárkána contributing most to the heavy drop under jowári (- 136,000 acres) and Thar and Párkar under bájri (- 489,000 acres). The cultivation of wheat showed an abnormal drop of 61 and 50 per cent., respectively, in the Presidency proper and Sind. Compared with the average it shows a fall of 9 láchs of acres or 59 per cent. The shrinkage was general, it being marked in Násik (- 295,000 acres), Ahmednagar (- 220,000 acres), Ahmedabad (- 184,000 acres), West Khándesh (- 162,000 acres), Poona (- 76,000 acres), Bijápur (- 72,000 acres) and Broach (- 68,000 acres). Compared with the normal the area in Sind went down by 33 per cent. The decrease was general, being marked in Lárkána (- 92,000 acres), Sukkur (- 90,000 acres) and Upper Sind Frontier (- 57,000 acres). Among other cereals rice (14 lách acres) showed a fall of 16.5 per cent. in the Presidency proper owing to deficient rains, both for sowing and transplantation. It was chiefly confined to North Gujarát, Dhárwár in the Karnátak and Thána and Kolába in the North Konkan. In Sind it fell from 11 lách to 10 lách acres, the fall being marked in Karáchi, Lárkána and Hyderabad. The acreage under ragi (403,600 acres) fell by 91,000 acres below the last year. Kaira and Panch Maháls in Gujarát, Násik and Poona in the Deccan, Dhárwár in the Karnátak and Thána in the Konkan showed marked decreases. Among pulses gram (3 lách acres) was below half the area of the last year and the normal owing to the failure of rabi rains. In Sind the area (58,000 acres) was shorter by 61 per cent. and 22 per cent. when compared with the previous year and the average, respectively. Miscellaneous cereals and pulses (19.77 lách acres) were grown to a far less extent owing to the capricious season. In the Presidency proper the area under oilseeds (about 5 lách acres) declined by 40 per cent. below the last year and by 55 per cent. below the average owing to deficient kharif and rabi rains. In Sind it (133,000 acres) fell by 74 per cent. below last year and about 67 per cent. below the normal. In the Presidency proper, the districts conspicuous for the decline under linseed were Násik (- 46,000 acres), Ahmednagar (- 29,000 acres), Bijápur (- 19,000 acres), Sholápur (- 16,000 acres), and West Khándesh (- 11,000 acres); while under sesame, Ahmednagar (- 15,000 acres), West Khándesh (- 8,000 acres), Ahmedabad and Panch Maháls (- 7,000 acres each) and Bijápur and Dhárwár in Karnátak (- 5,000 acres each) contributed most to the decline. Under rapeseed, Ahmedabad and Panch Maháls (- 2,000 acres each), Kaira and West Khándesh (- 1,600 acres each) and Násik (- 1,000 acres) account for the deficit. For the fall under groundnut, Sátára (- 35,000 acres), Sholápur (- 15,000 acres), Belgaum (- 10,000 acres) and Poona (- 8,000 acres) are chiefly responsible. In Sind the marked decline was under rapeseed and mustard for which Lárkána (- 147,000 acres), Nawábsháh (- 80,000 acres), Upper Sind Frontier (- 74,000 acres), Sukkur (- 23,000 acres) and Karáchi (- 20,000 acres) are mainly responsible. Under miscellaneous oilseeds Kaira and Bijápur show some increase (about 5,000 acres each), but they are more than counterbalanced by decreases in other districts—Poona (- 17,000 acres), West Khándesh (- 11,000 acres), Surat (- 10,000 acres), Násik and Sátára (- 6,000 acres each) and Dhárwár (- 4,000 acres) in the Presidency proper. The fall in Sind mainly occurred in Lárkána (- 15,000 acres). The cultivation of cotton in the Presidency proper was curtailed from 44 lách to 39 lách acres or by 10 per cent. below last year. It was however about 32 per cent. above the normal. The decline below the

last year was marked in Bijápur (-142,000 acres), Ahmednagar (-91,000 acres), Ahmedabad (-72,000 acres), Belgaum (-61,000 acres), Dhárwár (-56,000 acres) and East Khándesh (-44,000 acres). Cotton prices ruled higher during the year and paid better for the outturn of the restricted area. In Sind, however, the area (3 lách acres) under this crop showed a rise of 17 and 71 per cent. over the previous year and the average, respectively. Thar and Párkar (+34,000 acres) and Hyderabad (+10,000 acres) contributed chiefly to the rise. In this province in spite of unfavourable seasonal conditions cotton yielded very heavily for which there was no precedent in the memory of the people. Among other crops the total acreage (40,000 acres) under tobacco fell by 60 and 48 per cent., respectively, below the previous year and the average. For the diminished cultivation under this crop Belgaum and Kaira (-18,000 acres each), Sátára (-7,000 acres), Ahmednagar and Ahmedabad (-3,000 acres each) and Broách (-2,000 acres) were chiefly responsible. In Sind, the area (6,000 acres) went down by 2,000 acres below the last year and 3,000 acres below the normal. The shortage was noticeable in Hyderabad. Sugarcane decreased from 89,000 acres to 81,000 acres, it being 9 per cent. below the last year but 35 per cent. over the normal. Sátára, Poona, Násik and Nagar are chiefly responsible for the curtailment in the Presidency proper. In Sind the area remained the same as last year and it was 33 per cent. over the average. The area (25 lách acres) under "other miscellaneous crops"—food and non-food—in the Presidency proper declined by 15 per cent. below the previous year. It however shows an expansion of 11 lách acres or 84 per cent. over the normal. In Sind the acreage (1 lách acres) under these crops showed a fall of 380 per cent. below the last year but a small rise of 11,000 acres or about 12 per cent. over the average.

Irrigation

4. During the year the total area irrigated from all sources in the Presidency proper amounted to 10 láchs of acres as against 9 láchs of acres in the previous year showing a net increase of 10.7 per cent. Owing to deficient rains irrigation was resorted to to a greater extent from Government canals, chiefly in Ahmednagar, Sholápur, and Belgaum and from wells in the North Gujarát, North and South Deccan and Karnátak and a very large area was brought under fodder crops to meet the fodder scarcity. Deficiency of water-supply in private canals gave no help for irrigation. In Sind, where cultivation mainly depends on irrigation, the total area (25 lách acres) irrigated showed a net decrease of 22 per cent., the result of extremely poor inundation during the year. The diminution was perceptible in irrigation from Government canals in all the districts in the province, mostly in Upper Sind Frontier (-198,000 acres), Lárkána (-175,000 acres), Nawábsháh (-83,000 acres), Hyderabad (-64,000 acres), and Sukkur (-62,000 acres). Relief to some extent was sought for from well irrigation which showed a small advance from 35,000 to 55,000 acres or 57.2 per cent., chiefly in Sukkur (+10,000 acres) and Nawábsháh (+4,000 acres). Irrigation from all other sources declined by 45 per cent. which is due to deficiency of water-supply in them. The ratio of the irrigated area to the net cropped area was 4.8 per cent. in the Presidency proper and 93.6 in Sind as against 3.5 and 72.8 per cent. last year, respectively. As regards the crops grown on irrigation in the Presidency proper wheat showed a net decrease of 4,000 acres. North Gujarát, West Khándesh and Ahmednagar showed some expansion, but it was more than counterbalanced by a fall in Poona (-14,000 acres), Sátára (-9,000 acres) and Násik and Sholápur (-8,000 acres each) which is due to scanty supply of water in the irrigation sources. The area of other cereals and pulses irrigated showed a net advance of 134,000 acres, while under other miscellaneous food crops there was a decrease of 34,000 acres. These taken together showed a net advance of 1 lách of acres, which was noticeable in North Gujarát (+64,000 acres), Ahmednagar (+42,000 acres) and Sholápur (+33,000 acres) against a deficit in Poona (-12,000 acres) and Belgaum (-10,000 acres). Irrigation of non-food crops, which required, comparatively speaking, less irrigation, on the other hand, advanced by about 32,000 acres which occurred chiefly in North Gujarát (+18,000 acres) and Ahmednagar in the Deccan (+9,000 acres). This expansion mainly occurred under fodder crops, the scarcity of which was very keenly felt. In Sind irrigation under wheat showed a decline throughout, mainly in Upper Sind Frontier (-57,000 acres), Sukkur (-41,000 acres), Thar and Párkar (-38,000 acres) and Nawábsháh (-25,000 acres). Irrigation of other food crops similarly showed a deficit, notably in Upper Sind Frontier (-137,000 acres), Lárkána (-89,000 acres), Hyderabad (-85,000 acres) and Karáchi and Sukkur (-52,000 acres each). Under non-food crops irrigated (chiefly fodder) except some increases in Thar and Párkar (+32,000 acres) and Hyderabad (+22,000 acres), the decline was general and was most marked in Upper Sind Frontier (-73,000 acres), Nawábsháh (-43,000 acres) and Lárkána (-25,000 acres).

Water-supply

5. The return showing the sources of water-supply having been made decennial, no fresh information is available for the year under report.

3.—AGRICULTURAL EXPERIMENTS.

General.

1. The expenditure of the department rose from Rs. 9,90,000 to Rs. 12,57,000, the increase being due partly to severe famine and partly to expenditure in connection with the scheme for the increase in food production. Departmental receipts increased from Rs. 2,01,000 to Rs. 2,86,650. The Sir Sassoon David Trust Fund made a contribution of Rs. 28,000 which was spent on vernacular agricultural schools, on fodder storage work and on the development of sugarcane industry. Nearly all the senior staff of the department

were away from their usual work during the whole or part of the year. The posts of Deputy Director of Agriculture for Gujarát, Deputy Director of Animal Breeding and Inspector of Agricultural Schools were created during the year.

2. The work of the agricultural department during the year was dominated (1) by the general shortage of food in the world, leading to the formation of the Food-production Committee and (2) by the long, almost unprecedented, drought resulting in very severe famine, both of food and fodder from September to the end of the year. It was therefore considered necessary to divert a good deal of the energy of the department from its normal channels into the work of dealing with these two great needs. The most important work recommended by the Food-production Committee and approved by Government was (1) the distribution of concentrated manures for the wheat and jowári crops at somewhat below cost price, (2) the stimulation of the full use of irrigation wells in villages where they existed and (3) the extensive growing of food crops instead of other crops like cotton where the area of the latter was very high. But these recommendations could not be fully acted upon owing to the drought followed by influenza and it soon became evident that all efforts should be devoted to the production of food and fodder crops in sufficient quantity to keep men and animals alive. The other activities of the department were therefore considered as secondary and all possible strength was concentrated in doing what lay in its power to meet the situation and other lines of work were decided upon. The first of these lines was to lend out all the pumps and engines belonging to the department for growing fodder crops. In furtherance of this object Government gave special grants aggregating approximately Rs. 2,00,000. This measure had varying degrees of success in different parts of the Presidency but the experience gained will be valuable when a similar contingency arises in future. The second line of work on which attention was concentrated by the department was that of shallow boring. Of the 239 bores made during the year 156 were successful. No boring was done in Sind. The average yield of water for each successful bore was 2,778 gallons per hour in Upper Gujarát, 1,577 in Thána, 1,475 in Kolába, 747 in Ratnágiri, 252 in Dhárwár, 600 in Bijápur and 250 in Belgaum. The famine of the year was pre-eminently a famine of fodder and it was decided to utilize, as far as possible, any new and unusual resources in the way of fodder. The most important of these was prickly pear which was used in large quantities. In previous years of scarcity some attention had already been paid to the use of this fodder but in the recent famine the question was taken up with much zeal, particularly in the Ahmednagar district where thousands of cattle were kept alive on cactus as a result of the active propaganda of the district officers. In Gujarát the fodder supply was supplemented by 17 lách lbs. of good fodder much better than the coarse forest grass, by the chaffing of jowári stubbles left in the fields in the coast talukas of the Surat district which would otherwise have been wasted. Many other unusual fodders were used by the people, the most successful among them being the use of sliced stalks of the plantain (banaña) plant with which buffaloes and bullocks were fed up to an amount of 35 pounds per day per head. The next line of famine activity was the extensive stimulation of the production of fodder. Special facilities were given for the cultivation of river beds where the moisture was sufficient to produce a fodder crop and large quantities of fodder seed were purchased and distributed to cultivators with wells at concession rates. Besides, various steps were taken to save cattle. One of them was to purchase outright the good cattle which would have died if they had been allowed to remain with the cultivators. The cattle thus purchased were in a starving condition and many of them could hardly walk. They were restored to health and properly fed and were afterwards re-sold to cultivators. No loss is anticipated to Government on the scheme. In the early stages of scarcity it became probable that when the rains came, a serious shortage of certain kinds of seed would occur, and in some cases it seemed likely that valuable strains of seed would die out, particularly of rice, bájri, jowári, wheat and potatoes. Government accordingly made special grants aggregating Rs. 1,66,000 for the purchase and storage of seeds. These stores formed a most valuable resource for distribution in the kharif and rabi seasons. The value of this work in the case of potato deserves special mention. About two-thirds of the acreage of potato grown in the Poona district in the kharif season of 1919 was planted with seed thus stored by the agricultural department; otherwise the crop would almost have disappeared, as the proper seed could not then, as in pre-war times, be imported from Italy.

3. During the year many investigations were carried on for the improvement of crops and their cultivation. An account is given below of the cases in which progress reached a definite stage:—(a) *Cotton*.—Cotton is always one of the principal objects of investigation in Bombay. The agricultural department has succeeded in breeding different types of cotton, with the result that the quantity of outturn was increased and the quality improved and it is expected that in the near future the department will be able to supply strains of pure and improved types of cotton suitable for different areas. In Sind experiments with American cotton were in progress. (b) *Sugar-cane*.—The Mánjri Farm has become a recognized centre for experimental work all over Western India. At this farm new varieties of cane of great promise were evolved or tested and an attempt was made to find more economical methods of cultivation and manuring than those normally in use. These methods are being used in the Godávári and Gokák Canals and in lower Gujarát with the necessary modifications. Occasional experiments in other directions are also being undertaken. In Sind sugarcane was under trial on the Sukkur and Landli farms with promising

results. (c) *Rice*.—Work on the improvement of rice crop and of its cultivation has been carried out for a number of years, and has resulted in a fairly clear understanding of the meaning of the process of *ráb*, and in the finding of successful *ráb* substitutes. It is now moreover clear that if the *ráb* supply is insufficient, the same result can be obtained by adding a small quantity of fish manure or sulphate of ammonia to the *rábbed* seed beds, a discovery which promises to be of great importance where *ráb* materials are deficient. Green manuring with san-hemp promises to be very important and valuable on the poorer lateritic soils of Ratnágiri, though not yielding such good results in the richer lands of Kolába. The use of green leaves as manure to the rice crop has proved very successful all over, and well selected concentrated manures almost uniformly pay on rice in the Konkan. At Kumta, where these are not used an application of bonemeal or of fish manure has increased the yield of rice by 100 per cent. at once, and this undoubtedly offers a great chance of increasing the profit to the cultivators of that district. The problems of rice are, however, different from those of other crops, and in view of past disappointments it was decided to start a regular rice research station for the closer study of the rice plant and its problems. This has been placed at Karjat in the Kolába district. (d) *Wheat*.—The Plant Breeding Expert appointed at the end of 1917 has decided to devote his principal attention to work on rice and wheat. So far as wheat is concerned, he has only made a start, but he proposes to base his work on selection from the wheats now grown in the Deccan, for the Pusa selections, so successful in North India, do not seem to be suitable for Peninsular India. In Sind, where the introduction of improved wheats forms one of the chief activities of the agricultural department, a large seed farm for the maintenance of the best types is being established in Upper Sind. So far several of these types of wheat, imported from Northern India, have done very well. Both 'Pusa 12' and 'Punjab 11' have very great promise. (e) *Potatoes*.—A good deal of concentrated work has been done on potatoes, chiefly in the northern part of the Poona district during the last three or four years, partly as a result of a special grant from the Government of India, and also because of the co-operation of a Bombay business house—the Union Agency—who were willing to provide a portion of the staff and expenses needed. This arrangement has proved most happy, and it is hoped that it may lead the way to many other instances of co-operation in agricultural inquiry between the agricultural department and business men. During the three years investigations have been made of the diseases of potato and the rots of storage. The combined result of the investigations and discoveries were expected to lead to a very large extension of the potato acreage. (f) *Fodder crops and fodder grasses*.—Fodder crops have had special interest during the year on account of the famine. Marvel grass (*Andropogon annulatus*) promises to have a great future in Western India, Para grass (*Panicum muticum*) promises to prove very suitable for water logged situations, and the elephant grass (*Pennisetum purpureum*) from South Africa shows signs of being a very large yielder. Shevri (*Sesbania ægyptiaca*), a leguminous fodder plant commonly used in the Deccan, has been proved at Mánjri to be capable of giving very large yields when cut much lower than is usually the case. Berseem is now thoroughly established as a fodder crop in Sind. It grows very well everywhere where it has been tried and where water is available. This crop is under experiment in the Presidency proper, with some promise of future use. The Economic Botanist and his assistants have been for a number of years studying the fodder grasses of the Deccan and particularly of the shallower lands, with a view to getting grasses which can be spread widely over such lands to improve their grazing value. A mixture of grasses has now been obtained by means of which splendid crops of grass can be grown, and the spear grass eliminated from such areas. The extension of the use of silos has been seriously taken up in tracts which have an excess of green fodder at one part of the year and a scarcity of any kind of fodder at another time. It has been proved that splendid silage can be made in the Deccan and that, if well made, 65 per cent. of the original green weight can be taken out after four or five months. It would be advantageous if demonstration silos are placed in many parts of the country, and the Sassoon David Trustees have come forward with a grant of Rs. 5,000 towards doing so. (g) *Fruit crops*.—The work of fruit crops is under the control of the Economic Botanist, and for the last few years fairly extensive work has been undertaken on methods of cultivation, propagation, manuring and dealing with diseases of mangoes, citrus fruits, guavas, papayas, figs and grapes. Work with fruits must necessarily be slow, and it is only rarely that a whole industry can be converted from a dying to a flourishing condition in a few years. This has, however, happened in the case of grape growing industry of Násik and Ahmednagar as a result of the introduction of spraying against the grape-vine mildew by the agricultural department. (h) *Artificial manures*.—The agricultural department has an organization for experiments with artificial manures on various crops in the fields of the cultivators. By means of these, formulæ have been worked out for manures which have proved, by repeated trials, profitable in the case of tobacco, potatoes, onions, chillies, bananas, cotton and sugarcane. It is a considerable advance to be able to give formulæ for these crops which can be relied upon to give good and paying results.

Animal husbandry.

4. With the appointment of a special expert in animal breeding the work of the agricultural department enters on a new phase. The Chhárodi herd of kánkreji cattle is one of the finest in India and under the Civil Veterinary Department it has continued to improve and bulls have been given out on the premium system. At Surat a very fine small herd of kánkreji cows, bred essentially for milk, exists, and forms perhaps the best

milking herd of this breed in India. Tegur in the Dhárwár district is an excellent example of the way in which the poor cattle of the *malla* tract can be graded up by good feeding and a first class Mysore bull. The immediate programme is to extend operations to the Mysore breed at Bankápur (Dhárwár) where a farm and herd will be established in the current year. The Shirpur Agricultural Association in Khándesh has, with great zeal, established the foundation of a herd of the Tápti *khillári* breed in the Sátpuras. The question of milk supply for cities became more acute than ever during the year owing to the famine and the consequent death of many animals and to the very heavy prevalence of rinderpest and foot and mouth diseases. The famine and rinderpest checked, for the time being, the scheme for milk collection and transport to Poona from Talegaon started as an experiment in city milk supply from distant villages.

5. Pigs are an enemy of some of the most valuable crops. Sugarcane is often ruined. In many places groundnut planting is impossible. A magnificent crop of potatoes was once almost completely spoiled. The question of dealing with them is, therefore, a most urgent one and the agricultural department has succeeded in doing so by means of pig-proof fencing, and more extensive trials on a larger scale will, all being well, be undertaken in the present year to see how far the very large expense involved in this pays the cultivators. Moreover a pig killing campaign was undertaken in the Nira Valley with the co-operation of the cultivators in order to see how far it would pay to keep organised parties of men with dogs and guns for the purpose. The cultivators helped in the scheme enthusiastically, and professed themselves willing to bear at least a portion of the cost if it was continued. The pig destroyed cost Rs. 6 per animal, but when it is recognised that many of them were full grown females, the cost does not appear excessive. In a similar effort in Kánara, conducted by the local people under the patronage of the Collector, a number of guns were lent. A successful campaign for the capture of wild cattle damaging the crops in the wilder tracts of Násik was undertaken. The operations continued for twenty-five days, the animals being driven into *khedas*. Two or three herds were broken up, but the *khedas* have been left standing, and if there is any need, the work will be recommenced. Work is being carried on energetically in the study of some of the insect pests by the three assistants employed for the purpose, and considerable progress has been made. Plant diseases caused by fungus parasites are many and very destructive. Two or three very great successes in dealing with these were achieved by the agricultural department, and work in extending the use of these remedies was continued during the year. The annual campaigns against the Koleroga of the betelnut palm in the Ratnágiri and Kánara districts were also continued, with great success. Further study of various grain smuts is proceeding, as well as of the storage rots and other diseases of potato.

6. In paragraph 2 above reference has been made to the work in pumping and boring done by the agricultural department. This work affords one of the most effective methods of approaching and influencing the cultivator. One of the sections of the activities of the Engineer's Department is that of organizing mechanical cultivation on behalf of the cultivators. The famine destroyed the opportunity for the normal use of the steam plough, *viz.*, for clearing new land or for dealing with land hopelessly infested with deep rooting weeds. The possibilities of motor tractors in Western India need testing. With this object one tractor was obtained and has already done some work in the Deccan, and three other types have been ordered. Full tests were to be made during the cold weather and the department hopes to come to some definite conclusions early in 1920.

7. Three bulletins and 11 leaflets were issued during the year. Agricultural associations have been organized in many parts of the Presidency and many of them have done excellent propoganda work. These associations have been specially successful in Khándesh and in some parts in the Southern Division. Three of the most important of them carry on agricultural magazines in vernacular. A monthly Maráthi magazine, with special reference to Konkan conditions, was started at Alibág under the patronage of the agricultural department. The members of the department contributed a good deal to the vernacular agricultural magazines, to the Agricultural Journal of India and to other publications. The Deputy Directors co-operate by means of depôts spread over the districts for the hire of implements, by demonstration farms and plots and by deputing overseers to distribute seeds, manures, implements or materials for the prevention of plant diseases.

4—AGRICULTURAL EDUCATION.

1. The work of the college continues to be increasingly popular. The larger part of the college building was taken by the military authorities for hospital purposes in July 1916. In the early part of 1919 the buildings again became available. The attendance at the college rose from 137 to 170. There is a growing demand for the graduates of the college from various quarters including the agricultural department of the Presidency. Many of the graduates are managing their own farms. During the year special grants for the development of the college aggregating Rs. 1,25,000 were received from the Government of India.

2. During the year one new vernacular school was opened near Alibág, raising the number of schools from four to five, of which one is in Sind. There is a prospect of a few more new schools being started immediately. The Government of India have given

a special grant of Rs. 1,20,000 towards initial expenditure. The school at Mirpurkhás in Sind has not been a great success. The question of developing it on different lines is under consideration.

5.—ADVANCES TO CULTIVATORS.

The advances made to cultivators under the Land Improvement Loans Act and the Agriculturists' Loans Act in each of the districts of the Presidency during the past two years are contrasted in the following statement:—

District	1917-18		1918-19.	
	For purchase of seed and cattle, Act XII of 1884	For permanent improvement, Act XIX of 1883	For purchase of seed and cattle, Act XII of 1884	For permanent improvement, Act XIX of 1883
1	2	3	4	5
Ahmedabad	Rs. 35,902	Rs 1,175	Rs 2,17,000	Rs 35,206
Kara	17,697	1,125	20,04,429	4,87,718
Panch Maháls	14,444	...	5,57,210	44,696
Broach	2,600	21,83,493	29,575
Surat	145	600	1,01,166	4,585
West Khándesh	12,910	500	8,32,548	1,51,240
East Khándesh	5,236	1,625	1,69,600	1,56,015
Násik	209	2,678	4,49,792	2,33,242
Ahmednagar	20	325	18,43,044	6,26,000
Poona	150	2,100	9,29,567	10,90,892
Sholápur	250	49,683	1,65,825
Sátára	360	3,55,925	3,66,431
Belgaum	...	675	1,82,404	1,46,015
Bijápur	1,287	2,500	2,77,250*	4,25,464*
Dhárwár	28,384	13,887	2,64,358	23,186
Thána	1,400	.	2,47,985	35,065
Kolába	75	300	80,551	2,190
Ratnágiri	4	620
Kánara	5,160	1,24,807	1,950
Total for the Presidency proper	1,25,619	28,100	1,08,70,816	40,26,215
Karáchi	1,06,255	48,583	4,02,629	1,25,050
Hyderabad	57,224	30,752	2,34,272	46,799
Sukkur	37,494	44,081	2,74,465	2,41,694
Upper Sind Frontier	52,580	22,681	1,71,113	1,06,612
Lárkána	1,39,230	36,733	3,75,042	1,22,766
Thar and Párkar	1,04,797	31,595	4,82,658	1,04,753
Nawábshah	1,17,944	49,235	2,24,804	78,695
Total for Sind	6,15,524	2,63,660	21,64,983	8,26,369
Grand Total	7,41,143	2,91,760	1,30,35,799	48,52,584

* Figures of Bijápur for 1918-19 are approximate.

The figures given above are for the takávi year ending 30th September 1919. The aggregate amount advanced under the Acts increased by Rs. 1 69 crore to Rs. 1 79 crore. The amount advanced in the Presidency proper increased by Rs. 1 47 crore and that in Sind by Rs. 21 12 lákhs. The year being one of famine and scarcity, heavy advances had to be made, chiefly for the preservation of cattle. The province of Sind was also affected owing to scanty inundation and large payments had to be made, the amounts so granted being spent for digging new wells, clearance of karias and the purchase of fodder, seed and cattle. In the Presidency proper the amount advanced under the Agriculturists' Loans Act was utilized mainly towards the preservation and replacement of cattle and the purchase of

for women and children. The band performances at the different band-stands were 74 against 72 in the preceding year. The number of visitors on band days at the Victoria Gardens when admission fees were charged fell from 14,551 to 10,147 and the receipts from Rs. 1,436 to Rs. 1,004. New plants were added to the collection as usual. Eighteen animals and birds were presented during the year, 16 were born in the gardens, 103 were purchased and 24 were received in exchange. There were 43 casualties. The municipal budget grant for all the gardens was Rs. 1,38,923, of which Rs. 1,32,001 were spent, the corresponding figures for the previous year being Rs. 1,24,475 and Rs. 1,17,345.

2. These gardens are maintained by the Agri-Horticultural Society of Western India. The year was very unfavourable for garden work owing to scanty rainfall, but the gardens did not suffer much from the drought owing partly to higher prices realized from the garden produce. The income of the Empress Gardens, including an opening balance of Rs. 7,906, rose from Rs. 34,955 to Rs. 38,214, of which Rs. 10,169 were realized by the sale of seeds, Rs. 8,222 by the sale and hire of plants, Rs. 5,107 by the sale of cutflowers, Rs. 1,486 by the sale of fruits and Rs. 719 by the sale of vegetables. The expenditure, including the Bund Gardens deficit, declined from Rs. 27,049 to Rs. 26,091, while the closing balance rose from Rs. 7,906 to Rs. 11,444, which does not include the amount deposited in the Deccan Bank in liquidation. The cost of maintaining the Bund Gardens fell from Rs. 2,589 to Rs. 2,209, of which Rs. 2,203 were met from sale proceeds and Rs. 100 were contributed by the Poona Suburban Municipality. The deficit of Rs. 106 was paid from the Empress Gardens funds.

Empress and Bund
Gardens, Poona.

5.—Forests.

For details see the Annual Report on Forests for 1918-19 and tables under Forests printed in Part IV (b) of the Statistics of British India.

1.—NORTHERN CIRCLE.

1. The total area under forest rose slightly from 3,833 square miles 598 acres Area to 3,833 square miles 714 acres, of which 3,021 square miles 76 acres were reserved forest and 812 square miles 638 acres protected forest.

2. The cost of repairs and annual colouring of the existing cairns amounted to Boundaries. Rs. 1,981 against Rs. 1,506.

3. One hundred and fifty-six coupes for the year 1919-20 and 168 for 1920-21, Working plans. aggregating 24,040 acres were laid out at a cost of Rs. 2,121.

4. Including the cases pending from last year, prosecutions decreased from 235 to 228. Forest offences. Out of the 147 cases tried by Magistrates 138 resulted in convictions and 9 in acquittals. The percentage of convictions was 93·8 against 96·1. Cases compounded during the year, including those pending from the previous year, numbered 5,163 against 5,408 and the compensation recovered was Rs. 24,763 as against Rs. 27,341. In 808 cases offenders were not detected. The number of cattle impounded fell from 63,223 to 59,845.

5. The area successfully protected from fire was 2,050,642 acres. The cost of such Forest fires. protection decreased from Rs. 20,475 to Rs. 18,196. The number of fires was 385 and the area burnt 35,680 acres as against 23,999 acres.

6. Timber worth Rs. 9,172 was given free (1) to poor people for re-building houses Free grants. destroyed by fire, (2) for a church and (3) for a dispensary at Murbad.

7. The expenditure on plantations and nurseries amounted to Rs. 16,493 as against Plantations. Rs. 17,490 in the previous year.

8. The total outlay under this head rose from Rs. 56,881 to Rs. 1,20,436, of which Communications and buildings. Rs. 70,618 were spent on buildings, Rs. 45,871 on roads and Rs. 3,946 on other works.

9. Revenue increased from Rs. 23,25,836 to Rs. 29,54,859 and expenditure from Financial results. Rs. 6,74,796 to Rs. 8,51,444. Thus there was a net surplus of Rs. 21,03,415 as against Rs. 16,51,040 in the previous year.

2.—CENTRAL CIRCLE.

1. The total forest area was 5,396 square miles and 125 acres as against 5,397 Area square miles and 488 acres.

2. The demarcation of 13 miles of new boundaries was carried out at a cost of Boundaries. Rs. 395 and 9,353 miles of the existing boundaries were kept in repair, including colouring, etc., charges at a cost of Rs. 1,548.

3. A working plan for the Satara teak and scrub forests is still under consideration. Working plans. A combined working plan for the North Tapti Satpuda Forests which was under preparation last year has been completed. These forests are now being worked according to the prescriptions therein laid down. Working plans of Poona Babul forests, Poona Teak forests and Nāgar Teak forests are under revision. A revised working plan for the Matheran plateau forests has been sent to the Chief Conservator of Forests for transmission to Government. The working plan for the Casuarina areas in the Kolaba Division is under revision.

4. Including 101 cases pending from the previous year the number of prosecutions decreased from 598 to 493. Out of 493 cases, 2 were withdrawn and 149 are still pending at the end of the year. Of the 342 cases disposed of by Magistrates 312 cases resulted in convictions, 30 cases in acquittals and 2 cases were withdrawn giving a percentage of 91·2 as against 90·7 in the previous year. The number of compounded cases increased from 5,502 to 6,281. One thousand eight hundred and sixty-nine cases were pending. The amount of compensation in 5,680 cases decreased from Rs. 41,597 to Rs. 36,273. Offenders were undetected in 761 cases. The number of cattle impounded increased from 59,829 to 68,923.
5. The number of fires increased from 379 to 380, and the area traversed from 113,437 to 585,223 acres. Expenditure on fire protection decreased from Rs. 16,360 to Rs. 11,207.
6. The value of forest produce granted free was Rs. 14,248 as against Rs. 3,500.
7. The expenditure on roads increased from Rs. 11,019 to Rs. 12,296, while that on buildings decreased from Rs. 21,079 to Rs. 15,129. On other works the expenditure rose from Rs. 439 to Rs. 2,419.
8. The revenue slightly increased from Rs. 10,47,251 to Rs. 10,48,454, and expenditure from Rs. 5,62,247 to Rs. 6,13,413. This was exclusive of famine fodder operations, the revenue and expenditure whereon amounted to Rs. 5,23,301 and Rs. 6,77,792 respectively.

3.—SOUTHERN CIRCLE.

1. The area of reserved forest decreased from 4,450 square miles to 4,429 square miles, and the area of protected forest increased from 133 square miles to 137 square miles. The Ratnagiri Forest Division—19 square miles—was transferred to the Revenue Department at the beginning of the year.
2. Twenty-four miles of new boundaries were artificially demarcated during the year at a cost of Rs. 107.
3. Three new working plans, area 149 square miles, were sanctioned during the year.
4. The number of prosecutions decreased from 240 to 61, but the percentage of acquittals rose from 15·0 to 18·67. The number of compoundings was 3,042 against 3,238, and the compensation recovered was Rs. 15,905 against Rs. 19,469.
5. The area attempted to be protected against fire was 4,107 square miles as compared with 4,038 square miles in the preceding year. The percentage of failure was 13·5 against 4·5 in 1917-18. The cost of protection was Rs. 7·8 per square mile against Rs. 5·3 in 1917-18.
6. The value of forest produce granted free was Rs. 24,734 against Rs. 14,436 in the previous year.
7. There was a substantial increase in the expenditure on new buildings from Rs. 9,262 to Rs. 58,082 and on new roads from Rs. 57,296 to Rs. 3,44,175. The expenditure on other works increased from Rs. 6,377 to Rs. 8,423. Repairs to existing constructions cost Rs. 1,60,826 against Rs. 68,648.
8. The revenue rose from Rs. 22,31,441 to Rs. 32,35,937 and the expenditure from Rs. 19,50,876 to Rs. 25,24,474. The net surplus was thus Rs. 7,11,463 as compared with Rs. 2,80,565 in the previous year.

4.—SIND CIRCLE.

1. During the year 27 square miles 26 acres were added by accretion, while an area of 30 square miles 636 acres was disforested, transferred or eroded. The total area under forest at the close of the year amounted to 1,155 square miles 58 acres.
2. External boundaries to the extent of 12 miles were artificially demarcated during the year. Repairs to existing boundaries were carried out over a length of 2,018 miles. The work was done by free labour in exchange for certain privileges granted by the Forest Department. Of the internal boundaries, 8¼ miles of new compartment lines were cut during the year, of which about 7½ miles were cut free of cost, while about 12 miles in the Larkana division cost Rs. 345. Old rides, twenty feet wide, were kept clear over a length of 3,211½ miles. This latter work was done free by Maldárs and is valued at Rs. 5,703.
3. The area awaiting forest settlement at the beginning of the year was 165 acres but was all washed away by the river during the year.
4. The prescriptions of the working plans were adhered to and the prescribed coupes duly exploited. Dead wood was also exploited in all divisions. The revised working plans for the Sukkur, Shikarpur and Larkana divisions have been consolidated into one to include all the forests of Upper Sind. Some modifications of the proposals made are necessary and are now under consideration.
5. Of the 144 cases tried by Magistrates 64 resulted in convictions and 18 in acquittals, 12 cases were compounded under section 67 of the Indian Forest Act, and 50

cases are pending at the close of the year. The percentage of failures was 19.15 as compared with 24.04 in the preceding year. Including cases of illicit grazing the number of forest offences compounded under section 67 of the Indian Forest Act was 3,125 and the amount recovered as compensation was Rs. 13,951. Of the above number 111 cases were let off with a warning.

6. Two hundred and fifty-one fires occurred during the year as compared with 103 in the preceding year, the area burnt being 10,685 acres against 3,846 acres. Forest fires.

7. Natural reproduction during the year under report was unsatisfactory in the Karachi and Hyderabad divisions, poor from seed and fair from coppice in Larkana division, poor in the Shikarpur, and most unsatisfactory in Sukkur division. The area flooded was only 109,459 acres as against 560,919 acres in the previous year. Works of artificial reproduction were carried on with and without the aid of cereal cultivation. The results are poor throughout the circle owing to the very low inundation of the river. Natural and artificial production.

8. The value of timber and other forest produce given free for agricultural purposes, construction of dwellings, mosques and temples was Rs. 652 as against Rs. 1,140 last year. Free grants.

9. No roads for inspection or transport purposes were constructed during the year. New buildings were constructed at a total cost of Rs. 183. Repairs to existing buildings cost Rs. 3,166. Rs. 1,938 were spent on new irrigation works, and Rs. 3,802 on clearing old karias and maintaining the existing bunds. Communications, buildings and irrigation

10. Revenue increased from Rs. 7,33,051 to Rs. 7,72,890. This increase was mainly due to better prices obtained by the sales of annual coupes and dead wood and to clearing of larger areas. Expenditure increased from Rs. 2,35,727 to Rs. 2,60,571 owing to departmental exploitation of wood from erosion strips and thinnings, and to the grant of war allowance to the subordinate protective office establishments. Financial results.

6.—Mines and Quarries.

Information under this head is not given for this year for want of materials under the orders of Government.

7.—Power Industries and Handicrafts.

For

Decennial review,

See

General Administration Report for 1911-12, part II, pages 146—152.

For details see the Annual Report of the Department of Industries for 1918-19 and the Statistics of British India, Part I.—Industrial.

The Department of Industries which was created in December 1917 is at present advised and assisted by part-time services of officers of other departments and institutions and by an Advisory Board. The expenditure of the department during the year amounted to Rs. 73,000. An improved process for treating the bitterns at the Khárághoda salt-works was completed and plant installed; this will result in an improved production of magnesium chloride and full recovery of by-products, viz., magnesium sulphate and zinc chloride. Arrangements were made for testing the bitterns as a possible source of bromine. Experiments were made in the manufacture of casein with the object of improving the methods of manufacture in the villages of Gujarát. A survey of the alkali deposits in Sind by the Geological Survey of India showed the possibility of increasing the output of carbonate of soda by the construction of soda-gardens and the improvement of its quality by the use of hydrometers; measures to secure these results were taken. An investigation into the utilization of the oleo-gum-resin of *Boswellia serrata* was initiated. A scheme was also prepared by the pottery expert for pioneering and demonstrating new lines of pottery manufacture. For the Fisheries section the purchase of a trawler is contemplated and experimental trawling will, if possible, be undertaken. An improved silk-twisting machine for the silk industry at Surat and a method of sterilizing bristles for a brush factory were devised. The cultivation of tanning bark received much attention at the hands of the Forest Department. The acquisition and development for factory sites of 500 acres of land in Sálsette was begun; this will be of great assistance to local industrial enterprise. Finally, general and technical assistance of various kinds was given to a number of minor industries. The main problems of technical education in all its aspects and the organization of industrial intelligence have not yet been attacked but will very shortly be taken up.

2. The really important industry of the Presidency is the cotton industry of which the principal centres are Bombay and Ahmedabad. The shortage of cotton was responsible for the closing down of a great number of ginning and pressing factories, but the very high prices of manufactured goods were responsible for the earning of good profits by the weaving and spinning mills. The year did not prove, with exceptions here and there, a good one for any of the minor industries owing to influenza, famine and other adverse conditions. The Department of Industries demonstrated the use of fly-shuttle looms through the chief medium of schools opened in important handloom weaving centres, while the Churchill loom

introduced by the Ahmednagar Mission was further improved and made more efficient and useful. On the whole with a few exceptions the handloom industry did not prosper during the year owing to high prices of yarn and shortage of dyes. The manufacture of blankets, rugs, carpets, etc., also did not fare well. Shortage of coal greatly handicapped the working of glass factories. The six Bombay factories which have been established during the war continued to work briskly but their economic position, situated as they are at a distance from sources of sand and coal, is not satisfactory. The Sunth Road Glass Factory in the Panch Mahals, which had remained closed, changed hands and is expected to work next year. The glass factories at Talegaon near Poona and at Karád in the Sátára district and the bangle factories at Kaira and Belgaum worked under great difficulties. The flour and oil mills did fairly well on the whole. The failure of cotton crop caused a great number of the ginning presses and factories either to close down or work part time. The match factories at Belgaum and Karád (Sátára) did not work, while the Poona paper mill more than doubled its outturn. The tannery at Panoakil (Sukkur) did well during the year. A tile factory at Panvel (Kolába) was opened during the year. A project for a sugar factory was started in the Ahmednagar district while a small quantity was manufactured at Phursungi factory (Poona). The gold and silver thread and brass and copper pot industries also experienced a hard year. Good silk cloths are being manufactured at Ahmedabad, Sukkur and Surat, those manufactured at the latter place going entirely to France. Among other minor industries may be mentioned the lacquer industry of Sind and the pen-nib industry of Ratnágiri. There are several soap factories working but none are in really competent hands. Owing to the cessation of war the boat building industry also declined to some extent.

THE FACTORIES ACT.

For details see the Annual Factory Report of the Bombay Presidency for the year 1918.

- Number of factories. 1. The number of factories subject to the control of the Act rose from 835 to 868. Seven factories, of which four were ginning and pressing factories, two cotton mills and one a dye work, were struck off the list. New factories comprised 28 ginning and pressing factories, one cotton mill, one hosiery, one woollen mill, one railway work, one printing press, two bleaching and dyeing factories, two motor-car works, one iron work and two oil mills. The number of factories at work fell from 779 to 772. Of the total number of factories, 318 were perennial and 550 seasonal. Of the former 180 and of the latter 547 were connected with the cotton industry.
- Number of operatives. 2. The total number of operatives employed in the Presidency increased from 295,391 to 296,672, of whom 230,128 were engaged in the cotton industry. The number of women employed decreased from 56,215 to 54,297 but that of children increased from 13,092 to 14,438.
- Accidents. 3. There were 128 serious accidents and 33 fatal accidents, the latter of which caused the death of 39 persons. Minor accidents numbered 698. The average number of accidents per 100 operatives employed fell from '31 to '23.
- Prosecutions. 4. All the 16 prosecutions instituted by inspectors resulted in convictions; in 14 instances fines ranging from Rs. 10 to Rs. 200 were inflicted and in 2 cases the accused were warned and discharged. Besides these, 11 convictions were secured in cases instituted by additional inspectors.
- Inspection. 5. Out of the 318 perennial factories, 294 were inspected more than three times, 14 three times, 6 twice and 4 once. Of the seasonal factories, 7 were inspected more than three times, 2 three times, 31 twice and 444 once, while 66 escaped inspection altogether, of which, however, 33 were closed throughout the year. All these inspections were performed by the whole-time inspectors. In addition, extra visits were made for purposes of inspection and inquiry and special visits for checking tallow refund claims and priority claims.
- General. 6. There were no serious fires, although the loss of a few lives was reported owing to burns received in some of the factories. Millowners in Bombay have opened many grain shops on their mill premises for the use of their mill operatives. The millowners in Bombay and Ahmedabad are taking greater interest in the question of providing housing accommodation for their operatives. It is said that sums of money are held in reserve for the building of chawls as soon as a suitable design is decided on as most appropriate for the class of persons concerned.
- Education. 7. Nine mills maintained schools for the education of mill children. The total number of children on the rolls was 365. The Bombay Municipality opened two free schools at DeLisle Road and at Lower Parel for half-time children. The schools work from 7 to 9 a.m. and from 2 to 4 p.m. The number of children on the rolls of the two schools was 170. A few half-time workers attended the free night schools at Chinchpokli and Tardeo.

THE STEAM BOILER INSPECTION ACT.

- Number of boilers and inspections. 1. The total number of boilers on the register for the Presidency, including Sind, Aden and the Native States, rose from 4,234 to 4,311. This is not, however, the number of boilers in working order as owing to the practice of giving a new boiler a new number it is found very difficult to discover what boilers on the register have become unserviceable or ceased to exist. The number of boilers inspected and certified rose from 2,287 to 2,316. The

inspectors carried out 2,543 inspections and paid 2,267 casual visits as against 2,209 and 1,722, respectively, in the previous year. In addition to these, 1,034 visits were paid for witnessing hydraulic and steam tests as against 900 in the preceding year.

2. No Commission sat during the year to hear appeals, nor was any enquiry held under section 27. Boiler Commission

3. Twelve irregularities were brought to notice against eleven in the previous year. Of these, two were in Bombay, one in Thána, one in Broach, seven in Ahmedabad district and one in Sind. In four cases departmental action was taken. Fourteen accidents were enquired into as against thirteen in the preceding year. Only in one case was there an explosion of steam and only one case of personal injury, a slight scalding. Offences and accidents.

4. Receipts fell from Rs. 99,358 to Rs. 73,475. Finance.

5. During the year four examinations were held in Bombay, four at Karáchi and none at Aden. At Bombay 190 out of 562 and at Karáchi 25 out of 44 examinees passed. Examinations.

8.—Trade.

- For details see—(1) Reports on the Maritime Trade of the Bombay Presidency and of the Province of Sind
(2) Annual Statement of the Sea-borne Trade and Navigation of the Bombay Presidency
(3) Annual statement of the Sea-borne Trade and Navigation of British India with the British Empire and Foreign Countries
(4) Annual Statement of the Coasting Trade and Navigation of British India
(5) Review of the Trade of India
(6) Statistics of British India, Part II
(7) Report on the External Land Trade of Sind.
(8) Accounts relating to the Trade by Land of British India with Foreign Countries
(9) Report on the Rail-borne Trade of the Bombay Presidency excluding Sind.
(10) Accounts of the Trade earned by Rail and River in India.
(11) Report on the Trade and Navigation of the Port of Aden

(1) PRESIDENCY PROPER

SEA-BORNE TRADE.

For the first seven months of the year under review trade was carried on under war conditions and prices remained high, until with the armistice early in November conditions were entirely changed in many directions and to a large extent a new set of conditions came into force. The southwest monsoon appeared nearly three weeks before the usual time but after good rainfall during the first few weeks there was a break which, with an interval in August of some improvement, continued till the end of the monsoon period. The result has been widespread scarcity in the Bombay Presidency and famine conditions in some districts. The failure of the monsoon had great effect upon the course of trade, the most marked result being a decrease of Rs. 10 crores or 13 per cent. in the exports of Indian produce. The aggregate value of the foreign and coasting trade (including Government stores but excluding treasure) of the Bombay Presidency excluding Sind was returned at Rs. 217 crores showing a further advance of Rs. 23 crores over the figures of 1917-18. Private trade increased from Rs. 185 crores to Rs. 207 crores and Government stores from Rs. 8.53 crores to Rs. 9.33 crores. The aggregate customs revenue consisting of import and export duties and excise duty on cotton goods manufactured in the Presidency amounted to Rs. 6.02 crores as against Rs. 5.12 crores in the previous year, showing an increase of Rs. 36 lakhs in the import and export duties and Rs. 55 lakhs in the excise duty on cotton manufactures. No changes were made in the rates of customs duty during the year. The total value of the foreign trade (private) excluding treasure exceeded the record figure of the preceding year by Rs. 8.13 crores. The noteworthy features of this trade are a remarkable increase amounting to Rs. 14.26 crores in the imports of merchandise and a heavy fall of Rs. 10 crores in the exports of Indian produce the value of which went back to the level of 1913-14. Re-exports of foreign merchandise show an advance of Rs. 3.91 crores. The increase in imports is principally due to larger arrivals of *cotton manufactures* and *yarn* from Japan, *articles by post* from the United Kingdom and *metals* from Japan and the United States of America. Larger reshipments of *cotton piece-goods* to Basra are chiefly responsible for the increase in re-exports, while the fall in exports of Indian produce is almost entirely due to smaller shipments of *raw cotton* to Japan and the United Kingdom.

A.—CHIEF PORT—BOMBAY.

The total trade of the Port of Bombay, exclusive of Government transactions, was valued at Rs. 200.62 crores, showing an increase of Rs. 13.26 crores over the previous year's figures. Government transactions were valued at Rs. 9.27 crores, an increase of Rs. 76 lakhs. The freight difficulty was specially great during the period of the year covered by the war, and the high rates were maintained till November. But as a result of the cessation of hostilities they dropped very greatly thereafter.

(i) Foreign Trade.

General.

1. The aggregate value of private foreign trade was Rs 147.69 crores against Rs. 139.54 crores, an increase of Rs. 8.15 crores or about 6 per cent. The general course of foreign trade is shown in the following table—

Articles.	1914-1915	1915-1916	1916-1917	1917-1918	1918-1919.	Increase or Decrease in 1918-19.
	Rs	Rs	Rs	Rs	Rs	Rs.
	Lákhs	Lákhs	Lákhs.	Lákhs	Lákhs	Lákhs
IMPORTS						
I.—Food, drink and tobacco ...	5.05 26	8.61 65	8.80 75	8.68 12	10.30 54	+1.62 42
II.—Raw materials and articles mainly un- manufactured	4.74 75	4.20 13	5.22 79	5.75 58	5.19 44	- 56 14
III.—Articles wholly or mainly manufactured.	34.82 02	29.88 27	39.64 68	39.92 45	51.64 37	+11.71 92
IV.—Miscellaneous and unclassified (including parcel post) ...	1.45 66	1.41 64	1.64 34	2.45 21	3.94 04	+1.48 83
Total, Imports	46.07 69	44.20 69	55.32 56	56.81 36	71.08 39	+14.27 03
EXPORTS.						
<i>Indian Produce and Manufactures</i>						
I.—Food, drink and tobacco	2.95 82	4.69 13	5.93 97	10.17 00	7.67 91	- 2.49 08
II.—Raw materials and articles mainly un- manufactured ...	34.57 92	28.77 41	48.93 07	50.79 46	42.19 35	-8.60 11
III.—Articles wholly or mainly manufactured	8.77 34	10.20 37	15.90 59	14.40 43	15.37 23	+96 80
IV.—Miscellaneous and unclassified (including parcel post) ...	51 39	66 84	71 10	77 48	86 60	+9 12
Total, Indian Produce and Manufactures ..	46.82 47	44.33 75	71.48 73	76.14 37	66.11 09	-10.03 27
<i>Foreign Merchandise.</i>						
I.—Food, Drink and Tobacco	53 52	98 42	1,63 15	2,29 82	2,08 42	- 21 40
II.—Raw materials and articles mainly un- manufactured	22 85	30 47	55 29	24 59	40 25	+15 66
III.—Articles wholly or mainly manufactured	1,47 80	1,72 49	3,59 76	3,92 83	7,80 78	+3,87 95
IV.—Miscellaneous and unclassified (includ- ing parcel post) ..	4 59	4 52	7 81	11 52	20 54	+9 02
Total, Foreign Merchandise	2,28 76	3,05 90	5,86 01	6,58 76	10,49 99	+3,91 23
Total, Exports ..	49,11 23	47,39 65	77,34 74	82,73 13	76,61 08	- 6,12 04

Imports

2. All classes in the import branch of trade except class II which is not of much importance show increases. Of the advance of Rs. 1.62 crore in class I nearly Rs. 96 lákhs increase was due to the arrival of *Australian wheat* which was specially arranged for in view of the scarcity consequent on the monsoon failure. Imports of *liquors, provisions, spices, tea and tobacco* also record large increases while those of *sugar, fruits and vegetables and other articles of food and drink* declined. The decrease of Rs. 56.14 lákhs in class II is accounted for by smaller imports of *wood and timber, oils and miscellaneous articles*, while imports of *textile materials and coal, coke and patent fuel* show material improvement, most of the coal coming from Africa. The large increase of Rs. 11.72 crores in class III which is the most important group in this branch of the foreign trade was due principally to larger arrivals of *cotton yarn and textile fabrics* (+Rs. 8.58 crores), *metals—iron and steel and manufactures thereof* (+Rs. 1.02 crore), *machinery* (+68.28 lákhs), *apparel* (+Rs. 58.85 lákhs), *cutlery, hardware and instruments* (+Rs. 55.93 lákhs), *metals, other than iron and steel* (+Rs. 30.06 lákhs), *railway plant and rolling stock* (+Rs. 29.18 lákhs) and *dyes and colours* (+Rs. 27.98 lákhs). Imports of *miscellaneous articles and chemicals, drugs and medicines* show decreases. The increase of Rs. 1.49 crore in class IV was due to larger imports of *miscellaneous articles by post*. An examination of the more important of these articles shows that imports of *apparel* advanced by Rs. 52.35 lákhs. *Chemicals and chemical preparations* receded from Rs. 1.23 crores to Rs. 87.89 lákhs. The imports of *foreign coal* advanced by Rs. 11.4 lákhs to Rs. 14.45 lákhs. *Drugs and medicines* maintained the improvement of the preceding year and advanced from Rs. 73.76 lákhs to Rs. 80.91 lákhs, the value of *quinine* being nearly double that of the previous year. *Dyeing and tanning substances* maintained the improvement noticed last year, the imports having further advanced by Rs. 14.53 lákhs to Rs. 1.29 crore, but the premier position occupied by the United Kingdom in the previous year was captured by the United States of America. Import of *aniline dyes* from the United Kingdom fell by Rs. 7.19 lákhs to Rs. 31.73 lákhs while supplies from the United States of America rose by Rs. 13.24 lákhs to Rs. 48.59 lákhs. *Glass and glassware* dropped by Rs. 24.26 lákhs to Rs. 66.19 lákhs. Imports from Japan fell by Rs. 21.79 lákhs. The United Kingdom showed a slight improvement. *Hardware* improved by Rs. 28.43 lákhs to Rs. 1.32 crore. Imports of *ale and beer* in bottles have

advanced by 177,112 gallons to 726,481 gallons in quantity and by Rs. 11.6 lakhs to Rs. 27.39 lakhs in value. Imports of *whisky* declined by 54,829 liquid gallons, but advanced in value by Rs. 1.81 lakhs. Imports of *brandy* show a recovery from the decline noticed last year and have advanced by 5,577 gallons to 98,925 gallons. Imports of *gin* fell off in quantity but rose in value, while those of *rum* decreased both in quantity and quality. There was an increase in the import of *perfumed spirits* but *drugs containing spirits* showed a decrease of 8,792 gallons. Imports of *wine* recovered from the decline noticed last year, recording an advance of 61,980 gallons in quantity and Rs. 9.84 lakhs in value. *Machinery and mill work* had a substantial expansion by Rs. 51.28 lakhs to Rs. 2.18 crores, *textile machinery* alone advancing by Rs. 46.87 lakhs to Rs. 1.54 crore. The record figure (Rs. 122.57 lakhs) of *matches* recorded last year fell by Rs. 51.97 lakhs to Rs. 70.6 lakhs. The imports of *metals and ores* advanced by 3,402 tons in quantity and Rs. 1.33 crore in value. *Motor-cars* increased from 292 to 335, but the value fell from Rs. 10.98 lakhs to Rs. 7.42 lakhs. *Motor-cycles* decreased from 52 to 23 and their value dropped from Rs. 43,000 to Rs. 22,000. Imports of *kerosene oil* from foreign countries and of *mineral oils* fell by Rs. 35.7 lakhs and Rs. 14.7 lakhs. *Railway plant and rolling stock* recovered appreciably from the lowest level reached in the preceding year, the total value of imports having advanced by Rs. 29.18 lakhs to Rs. 45.06 lakhs, of which the United Kingdom accounted for 98 per cent. Imports of *sugar* were larger by 8,767 cwts. in quantity but smaller by Rs. 11.78 lakhs in value. The advance in quantity is solely due to increased shipments from Mauritius, whose exports exceeded those from Java by 254,000 cwts. Mauritius supplied 50 per cent. of the total imports, Java 41 per cent. and the Straits Settlements 5 per cent. Imports from Japan fell by 61,741 cwts. to 7,107 cwts. only. Imports of *foreign teas* amounted to nearly 8½ million lbs. valued at Rs. 69.74 lakhs and exceeded the record figure of the preceding year by 627,000 lbs. in quantity and Rs. 20.02 lakhs in value. *Cotton manufactures and twist and yarn* which represent 75 per cent. of the total trade in textiles show a recovery from the deficit recorded in the previous year, imports of *twist and yarn* having improved by 17 million lbs. to 23 million lbs. in quantity and by Rs. 3.56 crores to Rs. 4.83 crores in value and *cotton manufactures* by Rs. 4.04 crores to Rs. 18.76 crores. The improvement in *twist and yarn* was due to increased shipments from Japan amounting to 20.4 million lbs. against 2.9 million lbs. in 1917-18 while imports from the United Kingdom further fell by 1.3 million lbs. to 1.6 million lbs. There was a further decline in the imports of *raw silk* in quantity and value. On the other hand *silk manufactures* further advanced by Rs. 75.38 lakhs to Rs. 3.1 crores. *Raw wool* further declined by 626,000 lbs. in quantity and Rs. 1.88 lakhs in value owing to a further drop in the supplies from Persia. On the other hand *woollen manufactures* further advanced by Rs. 21.8 lakhs to Rs. 1.63 crores. This increase was, however, due to higher prices which obscured the decrease of nearly 2½ million yards in quantity. Supplies of *manufactured tobacco*, mostly from the United Kingdom, improved both in quantity and quality. *Unmanufactured tobacco*, the greater portion of which was received from Mesopotamia, Asia Minor, Syria and Persia, was valued at Rs. 3.5 lakhs, giving an increase of 144,000 lbs. in quantity and Rs. 2.17 lakhs in value. Imports of *timber* again fell both in quantity and value.

3. The total value of foreign merchandise re-exported amounted to Rs. 10½ crores against Rs. 6.58 crores in the preceding year. The increase was mainly due to large shipments of *cotton manufactures, cotton twist and yarn, silk manufactures, apparel* and *tea* and partly to the difficulty in exporting countries of obtaining through freight. Exports of *cotton manufactures* advanced further by Rs. 2.48 crores to Rs. 5.47 crores due to larger shipments to Aden, French Somaliland, Bahrein Islands, Asiatic Turkey and Persia. There was a decline in *refined sugar*. Re-exports

4. The scarcity caused by the failure of the monsoon rains was reflected in the restricted shipments of most of the principal articles of export. The total value of exports of *Indian produce and manufactures* was Rs. 66.11 crores showing a decrease of Rs. 10 crores or 13 per cent. compared with the figures of the previous year. Of the total exports, 87 per cent. is represented by *raw cotton, twist and yarn, seeds, cotton manufactures, grain, pulse and flour, raw wool, leather and raw hides and skins*. *Raw cotton and grain, pulse and flour* showed marked decreases amounting, respectively, to Rs. 11.47 crores and Rs. 3.17 crores while *raw wool* recorded an increase of Rs. 1.16 crore. The value of exports of *grain, pulse and flour* showed a decrease of Rs. 3.17 crores while *raw wool* recorded an increase of Rs. 1.16 crore. *Wheat*, which has hitherto been the principal item in this group, fell below *rice*, the shipments having decreased by 4 million cwts. to 792,000 cwts. in quantity and by Rs. 2.65 crores to Rs. 62.63 lakhs in value. The Wheat Commissioner continued to control all shipments. Exports of *rice* which amounted to 2 million cwts. worth Rs. 2.29 crores showed a decrease of 178,000 cwts. in quantity but an increase of Rs. 33.93 lakhs in value. These figures would have been higher but for the fact that during the latter part of the year after the failure of the monsoon the export overseas of *rice* and of certain other food grains was controlled. *Pulse* decreased by Rs. 75.27 lakhs owing to smaller shipments to the United Kingdom, Ceylon, France and Egypt and the cessation of shipments to French West Africa. *Jawār and bājri* further declined by Rs. 7 lakhs as a result of restricted shipments to Aden. *Barley and gram* rose owing to large shipments to Italy. The control by Government of exports of *hides and skins (raw and tanned)* continued during the year, but the restrictions on shipments of *tanned skins* were removed during the last quarter of the year. *Metals and ores* decreased by Rs. 10 lakhs as shipments of *manganese ore* were, like Exports proper.

last year, permissible only to the United Kingdom and to allied countries and these under certain conditions. Exports of *seeds* declined by 908,000 cwts. to 4½ million cwts. but rose in value by Rs. 39·2 lakhs to Rs. 5·7 crores. Remarkable decreases took place in *sesamum* (- 203,000 cwts.), *castor-seed* (- 477,000 cwts.), and *groundnuts* (- 745,000 cwts.). In consequence of the importance of the supply of oilseeds in the United Kingdom the export of most kinds was restricted to the United Kingdom or allied destinations and controlled by the Director of Oils and Seeds Supply in London. *Raw cotton* showed a decline of 3·4 million cwts. in quantity and of Rs. 11·47 crores in value due to reduced shipments to all principal countries. Exports to Japan, which still takes by far the largest quantity, declined by 2·3 million cwts. to 2·6 million cwts. The price of the commodity reached Rs. 985 per candy against Rs. 700, the highest figure of last year. The abnormal rise took place when it became known that the monsoon rainfall would be deficient. At the end of December the price dropped to Rs. 600. Two factors contributed to this, the control of cloth and the armistice. At the end of the year the price stood at about Rs. 400. During the course of the year the Clearing House system was established and it is hoped that with this system trading in cotton futures will be placed on a sounder basis. With *raw cotton* at so high a price the price of *cotton yarn* also rose with the result that large orders were placed for *Chinese and Japanese yarn* and there was a great decrease in exports of *yarn* to China. The total exports of *cotton piece-goods* amounted to 117·8 million yards valued at Rs. 4·7 crores. Shipments of *grey goods* fell by 23 million yards to 51·2 million yards but rose by Rs. 10·73 lakhs in value owing to higher prices. Aden and Dependencies and Mesopotamia, Asia Minor, Syria, etc., were the largest customers though shipments to the former country were reduced. The next largest consumers of *grey goods* were Persia, Portuguese East Africa and the East African Protectorate. Shipments of *coloured piece-goods* were smaller in quantity but greater in value, while *white piece-goods* increased both in quantity and value. The prohibition on the export of *wool* to all destinations continued throughout the year and upto the 15th February 1919 export of *wool* of certain varieties was permitted only to the United Kingdom. Since that date the shipment of all varieties to that country has been permitted. Shipments to the United Kingdom during the year amounted to Rs. 4·2 crores, an increase of Rs. 1·16 crore.

Distribution of trade.

5. Practically the whole of the foreign trade of Bombay is confined to the British Empire, Continental Europe and non-British Asia. In the year under review the percentage shares of these divisions have not varied materially from those of the previous year. The share of the British Empire in the total trade shows a slight increase from 44·25 to 44·75 per cent. though there was a decline in that of the United Kingdom from 30·6 per cent. to 29·36 per cent. The shares of Continental Europe and non-British Asia fell from 8·57 to 7·66 per cent. and from 42·03 to 41·5 per cent. respectively. There were slight improvements in the shares of America and Africa. The greatest difference is in the share of Continental Europe which in 1913-14 was 28·05 per cent. What those countries lost has gone to Asia whose share has risen from 23·61 per cent. to 41·5 per cent. Most of this increase is due to trade with Japan, whose share before the war was 13·98 per cent. and is now 27·53 per cent. There has been a further remarkable change in relative value of the import and export trade with that country. In the year before the war exports to Japan were eight times the value of imports therefrom in the year under review the corresponding figures were Rs. 1,871 lakhs of imports and Rs. 2,195 lakhs of exports. The share of Persia increased from 1·28 per cent. to 3·86 per cent. for which the exports are mainly responsible. The percentage of trade with America rose from 1·91 to 4·96. Imports from the United Kingdom which represent 39·63 per cent. of the total import trade rose by Rs. 2·42 crores to Rs. 28·17 crores owing principally to larger arrivals of *articles by post, cotton manufactures, machinery and mill work, railway plant and rolling-stock and apparel* and made up the deficit recorded last year. Exports, on the other hand, fell by Rs. 1·75 crore to Rs. 15·19 crores owing chiefly to smaller shipments of *raw cotton*. Imports from other British Possessions further improved by Rs. 2·71 crores to Rs. 9·05 crores owing mainly to larger supplies of *sugar* from Mauritius, *wheat* from Australia and *raw cotton* from East African Protectorate. Exports have also advanced by Rs. 97 lakhs to Rs. 13·68 crores. Increased shipments of *cotton twist and yarn* to Hongkong and Aden and of *cotton piece-goods* to Aden and Mauritius are mainly responsible for the increase. The trade with Continental Europe shows a decline both in imports and exports. The decrease of Rs. 28·71 lakhs in imports was mainly due to smaller arrivals of *cotton coloured piece-goods* from Italy and of Rs. 35·56 lakhs in exports to smaller shipments of *wheat* to Italy and of *raw cotton* and *seeds* to France. Exports of *raw cotton* to Italy improved by Rs. 92·62 lakhs. The increase of Rs. 7·89 crores in imports from Asia is chiefly accounted for by larger importations of *cotton twist and yarn* and *grey piece-goods* from Japan. This country occupies the predominant position in the trade with foreign countries in Asia, her share amounting to 76 per cent. of the imports and 60 per cent. of the exports. *Cotton and silk piece-goods and yarn, metals, matches, hardware and glassware* are the principal articles imported from Japan and *raw cotton* is the only important article exported to that country. Exports to foreign countries in Asia declined by Rs. 5·25 crores owing mainly to smaller shipments of *raw cotton* to Japan and *twist and yarn* to China though there was a considerable increase in the exports of *cotton piece-goods* to Mesopotamia, Asia Minor, Syria etc. The trade with Africa exclusive of British Possessions is comparatively small. Both imports and exports improved, the former by Rs. 2 lakhs and the latter by Rs. 66·2 lakhs due mainly to

increased shipments of *cotton piece-goods* to French Somaliland and Portuguese East Africa. Imports from America which represent 7.98 per cent. of the total import trade were valued at Rs. 5.68 crores, showing an increase of Rs. 1.53 crore due to larger arrivals of *metals* (iron and steel), *paper and pasteboard, instruments, tobacco, provisions, machinery, kerosene (in tins), dyes (aniline) and hardware*. The contraction of Rs. 39.11 lakhs in exports is mainly due to smaller shipments of *castor seed and tanned skins*. Shipments of *raw skins* slightly advanced.

6. Imports of stores on Government account further advanced by Rs. 1.38 crore to Rs. 8.92 crores owing to larger importations of *woollen piece-goods, apparel, hardware and instruments*, while imports of *arms and ammunition, parts of ships, and cotton manufactures* fell. Exports, on the other hand, further declined from Rs. 84.77 lakhs to Rs. 24.27 lakhs, owing chiefly to smaller shipments of *arms and ammunition, drugs, medicines and narcotics and metals*.

7. The total number of steam and sailing vessels engaged in the foreign trade further decreased by 208 to 1,480 or by about 10 per cent, and the total burthen further decreased by 248,619 tons to 2,271,828 tons or by about 10 per cent. These figures do not include the large number of steamers hired by Government for transport purposes. The tonnage under the British flag was 72 per cent. of the whole. Japan comes next with a percentage of 19.5, followed by Norway and Italy with a share slightly over 2 per cent. each.

(ii) Coasting Trade.

1. There was a further advance of Rs. 14.11 crores in the aggregate value of the coasting trade of the port of Bombay, excluding *treasure*, which represents 88 per cent. of the whole coasting trade of the Presidency. Both imports and exports increased, the former by Rs. 10.44 crores and the latter by Rs. 3.67 crores. The increase in imports was mainly due to larger importations from *Burma (+Rs. 6.09 crores), Goa (+Rs. 3.71 crores), Sind (+Rs. 87 lakhs) and Cutch (+Rs. 76 lakhs)*. Imports from Bengal and Madras also improved by Rs. 28 lakhs and Rs. 17 lakhs, respectively. Imports from British ports within the Presidency and Kathiawar, on the other hand, declined by Rs. 64 lakhs and Rs. 86 lakhs, respectively. The increase in exports was accounted for by larger shipments to all the Provinces, the more important being *Goa (+Rs. 94 lakhs), Bengal (+Rs. 69 lakhs), Burma (+Rs. 59 lakhs), Madras (+Rs. 32 lakhs), Kathiawar (+Rs. 29 lakhs), Cutch (+Rs. 24 lakhs), British ports within the Presidency (+Rs. 22 lakhs) and Sind (+Rs. 21 lakhs)*.

2. The principal articles of imports were *raw cotton, grain, pulse and flour, seeds, spices and kerosene oil* which constitute about 84 per cent. of the total import trade. Arrivals of *raw cotton* improved further by Rs. 4.72 crores to Rs. 16.1 crores, due mainly to larger receipts from *Goa (+Rs. 3.84 crores), Cutch (+Rs. 69.82 lakhs), Sind (+Rs. 67.95 lakhs) and Madras (+Rs. 22.65 lakhs)*: while imports from Kathiawar fell by Rs. 58.61 lakhs. Larger arrivals of *rice* from *Burma (+Rs. 6.52 crores)* accounted for the increase in the total imports of *grain, pulse and flour* which advanced by Rs. 6.44 crores to Rs. 9.27 crores. Imports of *rice* by sea from Bengal were valued at Rs. 23.4 lakhs but this figure includes some *Burma rice* first sent to Calcutta and thence shipped to Bombay. The improvement of Rs. 8.14 lakhs in the imports of *seeds* was due to larger receipts of *copra* from Madras (+Rs. 18.11 lakhs) and *castor seed* from Cutch (+Rs. 7.31 lakhs). Imports, chiefly of *groundnuts and cotton seed*, from Goa, fell by Rs. 8.5 lakhs to Rs. 29.98 lakhs and those, chiefly of *sesamum*, from Sind by Rs. 4.52 lakhs. Imports of *copra* from Travancore improved slightly. Imports of *spices* rose by Rs. 6.31 lakhs to Rs. 1.3 crore due to larger supplies of *pepper* from Madras. Imports of *kerosene oil* (exclusively from Burma) further declined by Rs. 2.18 lakhs to Rs. 89.91 lakhs, while *cocoanut oil* rose by Rs. 11.25 lakhs to Rs. 29.99 lakhs owing to larger receipts from Madras. Imports of *teakwood* declined from Rs. 47.06 lakhs to Rs. 12.21 lakhs, smaller arrivals from Burma being responsible for the decline. Imports of *raw wool* were less by Rs. 3.47 lakhs owing to smaller arrivals from Cutch and Kathiawar. Imports of *ghee* practically from Kathiawar were valued at Rs. 41.4 lakhs and showed a slight improvement. The fluctuations in other articles of minor importance call for no remarks.

3. *Cotton piece-goods and yarn and grain, pulse and flour* are the principal articles of export and represent nearly 68 per cent. of this branch of the trade. Exports of *cotton piece-goods* further expanded by Rs. 83.91 lakhs to Rs. 7.25 crores owing mainly to larger shipments to *Burma (+Rs. 63.34 lakhs) and Bengal (+Rs. 43.48 lakhs)*. Shipments to Sind declined by Rs. 27 lakhs. The advance of Rs. 67.49 lakhs in the exports of *cotton twist and yarn* which were valued at Rs. 1.84 crore in the year under review was mainly the result of increased shipments to Kathiawar (+Rs. 17.39 lakhs), Sind (+Rs. 16.28 lakhs), Bengal (+Rs. 15.49 lakhs) and Goa (+Rs. 13.17 lakhs). Increased shipments of *rice* to Goa (+Rs. 52.34 lakhs), British ports within the Presidency (+Rs. 36.71 lakhs), Kathiawar (+Rs. 18.62 lakhs) and Cutch (+Rs. 14.13 lakhs) mainly account for the increase of Rs. 1.64 crore in the total exports of *grain, pulse and flour*. Exports of *raw cotton* advanced from Rs. 1.57 lakh to Rs. 22.15 lakhs due in the main to the shipments of the value of Rs. 10.19 lakhs to Pondicherry in the year under review and to increased shipments to Bengal and Goa. Exports of *sugar* declined by Rs. 11.34 lakhs to Rs. 83.08 lakhs owing to smaller shipments to Kathiawar (-Rs. 12.66 lakhs).

PRODUCTION
AND
DISTRIBUTION.Government transac-
tions
Shipping.

4. The aggregate value of imports and exports of *Government stores* declined from Rs. 12·33 lakhs to Rs. 10·75 lakhs.

5. The number of entrances and clearances rose from 46,132 and 28,126 to 47,998 and 31,728, respectively, and their burthen from 1,355,037 and 1,379,064 tons to 2,536,019 and 1,670,943 tons.

B.—SUBORDINATE PORTS.

Foreign trade.

1. The total value of the trade further decreased from Rs. 3,68,738 to Rs. 2,22,152. Imports which chiefly consisted of *dates* from Basra and Bahrein Islands, and *cloves* from Zanzibar, further declined from Rs. 2,90,971 to Rs. 1,70,302 and exports fell from Rs. 70,680 to Rs. 51,850 owing to smaller shipments of *rice* and the cessation of shipments of *unmanufactured tobacco* and *jawar* and *bajra*. The number of vessels (all native craft) engaged in this trade was 12 of 738 tons as against 39 of 2,841 tons in the previous year.

Coasting trade.

2. The total value of private trade fell from Rs. 7·06 crores to Rs. 7·02 crores of which 40·9 per cent. represented the value of the trade with the chief port—Bombay. Imports further advanced by about Rs. 62 lakhs to Rs. 3·98 crores, while exports declined by about Rs. 66 lakhs to Rs. 3·03 crores. For statistical purposes the subordinate ports of the Presidency proper are divided into five ranges, namely, Kanara, Ratnagiri, Uran, Thana and Surat. There was a decrease of Rs. 4·58 lakhs in the total trade of these ranges. Uran and Kanara showed decreases of Rs. 66 lakhs and Rs. 4 lakhs, respectively, while Ratnagiri, Thana and Surat recorded increases of Rs. 49 lakhs, Rs. 9 lakhs and Rs. 7 lakhs, respectively. *Spices* are the principal articles of trade in Kanara, *dried fruits, grain and pulse and salt* in Ratnagiri, *rice, liquor, salt and gunny bags* in Uran; *lime, fish, liquor and salt* in Thana and *cocoanuts and raw cotton* in Surat. The value of *Government stores* further advanced from Rs. 2,01,872 to Rs. 6,24,475. The total number of entrances and clearances was 129,399 of 2,784,273 tons as against 123,857 of 2,390,928 tons in the previous year.

LAND TRADE OF THE PRESIDENCY PROPER.

General

The aggregate trade by rail, internal as well as external, declined from 2,571 lakhs of maunds to 2,445 lakhs of maunds or by 4·9 per cent. in volume but rose from 204 crores to 259 crores of rupees or by 27·1 per cent. in value over the previous year. As compared with the average of the previous five years it showed an increase of 575 lakhs of maunds in volume and Rs. 127 crores in value.

(i) External Trade.

Imports

The total quantity of merchandise imported from the external blocks declined from 1,743 lakhs of maunds to 1,591 lakhs of maunds in volume but increased from Rs. 82·7 crores to Rs. 109·3 crores in value. *Cotton raw, food-grains other than wheat, jute, oilseeds, provisions, spices and sugar* principally contributed to the increase, while the trade in *coal and coke, hides, metals, oils, and railway plant* largely fell off. There were larger receipts of foreign *coal* into Bombay Port than in the previous year and this naturally led to smaller dealings by the Port (–31·06 lakhs of maunds) in the Indian article, the Presidency, however, took about 64 lakhs of maunds of it more than in the previous year mainly from the Central Provinces. The trade in *cotton raw* (73·26 lakhs of maunds) received an impetus owing to high prices and considerable quantities of the stuff were received by the Bombay Port mainly from the Punjab and Nizam's territory. The imports of *wheat* and *wheat-flour* into Bombay Port (75·64 lakhs of maunds) fell by 52·3 lakhs of maunds owing to the considerably shorter supplies from the Central Provinces and Rajputana though those from the Punjab and the United Provinces were larger than in the previous year. The Presidency (44·99 lakhs of maunds) on the other hand took up larger supplies of these from the Punjab and the United Provinces to meet local demand. Of other food-grains the receipts of *gram* and *pulse* into Bombay Port (54·07 lakhs of maunds) fell by 8·65 lakhs of maunds owing to shorter supplies from the United Provinces and Central Provinces though the consignments from the Punjab were doubled. This Province also supplied to the Presidency 22·83 lakhs of maunds of these grains out of a total of 40·41 lakhs of maunds against 4·81 lakhs of maunds in the previous year. Clean *rice* (97·73 lakhs of maunds) was received in larger quantity into Bombay Port and Gujarat from the United Provinces and into Bombay Port, Gujarat and Deccan from the Central Provinces. Madras, however, sent in considerably shorter quantity of this grain this year. The trade in *jowar* and *bajra* (34·47 lakhs of maunds) fell by 3·40 lakhs of maunds owing to shorter supplies mainly from the United Provinces, Central Provinces, and Rajputana though those from Madras and Mysore showed some expansion. Miscellaneous grains (28·88 lakhs of maunds) were also received in larger quantity (+11·37 lakhs of maunds) from the Punjab in all places. The trade in *metals* (44·50 lakhs of maunds) receded by 21·69 lakhs of maunds owing to shorter receipts of *metallic ore* (–21·53 lakhs of maunds) from the Central Provinces which as usual form the bulk of the article. Among metals proper the trade in *copper* showed some falling off but that in *brass* manufactures extended by about two thousand maunds. The supplies of *oilseeds* (93·2 lakhs of maunds) which are usually received into Bombay Port mainly for export abroad showed some increase (+31·15 lakhs of maunds) over the previous year's abnormally low receipts but were still considerably short of the average. *Linseed* from the Central Provinces, Rajputana and Nizam's territory (+14·05 lakhs of maunds) and *cotton seed* (+10·54 lakhs of maunds) from the Central Provinces mainly contributed to the increase

The transactions in *castor seed* (10.27 lákhs of maunds) which are principally with Nizam's territory however receded by 5.27 lákhs of maunds. The Presidency divisions also took up (15.58 lákhs of maunds) larger quantities of miscellaneous oilseeds to meet local demand. The imports of *sugar* (21.35 lákhs of maunds) advanced by 3.94 lákhs of maunds owing to larger receipts by Bombay Port of *refined sugar* from Madras and Calcutta and of *gul* and *raw sugar* from the United Provinces and Mysore into the Presidency. Provisions (22.66 lákhs of maunds) showed an increase of 3.80 lákhs of maunds owing to larger receipts of *miscellaneous fruits* from Calcutta, the Central Provinces and the United Provinces. Bombay Port received smaller supplies of *ghee* from the United Provinces but these were nearly made up by the United Provinces by meeting larger demand from Gujarat and Deccan. The trade in *dried fruits* and *nuts* was almost stationary. There was larger trade in *spices* (7.37 lákhs of maunds) due to larger receipts of *betelnuts* into Bombay Port from Calcutta and of *chillies* into Bombay Port and other parts of the Presidency from Madras. Bombay Port received larger supplies of *gunny bags* (9 lákhs of maunds) to meet the special demand of the year. The trade in *oils* (7.47 lákhs of maunds) fell off by 1.30 lákhs of maunds owing to shorter receipts of *castor oil* from the Nizam's territory into Bombay Port (-36,000 maunds), of *cocoanut oil* from Madras into the Southern Maratha Country (-33,000 maunds) and of *miscellaneous oils* from Madras (-1.23 lákhs of maunds) into Deccan and the Southern Maratha Country. Supplies of *kerosene oil* (1.69 lákhs of maunds) however from Madras into Bombay Port and the Southern Maratha Country more than doubled. Of other articles there were smaller supplies of *cotton twist and yarn*, Indian, from the Central Provinces and Madras and of *piece-goods*, foreign, from Calcutta; but those in the Indian articles showed a small increase. Bombay Port obtained smaller supplies of *railway-materials* (25.93 lákhs of maunds) from Rajputana, Bihar and the United Provinces, *chemicals* from Calcutta, *hides* and *skins* from the United Provinces, Central Provinces and Madras but those of *myrabolams* from the Central Provinces, *turmeric* from Madras, *oil cake* from the Central Provinces and Calcutta, *hemp* from the Central Provinces and the United Provinces, *wines*—Indian—from Bengal and the Central Provinces, and *salt* from Rajputana and Madras were more extensive.

2. The export trade as compared with the previous year and the average of preceding Exports. five years (ending 1917-18) showed a drop of 833 lákhs of maunds and 2,099 lákhs of maunds or 3.0 and 7.3 per cent., respectively, in volume, but in value on the other hand it exceeded by 12½ crores and 30 crores of rupees or 21.4 and 78.7 per cent. respectively. The marked excess in value is due to expansion of trade in *cotton manufactures (Indian)*, *sugar*, and high values obtained for dealings under *dry fruits and nuts* and also to higher prices which generally prevailed during the year. Trade under all other articles except *food grains including wheat, salt, hides and metals* declined. The expansion under *cotton manufactures (Indian)* from 17.6 to 22.1 lákhs of maunds was perceptible in the larger exports of *twist and yarn* (+1.5 lákhs of maunds) and *piece-goods* (+2.9 lákhs of maunds). Under the former Madras (+75,000 maunds), the Central and the United Provinces (+36,000 maunds each) and Rajputana (+about 28,000 maunds) increased their demand on the Bombay Port while Calcutta decreased the demand by 21,000 maunds. Under *cotton piece-goods*, Indian, all external blocks, chiefly United Provinces (+1,14,000 maunds), the Punjab (+65,000 maunds), Madras (+39,000 maunds), Bihar (+36,000 maunds) and Rajputana (+33,000 maunds) claimed advanced receipts mostly from Bombay Port and partly from Gujarat and Káthiáwár. To the increase under *food grains* (3,12,000 maunds) *wheat and wheat flour* contributed 32,000 maunds and *other food grains* 2,80,000 maunds. Larger receipts of *wheat flour* by Mysore (+35,000 maunds), the Central Provinces (+29,000 maunds) and Rajputana (+23,000 maunds) are mainly responsible for the increase. The Central Provinces extended their dealings under *wheat* by 82,000 maunds, while Mysore and Madras curtailed them by 85,000 and 54,000 maunds, respectively. Under *other food grains* exports markedly advanced under (1) *Rice not in the husk* (6.2 lákhs of maunds), chiefly owing to greater demand on Bombay Port (+5.7 lákhs of maunds) mainly from the Central Provinces, the Punjab, Nizam's territory, the United Provinces, Madras Port and Sind, apparently for Rangoon rice imported by sea into Bombay Port and under (2) *gram and pulse* (+2.6 lákhs of maunds) owing to very large receipts by the Nizam's territory from Bombay Port. On the other hand dealings under *jowár and bájra* receded by 2.1 lákhs of maunds and *other grains* by about 1 lákhs of maunds, East Deccan principally diminishing the dealings of *jowár and bájra* with Nizam's territory (-1.7 lákhs of maunds), while under *other grains* Gujarat and Káthiáwár restricted their exports to Rajputana by 1.8 lákhs of maunds though Bombay Port exported somewhat larger supply to Nizam's territory and Rajputana. Greater demand on Gujarat and Káthiáwár for *salt* from the Central Provinces (+1,46,000 maunds), the United Provinces (+1,15,000 maunds) and Rajputana (+54,000 maunds) account for the increase in the transactions under *salt*. The increase under *sugar* is mostly confined to dealings in refined *sugar* and was mostly in the exports from Bombay Port, chiefly to the Punjab (+72,000 maunds), Rajputana (+73,000 maunds), the United Provinces (+63,000 maunds) and the Central Provinces (+41,000 maunds). Of the increase (+88,000 maunds) in the exports under *hides and skins*, *hides* alone claimed about (65,000 maunds) in the dealings with Madras from Bombay Port (+20,000 maunds) and from the Southern Maratha Country (+11,000 maunds) and with the United Provinces, from Bombay Port (+29,000 maunds). The rest of the increase (+23,000 maunds) was in the dealings in *skins* with Madras from North and East Deccan. Trade in *metals* shows a net advance of 48,000 maunds, which is chiefly confined to dealings under *iron wrought*, exports of which from Bombay Port increased owing to greater demand mainly from the Punjab, Nizam's

territory, and Bengal. Of the deficit under export trade in the *European-cotton manufactures, twist and yarn* share a decrease of 1,85,000 maunds in its dealings chiefly with Madras (-1,07,000 maunds), the Central Provinces (-42,000 maunds) and Calcutta (-28,000 maunds), while *European piece-goods* showed a set back of 7·8 lákhs of maunds owing to diminished dealings of Bombay Port with the Punjab (-1,44,000 maunds), Calcutta (-1,41,000 maunds), the United Provinces (-1,33,000 maunds), the Central Provinces (-1,14,000 maunds) and Madras (-1,23,000 maunds). Trade in *oilseeds* on the whole receded by 8·8 lákhs of maunds chiefly in dealings of *cotton seed* (-8 lákhs of maunds), *groundnut seed* (-1·9 lákhs of maunds) and *sesame* (-87,000 maunds). This deficit was partly counterbalanced by the increase under *rapeseed* (+3 lákhs of maunds) and *linseed* (+77,000 maunds). The large deficit in the transactions under *cotton seed* was perceptible chiefly in the exports from Gujarát and Káthiáwár to Rajputána and the Punjab, from North and East Deccan to the Punjab and from the Southern Marátha Country (3·9 lákhs of maunds) to Madras and Mysore. The shorter receipts by Calcutta from Bombay Port chiefly account for the decline in exports under *groundnuts*, while those under *sesame* occur in restricted exports to Madras from Bombay Port (-34,000 maunds) and East Deccan and the Southern Marátha Country. Increased exports from Gujarát and Káthiáwár to Calcutta (+1,61,000 maunds) and the United Provinces (+1,39,000 maunds) explain the rise under *rapeseed*, while increased dealings of Bombay Port (+51,000 maunds) with Nizám's territory, the Central Provinces and Mysore and of North Deccan (+23,000 maunds) with the Central Provinces account for the advanced exports under *linseed*. Exports under *dried fruits and nuts* declined by 2·8 lákhs of maunds chiefly in those to the Central Provinces (-75,000 maunds), Rajputána (-50,000 maunds), Madras (-49,000 maunds) and Calcutta (-32,000 maunds) from Bombay Port. Gujarát and Káthiáwár also curtailed their supply to Rajputána by 60,000 maunds. It is noteworthy that in spite of the fall of 26·6 per cent. in the bulk of exports under provisions the higher rates for them during the year showed a rise of 4·5 per cent. in total values obtained. The fall in the exports of *Kerosene* was chiefly in the dealings of Bombay Port with the Central Provinces (-1,64,000 maunds), Rajputána (-95,000 maunds), Nizám's territory (-33,000 maunds) and the United Provinces (-22,000 maunds), though there were some increases in them with Madras (+38,000 maunds) and the Punjab (+16,000 maunds). Reduction in the exports of *coal and coke* (-1·1 lakh of maunds) was mainly marked in dealings of North Deccan with the Central Provinces. Exports of *cotton raw* showed a net fall of 63,000 maunds, mainly owing to decreased dealings of North Deccan with Rajputána (-27,000 maunds), the United Provinces (-16,000 maunds), and Calcutta (-10,000 maunds) and of the Southern Marátha Country with the Central Provinces (-21,000 maunds) and Mysore (-10,000 maunds) though there was some increase in the dealings of Gujarát and Káthiáwár with Rajputána, the Central Provinces and Calcutta. Exports under other remaining articles went down, those under *tobacco* showing a fall of 13,000 maunds, *liquors* 11,000 maunds, *gunny bags* 5,000 maunds and *railway plant and rolling stock* 2,000 maunds, respectively.

(ii) *Local Trade.*

This branch of trade consists mainly of transactions between Bombay Port and the rest of the Presidency which formed about 71·4 per cent. of the total traffic. The remaining 28·6 per cent. represents the interchange of commodities between the different blocks in the rest of the Presidency. The trade as compared with the previous year showed an expansion of 35·8 lákhs of maunds or 6·5 per cent. in volume and of Rs. 16·24 crores or 25·6 per cent. in value. In comparison with the average it showed a fall of 20·3 lákhs of maunds or 3·3 per cent. in bulk but a rise of 35 crores of rupees or 78·8 per cent. in value. Perceptible diminutions, chiefly in the dealings of minerals (-13·7 lákhs of maunds), *railway plant and rolling stock* (-7·6 lákhs of maunds), *metals* (-6·5 lákhs of maunds), *cotton raw* (-5·7 lákhs of maunds), *oils* (-2·0 lákhs of maunds), *Provisions* (-1 lakh of maunds), *cotton manufactures—European* (-1 lakh of maunds) and *gunny bags* (-54,000 maunds), are responsible for the set back in the total traffic. This was however counterbalanced by an influx of food-grains mainly rice and partly by the increase in the trade of *coal and coke* (+4·1 lákhs of maunds), *oil seeds* (+3·1 lákhs of maunds), *salt* (+3·4 lákhs of maunds), *sugar* (+2 lákhs of maunds) and *dyes and tans* (about +1 lakh of maunds). Dealings in *wheat* fell by 7 lákhs of maunds and in *millets* by 5½ lákhs of maunds. The dealings of Bombay Port in *rice and gram and pulse* increased. Those under *rice* which aggregated between 21 and 28 lákhs of maunds during the previous four years rose to 65 lákhs of maunds, a record figure during many years past. The exports under *minerals* dwindled down from 37 to 23 lákhs of maunds chiefly owing to curtailed supply from Konkan and North Deccan. The decrease under *railway plant and rolling stock* was mostly in the transactions of *steel rails and fish plates and "others"*. Under *metals* the notable fall was in the dealings in metallic ores owing to decreased supply from Bombay Port to Gujarát and Káthiáwár. Transactions under *cotton raw* fell by 5·7 lákhs of maunds, North and East Deccan together curtailing their supply to Bombay Port by 6·5 lákhs of maunds and the Southern Marátha Country by 5 lákhs of maunds, while Gujarát and Káthiáwár advanced the supply by 5 lákhs of maunds. Under *cotton manufactures—European* the dealings fell by 1·1 lakh of maunds. For this fall *twist and yarn—European* was responsible to the extent of 64,000 maunds, owing to decreased demand on Bombay Port from all other importing blocks. These blocks, except Gujarát and Káthiáwár which increased them by about 48,000 maunds, also reduced their dealings in *piece-goods—foreign* with Bombay Port. Under *oils* the transaction showed a net fall of 2 lákhs of maunds of

which *kerosene* alone claimed 1.7 lách of maunds. Shorter supply from Bombay Port to all other internal blocks, notably West Deccan and the Southern Marátha Country, accounts for this deficit. Shorter dealings in *dry fruits* and *nuts* of Bombay Port with other blocks chiefly account for the deficit under provisions. Transactions under *gunny bags* (— 54,000 maunds) similarly declined in dealings of Bombay Port. Trade in other articles, *vis.*, *tobacco*, *hemp* and *cotton manufactures—Indian*, showed some decreases. Increase in the receipts of *coal and coke* for railway purposes by Konkan from West Deccan chiefly accounts for the advance in the transactions under this head. Increase from 12 láchs of maunds to 15.6 láchs of maunds in the exports of *salt* from Konkan to other blocks, accounts for the expansions under it. Dealings in *oil seeds* on the whole expanded by 3.1 láchs of maunds, those in *linseed* showing an advance of 2 láchs of maunds in the exports to Bombay Port mainly from East and North Deccan and in *castor seed* and *rapeseed*, each showing an advance of 1 lách of maunds. Of the former Bombay Port sent out larger supply to Gujarát and Káthiáwár in exchange of that of *rapeseed* received from Gujarát. Trade in *cotton seed* fell by 93,000 maunds, *sesame* 56,000 maunds and *other oil seeds* by 36,000 maunds. Trade under *sugar* advanced by 2.2 láchs of maunds which was all marked under *refined sugar*, exports of which from Bombay Port to Gujarát and Káthiáwár rose by 3.6 láchs of maunds; against this *gul* and *unrefined sugar* showed an aggregate fall of about 85,000 maunds. Trade in *dyes and tans* showed an increase of 97,000 maunds; *hides* 53,000 maunds; *spices* 37,000 maunds and *liquors* 9,000 maunds and that in all the remaining articles showed a net advance of 26 láchs of maunds.

2.—SIND.

SEA-BORNE TRADE.

The total value of the sea-borne trade of the province fell from Rs. 58.76 crores to Rs. 49.44 crores. Foreign imports and exports show decreases of Rs. 1.60 crore and Rs. 8.5 crores, respectively, while the coasting trade increased by Rs. 85 láchs.

A.—CHIEF PORT—KARACHI.

(i) Foreign Trade.

1. The total foreign trade of the port (excluding Government transactions) decreased General. from Rs. 44 crores to Rs. 33.83 crores. Foreign imports and exports decreased from Rs. 13.14 crores and Rs. 30.86 crores to Rs. 11.53 crores and Rs. 22.30 crores, respectively. The course of foreign trade is shown in the following statement:—

Articles.	1914-1915.	1915-1916	1916-1917	1917-1918.	1918-1919	Increase or decrease in 1918-19 as compared with 1917-18.
IMPORTS.						
	Rs.	Rs	Rs	Rs.	Rs	Rs.
I.—Food, drink and tobacco ..	3,17,53,604	3,38,55,295	3,87,75,986	2,54,55,356	2,74,28,093	+ 19,72,727
II.—Raw materials and produce and articles mainly un-manufactured ...	54,32,427	52,64,081	61,42,264	44,30,364	36,44,696	- 7,85,668
III.—Articles wholly or mainly manufactured ...	7,83,91,691	8,56,34,638	8,48,38,426	10,09,88,909	8,32,69,361	- 1,77,19,548
IV.—Miscellaneous and un-classified ...	3,52,792	4,13,035	4,44,884	5,07,496	9,43,133	+ 4,35,637
Grand total of Imports ...	11,59,30,514	12,51,67,050	13,02,01,560	13,13,82,135	11,52,85,283	-1,60,96,852
EXPORTS.						
<i>Foreign Merchandise.</i>						
I.—Food, drink and tobacco ..	51,34,016	25,63,456	35,40,469	44,16,606	58,56,123	+ 14,39,517
II.—Raw materials and produce and articles mainly un-manufactured ...	43,28,926	91,30,262	82,00,599	1,02,51,902	1,46,54,071	+ 44,02,169
III.—Articles wholly or mainly manufactured ...	12,47,115	13,61,165	30,02,099	43,71,562	71,38,589	+ 27,67,027
IV.—Miscellaneous and un-classified ...	26,772	6,297	12,112	11,211	8,143	- 3,068
Total Foreign Merchandise ...	1,07,36,829	1,30,61,180	1,47,55,279	1,90,51,281	2,76,56,926	+ 86,05,645
<i>Indian Produce and Manufactures.</i>						
I.—Food, drink and tobacco ...	9,94,89,737	10,36,10,341	13,10,87,446	24,56,43,542	13,56,56,825	-10,99,46,717
II.—Raw materials and produce and articles mainly un-manufactured ...	8,89,82,439	6,96,68,457	8,92,53,195	3,93,72,574	5,24,97,429	+ 1,31,24,855
III.—Articles wholly or mainly manufactured ...	11,75,998	16,32,164	51,67,407	44,74,745	66,85,567	+ 22,10,822
IV.—Miscellaneous and un-classified ...	4,19,231	2,41,668	2,06,023	82,669	4,98,651	+ 4,15,982
Total Indian Produce and Manufactures ...	19,00,67,405	17,51,52,630	22,57,14,071	28,95,73,530	19,53,78,472	- 9,41,95,058
Grand total of Exports ...	20,08,04,234	18,82,13,810	24,04,69,350	30,86,24,811	22,30,35,398	- 8,55,89,413

2. The total imports decreased in value by 12.25 per cent. against an increase of 9 per cent. in the previous year. The most important fluctuations were as follows:—Class I (*Food, drink and tobacco*): *Sugar* increased in value by nearly Rs. 6 lakhs but decreased in quantity by 26,099 cwts. The rise in value was due partly to higher prices and partly to larger arrivals in 1917-18 of *Java brown sugar* of lower value to meet military requirements. Java was the main source of supply. As business in sugar was long suspended for want of shipping facilities high prices prevailed for most of the year. Japan supplied 253 cwts. of *confectionery* out of the total imports of 337 cwts. The large increase of 153,422 cwts. in quantity and of Rs. 14.04 lakhs in value under *grain and pulse* was due to the extensive importation by Government of *wheat* from Australia in order to relieve the distress in India caused by famine conditions prevailing in certain areas. *Liquors* declined in quantity by 158,123 gallons but rose in value by Rs. 81 lakhs. *Ale, beer and porter* fell by 113,587 gallons or 63.2 per cent. in quantity, and by Rs. 1.87 lakh or 35.1 per cent. in value. Receipts from the United Kingdom again declined noticeably owing to the continuance of the Home Government's restrictions on output. The United Kingdom supplied 59 per cent. and Japan 32 per cent. *Brandy* fell by 3,402 gallons in quantity but rose by Rs. 1.23 lakhs in value. *Whisky* fell in quantity from 102,225 gallons to 70,679 gallons but rose in value from Rs. 16.28 lakhs to Rs. 17.21 lakhs. *Fruits and vegetables* decreased in value by Rs. 1.4 lakh and *provisions and oilman's stores* by Rs. 5.30 lakhs. Japan for the first time sent to Karachi nearly 2,000 lbs. of *biscuits*. *Tobacco* advanced by 15,262 lbs. in quantity and by Rs. 5½ lakhs in value. Owing to the requirements of British troops in India and Mesopotamia, the quantity imported largely exceeded that imported in any year before the war. Of the total imports 92 per cent. came from the United Kingdom. Class II (*Raw materials and produce and articles mainly unmanufactured*)—*Hides and skins, raw*, rose by Rs. 21 lakhs. *Oils* fell from 6.24 to 4.42 million gallons in quantity and from Rs. 35.5 to Rs. 30.7 lakhs in value. Class III (*Articles wholly or mainly manufactured*)—Only one *motor car* and one *motor cycle* were imported against 16 and 24, respectively, in the previous year. *Chemicals, drugs and medicines* rose from Rs. 18.76 lakhs to Rs. 21.21 lakhs. *Machinery of all kinds including belting for machinery* fell by nearly Rs. 8 lakhs to Rs. 13.86 lakhs. *Metals, iron and steel and manufactures thereof* rose in value from Rs. 40.58 lakhs to Rs. 46.29 lakhs. *Paper, pasteboard and stationery* have fallen continuously since the outbreak of war. *Railway plant and rolling stock* rose from Rs. .55 lakh to Rs. 2.22 lakhs. *Yarns and textile fabrics* declined by 19.2 per cent. from Rs. 821 lakhs to Rs. 663 lakhs. *Cotton twist and yarn* fell from Rs. 15½ lakhs to Rs. 7.6 lakhs. Imports of *wool* declined from Rs. 16.55 lakhs to Rs. 9.68 lakhs. Imports of *woollen piece-goods* from the United Kingdom fell from 782,207 yards to 342,401 yards, while those from Japan rose from 7,153 to 14,755 yards. Sweden and Japan supplied *matches* to the value of Rs. 56,591 and Rs. 8,552 against Rs. 10½ and Rs. 2½ lakhs, respectively. *Soap* rose from Rs. 13.66 lakhs to Rs. 14.78 lakhs.

Re-exports

3. The total value of re-exports was Rs. 276.57 lakhs as against Rs. 190.51 lakhs in 1917-18, the highest value previously recorded. The increase of Rs. 86 lakhs or 45.1 per cent. was mainly due to larger shipments of *sugar, wool raw and cotton coloured piece-goods*.

Exports proper

4. The value of Indian produce and manufactures exported fell from Rs. 28.96 crores to Rs. 19.54 crores or a decrease of nearly Rs. 9½ crores. The fall of nearly 32.5 per cent. was attributable chiefly to reduced exports of *wheat*, which declined in quantity by 13.48 million cwts. and in value by Rs. 83.3 lakhs. The total value of exports in Class I (*Food, drink and tobacco*) was Rs. 1,356.97 lakhs, a fall, as compared with 1917-18, of Rs. 1,099 lakhs or 44.7 per cent. The heavy fall of 19.93 million cwts. in quantity and of Rs. 1,117 lakhs in value in the case of *grain, pulse and flour* was due to the failure of the crops. Exports of *barley* fell from 6.95 million cwts. of the value of Rs. 392.08 lakhs to 4.3 million cwts. of the value of Rs. 264.46 lakhs. This included 4.1 million cwts. sent to Egypt on Government account. There was also a decline in the cases of *gram, jowar and bajra, maize, pulse and lentils*, and *rice not in the husk*. Most of the shipments of *gram* went to Egypt on Government account. The drop in the case of *jowar and bajra* was due to scarcity of the crops and to cessation of shipments to the United Kingdom. Most of the shipments of *maize and pulse and lentil* were on Government account. The decline in the case of *rice not in the husk* was due partly to restrictions on exports and partly to small crops. Exports under Class II (*Raw materials and produce and articles mainly unmanufactured*) rose from Rs. 397.72 lakhs to Rs. 525 lakhs. *Hides and skins, raw*, rose by 16.2 per cent. in quantity and by nearly Rs. 6 lakhs in value, owing mainly to larger shipments of *cow hides* to the United Kingdom for army requirements. The failure of the crops caused heavy mortality among cattle and the quantity of hides offered for export would, in consequence, have been still larger but for difficulties in railway transport. *Metallic ores and scrap metal for remanufacture* rose from 12,301 tons valued at Rs. 3.69 lakhs to 22,315 tons valued at Rs. 6.66 lakhs or by 81.4 per cent. in quantity and 80.5 per cent. in value. Most of these exports went to the United Kingdom. The value of exports of *seeds* rose by Rs. 1.22 crore, owing chiefly to shipments on Government account. *Textile materials* decreased by Rs. 2.64 lakhs. Exports of *cotton, raw*, fell in quantity from 38,287 cwts to 15,570 cwts. and in value from Rs. 18.5 lakhs to Rs. 11.2 lakhs or by 59.3 per cent. and 39.4 per cent., respectively. Exports of *wool, raw*, amounted to 12,337,135 lbs. valued at Rs. 118.78 lakhs against 15,436,524 lbs. valued at Rs. 102.63 lakhs. The value of the total exports under Class III (*Articles wholly and mainly manufactured*) rose from Rs. 44.74 lakhs

lákhs to Rs. 66.85 lákhs. To this large increase *hides, skins and leather* contributed Rs. 17.35 lákhs; *miscellaneous articles* nearly Rs. 6 lákhs; *yarns and textile fabrics* nearly Rs. 2 lákhs; and *apparel* Rs. 67,000: partly counterbalanced by a drop of Rs. 4 lákhs under *chemicals, drugs and medicines*.

5. The trade with the British Empire, including Egypt, was nearly Rs. 25 crores or 75.98 per cent. of the entire foreign trade as compared with nearly Rs. 35 crores or 79 per cent. in the previous year. The United Kingdom headed the list with 41.54 per cent., the imports decreasing from Rs. 9.95 crores to Rs. 8.14 crores and the exports increasing from Rs. 4.89 crores to Rs. 5.92 crores. Egypt came next with 32.73 per cent. The trade with Egypt was confined chiefly to exports of food grains for orders on Government account. Continental Europe's share declined from 6.04 to 3.75 per cent., France monopolizing nearly the whole, *viz.*, 2.10 per cent. against 4.69 in 1917-18. America's share rose from 3.83 to 4.29 per cent.

6. The value of the trade on Government account was Rs. 1.22 crore against Rs. 1.21 crore in the previous year. Imports rose by Rs. 1.09 lákhs. Some 5,411 tons of *coal* valued at Rs. 5.41 lákhs were imported against none in the two preceding years. *Metal and ores* rose by Rs. 6.8 lákhs and other articles by Rs. 2.32 lákhs, while *railway plant and rolling stock* fell by Rs. 9.87 lákhs and *machinery and mill work* by Rs. 3.55 lákhs. Exports fell by Rs. 0.49 lákhs, while re-exports rose by 0.13 lákhs.

7. The number of vessels engaged in foreign trade, excluding Government transports, that entered the port of Karáchi fell from 1,739 to 1,083 and their tonnage from 1,165,865 to 870,217. On the other hand the number engaged in coasting trade rose from 3,198 with a tonnage of 481,559 to 3,504 with a tonnage of 573,077. The number of steamships entering decreased from 664 to 662, of which 575 were British and 22 British Indian.

(ii) Coasting Trade.

The value of the coasting trade, excluding Government transactions, was Rs. 13.79 crores against Rs. 13.33 crores in the previous year. Imports of Indian produce were valued at Rs. 61.342 lákhs, a rise of Rs. 44.17 lákhs due to larger receipts of *twist and yarn* (Rs. 10.91 lákhs), *copra seed* (Rs. 9.84 lákhs), *bricks and tiles* (Rs. 1 lákhs), *candles* (Rs. 1.57 lákhs), *kerosene oil* (Rs. 21.35 lákhs), *petrol* (Rs. 23.28 lákhs) and *castor seed* (Rs. 90,190). On the other hand there was a fall in import of *coffee* (Rs. 1.46 lákhs), *wheat* (Rs. 3.62 lákhs), *cotton gray and coloured piece-goods* (Rs. 40.34 lákhs) and *teak* (Rs. 3.13 lákhs). Under exports the chief decreases were *jawar and bajra* (Rs. 15.89 lákhs), *rice* (Rs. 12.51 lákhs), *tilseed* (Rs. 6.08 lákhs) and *raw cotton* (Rs. 40.2 lákhs). The chief increases were *gram* (Rs. 11.78 lákhs), *pulse* (Rs. 23.37 lákhs), *wheat* (Rs. 22.88 lákhs), and *cotton seed* (Rs. 7.61 lákhs).

B.—SUBORDINATE PORTS.

Keti Bunder and Sirganda.

The combined trade of these two ports fell from Rs. 16.1 lákhs (and not Rs. 15.36 lákhs as reported last year) to Rs. 14.35 lákhs.

SIND EXTERNAL LAND TRADE.

1. The total value of imports and exports, excluding treasure, rose by Rs. 86 lákhs to Rs. 3.18 crores. Imports decreased from Rs. 1.24 crore to Rs. 1.18 crore. Exports rose from Rs. 107.33 lákhs to Rs. 199.64 lákhs, the highest figure on record.

2. Imports from Afghanistan fell from Rs. 108.14 lákhs to Rs. 99.55 lákhs showing a decrease of 8 per cent., while exports rose from Rs. 80 lákhs to Rs. 156.35 lákhs, showing an increase of 95 per cent. The value of imports into Sind and British Baluchistan from southern and western Afghanistan fell by Rs. 0.66 lákhs to Rs. 85.83 lákhs. Exports to southern and western Afghanistan rose from Rs. 77.81 lákhs to Rs. 153.53 lákhs or by 97 per cent. The value of imports from northern and eastern Afghanistan decreased from Rs. 21.65 lákhs to Rs. 13.72 lákhs while that of exports rose slightly by Rs. 0.63 lákhs. The total value of imports and exports from and to Baluchistan amounted to Rs. 19.98 lákhs against Rs. 19.64 lákhs in 1917-18. Imports from Kelat territory into Sind and British Baluchistan fell from Rs. 2.91 lákhs to Rs. 2.40 lákhs, while exports to Kelat territory rose from Rs. 1.70 lákhs to Rs. 1.74 lákhs. There was an increase of Rs. 9,642 or 0.8 per cent. in the value of the imports from Las Belya territory, amounting to Rs. 12.06 lákhs and of Rs. .72 lákhs in that of exports, amounting to Rs. 3.77 lákhs. Imports from Persia advanced by Rs. 2.70 lákhs or 203 per cent. to Rs. 4.02 lákhs, and exports by Rs. 15.20 lákhs or 67 per cent. to Rs. 37.77 lákhs. The trade by the Nushki route between Sind and Afghanistan rose by Rs. 29.88 lákhs to Rs. 66.40 lákhs and that between Sind and Persia by Rs. 17.90 lákhs to Rs. 41.79 lákhs.

(3) ADEN.

The total value of the private sea-borne and land trade of Aden rose from £8,131,541 to £10,044,659. The sea-borne trade rose from £8,001,536 to £9,923,126. The value of Indian trade was £3,034,642, an increase of £433,718 over the previous year. Land trade decreased from £130,005 to £121,533, imports showing a decrease of £23,814 and

exports an increase of £15,342. Government transactions fell by £337,146 from £409,171 to £71,925, but the exact figures are not ascertainable.

I—SEA-BORNE TRADE.

Imports

1. The total value of the import trade, exclusive of treasure, increased from £4,064,758 to £5,185,209. The value of class I (Articles of food, drink and tobacco) decreased from £1,415,067 to £1,219,510. Increase was recorded under *wheat flour* (+£43,492), *liquors* (+£10,064), *tobacco* (+£9,463) and *cigarettes* (+£8,052). The decrease was due to *coffee* (-£126,579), *jowari* (-£62,448), *sugar* (-£47,145), *spices* (-£28,599), *grain and pulse* (-£16,573), *dates* (-£11,227) and *rice* (-£7,658). Though *tobacco* increased in value, it decreased in quantity by 327,686 lbs. The decline in the case of *coffee* was due to smaller imports from Gaizan and Djibouti and to direct shipments to Europe from Djibouti and in the case of *sugar* owing to advance of prices in India. *Ghee* had a large decrease of 126,000 lbs. in quantity, but the value declined by only £8 owing to rise in prices. The total value of class II (Raw materials and produce and articles mainly unmanufactured) increased from £963,128 to £1,096,554. *Coal* increased in quantity by 20,032 tons and in value by £217,032, the bulk coming from South Africa. Owing to restrictions on exports from India and the United Kingdom, *skins, raw* increased in weight by 13,075 cwts. and in value by £50,162 due chiefly to imports from Somaliland. The great demand and the removal of import restrictions in the United Kingdom, the United States and France attracted large consignments which were awaiting shipment. *Gums and resins* decreased in quantity by 3,183 cwts. but increased in value by £12,226. *Seeds* decreased in quantity by 4,463 cwts. but increased in value by £10,009. Decreases in value occurred in the case of *hides, raw* (-£90,966), *oils* (-£43,418), *wax* (-£26,136) and *ivory unmanufactured* (-£5,736). Class III (Articles wholly or mainly manufactured) increased by £1,252,658 from £1,495,890 to £2,748,548. The increases were under *yarn and textile fabrics* (+£1,149,425), *coloured piecegoods* (+£361,384), *grey piecegoods* (+£354,123), *cotton twist and yarn* (+£320,254), *white piecegoods* (+£94,055), *soap* (+£22,433) and *hardware and cutlery* (+£11,200). There was a decrease of £70,076 in class IV (*Miscellaneous and unclassified*). *Living animals* decreased in number but increased in value, while fodder, etc., increased both in quantity and value.

Exports

2. Aden being the principal distributing port, supplying the Arabian, African and Red Sea Coastal ports and an entrepôt for exports to Europe and America, the salient features of the import trade are reflected in the export, as the bulk of imports are re-exported. The total value of the export trade, exclusive of treasure, amounted to £4,536,949 as compared with £3,429,175 in the previous year, showing an increase of £1,107,774. Class I showed a decrease of £176,372, the chief decreases being under *coffee* (-£134,939), *salt* (-£69,561) and *fruits and vegetables, dried, etc.* (-£17,312). On the other hand there was an increase under *rice* (+£63,193), *grain and pulse* (+£51,470), *jowari* (+£33,446) and *spices* (+£11,321). In class II there was an increase of £279,001. The chief increases were *skins raw* (+£365,803), *goat skins* (+£188,368), *sheep skins* (+£174,183) and *seeds* (+£19,287), counterbalanced by decreases in *hides, raw* (-£88,461) and *wax* (-£29,872). The total value of class III increased by £1,033,796. Most of the articles falling in the class contributed to the increase, *textile fabrics* (+£1,007,285), *dyed piecegoods* (+£384,143), *grey piecegoods* (+£381,442), *twist and yarn* (+£203,280). Class IV decreased by £23,322 due mainly to decrease in articles exported by post.

Treasure


3. The total imports and exports decreased, respectively, by £152,684 and £153,951. *Gold* decreased in imports by £16,707 in *sovereigns* and by £9,631 in *other coined gold* and in exports by £21,540 and £4,651, respectively, there being no exports of *gold* during the year. *Silver* in imports and exports decreased, respectively, by £126,346 and £127,760 mainly in M. T. dollars.

Distribution.

4. The total sea-borne trade, exclusive of treasure, amounted to £9,722,158. The British Empire again stood at the top with £5,437,390 or 55.93 per cent., of which India's share amounted to £3,039,550. Africa followed with a total of £2,678,200, Asia with £1,050,420 and the United States of America with £327,240. The share of Continental Europe was only £228,910. The increase of the British Empire in the trade of Aden was chiefly due to imports from India (*cottons*), Natal and Zanzibar (*coal*) and the United Kingdom. Exports show a decrease in shipments to India, Egypt, the United States and Suakin. Africa increased from £1,941,110 to £2,678,200, chiefly in exports to Massowah, Italian East Africa and Djibouti. Imports decreased mainly from Djibouti. The trade with Asia increased from £929,100 to £1,050,420 in exports to Muscat, Red Sea, etc., but decreased in imports from those ports. Exports of *skins raw, coffee, etc.*, account for an increase in the trade with the United States of America from £178,690 to £327,240. The decrease in imports was due to smaller arrivals of oil, kerosene, grey piece-goods, etc. The trade with Europe increased from £121,440 to £228,910 due mainly to an increase in exports from £100,040 to £221,700.

Shipping.

5. The number of vessels, steam and sailing, entering the port during the year decreased from 563 to 500 and the tonnage from 1,174,891 to 950,141. The number of British ships rose from 301 to 323 while that of British Indian ships fell from 16 to 13. The number of Japanese ships rose from 34 to 69, while those of French and Italian ships fell from 69 and 36 to 10 and 24, respectively. The number of native craft entering the port decreased from



New Custom House, Bombay—East end view.

618 to 564 and the aggregate tonnage from 25,043 to 22,517. The percentage of the shipping interest of the United Kingdom in the trade of Aden decreased from 7.04 to 2.2 and that of India and Burma from 16.55 to 13.20, while that of British Colonies and Protectorates rose from 49.30 to 52.40.

II.—LAND TRADE.

The number of camel-loads of produce imported into Aden from the mainland of Arabia increased from 78,182 to 86,150. The total value of the produce fell from £128,943 to £105,129 due chiefly to coffee, fruits and vegetables and grass and Karbi, etc. There were increases under animals, firewood and charcoal, grain, skins, raw and provisions. There was an appreciable rise in the value of the exports from £1,062 to £16,404. The increase of £15,342 was due to the relaxation of restrictions, substantial increases being recorded under cotton twist and yarn and piece-goods, tobacco, rice, wheat-flour, dates, kerosene oil, spices and sugar.

9.—Public Works.

For details see the Administration Report of the Public Works Department for the year 1918-19 and tables under Irrigation printed in Part III of the Statistics of British India.

1.—ADMINISTRATION.

The "Nagar water supply" and the "New roads" sub-divisions in the Ahmednagar district were ordered to be continued up to 31st March 1920 and the Pandharpur sub-division of the Sholapur district was transferred to the Malsiras district of the Deccan Irrigation Division. TERRITORIAL
CHANGES.
Central Division.

The period of the Deccan Irrigation Division and of the Special Irrigation District was extended by the Government of India for two and three years, respectively. The River Gauge sub-division was also continued for five years more and the nomenclature of the Násik and Ahmednagar Irrigation District was altered to Násik Irrigation District. Deccan Irrigation
Division

The Mahábaleshwár sub-division of the Sátára district was ordered to be closed during the year. Southern Division

The Sukkur Barrage Project District was continued for two years from 1st September 1918 by the Government of India and two new sub-divisions called, respectively, the "Henjam Pier sub-division" (in the Persian Gulf) and the Project sub-division in the Indus Right Bank Division were formed during the year. Sind

In view of certain important sanitary projects to be undertaken in the Thána district a new "Thána Sanitary sub-division" was formed during the year. Sanitary Engineer to
Government.

The scheme for the training of upper and lower subordinates for service overseas promulgated by the Government of India was published and brought into effect during the year. The organ in the Town Hall, Bombay, which was hitherto in charge of the Public Works Department, was, under the orders of the Secretary of State, transferred to expert charge of Dr. E. Faulkner, Organist of St. Paul's Cathedral, Bombay. In order to mitigate the hardship felt by the subordinate establishments Government in the Financial Department sanctioned the grant to them of war allowance on certain scales and these were made applicable to Public Works Department establishments also. Miscellaneous

2.—ROADS AND BUILDINGS.

A.—CIVIL BUILDINGS.

During the year under review, the Roads and Buildings Branch of the Public Works Department of the Presidency incurred an expenditure of Rs. 1,63,55,129 on works the more important details of which are given under the various heads below:— IMPERIAL
SERVICES.

Under this head the expenditure was:—

	Rs.	
On new works and additions and alterations to existing works.	3,11,273	
On repairs	12,091	
Total	3,23,364	

During the year, the first and second floors of the New Custom House, Bombay, were adapted for use by the offices of the War Purposes Board and the Munitions Board, respectively, and the ground and the third floors were adapted for the use of the office of the Adjutant-General, Record Section. The work of constructing the new Custom House at Karáchi was in progress. Customs.

The expenditure under this head was:—

	Rs.	
On new works and additions and alterations to existing works.	90,234	
On repairs	49,522	
Total	1,39,756	

The 'sarkarkun's and karkuns' quarters at Rai, the laying of a 2" iron pipe for the new salt works at Bhándup, the work of providing a water-supply to the new salt pan area at Khárághoda and the extensions and improvements to the salt works at Maurypur were in progress.

Opium. An expenditure of Rs. 37 only was incurred on repairs under this head.

Mint The expenditure under this head was as under :—

	Rs.
On new works and additions and alterations to existing works.	93,417*
On repairs	7,000
Total ..	1,00,417

Post Offices Under this head the expenditure was :—

	Rs.
On new works and additions and alterations to existing works.	99,680
On repairs	33,985
Total ...	1,33,665

The combined post and telegraph office at Sholápur, the combined post and telegraph office at Chikodi, with quarters for the sub-postmaster and quarters for the Postmaster and signaller at Bijápur, were in progress. The additions and alterations to the post office stables, Apollo Bunder, Bombay, and the combined post and telegraph office, with quarters for the sub-postmaster at Karáchi, were completed.

Telegraphs. Nothing of importance was carried out under this head, the expenditure being as under :—

	Rs.
On new works and additions and alterations to existing works.	36,482
On repairs	11,029
Total ...	47,481

Treasury and Currency Buildings. Under this head the expenditure was :—

	Rs.
On new works and additions and alterations to existing works.	23,359
On repairs	1,310
Total ...	24,669

A building adjoining the Paper Currency office, Bombay, was constructed for the accommodation of the War Loan Information Bureau.

Political Agencies The expenditure under this head was :—

	Rs.
On new works and additions and alterations to existing works.	62,965
On repairs	23,540
Total ...	86,505

A well was sunk in the Residency at Baroda for the use of the proposed swimming baths. The work of constructing the Residency school at Crater, Aden, was completed.

Miscellaneous An expenditure of Rs. 1,882 only was incurred on repairs under this head.

Educational An expenditure of Rs. 553 only was incurred under this head, of which Rs. 413 was on additions and alterations and the balance on repairs.

Ecclesiastical. No important work was carried out, the expenditure being as under :—

	Rs.
On new works and additions and alterations to existing works.	6,344
On repairs	14,209
Total ...	20,553

Miscellaneous Under this head the expenditure was :—

	Rs.
On new works and additions and alterations to existing works...	1,089
On repairs	5,054
Total ...	6,143

The supply of water from first bore at Udu (Ahmedabad district) has proved to be sufficient to satisfy the demand for water and the quality of the water is superior to that of the Khárághoda Town Bore.

* Includes Rs. 90,908 for expenditure incurred on Gold Mint.

No work of importance was carried out; the expenditure under this head was as under:—

	Rs.
On new works and additions and alterations to existing works.	2,924
On repairs	5,285
Total ...	8,209

Rs. 6,159 only were spent under this head, of which Rs. 554 represent expenditure on additions and alterations and Rs. 5,605 on repairs.

Under this head the expenditure was:—

	Rs.
On new works and additions and alterations to existing works.	2,72,547
On repairs	1,65,562
Total ...	4,38,109

Quarters for the thándárs and their establishments at Satlásna and Dábhoda in the Mahi Kántha Agency, the mámlatdárs' kacheris at Peint (Násik district) and Hukeri (Belgaum district), quarters for the revenue establishment at Supa (Kánara district) and the mukhtyárkar's kacheri at Jati were in progress. The mámlatdár's kacheri at Satána (Násik district) and the district bungalow on Makli Hills at Tatta were completed.

The expenditure under this head was:—

	Rs.
On new works and additions and alterations to existing works.	86,527
On repairs	16,827
Total ...	1,03,354

The central lock-up offices and quarters for officers and peons on Mathew Road, Bombay, the liquor warehouse at Nandurbár (West Khándesh district) and bungalows for the Excise Inspectors at Haliyál and Sirsi (both in the Kánara district) were in progress. The bungalow for the assistant collector of excise at Jalgaon and the central distillery at Khánápur were completed. A bungalow was also purchased for the residence of the assistant collector of salt and excise at Ahmedabad.

Under this head the expenditure was:—

	Rs.
On new works and additions and alterations to existing works.	57,434
On repairs	96,608
Total ...	1,54,042

Improvements to the four bed rooms, etc., in the Guest House at Government House, Malabar Point, and the hot water installation at Government House, Mahábleshwar, were completed.

No work of importance was carried out under this head, the expenditure being:—

	Rs.
On new works and additions and alterations to existing works.	984
On repairs	5,752
Total ...	6,736

The expenditure under this head was:—

	Rs.
On new works and additions and alterations to existing works.	15,812
On repairs	5,379
Total ...	21,191

The farm buildings at Kumta (Kánara district) and the bull breeding farm at Bankápur (Dhárwár district) were in progress.

An expenditure of Rs. 4,025* only was incurred on works under this head.

Under this head the expenditure was:—

	Rs.
On new works and additions and alterations to existing works.	15,011
On repairs	39,012
Total ...	54,023

* Outlay from contributions.

The reconstruction of the Lodwick Monument at Mahábaleshwar which was struck by lightning was in progress. The other works undertaken during the year consisted of repairs to and conservation of archæological buildings and remains chiefly those at Champáner in the Kaira and Panch Maháls districts.

Educational—
Colleges.

The expenditure under this head was :—

	Rs.
On new works and additions and alterations to existing works.	5,21,709*
On repairs	52,173
Total ...	5,73,882

The work of providing seats in the galleries and providing marble tablets in the vestibule of the Sir Cowasjee Jehangir Hall, Bombay, was completed and the hall opened by Her Excellency Lady Willingdon, on the 12th June 1918. The sick room and dispensary in the compound of the Gujarát College, Ahmedabad, were also completed.

Schools.

Under this head the expenditure was :—

	Rs.
On new works and additions and alterations to existing works .	98,135†
On repairs	31,305
Total ...	1,29,440

The office for the Deputy Educational Inspector at Alibág and the work of providing a compound wall for the Ranchhodlal Chhotalal Technical Institute at Ahmedabad were in progress. The hostel for the Northcote High School at Sholápúr was completed. The only items remaining to be carried out in connection with the Násik High School, viz., the domes and the compound wall, were also completed during the year.

University buildings.

An expenditure of Rs. 1,000 only was incurred on repairs under this head.

Miscellaneous

An expenditure of Rs. 10,799 only was incurred under this head, of which Rs. 8,898 was on additions and alterations and Rs. 1,901 on repairs.

Ecclesiastical.

No work of importance was carried out under this head, the expenditure being as under :—

	Rs.
On new works and additions and alterations to existing works.	10,192
On repairs	16,829
Total ...	27,021

Law and justice.

The expenditure under this head was :—

	Rs.
On new works and additions and alterations to existing works.	1,47,651
On repairs	73,220
Total ...	2,20,871

The new Small Causes Court, Bombay, was completed. The Honorary Presidency Magistrates' Court, Girgaon, Bombay, and the work of providing the furniture required for the new Small Causes Court, Bombay, were in progress.

Jails.

Under this head the expenditure was :—

	Rs.
On new works and additions and alterations to existing works.	2,04,481
On repairs	62,149
Total ...	2,66,630

The Central Jail at Hindalgi (Belgaum district) was in progress, while the extension of the hospital in the Sabarmati Central Prison, Ahmedabad, the compound wall round the District Prison at Dhárwár and the quarters for the Superintendent, Borstal Jail at Dhárwár, were practically completed.

Police.


The expenditure under this head was :—

	Rs.
On new works and additions and alterations to existing works.	15,39,614‡
On repairs	1,54,178
Total ...	16,93,792

* Includes Rs. 3,98,157 on account of compensation for land acquired for hostel for students of the Grant Medical College, Bombay, from 45, Provincial and Rs. 58,564 outlay spent from contributions on other colleges.

† Includes Rs. 11,142 outlay spent from contributions.

‡ Includes Rs. 98,407 outlay from contributions of which Rs. 97,909 were incurred on constructing a chawl for 5 head constables and 105 sepoy's at Lamington Road, Bombay.



Nasik High School—Entrance.



New Small Causes Court, Bombay—South-west view.

The buildings in connection with the police accommodation schemes at Paltan Road and Lamington Road, Bombay, were in progress, while the blocks of chawls for the railway police at Dadar and the police guard room in the compound of the Prince of Wales Museum, Bombay, were practically completed. The other works undertaken or carried out consisted mainly of the construction of, or additions and alterations to, police lines at different places in the Presidency.

The expenditure under this head was :—

	Rs.
On new works and additions and alterations to existing works.	2,52,927
On repairs	1,32,402
Total ...	3,85,329

Medical.

The following important works were in progress :—

- (1) Tuberculosis Ward in the compound of the Cama and Albless Hospital, Bombay.
- (2) Laying a 3" galvanized cast iron pipe from the Tansa Main to the lunatic asylum, Naupada, Thána.
- (3) Additions and alterations to the Central Lunatic Asylum at Yeravda.
- (4) The King Edward Memorial Hospital at Sholapur.
- (5) Additional accommodation for the lunatic asylum at Ratnágiri.
- (6) Underground cold chamber for the Vaccine Institute at Belgaum.
- (7) Additional accommodation for the lunatic asylum at Dhárwár.
- (8) Additions and alterations to the medical school, Hyderabad.
- (9) Additional accommodation for the lunatic asylum, Hyderabad.

The following works of importance were completed :—

- (1) Out-patient Department in the civil hospital at Ratnágiri.
- (2) Certain works in connection with the new civil hospital at Mahábaleshwar
- (3) Additions and alterations to the civil hospital, Hyderabad.
- (4) Eye hospital at Karáchi.

The expenditure under this head was :—

	Rs.
On new works and additions and alterations to existing works.	10,12,831*
On repairs	99,069
Total ...	11,11,900

Miscellaneous

The work of providing additional accommodation in the temporary buildings of the Government Central Press on the Kennedy Sea Face, Bombay, the additions and alterations to the bungalow on survey no. 7221, Narayan Dabholkar Road, Bombay, the construction of an approach road to the building sites acquired on Cumballa Hill, Bombay, for quarters for Government officers, and the work of providing water supply to the bungalows for civil officers at Belgaum were in progress. The block of flats for four officers on plot no. 2-7239, Malabar Hill, Bombay (now known as Land's End House, Harkness Road), and the two bungalows for the Sanitary Engineer to Government and the Superintending Engineer, Deccan Irrigation Division at Yeravda, were completed. The work of constructing buildings at Alibág for the new Public Works Department district of Kolába was also practically completed. The reclamation portion of the scheme at the Apollo Bunder for commemorating the visit of His Majesty the King-Emperor to India in the year 1911-12 was also nearly completed.

B.—ARCHITECTURAL.

The year was marked by considerable activity in designing and erecting both residential and institutional buildings. Among the former may be mentioned the bungalow for the Superintending Engineer, Deccan Irrigation Division, at Yeravda, Poona, which has proved to be a successful and comfortable design (see photograph reproduced) and cost Rs. 43,000 approximately. Designs or sketch plans were also got out for a bungalow for the Assistant Judicial Commissioner at Karáchi, for a bungalow for the Collector of Customs, Bombay, for a bungalow for the Chief Engineer, Public Works Department at Yeravda, and for bungalows for the Executive Engineer, the Deputy Superintendent of Police and the Civil Surgeon at Belgaum. Blocks of flats, three in Marine Lines, Bombay, and one in Queen's Gardens, Poona, were also designed, as also chawls for 400 postmen in Bombay. In regard to public or institutional buildings drawings were prepared for furniture and fittings and for a northern

*Includes Rs. 6,07,560 on account of expenditure incurred towards resumption of property on Malabar Hill.

block connecting the two wings of the Royal Institute of Science. The new Custom House, Bombay, was practically completed and a photograph of the south-east side of this handsome structure is reproduced. Working drawings for the King Edward Memorial Hospital, Bombay, and sketch plans for the reconstruction of the J. J. Hospital and the Grant Medical College, Bombay, were in course of preparation. Amongst other buildings for which plans were prepared the following were important ones.—

- The Chemical Analyser's office, Bombay.
- The Government Central Press, Bombay.
- Type dispensary for small towns.
- Development of site and quarters for Preventive Officers at Mátunga.
- Type plans of primary schools in Sind and the Presidency proper.
- Paper currency office, Karáchi.
- Pasteur Institute in connection with the proposed School of Tropical Medicine, Bombay.
- Quarters for the staff of the Bacteriological Laboratory, Parel.

C.—ELECTRICAL.

Under this head the expenditure was :—

	Imperial Rs.	Provincial. Rs.
On new works* and additions and alterations to existing works	49,334	58,361
On repairs	8,117	92,758
Total ...	57,451	1,51,119

The following important works were in progress :—

- Electric installation in the new Custom House, Bombay.
- Additions and alterations to the electric installation in the post office at Karáchi.
- Electric installation in the Chaplain's quarters at Karáchi.
- Providing an electrically-driven pump at the Government House, Mahabáleshvár
- Electric installation in the Principal's quarters, Secondary Training College, Bombay.
- Electric installation in the Court of the Judicial Commissioner of Sind.
- Electric installation in the Northcote Police Hospital, Byculla, Bombay.
- Electric installation in the new Income Tax office, Bombay.
- Electric installation in bungalow No. 7221, Malabar Hill, Bombay.
- Electric installation in the Prince of Wales Museum, Bombay.
- Electric installation in the nurses' quarters, Gokuldas Hospital, Bombay

The following works of importance were completed :—

- Electric installation in the new Small Causes Court, Bombay.
- Electric installations in the quarters for three medical officers at the Bombay Bacteriological Laboratory, Parel.
- Electric installation in the Sassoon Hospital, Poona.
- Electric installation in the Civil Hospital, Ahmedabad.
- Electric installations in the bungalows for the Sanitary Engineer to Government and the Superintending Engineer, Deccan Irrigation Division, at Yeravda Poona.
- Electric installation in the Land's End House, Harkness Road, Bombay.

D.—COMMUNICATIONS.

Under this head the expenditure was :—


	Rs.
On new works and additions and alterations to existing works.	12,55,583
On repairs	15,73,809
Total ...	28,29,392

The principal works in progress or completed were the following .—

- Widening the Bombay-A'gra road between Thána and Kurla.
- Bridging nálas on the Mahád-Nágothna road.



Police Rest-house at the Royal Museum of Western India, Bombay.



Kalva Bridge at Thana,—showing construction of concrete block arch ribs.

- Road from Mándvi to Jankhváo.
 Improvements to the Road from Indápur to Saráti via Bávda.
 Causeway over the River Sina at Lamboti in the Sholápur district.
 Improvements to the Kurduwádi-Bársi road.
 Causeway over the River Mula at Ráhuri in the Ahmednagar district.
 Causeway over the River Godávári at Kopargáon in the Ahmednagar district.
 Causeway over the Pravára River at Kolhár in the Ahmednagar district.
 Road from Sávalvihir to Bhárwas in the Ahmednagar district.
 Road from Lakh station to Belpimpalgaon in the Ahmednagar district.
 Road from Belápur to Deoláli in the Ahmednagar district.
 Road from Ghatghar to Shendi in the Ahmednagar district.
 Improvements to the Khándesh-Nizam frontier road in the Násik district.
 Road from Morvis to Bharwas in the Násik district.
 Extension of the Chalisgaon-Outram ghát road.
 Extension of the Dhulia-Bhusáwal road to Nimar and Berar frontiers (section from Varangaon to Edlabad in the East Khándesh district).
 Causeway over the river Bori at Amalner in the East Khándesh district.
 Road from Pimpalner to Shelbari in the West Khándesh district.
 Causeway over the Malaprabha river at Mugutkhan Hubli in the Belgaum district.
 Causeway over the Ghataprabha river at Vantmuri in the Belgaum district.
 Causeway over the Agrani river in the Belgaum district.
 Causeway over the Malaprabha river at Kamatgi in the Bijápur district.
 Improvements to the Mahád-Pandharpur road.
 Road from Bhatkal to Mysore frontier.
 Improvements to the Tavargatti-Dandelli road.
 The Bridge over the Thána creek between Thána and Kalwa.
 The Bridge over the Ghod River at Kalamb in the Poona district.
 The Bridge over the Dalaj nála in the Poona district.
 The Bridge over the Dárna river at Chehedí in the Násik district.

All the arches of the bridge over the Thána creek between Thána and Kalwa were completed and the ribs of the central span were in progress. Earthwork in the approaches was also completed and the parapet walls were in progress.

Nurseries were maintained at various places and the planting, watering and protection of road-side trees continued to receive careful attention. About 38,000 trees were planted during the year along provincial and local fund roads in charge of this Department.

E.—MISCELLANEOUS PUBLIC IMPROVEMENTS.

(Note.—For full details of the water-supply and drainage works, see the Annual Report of the Sanitary Commissioner for the Government of Bombay for the year 1918.)

Under this head the expenditure was :—

	Rs.
On new works and additions and alterations to existing works...	11,31,966*
On repairs	68,635
Total ...	12,00,601

The following important works were in progress or completed :—

- The extension of the Ahmedabad municipal water works.
 Improvements to the Roha-Ashtami water works.
 The Visápur Tank in the Ahmednagar district.
 The Karád water works.
 Improvements to the Hyderabad water-supply.

Water supply

The laying of the central collecting main in connection with the extension of the Ahmedabad municipal water works was completed to manhole no. 6 with the branch lines to supply well no. 6. The connecting of Jack well E to Jack well of engine B C, as also the branch line towards the Jack well of engine D were in progress. The stining of supply wells nos. 4, 7 and 8 was raised to the required level. The remaining distribution pipes were laid in all the suburbs except that of Gontipur. The work of replacing 1" + 1½" pipes by 2" cast iron pipes was completed, except in a few streets in the Jamalpur portion, the total length of pipe line renewed being 9,640 feet.

*In addition Rs 2,057 were spent from imperial civil works on the work of making a bore at Udu, and Rs. 1,24,713 were spent from contributions (municipal fund) for water-supply works.

Daily sterilization, with bleaching powder, of the Poona City water-supply was carried out and the results obtained from a daily analysis of the water were fairly satisfactory. The water was also treated with sulphate of alumina for four days after the closure of the canal in the month of July.

In connection with the Uran water-supply, pipes of a total length of $2\frac{1}{2}$ miles were purchased and supplied to the municipality on loan.

During the year, steam and hand boring machines were at work at ten places. Of these, the bores at Udu, Broach, Kaira, Dholera, Bawla and Nadiád were in connection with the investigation of water-supply for drinking purposes. Those at Dákor, Sholápur, Natambi and Ránebennur were for ascertaining either the possibilities of water-supply or the nature of foundations.

Drainage.

The work of constructing a feed water tank in the central pumping station in connection with the Poona City drainage was in progress. The construction of a drain along the Bhágirathi nála at Alandi was completed. The surface drainage works at Páldhi were also completed.

Miscellaneous

The work of building a sea wall on the Kennedy Sea Face between Marine Lines and Chaupati, Bombay, was in progress. One hundred and eight cement concrete piles, each 15' long, and two hundred and one piles, each 14' long, were driven down to rock. Thirteen cofferdams of a total length of 850' were erected. Excavation to a depth of 4' feet in sand and boulders, including pumping, was done in the cofferdams over a length of 850' feet. Re-inforced cement concrete cap 11' 6" \times 3' was laid over a length of 850 feet. An egg-shaped storm water drain, 64' in length in extension of an existing Municipal drain, was constructed at chainage 2,300'. Heavy stone facing with cement concrete backing was carried out as under :—

From R. L. 88'00 to R. L. 89'00 for a length of 680 feet.

From R. L. 80'00 to R. L. 89'00 for a length of 60 feet.

From R. L. 76'00 to R. L. 90'00 for a length of 550 feet.

From R. L. 76'00 to Mean R. L. 80'00 for a length of 265 feet.

The bull nose parapet was completed for a length of 715 feet. Heavy stone pitching, hand packed, was carried out along the toe of the wall for a length of 450'.

The work of constructing an 80' road on the Kennedy Sea Face, Bombay, was in progress, while that of constructing a road on Survey no. 2-7239, Malabar Hill, Bombay, to connect Harkness Road with Narayan Dabholkar Road was completed.

F.—MILITARY WORKS.

Under this head the expenditure was .—

	Rs.
On new works and additions and alterations to existing works .	12,47,705
On repairs	69,590
Total	13,17,295

The following important works were in progress :—

- (1) The Acetone Factory at Násik.
- (2) The Coaling Pier at Henjam.

The following works of importance were completed .—

- (1) Extension of the Indian Infantry Lines, Baroda
- (2) Extension of the Indian Infantry Hospital, Baroda.
- (3) Armoury Buildings at Baroda.
- (4) Extension of the Indian Infantry Unit at Ahmedabad.
- (5) Providing temporary accommodation for two Indian Infantry Depôts at Ahmedabad.
- (6) Providing temporary accommodation for the Indian Infantry Lines at Rájkot.
- (7) Providing accommodation for the Indian Infantry Detachment at Sátára.

G—FAMINE RELIEF WORKS.

Owing to the failure of rains in the latter part of the monsoon of 1918, it was found necessary to open several works in the Panch Maháls, Poona, Ahu ednagar, Násik, East Khándesh, West Khándesh and Sátára districts, in order to give relief to the people affected by famine. The works, the expenditure on which to end of March 1919 amounted to Rs. 3,85,345, consisted chiefly of construction of roads, breaking and stacking of metal for repairs to roads, and improvements to, and construction of, irrigation and water supply tanks. The more important of the works undertaken were as follows :—

The Moti Handi Tank, the Warod Sapoi Tank and the Chharchhoda Ambli Tank in the Panch Maháls district,



Acetone Factory, Nasik -Superintendent's Bungalow, North side.



Acetone Factory, Nasik—Works Manager's Bungalow, South view.



Acetone Factory, Nasik – Vat house and coolie house building.

- Improvements to the tank at Pethapur in the Panch Mahals district.
- Constructing the portion of the Málgaon-Chálisgaon road in the Násik district.
- Manmád-Chandor road in the Násik district.
- Metal collection on Provincial roads in the Násik district.
- Taloda-Sháhada road in the West Khándesh district.
- The embankment of the Sátára-Koregaon Railway in the Sátára district.

Besides the regular famine relief works, certain works were also undertaken in expansion of the ordinary programme of public works with a view to relieve distress.

3.—IRRIGATION.

I.—GENERAL.

For details see tables under irrigation printed in part III of the Statistics of British India

1. The direct expenditure (excluding collection charges) on all the irrigation works in the Presidency was Rs. 76 lakhs as against Rs. 74 lakhs in the previous year and Rs. 76½, the average of the previous triennium. In Sind the expenditure amounted to Rs. 42½ lakhs and in the Deccan and Gujarát to Rs. 33½ lakhs. Direct expenditure.

2. If the year's receipts are compared with the expenditure, the result shows a profit of Rs. 14,74,136 in Sind and a loss of Rs. 16,75,094 in the Deccan and Gujarát on capital irrigation works. The total receipts and expenditure were Rs. 37,82,704 and Rs. 23,08,568, respectively, in Sind and Rs. 12,72,974 and Rs. 29,48,068, respectively, in the Deccan and Gujarát. The total area of crops under these works fell from 2,385,052 to 1,834,427 acres in Sind, but rose from 1,49,402 to 2,13,975 acres in the Deccan and Gujarát. The estimated value of crops, however, rose from Rs. 5,54,67,908 to Rs. 6,67,96,398 in Sind and from Rs. 1,93,80,733 to Rs. 3,19,06,821 in the Deccan and Gujarát. Capital works.

3. These works fall under two categories, *viz.*, (i) works for which only revenue accounts are kept (which are called second class works in the Deccan and Gujarát) and (ii) works for which neither capital nor revenue accounts are kept. Comparing the figures of the preceding year with those of the year under report the area under cultivation fell from 1,277,287 acres to 921,839 acres and the aggregate value of crops from Rs. 3,31,40,135 to Rs. 2,26,75,716. The net revenue from these works amounted to Rs. 4,92,802 only as against Rs. 14,65,387 of the previous year. The receipts on these works are book credits as they are principally a share of land revenue and are termed "Indirect", consequently the figures shown in the finance accounts are small as compared with those in the statistical statements in the Irrigation Administration Report, being for direct revenue only, *viz.*, sale proceeds of water. Other works.

II.—SIND.

A.—NATURE OF INUNDATION AND RAINFALL.

The inundation of 1918 was one of the lowest on record. The prominent feature of the season was that at the commencement the river was unusually high giving promise of a very favourable inundation which, however, failed to be realized. The river commenced to rise in June and reached a height of 11·8 feet at the Bukkur gauge on the 19th June, which was the maximum level of the year. From 20th June to 30th August there were extraordinary fluctuations, the river falling to 7·2 feet on the 28th July and again rising to 11·1 feet on the 30th August after which date it fell steadily without recovering. The "fair irrigating level" of 13 feet at Bukkur was not reached at all during the year, whereas it was attained for 30 days in 1917, for 9 days in 1916 and for 13 days, the average of the previous triennium. The corresponding "fair irrigating level" of 17 feet on the Kotri gauge was first recorded on the 2nd June and the maximum level for the year, of 19·5 feet, on the 23rd June. The "fair irrigating level" of 17 feet and over was maintained up to 1st July and again from 20th to 26th July and 7th and 8th September, or a total of 39 days against 73 in 1917, 86 in 1916 and 75 days, the average of the previous three years. The rainfall during the season was negligible and its absence at a time when it was most urgently required contributed to the generally inferior crop results of the year. Rotations where regulators permitted did much to improve conditions, but taking Sind as a whole cereal crops suffered most while cotton did generally very well.

B.—INDUS RIGHT BANK DIVISION.

The Desert canal was opened on 1st June and ceased to flow on 13th October 1918. The supply of the canal from the feeder dhand was adversely affected by excessive escape of water to the river through a bye-channel above the point of take off. All attempts to close this bye-channel were fruitless owing to high velocity and the sandy nature of its bed; but ultimately when the river fell, the channel was closed to the inestimable benefit of the canal. The canal was re-opened on 11th February 1919 and then flowed uninterruptedly

The Unharwah was flowing from 1st June to 26th September. It worked satisfactorily till 24th June. In July rotations were started and were continued till the canal ceased to flow in September.

Owing to the low river the supply in the Begari canal was unequal to the demand and rotations had to be enforced from 29th June to the middle of August, when the canal obtained a comparatively good supply and was flowing free to about 10th of September. After this date the river and the canal fell rapidly and it was not possible to re-start the rotations and maintain the required level at the regulators to give full supply to the branch canals. On the whole the upper portion of the Begari canal did well but there was some deficiency at the tail, particularly in the Eden and Sirwahs. The Choi Branch of this canal worked fairly well. The rice cultivation on this branch has increased a good deal.

The Mahiwah obtained a fairly good supply of water through the Gudu dhand. With the exception of Masu and Maharowah, which received a poor supply, all the canals under the Mahiwah system did fairly well and the crops were fairly good throughout.

The Sukkur canal and its branches had a deficient supply of water throughout the season. The dhoro which feeds the canal was kept clear of silt and worked satisfactorily. The old head of the canal used for rabi supply had to be opened on 14th September to enable the kharif crops to mature.

The Ghar canal which is fed by the Ghar dhand ex. the river had a fair supply throughout the season, and considering the very low river it may be said to have worked very satisfactorily. The Fordwah which supplements the water supply in the Ghar canal about the middle of its length worked satisfactorily throughout the season. The Nasrat canal, which was formerly a branch of the Ghar canal but now takes off from the Ghar dhand, worked well.

The supply in the Sattah canal was not so unsatisfactory as was expected on account of the low inundation.

The Sind canal did not flow with its full supply during the whole of the inundation. Colonel Fife's channel, however, worked satisfactorily. The old Sind canal head silted up badly owing to erosion at its mouth and failed to supply sufficient water and so a cut, 10 feet wide, was excavated to supplement the supply which greatly helped in flooding some area for rabi crops. The condition of crops was on the whole not very satisfactory.

The Western Nara was opened on the 1st June 1918, but the regulator at head was gradually opened to allow the new earthwork at last year's breaches to get slowly and well soaked. Full supply level was never obtained during the year. Taking all things into consideration the canal worked as well as could be expected under the most adverse circumstances.

The Pinyari and Kalri canals worked fairly well. The branches and Karias at the tail of the Kalri canal generally get an insufficient supply, but this year they had a fairly good supply owing to the failure of karias in the upper reaches which were silted up. The Baghar canal did not work well.

C.—INDUS LEFT BANK DIVISION.

The canals in this Division fall under two categories, viz., (i) the Eastern Nara system and (ii) canals taking off direct from the Indus.

The Eastern Nara system depends for its supply on the Nara river, an ancient course of the Indus, which is fed by an artificial channel, 12 miles in length, taking off the river on its left bank above Rohri. All canals under this system, except the Khipro canal, are perennial. The most important of these are the Jamrao and Mithrao. Though the total area irrigated by the Jamrao canal was less than the average area, the area under cotton showed an increase of about 22,000 acres over the last year's acreage. This crop was nearly a record one, and with the high market price the zemindars have made large profits. There was, however, an appreciable decline in the rabi area which counterbalanced the increase under cotton and it was due partly to the appalling visitation of Influenza which retarded cultivation operations and partly to the high price of cotton which tempted the zemindars to water that crop to a late date at the expense of wheat. The supply in the Mithrao canal, though fairly good at the beginning, was on the whole, deficient and consequently the area irrigated was less than the average or the last year's figure. The work of constructing Makhi distributaries was in progress during the year.

The Hiral and Thar canals worked satisfactorily. The irrigated area under both these canals was less than the average but it showed a small increase over the last year's figures. Some works of improvements to these canals were in progress during the year.

The supply in the Khipro canal, which flows during the inundation only, was below normal throughout the season and the irrigated area was less than the last year's figure or the average area.

Among the canals taking off direct from the Indus the Dad, the Nasrat, the Fuleli and the Hassanali canals are more important. They are all inundation canals. The supply in the Dad canal was sufficient throughout the season. The Ren distributary also, which is fed by this canal, worked satisfactorily. The Nasrat canal also obtained a fair supply. The cultivation on both these canals was less than the average.

On the Fuleli canal rotations were frequently resorted to and these saved the situation to a great extent. The canal on the whole worked satisfactorily. The irrigated area was less than the average. The Hassanali canal and its branches also worked satisfactorily and irrigated an area nearly equal to the average.

The Great Marak canal is the most important of the numerous small canals in the Hyderabad Canals District. The construction of a head regulator over this canal was in progress during the year. With the exception of Sarfrazwah all the canals in this district worked satisfactorily and all small canals in the Nasrat Canals district obtained a fairly good supply.

D.—INDUS RIVER COMMISSION.

The work carried out by the Indus River Commission is in connection with the surveys of the Indus and the construction and maintenance of river bunds which protect the country from the high floods in the Indus. The total expenditure incurred by the Commission was about 1½ lakhs of rupees.

The surveys in connection with the Sukkur Barrage project were practically completed and the preparation of plans and estimates is in hand. It is hoped shortly to submit the Barrage plans and estimates and a greatly increased staff is now employed on the preparation of the designs and estimates for the canals. The soil survey has also been completed.

E.—BUNDS.

The inundation of the year having been very poor, water touched small lengths only of the bunds.

The Kashmir bund was not put to any severe test. In the first section the flood water touched the whole of the front bund, 1896 loop, Tori bund and Haibat loop up to the 16th mile, while in the second and third sections the flood water did not touch the bund at all. The bunds in the Ghár and Shikárpur canals districts also were not severely tested owing to the low level of the river.

There were no leaks or breaches of any importance. All minor leaks and breaches were promptly detected and closed.

The system of river bunds in the Western Nara district is 101 miles in length. The river spill only touched these bunds at some places at the beginning of the inundation. There were no leaks or breaches.

In the Karáchi Canals district a breach occurred in the Baghar Uchito bund at a dangerous point where a sluice was under construction. It was closed within a week and the damage done to crops was not considerable.

In the Fuleli Canals district the stone pitching to Gidu Bunder bund was badly displaced. Temporary repairs were carried out in time but the question of making this portion of the bund quite safe is under consideration.

III.—DECCAN AND GUJARÁT.

A.—NORTHERN DIVISION.

In this division small tanks or reservoirs, dependent on local rains, are the main sources of irrigation. There is only one large canal system in the Ahmedabad district.

The rainfall of the year was from the very beginning of the monsoon not only deficient but also very badly distributed and consequently there was a widespread failure of the whole cultivation except the crops that were irrigated. Scarcity prevailed over northern Gujarát though not actual famine except in some parts of the Panch Maháls. The monsoon made its appearance on the 31st May and about 1 to 1½ inches of rain fell at several stations on that day and the next; then it disappeared until the last day of June when it rained one or two inches; July and August passed with slight drizzles at intervals, but on the 30th and 31st August it poured heavily from 2 to 6 inches at different places and at Hadol in the Ahmedabad district it measured 12 inches. Thereafter the monsoon ceased. Owing to this heavy downpour all round and especially on the side of Abu the Hathmati and Sábarmati rivers were flooded and these floods helped to relieve the situation to some extent, but it was aggravated by Influenza which spread throughout the whole length and breadth of the country and greatly delayed agricultural operations owing to the consequent scarcity of labour.

The flood water of the Hathmati was diverted to fill the Bokh reservoir of the Hathmati canal. The quantity stored was only 100 million cubic feet and it was utilised by careful distribution to protect over a thousand acres of kharif crops and about 250 acres of rabi crops and also to fill the village tanks along the canal line for domestic purposes. The discharge in the Khari cut was utilised partly in irrigating about 800 acres of hot weather crops till the end of June and partly to fill the Chandola tank which supplied water to about 400 acres of rice and jowari and 50 acres of sugarcane crop.

The Wangroli, Savli and Saiat tanks filled partially but the Tranza-Nagramma tanks did not fill at all. The first three tanks irrigated an area of nearly 1,200 acres which was more than the average. The Futelao tank also did not fill and the area irrigated with the small quantity of water it received was negligible. The bed of the tank was given out for cultivation.

Owing to the heavy rains of 1917, the Muwalia tank had a balance of the previous year's storage which helped much in irrigating the kharif and hot weather crops. The kharif irrigation showed a marked increase over the previous three years, while there being scarcity of rain during the year, the rabi irrigation decreased.

B.—CENTRAL DIVISION.

There are few irrigation works of importance in this division. Even the first class irrigation works consist of small tanks. The rainfall of the year was very scanty and consequently there was insufficient replenishment in the tanks while the demand for the canal water was very great.

The works of any importance that need be mentioned are the Ekruk, Ashti and Pathri tanks and their canals in the Sholapur district and the Jamda canals in the East Khandesh district.

The Ekruk tank supplies water for irrigation and in addition it also supplies the town of Sholapur with water for industrial and domestic purposes. The area irrigated under this tank during the year was more than double the average. On the canal from this tank the Agricultural Department has been making experiments on new methods of planting sugarcane similar to those tried at the Manjri farm in the Poona district.

The Jamda canals on the Girna river form an important irrigation system in the East Khandesh district. These canals are at present fed by the discharges of the Girna river at the Jamda bandhara which are supplemented by a supply of water from the Chankapur tank which is mainly intended for the Girna Left Bank canal. The Jamda canals cannot, therefore, depend on the supply from the Chankapur tank permanently and they require a separate reservoir of their own. The eight months' rabi leases introduced on these canals in 1916 are now becoming more popular and receiving greater attention at the hands of the cultivators.

The total area irrigated on all the first class irrigation works in this division was about 23,000 acres which was nearly double the average.

C—DECCAN IRRIGATION DIVISION.

In the Deccan Irrigation division there are five works in operation, viz., Nira Left Bank canal, Mutha canals, Mhaswad tank, Godavari canals and Girna Left Bank canal.

The largest of these works is the Nira Left Bank canal which is situated in the Poona district. The area irrigated under this canal and the gross revenue from all sources were much above the average, the increase being mainly due to the very high demand for water for rabi crops owing to the total failure of rains during the season. For the same reason there was an increase in the irrigated area under the Mutha canals and Mhaswad tank. The separation of the accounts of the Poona water supply from those of the Mutha canals system was made at the close of the year with the previous approval of the Government of India.

The Godavari canals system, which is one of the most important protective irrigation schemes in the Deccan, came into full operation during the year. The area irrigated on the Right and Left Bank canals was over 45,000 acres and the gross revenue exceeded 5 lakhs. This shows an increase over previous figures and it is due to the extension of rabi irrigation. The cultivation under irrigation has not yet been fully developed and this, except in sugarcane plantation, will take some time under normal rainfall conditions.

The Girna Left Bank canal is fed from the Chankapur tank, but the supply in the Girna river having been sufficient to meet the requirements of the canal up to 2nd November 1918, the tank water was not drawn off till that date. There was a large increase in the irrigated area under this canal due to the very low rainfall during the year. The extension of this canal was also in progress during the year.

The largest protective irrigation work in the Deccan, which is now under construction, is the Nira Right Bank canal with its storage reservoir at Bhatghar, called Lake Whiting. The quantity of masonry of the new dam laid during the year was about 18 lakhs of cubic feet, the total quantity carried out up to the end of the year under report being about 56½ lakhs of cubic feet or about 28 per cent of the total estimated masonry in the dam. The dam will probably be completed in 1928. The Gunjawani Bridge, which was commenced in 1917, was completed during the year.

The earthwork of the Nira Right Bank canal in the whole length was very nearly completed except for the gaps left for the construction of masonry works. The masonry works have also made a good progress except those in connection with regulators which have not yet been taken in hand. A number of buildings required in connection with this project have already been constructed and a few more are under construction. The progress on all

works was on the whole very satisfactory notwithstanding the unprecedented labour difficulties mainly due to the outbreak of Influenza and the unusual rise in the prices of food grains combined with a great scarcity of fodder.

Another protective work under construction in the Deccan is the Pravara canals system with its storage reservoir at Bhandardara (Lake Arthur Hill). The masonry of the dam throughout its length was raised from reduced level 2307 to 2333. A gap of 200 feet was left in the centre of the dam at reduced level 2333 to allow the floods to pass through the central portion. Flank walls for about half the width of the dam were raised on both banks 13 to 15 feet higher than the central portion with cross walls up to the downstream face.

The quantity of masonry done in the dam was about 12 lakhs of cubic feet, which was nearly double of that laid in the previous year. This satisfactory result was due to the introduction of the scheme of selling cheap grain to the labourers employed on the work and consequent large influx of labour on it. The total quantity of the work carried out up to the end of the year was about 74½ lakhs of cubic feet or about 56 per cent of the total estimated masonry in the dam. The dam will probably be completed in 1923. The work in connection with raising the pick up weir at Ojhar and the construction of the head regulator with the scouring sluices for the Pravara Left Bank canal, as also all the works on the Pravara Right and Left Bank canals with the exception of certain distributaries, have been completed. The remaining works are making good progress.

The officer placed by Government on special duty under the Deccan Irrigation Division completed his investigations with regard to the future policy of irrigation in the Nira valley and also the reinvestigation of the site for a large new dam at Vir.

The special Irrigation District continued the work of carrying out certain investigations and surveys. During the year a small area of ratoon cane was irrigated near the septic tanks at Hadapsar, Poona, with effluent. The total area irrigated under the septic tanks was 63 acres. The work of remodelling distributary No. 5 of the Mutha Right Bank canal was approaching completion. The experimental farm on this distributary was completed and sugarcane, fodder crops, vegetables and pan gardens were grown on the farm. Out of the total area of 93,350 acres to be contoured under the Nira Left Bank canal an area of 70,000 acres between Haturna and Vadapuri nalas was contoured and subsoil and nala surveys were also continued in certain selected areas under this canal as well as under the Godavari canals.

The experimental work of reclaiming the salt-affected area near Baramati was continued during the year.

The outlay on repairs, extensions and improvements on the second class works during the year was Rs. 74,251 as against Rs. 24,452 for the previous year.

The rain and river gauging and experiments in canal discharges and irrigation were continued. The observed discharges on rivers during the year were the lowest on record due to failure of rains.

D.—SOUTHERN DIVISION.

The major and minor works of the first class, which are 15 in number, irrigated over 36,000 acres of land. This shows an increase of 40 per cent over the average and it was due to more demand for water on account of scanty rainfall during the year. The numerous second class works, which are mostly in the Dharwar district and on which depends the success of the important rice cultivation in the hills, irrigated about 79,500 acres. The improvements to the Krishna canal weir, which have been postponed owing to the abnormally high price of iron, etc., required for the work, cannot be resumed until normal conditions return.

The Gokak canal is the most important of the first class minor works in this division. In order to increase the storage of water in the Dhupdal weir for rabi season the crest of the weir was temporarily raised, as usual, by two feet. The additional storage thus obtained was found to be very useful.

The improvements to the Dharma canal were in progress. With the exception of a few outlets, the whole of the work has been completed. The delay in the completion of this work is mainly due to the labour difficulty.

10.—Railways.

1. The total length of railway open for traffic in the Bombay Presidency (including Length of open line Sind) on 31st March 1919 was 5,235·31 miles, including 101·78 miles of line newly opened, viz., Alnár-Dandeli Railway, 19·12 miles; Páchora-Jámner Railway, 34·62 miles; Samláya-Sávli-Timba Railway, 33·08 miles; and Verával-Talála section of the Verával-Una Railway, 14·96 miles.

2. Of the lines sanctioned for construction, work was in progress on (i) Harbour Lines under Branch extension (over-head connection) to Victoria Terminus (5' 6" gauge), 2·12 miles; construction. (ii) Savar-Kundla-(*via* Dongar) Mahuva Railway, with a branch from Dongar to Port Albert Victor (metre gauge), 55·54 miles; (iii) Motipura-Tankhála Railway (2' 6" gauge), 26·29 miles; (iv) Samláya-Sávli-Timba Railway (2' 6" gauge), 33·08 miles; (v) Dewusna (Bhoyáni).

Bechráji Railway (metre gauge), 22·12 miles; (vi) Páchora-Jámner Railway (2' 6" gauge), 34·62 miles; (vii) Choranda-Koral Railway (2' 6" gauge), 11·63 miles; (viii) Kuranga-Arathra Railway (metre gauge), 37·02 miles; (ix) Ambáji-Táranga Railway (2' 6" gauge), 18 miles; (x) Dholka-Dhanduka Railway (metre gauge), 38·27 miles; (xi) Nadiád-Kaira Railway (2' 6" gauge), 17·125 miles; and (xii) Alnávar-Dandeli Railway (metre gauge), 19·12 miles.

Surveys.

3. The following surveys were completed or were in progress during the year :—

- (a) Pandharpur-Miraj extension.
- (b) Dandeli-Bhagwatti Railway.
- (c) Agas-Katána Railway.
- (d) Agas-Wálvod Railway.
- (e) Agas-Chamara Railway.
- (f) Mahuva-Bárdoli Railway.
- (g) Mahuva-Anáwal Railway.

Important works.

4. Among the important works completed and in progress during the year were :—

On the Great Indian Peninsula Railway.—The widening of the old Pársik and Mumbra tunnels; the regrading between Igatpuri and Bhusával; the remodelling of the Nándgaon, Bhusával and Deoláli yards; the reconstruction of the Bola viaduct and of the Sungum Bridge; alterations at Kasára station in connection with the Thull ghat realignment; and improving the alignment of the main line at several places between Kalyán and Kasára.

On the Bombay, Baroda and Central India Railway.—The provision of an independent goods line between Dádar and Máhim; the provision of additional staff quarters at Bulsár; the remodelling of the Dabhoi and Máhim yards; and the relaying of 18 miles of 69 lb. permanent-way south of Viramgám with second-hand 82 lb. material and of 11 miles of 69 lb. permanent-way north of Baroda with 90 lb. material.

On the Madras and Southern Mahratta Railway.—The substitution of 60 lb. rails for the existing 41½ lb. ones in Poona and Gadag districts and the construction of quarters for the locomotive and traffic staff at Poona, Ghorpuri and Miraj stations.

On the North-Western Railway.—The provision of a chord line at Ruk between the Ruk-Sukkur and Ruk-Sibi lines; the construction of a goods yard and avoiding line at Rohri; the provision of liquid fuel installations at Kiámári, Karáchi City and Cantonment, and the provision of a Hump yard at Kotri, Dádu and Pad Idan.

On the Jodhpur-Bikáner Railway (in Sind).—The remodelling of the Mirpurkhás station yard up to formation level.

Applications from
private companies

5. Applications from private companies for the construction of the following railways were under consideration :—

- (1) Lunáváda-Sunth-Rámpur extension of the Godhra-Lunáváda Railway (2' 6" gauge)—37 miles.
- (2) Kapadvanj-Modásá-Meghráj extension of the Nadiád-Kapadvanj Railway (2' 6" gauge)—54½ miles.
- (3) Viramgám-Rádhanpur Railway—60 miles.
- (4) Deesa-Tharad Railway (metre gauge)—61 miles.
- (5) Nadiád-Kaira Railway (2' 6" gauge)—16 miles.
- (6) Talegaon-Khed Railway (2' 6" gauge)—22 miles.
- (7) Vámbori-Sheogaon Railway (2' 6" gauge)—42 miles.
- (8) Vásad-Borsad-Kathána Railway (broad gauge)—27 miles.
- (9) Manmád-Málegaon-Satána Railway (2' 6" gauge)—23 miles.
- (10) Jeur (or Pophlaj)-Karda Railway (2' 6" gauge)—39 miles.
- (11) Bulsár-Dharampur Railway (with possible extensions to Lavkar and Jáhgiri) (2' 6" gauge)—61 miles.
- (12) Párola-Amalner-Soukheda Railway (2' 6" gauge)—28 miles.
- (13) Extension of the Dhond-Báramati Railway to Baura (2' 6" gauge)—31 miles.
- (14) (a) Belápur-Sheogaon and (b) Belápur to Násik City Railways with a branch to Sangamner (2' 6" gauge)—140 miles.
- (15) Mumbra-Belápur-Panvel Railway (2' 6" gauge)—22½ miles.
- (16) Bassein-Agáshi-Virár Railway (2' 6" gauge)—16 miles.
- (17) Hubli-Sirsi Railway (metre gauge)—66 miles.
- (18) Sávda-Chopda Railway (2' 6" gauge)—45 miles.
- (19) Thásra-Virpur Railway (2' 6" gauge)—34 miles.

- (20) Hubli-Yellápur Railway (metre gauge)—42 miles.
 (21) Háveri-Sirsi Railway (metre gauge)—47 miles.
 (22) Háveri-Havanur Railway (metre gauge)—22 miles.
 (23) Bijápur-Tálikote Railway (metre gauge) 60 miles.
 (24) Modása-Dongarpur Railway (2' 6" gauge)—14 miles.
 (25) Chinchwad-Náráyaogaon Railway (broad gauge)—38 miles.

6. The following table shows the capital and revenue transactions of the Káthiáwár and Cutch State and the Mátherán Steam Light Railways :—

Railways.	Capital transactions.			Revenue transactions.			
	Total capital outlay to end of 1918-19, including suspense.	Open mileage.	Cost per mile.	Gross earnings.	Earnings per mile per week.	Working expenses.	Percentage of expenses to earnings.
	Rs.		Rs.	Rs.	Rs.	Rs.	Rs.
Bhánagar ... { Bhánagar Railway .. Dhrángaadhra Railway	1,22,58,798 13,97,241	206 31 42 71	59,770 32,715	25,35,803 2,15,225	236 37 96'91	9,88,070 1,21,210	38 96 56 32
Gondal Railway (including Jetalsar-Rájkot and Khujadia-Dhári Railways)	1,15,38,319	231 44	(a) 51,012	24,11,412	200 37	12,73,015	52 79
Jámnnagar Railway	24,75,036	(b) 54'22	(c) 49,215	4,94,448	175	2,21,243	44 75
Junágad Railway	77,33,660	135 60	57,032	9,98,268	142	4,36,674	43 74
Morvi Rail- { Metre gauge—Wadh- wán-Rájkot section way. { 2' 6" gauge—Wánká- ner-Morvi section .	41,34,576 12,24,178	73 94 18 89	55,918 64,806	13,57,714 86,413	353 88	3,72,195 45,442	27 41 52 59
Cutch State Railway (2' 6" gauge) ...	11,44,318	36 78	31,112 '0	1,19,350	62	64,251	53 83
Mátherán Steam Light Railway ... (d)	11,42,757	12 61	90,623 97 (d)	88,170	134 47	55,786	63 27

(a) Miles 5'25 have been excluded from the total mileage open for arriving at this figure as the Ranawao quarry and Forbandar Dock estate capital figures are not recorded in the railway.

(b) Rájkot Junction to Jámnnagar 50 29 miles.
 Jámnnagar to Bedi Bandar, worked for goods traffic only. 3'93 "

54 22 miles.

(c) In arriving at this figure 3'93 miles of line from Jámnnagar to Bedi Bandar constructed by the Navánagar Stat^e outside the railway accounts are excluded.

(d) As the figures of the total capital outlay to the end of 1918-19, including suspense, are not yet available, the figures for the previous year have been taken for calculating "open mileage" and "cost per mile".

II.—Tramways.*

There was no extension during the year of the lines of the Bombay Electric Supply and Tramways Company, Limited, which measured 21 5 miles. The number of passengers carried rose from 54,701,552 to 62,663,765. At Karáchi 37 motor trams of the East India Tramways Company, Limited, ran over a track of 9½ miles. The mileage run increased from 301,259 to 411,317½ miles. The number of passengers carried rose from 4,687,969 to 6,375,977.

* Information regarding tramways at Nasik is not given for this year for want of materials under the orders of Government.

CHAPTER V. FINANCIAL REVIEW.

I.—Financial Review, 1918-19.

I.—GENERAL REMARKS.

1. In this review the actual receipts and expenditure of the Civil Department of the Bombay Presidency are compared with those of the preceding year. Where the figures given for 1917-18 do not exactly agree with those in the financial review for that year it must be understood that some account correction has been made after the preparation of that review.

2. The gross actuals for the two years are compared in the following table:—

Heads				1917-18.	1918-19	Difference.
				Rs.	Rs.	Rs.
Gross revenue	{ Imperial	14,04,31,774	16,71,32,905	2,67,01,131
		8,87,20,947	10,03,74,459	1,16,53,512
		Total	...	22,91,52,721	26,75,07,364	3,83,54,643
Gross expenditure	{ Imperial	2,14,31,743	2,74,81,215	60,49,472
		7,66,53,239	9,55,07,499	1,88,54,260
		Total	...	9,80,84,982	12,29,88,714	2,49,03,732

The Provincial opening balance was Rs. 3,91,96,308 and the closing balance was Rs. 4,40,63,268.

3. The chief variations are explained below. The figures at the beginning of each paragraph show the actual revenue or expenditure, and the figures in brackets show the increase or decrease recorded under the head dealt with in that paragraph.

II.—IMPERIAL REVENUE AND EXPENDITURE.

Revenue.

- | | |
|---------------|--|
| Land revenue. | 1. Rs. 1,67,07,795 (- Rs. 31,62,538). The decrease was due to famine conditions in the Presidency. |
| Opium. | 2. Rs. 11,95,656 (+ Rs. 1,21,599). The increase was due to the enhancement in the issue price of opium. |
| Salt. | 3. Rs. 1,91,25,389 (+ Rs. 18,00,118). The increase was due to the increase in the rates of issue price of Baragra salt and also to the increase in the sales of Baragra salt after the restrictions placed thereon were removed in February 1919. |
| Stamps. | 4. Rs. 58,76,430 (+ Rs. 8,00,095). The increase was due to larger sales of impressed stamps, special adhesive stamps, foreign bill stamps and share transfer stamps, and to increased litigation and larger payments on account of probate duty; partially counterbalanced by a smaller number of unstamped or insufficiently stamped documents having been presented for stamping. |
| Customs. | 5. Rs. 7,17,37,138 (+ Rs. 68,57,108). The increase was mainly noticeable under sugar, tobacco, metals, iron and steel, railway plant and rolling stock, articles of food and drink, cutlery, hardware implements, cotton manufactures, yarn and textile fabrics, all other articles wholly or mainly manufactured and miscellaneous, partially counterbalanced by smaller imports of petroleum, silver bullion and coin, raw materials and articles mainly unmanufactured. This decrease was due to war conditions and shortage of tonnage. |
| Income-tax. | 6. Rs. 2,62,80,969 (+ Rs. 87,50,027). The increase was chiefly under super tax, profits of companies, and other sources of income due to the exceptional prosperity of trade in general and local industries. Cotton spinning and weaving mills, shipping companies, iron and steel companies, engineering concerns and others made exceptional profits. Dividends and bonuses amounting to over 100 per cent. were not rare. |
| Tributes. | 7. Rs. 11,97,416 (- Rs. 1,67,721). The decrease was due to famine conditions in the Presidency. |

8. Rs. 13,28,361 (– Rs. 76,269). The decrease was due to the actuals of 1917-18 having included interest on the accumulated balance of the Surat Nawab's Family Pension Trust Fund. Interest on ordinary debt.
9. Rs. 2,02,41,766 (+ Rs. 1,49,62,938). The increase was mainly due to heavy nickel coinage. The rupee coinage was also heavier than in 1917-18. Mint.
10. Rs. 1,24,886 (– Rs. 20,526). The decrease was under subscriptions under the Indian Civil Service Family Pension Regulations owing to the deputation of Officers. Receipts-in-aid of superannuation allowances, etc.
11. Rs. 1,202 (– Rs. 1,606). The decrease was due to smaller receipts on account of stationery supplied to municipalities and other independent bodies. Stationery and Printing.
12. Rs. 5,43,851 (– Rs. 1,62,234). The decrease was chiefly in gain on imported gold, partially counterbalanced by large receipts under premium on bills. Miscellaneous.
13. Rs. 9,77,954 (– Rs. 3,58,933). The decrease was due to the (i) deficiency of water in the Desert, Unharwah, Eastern Nara Works, Jamrao and Begári Canals, (ii) abnormally poor inundation in the Mahiwah and (iii) absence of rain in the Dad and Nasrat Canal tract. Irrigation—Major Works—Portion of land revenue due to Irrigation.
14. Rs. 6,25,528 (– Rs. 1,67,791). The decrease was mainly due to the non-recovery of certain sums on account of the sale of water from the Mutha Canal and Matoba Tank, Nira Canal and Shetphal Tank and Krishna Canal, owing to the bad season, and also to less receipts from "other canal produce" on the Jamrao Canal. Irrigation—Major Works—Direct receipts.
15. Rs. 1,78,084 (– Rs. 13,536). The smaller sale of water from the Yerla River and less receipts from other canal produce on the Jamda and Hyderabad canals caused the decrease. Minor Works and Navigation (P W).
16. Rs. 49,229 (+ Rs. 15,631). The increase was caused by larger receipts from "Rents of buildings" and "sale of old materials". XXXI, Civil Works (P W).
17. Rs. 9,41,251 (– Rs. 24,75,231). This is the net result in favour of Imperial Revenues of the several recurring and non-recurring assignments given during the year from Imperial to Provincial revenues and *vice versa*. The decrease was mainly due to the assignments (i) to meet the deficit under Provincial share of land revenue (divided) and (ii) further assignments for primary and agricultural education. Transfers between Imperial and Provincial revenues.

Expenditure.

1. Rs. 54,24,110 (+ Rs. 21,17,221). The excess was mainly under "drawbacks" due to the re-export of sugar and other imported goods to foreign ports owing to tonnage difficulties due to the war. Refunds of super-tax were also large. Refunds and drawbacks.
2. Rs. 8,94,898 (+ Rs. 9,257). The excess was due to large payments of land revenue, salt and customs compensations. Assignments and compensations.
3. Rs. 30,74,189 (+ Rs. 5,81,413). The excess was due to payments of war allowance, increase in bagging and sewing charges due to enhanced rates of bags and larger demand for salt, expenditure in connection with the scheme for the extension of the Pritchard Salt Works and establishment for the Bhandup Salt Works. Salt.
4. Rs. 1,70,579 (+ Rs. 13,985). The excess was chiefly due to payments of war allowance to establishment, and increased discount for the sale of general stamps. Stamps.
5. Rs. 18,61,463 (+ Rs. 1,83,609). The excess was mainly due to the grant of war allowance, larger expenditure on allowances for overtime work, and transfer to this head of a larger proportion of expenditure from the major head "5, Salt". Customs.
6. Rs. 1,42,091 (+ Rs. 35,814). Payments of war allowance, reorganization of the Bombay and Sind Income-tax Departments, and the revision of Income-tax establishments in the mofussil, and removal of the Income-tax Office in Bombay from the Town Hall to the hired premises, led to the excess. Income-tax.
7. Rs. 5,11,218 (+ Rs. 1,396). There was, as usual, an increase in the adjustment on account of interest on the growing balances of the General and other Provident Funds, but the excess was counterbalanced by the transfer to the Bagdad Treasury of the payments of interest to the heirs of Sofia Khanum who died in Mesopotamia. Interest and other obligations.
8. Rs. 18,36,254 (+ Rs. 7,59,970). The large increase was due to the heavy rupee and nickel coinage and the establishment in Bombay of a branch of the Royal Mint for gold coinage. Mint.
9. Rs. 9,94,503 (+ Rs. 1,50,583). The excess was mainly due to payments of war allowance, higher payments to the Presidency Bank, advertisement and other charges in connection with the Second Indian war loan and increased expenditure in the Bombay Currency Department owing to heavy remittances of rupees and the despatch of large numbers of cases containing note forms received from England to other circles. General administration.
10. Rs. 3,77,867 (+ Rs. 2,197). The difference is small and calls for no remarks. Ecclesiastical.
11. Rs. 5,53,417 (– Rs. 37,463). The savings were due to the reduction in the special allowance to the late ex-king Thebaw's family and to the abolition of the post of the Police Officer maintained for their supervision. Political.

Territorial and political pensions	12. Rs. 4,67,280 (+ Rs. 31,287). The excess was due to payments of arrears of pension to His Highness Aga Sultan Mohamed Shah and of pensions granted on the conquest of Sind.
Civil furlough and absentee allowances.	13. Rs. 15,438 (+ Rs. 8,496). The excess was due to a larger number of officers in foreign service having been on leave in 1918-19.
Superannuation allowances and pensions.	14. Rs. 30,170 (+ Rs. 7,077). The variation was due to larger payment of pensions of Military Funds, and pensions paid under the "War risks compensation scheme".
Stationery and printing	15. Rs. 9,23,055 (+ Rs. 1,78,410). The increase was due to (i) larger number of articles of European manufacture purchased locally, (ii) the enhanced prices of stationery and other articles and (iii) heavy demands for costly paper from the Military Department.
Miscellaneous.	16. Rs. 8,18,496 (+ Rs. 2,10,918). The excess was due to (i) the large remittances of whole rupees to other Presidencies, (ii) larger expenditure on the entertainment of the refugees and the Akrahi Sheikh at Aden and (iii) the maintenance of hostile foreigners at Belgaum.
Famine relief (Civil)	17. Rs. 16,49,410 (+ Rs. 16,34,579). There was a large expenditure under this head owing to famine conditions in the Presidency. Payments to railway companies, on account of the difference between the ordinary and concession rates for the conveyance of fodder by rail to the districts affected by scarcity, were heavy.
Famine relief (Public Works Department)	18. Rs. 3,90,549 (+ Rs. 3,90,549). Certain relief works were opened by the Public Works Department during the year under review owing to the prevalence of famine conditions in the Presidency.
Protective irrigation works.	19. Rs. 26,61,875 (+ Rs. 22,538). Larger outlay on the Nira Right Bank Canal chiefly led to the increase.
Major Works—working expenses.	20. Rs. 9,53,590 (+ Rs. 58,903). The increase was mainly due to larger outlay on establishment, owing to the introduction of the revised procedure for the distribution of establishment charges, partly counterbalanced by smaller expenditure on repairs to the Jamrao Canal.
Major Works—interest on debt	21. Rs. 14,04,143 (+ Rs. 32,826). The increase was due to the higher rate of interest charged on the capital outlay on major irrigation works than was charged in 1917-18.
Minor Works and navigation (Public Works Department).	22. Rs. 15,55,524 (+ Rs. 1,39,116). The increase was mainly due to larger expenditure on extensive improvements and repairs to works classed under the head "Works for which neither capital nor revenue accounts are kept" in the Karachi and Shikarpur Canals Districts, and on repairs to works classed under the head "Works for which only revenue accounts are kept" in the Shikarpur Canals and Western Nára Districts and on Fuleh Canal works, classed under "Capital," partly counterbalanced by smaller expenditure on establishment and credit under tools and plant for compensation on account of the paddler "Ailie" and the lighter "Daisy" taken over by the Military Department for service in Mesopotamia.
Civil Works (Public Works Department).	23. Rs. 10,16,754 (- Rs. 1,63,814). The decrease was mainly due to smaller outlay on the construction of buildings for the Customs and Post Office Departments and less outlay on establishment, partly counterbalanced by larger outlay on the construction of buildings for the Salt, Mint and Telegraph Departments, and also for Political Agencies.
Outlay on irrigation works.	24. Rs. 2,46,383 (- Rs. 3,20,020). The decrease was mainly due to the credit of Rs. 5,14,450 under this head, owing to the adjustment of the capital cost of the Poona Water Works which have been taken over by the Provincial Government, partly counterbalanced by larger outlay on the Eastern Nára works, Begári and Desert Canals.

III.—PROVINCIAL REVENUE AND EXPENDITURE.

Revenue.

Land revenue.	1. Rs. 2,61,89,109 (- Rs. 30,94,764). Attention is invited to the corresponding paragraph under Imperial revenues.
Stamps.	2. Rs. 58,76,431 (+ Rs. 8,00,096). Attention is invited to the corresponding paragraph under Imperial revenues.
Excise.	3. Rs. 3,78,27,375 (+ Rs. 58,45,495). The large increase was due to the introduction of the auction vend system of country liquor shops and to large consumption of opium and toddy. The increase was however partially counterbalanced in certain districts by less consumption of country spirits owing to famine conditions.
Income-tax	4. Rs. 1,27,07,266 (+ Rs. 23,92,218). Attention is invited to the corresponding paragraph under Imperial Revenues.
Forest.	5. Rs. 1,04,94,031 (+ Rs. 41,82,009). The actuals for 1918-19 included Rs. 21,39,860 on account of receipts due to fodder operations undertaken by the Conservators and the Controller of Famine Fodder Operations. Excluding these, the ordinary forest revenue amounted to Rs. 83,54,171. The large increase was due to the excellent prices obtained from the sales of coupes, recovery of the cost of hay presses sent to Mesopotamia and forest produce supplied to the Munitions Board and to the Military Department.

6. Rs. 11,42,324 (+ Rs. 2,17,173). The increase was due to larger receipts from fees for registering documents relating to immoveable property, owing to the tendency of the people for investment in landed property of a portion of the large profits arising out of war conditions and the growth of the industrial and commercial activities in the city of Bombay, Karachi and other centres of business. Registration.
7. Rs. 7,44,569 (- Rs. 3,94,789). The decrease was due to famine conditions in the Presidency. Interest.
8. Rs. 9,12,607 (+ Rs. 13,886). The increase was mainly under magisterial fines. Law and justice—
courts of law.
9. Rs. 4,24,327 (+ Rs. 62,120). The increase was due to the enhanced prices of jail manufactures and supplies of jail-made articles to the Marine Department. Law and justice—
jails
10. Rs. 1,08,637 (+ Rs. 11,836). The increase was mainly under "Fees, fines and forfeitures" and "Miscellaneous". Police.
11. Rs. 1,73,142 (+ Rs. 7,814). The increase was under registration and other fees due to a larger number of crews for His Majesty's ships being registered than in the previous year. Ports and
pilots.
12. Rs. 5,95,322 (- Rs. 3,55,172). The actuals of 1917-18 included a sum of Rs. 3,50,566 on account of the refund of grant advanced to the Victoria Jubilee Technical Institute, Bombay, in 1915. Education.
13. Rs. 4,80,386 (+ Rs. 20,543). The excess was chiefly under college fees, due to an increase in the number of students, and under hospital receipts, due to the prevalence of epidemics and a consequent increase in the number of paying patients. Medical.
14. Rs. 12,411 (+ Rs. 4,354). The increase was in the proceeds of quinine treatments. Sanitation.
15. Rs. 2,86,849 (+ Rs. 58,948). The increase was due to extensive sales of agricultural implements, and large receipts from experimental farms and the Department. Agriculture.
Veterinary
16. Rs. 1,12,275 (- Rs. 35,572). The actuals of 1917-18 included special receipts from the sale-proceeds of Government Promissory Notes held by the Steam Boiler Inspection Fund, which was provincialised with effect from 1st April 1917. Excluding these, there was also a decrease in the emigration fees and in fees for registering companies and societies due to the introduction of the Indian Companies Restriction Act, 1918. Scientific and other
miscellaneous
departments.
17. Rs. 5,77,298 (+ Rs. 97,611). The increase in the recoveries of pension contributions was chiefly due to the grant of code pay to local board and municipal teachers and to the deputation of Government officers to local boards and municipalities as their chief officers. Receipts in aid of
superannuation
allowances, etc
18. Rs. 2,18,366 (- Rs. 36,664). The actuals of 1917-18 included special receipts on account of unspent balances of fees for pot hissa measurement work finally credited to Government and other large amounts of unclaimed deposits; while in the year under review such receipts were normal. Miscellaneous.
19. Rs. 9,77,954 (- Rs. 3,58,934). Attention is invited to the corresponding paragraph under Imperial revenues. Irrigation—major
works—portion of
land revenue due to
irrigation.
20. Rs. 6,25,528 (- Rs. 1,67,791). Attention is invited to the corresponding paragraph under Imperial revenues. Irrigation—major
works—direct
receipts
21. Rs. 1,78,084 (- Rs. 13,536). Attention is invited to the corresponding paragraph under Imperial revenues. Minor works and
navigation (P. W.).
22. Rs. 4,49,260 (- Rs. 78,779). The decrease is attributable to smaller receipts under "sale of tools and plant", "sale of old materials" and "fines, refunds and miscellaneous" partly counterbalanced by increased receipts under "rents of buildings" and "value of materials received from old buildings". Civil works—Public
Works (Provincial).
23. Rs. - 9,41,251 (- Rs. 24,75,231). Attention is invited to the corresponding paragraph under Imperial revenues. Transfers between
Imperial and
Provincial

Expenditure.

1. Rs. 8,39,228 (+ Rs. 74,167). The increase was in refunds of land revenue, stamps and excise, partially counterbalanced by a decrease in the refunds of income-tax. Refunds and
drawbacks.
2. Rs. 1,01,49,655 (+ Rs. 3,21,699). The increase was mainly under "excise" compensations due to payment of arrears of compensations to certain Indian States for hemp drugs leases and under "assessment of alienated lands" owing to the introduction of revised survey rates in some of the districts. Assignments and
compensations.
3. Rs. 1,01,95,691 (+ Rs. 17,60,751). The increase was chiefly due to the payments of war allowance (Rs. 13,75,000), the re-grading of talatis (Rs. 20,000), increments on account of time-scale of pay to Indian Civil Service Officers (Rs. 50,000), expenditure in connection with the settlement of criminal tribes (Rs. 50,000), absence of contribution from the Bombay Municipality and the Port Trust towards their shares of the cost of the Cadastral Survey of the Town and Island of Bombay, and from other public bodies (Rs. 1,50,000) and increased expenditure under postage (Rs. 1,00,000). Land revenue.

4. Rs. 1,70,580 (+ Rs. 1,39,86). The increase was chiefly in charges for discount for larger sales of General Stamps as also in the payment of war allowance to establishment.
5. Rs. 12,99,273 (+ Rs. 1,85,751). The excess was due to payments of war allowance, increased contingent charges and to the payment of compensation for the distillery plant at Kotri taken over by Government.
6. Rs. 1,42,091 (+ Rs. 35,814). Attention is invited to the corresponding paragraph under Imperial expenditure.
7. Rs. 78,72,197 (+ Rs. 45,18,482). The actuals for 1918-19 included Rs. 35,74,000 on account of famine fodder operations. Excluding this, the excess in the ordinary forest expenditure was mainly due to the construction of the Alnawar-Dandeli Railway, the purchase of hay presses to replace those sent to Mesopotamia, payment of war allowance and grain compensation and increased expenditure on departmental operations owing to the large demand for timber and other produce by the Military Department and the Munitions Board.
8. Rs. 4,84,838 (+ Rs. 97,473). The excess was due to payment of war allowance, increased expenditure on temporary establishment and service postage due to the gradual expansion of the department.
9. Rs. 7,08,439 (+ Rs. 1,48,120). The mean balance on which interest was charged to Provincial Revenues was larger owing to a decrease in recoveries and an increase in advances consequent on famine conditions in the Presidency.
10. Rs. 22,60,871 (+ Rs. 1,21,052). The increase was mostly on account of war allowance to establishments. Minor excesses also occurred in expenditure under tour expenses and Executive Council, due to payments to officers of other provinces and to the leave allowance of an Honourable Member having been paid in India, and under "Commissioner in Sind" due to the revision of establishment.
11. Rs. 61,63,112 (+ Rs. 4,38,275). The excess was mostly due to the grant of war allowance to establishments.
12. Rs. 20,06,674 (+ Rs. 6,09,217). The excess was mainly under "dietary charges" and "hospital charges" due to an increase in the jail population, high rates of all the articles required by the department, both for jails and factories, grant of war allowance and increased temporary establishments to guard prisoners employed on special extra-mural work in Sind.
13. Rs. 1,19,33,535 (+ Rs. 11,49,948). The excess was mainly due to (i) the gradual introduction of the reorganisation of the Presidency and District Police, (ii) grant of war allowance, local allowance and grain compensation to the police constabulary, clerical and menial establishments and (iii) the revision of the clerical establishments in Sind.
14. Rs. 1,28,458 (+ Rs. 18,624). The excess was due to the expenditure of the Steam Vessels Survey Fund, which was provincialised with effect from the 5th December 1918.
15. Rs. 1,07,65,527 (+ Rs. 27,69,816). Payments of grants in support of municipal and local board schools for the development of primary education, of scholarships and of grants in-aid to colleges, secondary and special schools and of building grants were larger than in the previous year.
16. Rs. 25,31,405 (+ Rs. 4,97,382). The excess was due to higher payments on account of grants to local boards and municipal hospitals and dispensaries, and increased expenditure on diet, medicines and instruments and clothing and other articles required in hospitals and dispensaries due to high prices.
17. Rs. 8,16,326 (+ Rs. 32,882). The excess was mainly due to a large purchase of Dr. Maynard's bottles and syringes by the Bacteriological Laboratory at Parel, to a grant to the Bombay Municipality for the eradication of malaria and to increased expenditure in connection with plague and other epidemics. This was partially counterbalanced by smaller grants for special sanitary projects.
18. Rs. 5,69,805 (+ Rs. 32,827). The increase was due to payments of war allowance.
19. Rs. 18,55,006 (+ Rs. 3,91,656). The increase was partly due to the purchase of additional oil-engines and pumps, purchase and transport of seed, increased expenditure for repairs to plants, the opening of new experimental farms, special agricultural experiments and boring operations and partly to the expansion of the Bombay Veterinary Department.
20. Rs. 4,57,125 (+ Rs. 1,73,471). The excess was due to the expenditure in connection with the appointments of the Controller of Prices and Director of Civil Supplies and larger expenditure by the Director of Industries than in the previous year.
21. Rs. 43,24,125 (+ Rs. 2,05,023). The increase was due to the ordinary growth of pensionary charges and to larger commutations sanctioned during the year.
22. Rs. 17,80,874 (+ Rs. 3,44,647). The excess was partly due to payments of war allowance, increased contingent expenditure of Government Presses and partly to the abnormal rise in the cost of paper and other articles of stationery supplied from Central Stores.

23. Rs. 16,62,412 (+ Rs. 11,75,540). The actuals of 1918-19 included Rs. 9,68,736 on account of loss in connection with the sales of rice at cost price through Messrs. Ralli Brothers, which Government had undertaken consequent on famine conditions in the Presidency and Rs. 1,20,168 on account of expenditure of War Boards. Payments of additional subventions to certain district local boards, which are to have non-official presidents with self-contained officers, and donations for charitable purposes were larger than in 1917-18. Miscellaneous.
24. Rs. 5,49,804 (+ Rs. 5,44,860). Attention is invited to the corresponding para-graph under Imperial revenues. Famine relief—civil
25. Rs. 1,30,183 (+ Rs. 1,30,183). Attention is invited to the corresponding para-graph under Imperial revenues. Famine relief—Public works
26. Rs. 9,53,590 (+ Rs. 58,923). Attention is invited to the corresponding para-graph under Imperial revenues. Major works—working expenses
27. Rs. 14,04,142 (+ Rs. 32,824). Attention is invited to the corresponding para-graph under Imperial revenues. Major works—interest on debt
28. Rs. 15,55,524 (+ Rs. 1,39,117). Attention is invited to the corresponding para-graph under Imperial revenues. Minor works and navigation (Public Works Department).
29. Rs. 9,55,662 (+ Rs. 1,60,546). The increase was due to larger expenditure on account of grants to local boards for village water-supply, expenditure on improvement of water supply, owing to prevailing famine conditions, grants-in-aid for the chemical treatment of Poona City water-supply and the metalling of part of the road leading to the Hindu Widows' Home, Poona. Civil works (Civil).
30. Rs. 1,08,50,532 (+ Rs. 26,70,599) The increase was mainly due to larger outlay (i) on the construction of buildings classed under Educational, Jail, Police and Miscellaneous, (2) on the construction of and repairs to roads, (3) on the construction of the "Gateway of India" at the Apollo Bunder, Bombay, (4) on establishment and tools and plant in consequence of larger outlay on works and repairs and also to the transfer of the capital outlay on the Poona water works to provincial. Civil works (Public Works Department)

IV.—DEBT, REMITTANCES, ETC.

The receipts and outgoings of the year amounted to Rs. 3,64,72,07,286 and Rs. 3,79,12,29,908, respectively.

(1) *Unfunded Debt.*

1. The receipts and outgoings under this head are in connection with the Bombay Uncovenanted Service Family Pension Fund (Widows' Branch). The receipts, which amounted to Rs. 2,53,547, included interest allowed by Government on the balance of the fund. The outgoings amounting to Rs. 2,25,770, represent charges on account of pensions paid to widows, surrendered value to subscribers, who, on the death of their wives, do not join the Life Assurance Branch, and the transfer of 30 per cent. to the Life Assurance Branch on account of members, who, on the death of their wives, join that branch. Deposits of service funds.

2. The transactions under this head include the Police Officers and the General Provident Funds, the Life Assurance Branch of the Bombay Uncovenanted Service Family Pension Fund, the Cemetery Endowment Fund, the Local Fund Pension Fund, Civil Engineers and other miscellaneous Provident Funds. The credits amounted to Rs. 14,05,114 and the debits to Rs. 6,86,737. Savings bank deposits

(2) *Deposits and Advances.*

The credits and debits under the most important heads were as follows:—Deposits of Local Funds, Rs. 1,43,60,725 and Rs. 1,41,30,031; Departmental and Judicial Deposits, Rs. 7,52,65,965 and Rs. 7,17,23,958; Advances, Rs. 38,63,76,711 and Rs. 39,84,34,207; Suspense Account, Rs. 7,72,91,236 and Rs. 7,59,81,272; Provincial Advance and Loan Account, Rs. 24,65,940 and Rs. 85,70,455; Secretary of State's Bills, Rs. 20,35,73,338 and Rs. 33,00,60,070; Remittance account between England and India, Rs. 3,52,26,793 and Rs. 6,51,23,827; and other Remittances, Rs. 1,76,74,91,876 and Rs. 1,17,32,12,274. Deposits and advances.

2.—Land Revenue.

1.—*The Mofussil.*

The aggregate actual demand of land revenue was Rs. 2·83 crores, showing a decrease of Rs. 1·86 crore, over the previous year owing to famine and severe scarcity conditions. Collections realized Rs. 2·82 crores or over 99 per cent. of the total demand. The collections were short of the demand by Rs. 56,000 in the Northern Division, by Rs. 7,500 in the Central Division, by Rs. 23,000 in the Southern Division and by Rs. 82,000 in Sind. There were no unauthorized arrears in Broach, Surat and Satara. In West Khandesh, Nasik, Sholapur and Kanara the outstandings were below Rs. 500 while in the Panch-Mahals, Ahmednagar, Upper Sind Frontier and Nawabshah they did not exceed Rs. 1,000. The demand in the Northern Division fell by Rs. 63·6 lakhs, in the Central Division by Rs. 69·9 lakhs, in the Southern Division by Rs. 21 lakhs and in Sind by Rs. 31·5 lakhs. The total unauthorized arrears increased from Rs. 1·68 lakh to Rs. 1·7 lakh.

2.—*The Bombay Collectorate.*

The amount for collection on account of fixed land revenue increased by Rs. 2,708 to Rs. 3,34,339 during the financial year ending 31st March 1919. The increase was mainly due to larger receipts from newly leased properties and to the revision of rents in the case of certain leases.

3.—Irrigation Revenue.

Full information under this head will be found in chapter IV, section 9, of this report.

4.—Public Works Revenue.

The Public Works Revenue falls under three heads—"Imperial Military," "Imperial Civil" and "Provincial Civil." The revenue under the first head, derived mainly from rents of buildings, sales of old materials and miscellaneous sources, fell from Rs. 22,775 to Rs. 21,721, the decrease being mainly due to a fall off in the receipts from rents of buildings and sales of produce. The revenue under the head "Imperial Civil," derived mainly from rents of buildings, sales of produce, sales of old materials, recoveries on account of water-supply, sanitary and electric installations and fines, refunds and miscellaneous, rose from Rs. 33,598 to Rs. 49,229, the rise being mainly due to increased receipts from the first and third sources. The Provincial Civil revenue, consisting chiefly of rents of buildings, sales of produce, tools and plant and old materials and fines, refunds and miscellaneous, fell from Rs. 5,28,039 to Rs. 4,49,260, the decrease being mainly due to a fall off in the receipts from sales of tools and plant and old materials and miscellaneous sources.

5.—Customs.

For details see the Annual Report on the Sea-borne Trade and Customs Administration of the Bombay Presidency and the Report on the Maritime Trade of the Province of Sind for the year 1918-19.

I.—SEA CUSTOMS

(1) *Port of Bombay*

Revenue

1. The gross receipts of the Bombay Custom House rose from Rs. 4,51,55,575 to Rs. 4,87,46,904. The total net receipts, after deduction of refunds and drawbacks, amounted to Rs. 4,49,89,868 against Rs. 4,28,37,100 in the previous year. Net receipts on account of import duties advanced from Rs. 4,12,60,933 to Rs. 4,33,50,178, representing 96.3 per cent. of the year's total receipts. The increase was due mainly to larger imports of cotton manufacture, cotton twist and yarn, metals and ores, Australian wheat, grain, pulse and flour, raw cotton, silk manufactures and articles imported by post. Export duties on goods shipped to foreign countries rose from Rs. 10,22,514 to Rs. 10,59,054, the net receipts being Rs. 10,12,383.

Expenditure

2. The total expenditure increased from Rs. 11,50,521 to Rs. 12,28,230. The ratio of expenditure to net collections was 2.7 per cent., the same as in the previous year.

Refunds and drawbacks

3. Refunds of import duties increased from Rs. 6,27,250 to Rs. 10,01,487 and drawback refunds of seven-eighths of the import duty granted on re-export of goods by sea to foreign ports increased from Rs. 15,68,519 to Rs. 26,46,316.

Customs offences

4. The value of the goods bonded at the public warehouses rose from Rs. 2,43,13,269 to Rs. 5,56,43,455 and the duty leviable from Rs. 65,07,821 to Rs. 83,97,753. Clearances for home consumption amounted to Rs. 1,46,15,953, yielding Rs. 24,29,858, as against clearances in the previous year valued at Rs. 27,43,834. The transactions of the P. & O. Company's warehouse, which have no commercial significance, were valued at Rs. 12,86,326. The value of goods bonded at private licensed warehouses amounted to Rs. 16,41,784, on which duty amounting to Rs. 6,06,717 was leviable. The value of the kerosene oil and liquid fuel, etc., bonded was Rs. 3,33,462 on which the duty leviable was Rs. 44,940.

5. The total number of cases adjudicated under the Sea Customs Act fell from 4,252 to 4,138, of which 1,832 related to offences under the Merchandise Marks Act. Out of the remaining 2,306 cases no penalty was imposed in 377 cases. In a case of consignment of 200 bales cotton grey shirtings the number of pieces in each bale was found on examination to be in excess of that declared, involving a difference in value of Rs. 43,000. There were 9 feather cases. Attempts to evade war restrictions on import and export continued. The fines and penalties imposed aggregated Rs. 1,29,723 as against Rs. 1,69,169 in the previous year. About 13 parcels of preparations containing opium and cocaine and 6 parcels of arms were detained for contravention of the orders prohibiting their transmission by post. There were two seizures of cocaine involving the capture of 6 lbs. 2 oz., in which the importers were sentenced to rigorous imprisonment for 3 and 9 months, respectively.

(ii) Continental Ports.

The net receipts of the continental ports decreased from Rs. 1,65,993 to Rs. 1,34,610. Revenue. The number of cases adjudicated under the Sea Customs Act decreased from 626 to 569, the decrease being due to salutary punishments inflicted in the past. In 565 cases property worth Rs. 19,829 was confiscated and fines amounting to Rs. 2,449 were imposed.

(iii) Ports in Sind.

1. The gross receipts during the year decreased from Rs. 1,27,76,829 to Rs. 1,10,67,464 Expenditure due to decrease of Rs. 14,81,646 under sea customs imports, of Rs. 1,88,373 under sea customs exports and of Rs. 50,366 under over-time fees. The total net revenue, after deducting refunds and drawbacks, decreased from Rs. 1,23,55,294 to Rs. 1,01,84,046, of which Rs. 97,80,736 were from import duty and Rs. 3,29,711 from export duty, the corresponding figures for the previous year being Rs. 1,17,32,834 and Rs. 5,09,734. The amount of gross import duty fell from Rs. 121.34 lakhs to Rs. 106.49 lakhs owing to smaller collections on liquors, tobacco, kerosine oil and cotton piece-goods.

2. The expenditure increased from Rs. 3,41,682 to Rs. 3,86,710. The chief increase, Refunds and Rs. 39,423, occurring under salaries, was counterbalanced by a decrease of Rs. 8,505 under drawbacks overtime fees.

3. Refunds amounted to Rs. 4,00,303, of which Rs. 49,929 were on account of refunds Bonding made to the Kashmir Darbár. In addition further sums refunded to the Darbár will be debit- transactions. ed to the accounts for the year through the Exchange Account. Drawbacks rose from Rs. 2,01,816 to Rs. 4,83,115.

4. The number of cases adjudicated was 710, of which 531 were cases of shortages in Customs offences cargo vessels. The amount realized in fines and penalties was Rs. 24,005 against 11,890.

2.—LAND CUSTOMS.

There was no change in the number of duty collecting stations on the Portuguese Frontier or the Káthiáwár Frontier. The Káthiáwár customs line was withdrawn from 1st January 1918. Receipts on the Portuguese Frontier increased from Rs. 1,73,387 to Rs. 1,81,168, while those on the Káthiáwár Frontier fell from Rs. 1,97,965 to Rs. 4. The increase on the Portuguese Frontier was due to larger imports and exports on the Daman Frontier. The principal items of increased imports were sharkfins, fish-maws, unsalted fish, Portuguese wines, cocoanuts, cotton piece-goods and grass, the first three on account of a favourable fishing season and the shortage of shipping for direct export to Bombay, and the fourth on account of improved steamer service between Portugal and Goa. There were large exports of rice to Daman on account of the failure of the paddy crops there. The trifling amount of Rs. 4 on the Káthiáwár Frontier represents the recovery of arrears of fines and forfeitures in a land customs case after the abolition of the Káthiáwár customs line. The duty collected on salt at the Goa Frontier stations is credited to "Salt," and not to "Customs". The quantity of petroleum imported at Castle Rock rose from 22,176 gallons to 129,420 gallons. The increase of 107,244 gallons is an indication of the resumption by the Oil Companies of a cheaper sea route *via* Mormugao for bulk-oil traffic from Bombay to the up-ghát districts which was suspended owing to the war. Although the total receipts show an increase, there was a decrease in both dutiable import and export traffic at Castle Rock, the former due to a meagre salt crop in Goa and the latter to the embargo on the export of rice, etc., to Goa. The number of cases adjudicated under the Land Customs Act was 139 as against 133 (exclusive of 245 cases on the Káthiáwár Frontier).

6.—Salt.

For details see the Reports on the Administration of the Salt Department of the Bombay Presidency and in Sind for the year 1918-19 and tables under Salt printed in Part IV (b) of the Statistics of British India.

I.—PRESIDENCY PROPER.

1. The salt with which the Bombay Presidency Salt Department deals may be classified General sources of as follows:—(i) Báragra or Rann salt made from brine-wells on the edge of the lesser Rann supply of Cutch, known as the Pritchard Salt-works, (ii) sea-salt made at works on the coast, mostly within 30 miles of Bombay City, and (iii) imported salt, chiefly from works in Goa territory.

2. The quantity of Báragra salt in stock on the 1st July 1918 was 37½ lakhs of maunds Báragra salt, compared with 41½ lakhs on the same date in the previous year. The year's production rose by 4.24 lakhs. The increase was due to the large extension of manufactures in accordance with a scheme sanctioned in February 1919, under which 80 new pans were opened and worked. Sales rose from 28½ lakhs of maunds to 37½ lakhs of maunds. The season was unusually promising on account of the early cessation of rains but owing to a severe epidemic of influenza and the shortage of fodder it was found impossible to work up the full programme of production. Notwithstanding the prevalence of famine conditions labour for

the storage operations was very scarce and unusually high prices had to be paid to retain the labourers. Owing to the new arrangements for bagging operations and by the co-operation of the Railway Company, labour difficulties were greatly overcome and the issue reached a figure more than $\frac{3}{4}$ lakhs in excess of the previous record. The demand continued to be heavy, but the recuperation of salt sources in Northern India gradually reduced the pressure of the indents of local authorities and it was found possible to work off almost all private indents. Owing to large issues during storage the sales rose to the unprecedented figure of $37\frac{1}{2}$ lakhs of maunds. More than 78 per cent. of the issues went to places beyond the Presidency. The wastage and loss was 3.95 lakhs of maunds against 3.92 lakhs in the previous year. The heavy wastage was due to the poor quality of much of the salt manufactured in 1917-18. The closing stock balance decreased from 37.6 lakhs to 28.5 lakhs of maunds. The amount of takávi advanced to *ágrías* rose from Rs. 12,019 to Rs. 29,901, due mainly to a more liberal system of advances. Wages paid to *ágrías* increased from Rs. 183 to Rs. 214 per head for the working season. The death-rate rose from 41.27 to 50 *per mille*. The heavy mortality was due to influenza

Sea salt

3. The produce of the Dhárásna salt-works rose from 2.6 lakhs to over 4 lakhs. This satisfactory result was chiefly due to the deepening of the brine-feeding channels and partly to the earlier commencement of the manufacturing season. The Chharváda salt-work was constructed in the early part of the season and the outturn of $1\frac{1}{2}$ lakhs of maunds was a surprisingly good result, considering the facts that the pans were newly laid out and that only part of the season was available for manufacture. The total outturn of the two works was 5.62 lakhs of maunds. The Konkan salt-works produced 1.28 lakhs of maunds, a record figure, as against 82 $\frac{3}{4}$ lakhs in the previous season, the increase of 45 $\frac{1}{2}$ lakhs being due, *inter alia*, to an exceptionally favourable season and to the fact that the output of salt during the preceding year was unusually deficient. The construction of the Bhándup salt-works made satisfactory progress during the year. The closing balance on 30th June 1919 was 44,199 maunds as against 5,945 maunds on the same date in the previous year. Sales during the financial year show an increase of 1,015,112 maunds, but at the close of the manufacturing season the total sales were still higher by 1,184,049 maunds than those for the corresponding period in the previous year. Two-thirds of the salt sold was sent to places beyond the Presidency. The loss and wastage at Dhárásna increased from 1,063 to 1,766 maunds and at the other salt-works decreased from 2 $\frac{3}{4}$ lakhs of maunds to 97 $\frac{1}{2}$ thousand maunds. The decrease of over 1 $\frac{3}{4}$ lakhs in the latter case was mainly due to the fact that owing to the shortage in the stock of salt at the beginning of the manufacturing season and consequent high prices, refuse salt was not destroyed or utilized for strengthening the brine to the extent that it was so used in past years and partly to an improved system of keeping accounts. The balance on 30th June was 62 $\frac{3}{4}$ lakhs of maunds as against 32 $\frac{1}{2}$ lakhs of maunds on the same day in the previous year. Comparison is vitiated by the fact that last year's balance was considerably below normal.

Imported salt.

4. The total weight of salt of all kinds imported into the Presidency fell from 3.59 lakhs of maunds to 2.39 lakhs of maunds, and the duty from Rs. 4.49 lakhs to Rs. 2.99 lakhs. The large decrease was mainly due to the diminished output of salt in Goa as a result of untimely heavy rains in May 1918 which swept away large stocks of salt in the pans.

Consumption and prices.

5. The total quantity of salt issued and imported for consumption in the Bombay Presidency increased from 30.68 lakhs of maunds to 41.84 lakhs of maunds, giving an average consumption of 15.5 lbs. per head. The *per capita* consumption reached a figure higher than that ever recorded previously. That, however, was not the amount appropriated for human consumption only but includes the requirements of cattle, mills and other industries, etc. Another factor to be borne in mind is that the present method of calculation is based on the census of 1911. There was again a general rise in prices except in the Kaira district, due to a shortage of stocks, smaller imports from Goa, transport difficulties and speculation. The arrival of new salt in the market and the suspension of hostilities brought down the prices.

Fish-curing yards

6. The total quantity of fish brought to the 32 yards for curing decreased from 240,221 maunds to 207,615 maunds. The financial result of the working of the yards was a loss of Rs. 2,678, due to an unfavourable season, high issue price of salt and an expenditure of Rs. 5,629 on godowns and fencing

Revenue and expenditure.

7. The gross receipts increased from Rs. 1,55,55,189 to Rs. 1,83,69,690, and the expenditure, exclusive of refunds, from Rs. 22,31,096 to Rs. 26,94,814. The increase of Rs. 2,86,445 under "Proceeds of sale of Báragra salt" and of Rs. 2,88,496 on account of "Recovery of salt agents' bagging and sewing charges" was due to the larger issues of Báragra salt, and the increase of Rs. 23 $\frac{1}{4}$ lakhs under "Excise duty on salt" was due chiefly to larger issues of salt. The increase of Rs. 1,61,806 under "Pay of subordinate establishments" was mainly due to the grant of war allowances. The increase of Rs. 3,51,954 under "Salt agents' bagging and sewing charges" was due partly to the large issues of Báragra salt.

Offences

8. The number of detected offences against the Salt Act fell from 109 to 99. Clandestine removal of natural salt and smuggling foreign salt across the frontier formed the bulk of the offences.

9. The issue of duty-free salt for manure purposes was suspended during the year on account of shortage of stocks of salt. The aggregate quantity of crude bitterns, refined magnesium chloride and epsom salt removed by the Pioneer Magnesia works at Khárághoda rose from 25,047 to 39,027 cwts. and the royalty recovered from Rs. 38,699 to Rs. 58,541.

2.—SIND.

1. During the year the sources of supply were (i) the Maurypur salt-works, (ii) the Saran salt deposit, (iii) the Dilyar salt deposit and (iv) the Darwari deposit.

2. Imports of table and rock salt by private agency amounted to 1,323 and 47,193 maunds against 1,330 and 25,251 maunds, respectively, in the previous year. The subjoined statement contrasts the total production, loss, wastage, removals and balances of salt in stock in Indian maunds at the close of the past two years :—

Year.	Stock in hand at the commencement of the year.	Made or excavated during the year.	Other receipts.	Sold during the year.	Issued to H. H. the Mir of Khairpur	Other issues.	Loss and wastage at depots.	Stock in hand at the close of the year.
1917-18	118,786	949,603	356,439	855,706	29,140	365,979	27,035	146,968
1918-19	146,968	1,424,862	394,112	855,054	21,700	378,634	8,397	702,157

During the year under report 859,728 maunds of salt were manufactured at the Maurypur salt-works as against 622,272 maunds in 1917-18 and the quantities excavated and stored at the Saran and Dilyar salt depots amounted to 57,534 and 507,600 maunds as against 23,706 and 40,007 maunds, respectively, in the preceding year.

3. Of the total quantity of salt produced locally or imported by private agency from Europe and the Punjab 502,546 Indian maunds were consumed during the year under report, the average rate of consumption per head per annum being 11.77 lbs. as against 11.74 lbs. during the previous year. The average wholesale price of salt in the province was Rs. 2-8-8 per maund as against Rs. 2-10-11.

4. At the Shamspir fish-curing yard only 7 Indian maunds of salt were issued for fish-curing purposes as against 545 Indian maunds in the previous year, the chief reason for the decrease being that most of the curing was done at the yards in the "Khada" at Karáchi. Another reason why the Shamspir salting station was less resorted to by curers was an increasing trade in isinglass which brings more profit than fish itself.

5. The gross receipts from excise duty and other sources amounted to Rs. 7,79,311 and the expenditure to Rs. 3,31,176 as against Rs. 17,67,565 and Rs. 2,35,462, respectively, in the previous year. The percentage of charges to gross receipts was 42.5 as against 13.3 in the year 1917-18.

6. The number of offences against the salt laws detected was 43 as against 25 in the preceding year.

3.—ADEN.

Receipts fell from Rs. 37,638 to Rs. 34,857, while the expenditure rose from Rs. 2,161 to Rs. 2,214. Thus the net revenue decreased from Rs. 35,477 to Rs. 32,643. The total quantity removed from Arab salt-pans rose from 15,747 to 19,763 maunds. The quantity exported from Lalji's salt-works fell from 32,917½ to 27,736½ tons while that from the Italian salt-works rose from 64,847 to 82,193 tons.

7.—Excise.

For details see the Reports on the Administration of the Excise Department in the Bombay Presidency, Sind and Aden for the year 1918-19 and tables under Excise printed in Part IV of the Statistics of British India.

1.—PRESIDENCY PROPER.

1. The principal sources of excise revenue in the Presidency are taxation upon (a) the manufacture and sale of country spirit and Indian-made liquors excised at tariff rates; (b) the tapping of palm trees and sale of toddy; (c) the sale of liquor imported from foreign countries; (d) the manufacture and sale of hemp drugs; and (e) the sale of opium and its preparations for local consumption.

2. The following are the most important changes made during the year in the excise system arrangements in force :—(1) substitution of the unrestricted auction system for the fixed fee system for the disposal of the right of retail vend of country spirit at shops with abolition of the maximum selling prices and extension of the system to opium and toddy shops; (2) enhancement of the duty on ganja from Rs. 10 to Rs. 12-8-0 a seer; (3) enhancement of the issue price of opium from Rs. 35 to Rs. 45 a seer; (4) substitution of the 'contract supply' for 'free supply' system in the Town and Island of Bombay and

abolition of the country spirit distilleries at Uran in the Kolaba district; (5) introduction of a revised scale of license fees for toddy tree-foot booths in all districts except Kaira, Panch Mahals and East Khandesh; (6) raising of the maximum limit of transport, retail sale and possession of toddy without a permit (a) from $\frac{1}{2}$ of a pint to 4 imperial gallons in all talukas of the Kolaba, Ratnagiri and Kanara districts, so as to extend to inter-taluka transactions the limit applicable to transactions within the talukas, and (b) from 1 to 2 imperial gallons in the Ankleshwar taluka and Hansot mahal of the Broach district; (7) substitution of 30° U.P. for 25° U.P. country spirit for sale in Gujarat and Coast Kanara; and (8) replacement of the 'farming' by the 'separate shop' system for the retail vend of toddy in the Nasik district.

Country spirit

3 The receipts on account of still head duty fell by Rs. 6,93,306 from Rs. 1,79,96,036 to Rs. 1,73,02,730, due to a diminution of about 243,000 proof gallons in the total issues of duty-paid spirit to shops throughout almost the whole Presidency. Owing to war traffic the transport of mhowra and spirit by rail was seriously hindered but on the whole the contract supply system worked satisfactorily. The collections on account of the right of retail vend, including arrears, amounted to Rs. 69,64,226 against Rs. 35,33,195 in the previous year, the increase of Rs. 34,31,031 being due to the introduction of the open auction in place of the fixed fee system. Of the total collection Rs. 64,43,209 were vend fees and Rs. 5,21,017 license fees. The number of shops licensed for the retail sale of country spirit decreased from 1,886 to 1,585. The sales declined in all districts except Ratnagiri, Kanara, Belgaum, Sholapur, Ahmednagar and Bombay City resulting in a net decrease of 184,123 proof gallons due generally to the high prices charged by the licensees in consequence of the abolition of the maximum selling price on the introduction of the auction system and also to the high prices prevailing for the necessaries of life. In the areas excepted above, the increase was not appreciable save in Bombay City where it is accounted for by the prosperity of the labouring classes who could afford to pay the increased prices from the high wages earned by them in mills and factories, on war works, building operations and at the docks. The consumption of 60° U. P. liquor fell slightly in a few districts for the same reasons as those which reduced the consumption of country spirits generally. The incidence of consumption per head of population was 7.4 drams of proof spirit against 7.9 drams in the previous year. It was highest in Bombay (29.9 drams against 29.2) and lowest in Satara (1.2 drams). Cases of illicit possession of mhowra flowers fell from 1,502 to 482 in the Kaira district where the Mhowra Flowers Act was introduced two years ago. There were substantial decreases in the Thana and Nasik districts while there was a slight increase in the Kolaba district.

Toddy.

4 The revenue under this head is derived from (1) tree-tax and (2) fees for the retail sale of toddy. It rose from Rs. 23,10,087 to Rs. 34,70,947. The receipts from tree-tax rose from Rs. 14,57,266 to Rs. 16,08,881, the increase being due to a greater number of trees having been tapped to meet the increased demand for toddy. The revenue under vend fees was Rs. 17,49,334 and from license fees Rs. 1,12,732 or a total of Rs. 18,62,066 against Rs. 8,52,821 in the previous year. The total sales of toddy throughout the Presidency increased by 525,819 gallons according to the returns of the licenses, which, however, are not reliable. The increase occurred chiefly in Surat, Bombay, Dharwar, Belgaum and Poona. There was a marked decrease in Thana, Ratnagiri and Bijapur.

Foreign liquors and
Indian manufactured
liquors excised at
tariff rates

5 The revenue under this head chiefly consists of (1) duty on liquors manufactured in India and excised at the Sea Customs Tariff Rates and (2) license fees for the sale of such liquors and of imported liquors. The quantity of fermented liquors imported by sea rose from 642,585 liquid gallons to 758,556 liquid gallons. The increase was due to larger imports from Japan. Wines increased from 78,273 liquid gallons to 125,557 liquid gallons, the increase being due to larger supplies from other manufacturing countries. There was a slight decrease of 7,566 proof gallons in the case of potable spirits, including liqueurs, which was more than counterbalanced by an increase of 40,181 gallons in India-made spirits. The import of denatured and perfumed spirits rose from 22,714 liquid gallons to 76,515 liquid gallons. Noticeable increases in the sales of fermented liquors occurred chiefly in Bombay, Belgaum, Ahmednagar and Nasik and were due to a large influx of troops and followers in these areas. On the other hand there was a decrease in the Poona district due to consumption of Indian beer which is not popular with the troops and to the appreciable rise in the price of imported beer. The decrease under wines was due to enhanced prices as a result of war conditions. The increase under potable spirits was due partly to the influenza epidemic owing to the popular belief that such liquor acts as an antidote but mainly to a rise in the general standard of living which led to the consumption of foreign liquors in larger quantities. The number of licenses for the sale of foreign liquors increased from 1,080 to 1,180. The duty on wines and spirits (other than commercial spirits and medicated wines) manufactured in India and excised at the sea customs tariff rates rose from Rs. 6,36,614 to Rs. 10,54,766. The total receipts (duty and license fee) from commercial spirits and medicated wines amounted to Rs. 2,51,351 against Rs. 1,80,042 in the previous year. The aggregate amount of license fees for the sale of foreign liquors, whether imported or manufactured in India, rose from Rs. 2,31,694 to Rs. 2,60,511.

Intoxicating drugs
other than opium.

6 The cultivation of hemp for ganja was restricted, as in the previous year, to the Naga taluka of the Ahmednagar district. The area under cultivation increased from 410 acres to 465 acres and the outturn from 3,083 maunds to 3,555 maunds. There was an

increase of 181 and 39 maunds, respectively, in the issues of ganja and bhang in British districts. The issue of charas remained practically unchanged, 211 maunds against 210 maunds. Consumption of ganja increased noticeably in the City of Bombay and in the districts of Ahmedabad and Dhárwár, while it decreased appreciably in the districts of Poona, Sholapur and Ahmednagar. Bombay and the Ahmedabad district also recorded a marked increase in the consumption of bhang, while the consumption of charas increased in Bombay by 161 seers and declined in Ahmedabad by 42 seers. The export of ganja to Native States decreased by about 4 maunds, while those of bhang and charas decreased by about 10 and 2 maunds, respectively. The revenue from intoxicating drugs is derived from (1) quantitative duties on issues from warehouses and on imports from other provinces and (2) fees for sales. The duty realized and the sale fees amounted to Rs. 8,85,205 and Rs. 6,02,026, respectively, as compared with Rs. 7,03,319 and Rs. 4,42,636 in the previous year. The number of licenses relating to intoxicating drugs decreased from 595 to 588. Licenses for the sale of cocaine for *bona fide* medical purposes numbered 499 against 482 in the previous year. The quantity of cocaine and allied drugs licitly imported during the year fell from 478 lbs. to 260 lbs. The largest seizure of cocaine during the year was one of 30,625 grains made in Bombay by the Excise Department. Ahmedabad and Surat were the only places in the mofussil in which any illicit traffic in the drug was found to exist. Some of the cocaine seized from smugglers was found to have been imported from Japan.

7. Deducting the amount of Rs. 10,91,386 paid to the Government of the United Provinces, certain conveyance and packing charges and the cost of maintenance of certain depôts, the net profit to Government, inclusive of duty, amounted to Rs. 19,91,522 against Rs. 16,60,806 in the previous year, showing an increase of Rs. 3,30,716 due to the enhancement of the issue rate. The total licit sales of opium in British districts fell from 56,552 seers to 51,053 seers, the decrease being mainly due to higher selling prices charged by the vendors consequent on the abolition of the maximum selling price and in some districts, where the crops failed, to the impoverishment of the usual customers. The actual realizations on account of vend fees for the retail sale of opium in British districts amounted to Rs. 10,00,594 against Rs. 4,82,665 in the previous year, the increase being due to the disposal of shops by auction. The number of shops increased from 729 to 733, while that of licenses held by medical practitioners and other qualified persons fell from 930 to 872. The aggregate gross revenue on account of excise opium increased from Rs. 21,60,468 to Rs. 30,16,014. Some of the men, Chinese and Indians, formerly identified with cocaine smuggling, tried to smuggle opium to China.

8. The total number of offences against the Abkari Law fell from 3,701 to 2,103. Of the detected cases 1,890 related to liquor, 144 to hemp drugs, and 69 to cocaine. Cases of illicit distillation and possession of implements for unlicensed manufacture of liquor decreased by 30, those of illicit importation, etc., by 16, those of illicit possession by 112, those of unlicensed sale by 16 and those of other offences relating to liquor by 1,418. Cases relating to hemp drugs fell by 33. Cocaine cases which had substantially declined from 319 to 42 in 1917-18 rose to 69, of which 59 were detected in Bombay, 9 in Ahmedabad and 1 in Surat. The total number of convictions for drunkenness increased from 6,493 to 6,967, of which 996 occurred in Bombay City owing to the large number of troops and camp followers that passed through the city. The number of cases under the Opium Act brought to trial in British districts rose from 517 to 720 and that in Native States from 22 to 36.

9. The total excise receipts of the Presidency proper amounted to Rs. 3,36,15,393 an increase of Rs. 55,50,558 over the receipts of the previous year. The total expenditure, including refunds and certain items of compensation, amounted to Rs. 14,82,903. The net revenue was thus Rs. 3,21,32,490 as against Rs. 2,67,47,580.

10. Advisory committees continued in all the areas in which they previously existed. The question of appointing committees in Kaira and Kanara and in the rural areas of other districts is under consideration.

2.—SIND.

1. The important changes during the year were—(1) introduction of open auction system of disposing of country spirit licenses in certain large towns, *viz.*, Karachi, Hyderabad, Sukkur, Shikarpur and Larkana and of opium licenses throughout the province, in lieu of the fixed fee system; (2) raising of the issue rate of opium from Rs. 35 to Rs. 45 per seer; and (3) raising of the excise duty on ganja from Rs. 10 to Rs. 12-8 per seer.

2. The consumption of country spirit increased from 196,409 to 198,162 proof gallons. The chief increase was contributed by the Hyderabad district (5,428 proof gallons), and the chief decreases by the Karachi and Larkana districts (5,524 and 2,329 proof gallons, respectively). Sukkur, Upper Sind Frontier and Thar and Parkar recorded smaller increases. The rate of consumption per head of population was 2-71 drams (proof) against 2-68 drams (proof) in the preceding year.

3. The total imports of foreign liquors amounted to 220,870 gallons as against 394,641 gallons in the previous year, showing a heavy decrease of 173,771 gallons. In fermented liquors there was a substantial decrease of 126,561 gallons. Shortage of tonnage and

enhanced rates of freight and insurance due to the war are responsible for the decrease. There was an increase in sales of imported liquors and a decrease in the sales of liquors manufactured in India.

Intoxicating drugs.

4. The consumption of bhang increased from 92,400 seers to 96,200 seers; of charas from 4,300 to 4,800 seers and of ganja from 1,300 seers to 1,900 seers. The slight increase in the sales of charas is attributed to the re-opening of five charas shops in the Hyderabad district. The increase in the case of ganja occurred principally in the Karachi district and is reported to be due to the expensiveness of charas which diverted custom to ganja.

Opium.

5. During the year, 7,760 seers of opium were sold against 9,240 seers in the previous year and the amount realized was Rs. 4,18,399 against Rs. 3,93,431. The decrease is reported to be due to the closure of 7 out of 197 shops and the rise in prices consequent on the enhancement of the issue rate and the introduction of the auction system with abolition of a maximum selling price. The per capita consumption was .18 tola against .21 tola in the previous year.

Offences.

6. During the year under report 115 cases under the Abkari Law (5 relating to liquor and 110 to intoxicating drugs) and 68 under the Opium Act were sent up for trial.

Financial results.

7. The gross revenue for the year rose from Rs. 29,44,650 to Rs. 31,37,921 and the net revenue from Rs. 28,77,268 to Rs. 30,06,603. The expenditure increased from Rs. 67,382 to Rs. 1,31,318.

3.—ADEN.

The gross receipts increased from Rs. 1,66,294 to Rs. 1,68,613. The quantity of opium sold increased from 80 seers to 105½ seers and the receipts from Rs. 3,580 to Rs. 4,865. The increase was due to the large demand by the Chinese crews employed on board Japanese ships calling at Aden and to the presence of Indian troops. One case of illicit sale of country liquor and one case of illegal import of foreign liquors were detected. In the former case the accused was convicted and sentenced to four months' rigorous imprisonment and in the latter two persons were fined.

8.—Cotton Duties Act.

For details see the Resumé on the Working of the Cotton Duties Act contained in the Report of the Sea-borne Trade and Customs Administration of the Bombay Presidency for 1918-19.

The number of cotton mills working in the Bombay Presidency was the same as in the previous two years, *viz.*, 175. The output of woven goods fell from 308,856,399 lbs. to 275,801,035 lbs. The heavy fall was not due to any depression of the market in piece-goods for ordinary trade purposes. The exceptionally large issues in 1917-18 were due to large Government contracts placed with many mills throughout the Presidency for exceptionally heavy makes of cloth and blankets for army purposes. With the improvement in the military position these demands diminished. Labour unrest caused by strikes and epidemics partly affected the production and consequent issues from the mills. For the past three years the production of yarn has tended to decrease, though every available loom was kept steadily at work. This also was due to the labour unrest. The record figure of collection of duty, *i. e.*, in round figures Rs. 1,16,00,000 as against Rs. 65,00,000 in 1917-18 and the substantial increase in the amount of drawback paid, Rs. 5,14,000 against Rs. 1,74,255, were due to the working off of a considerable amount of arrears and to increase in the tariff rates.

9.—Stamps.

For details see the Annual Report of the Stamp Department in the Bombay Presidency and Sind for the year 1918-19 and tables under Stamps printed in Part IV (b) of the Statistics of British India.

1.—PRESIDENCY PROPER.

Revenue and expenditure.

1. The total realizations rose from Rs. 88,77,377* to Rs. 99,27,217,* the receipts under the Stamps Act rising from Rs. 48,26,000 to Rs. 56,01,082,* and those under the Court Fees Act from Rs. 40,51,377 to Rs. 43,26,135. The increase was mainly contributed by impressed stamps and labels and special adhesive stamps, which showed an advance of Rs. 4,03,762, by share transfer stamps which showed an advance of Rs. 3,17,055, and by foreign bill stamps which showed an advance of Rs. 1,30,803, and partly counterbalanced by the decrease of Rs. 62,868 in the sale of hundi stamps and of Rs. 54,000 in miscellaneous receipts. The total expenditure rose from Rs. 2,98,996 to Rs. 3,20,209. The percentage of gross charges to gross receipts was 3.22.

Stamp vendors.

2. The number of licensed stamp vendors fell from 826 to 809, but the discount paid rose from Rs. 1,10,604 to Rs. 1,26,481.

Impounded documents, etc.

3. The number of cases dealt with by the Courts and the Collectors increased from 3,240 to 7,422, but the total duty and penalty realized fell from Rs. 1,49,542 to Rs. 95,922.

* Includes Rs. 3,30,000, being the provincial share of the sale proceeds of unified stamps credited to non-postal revenue.

4. There were 2 cases implicating 4 persons, all of whom were convicted and sentenced to pay fines aggregating Rs. 70. Prosecutions.

5. There were 588 cases of valuation of estates before the Collectors under section 19-H of the Court Fees Act. Inquiries were completed in 472 cases, which resulted in the recovery of Rs. 14,615 as additional duty. No penalties were imposed. Estate duty.

2.—SIND.

1. The gross revenue increased from Rs. 12,75,202 to Rs. 18,25,572. Receipts from court fee stamps considerably increased in all districts, the major portion being due to sales in Karachi amounting to Rs. 2,72,361 more than last year consequent on speculation in cotton and sugar. Receipts from special adhesive stamps showed a further advance of Rs. 49,687. Revenue and expenditure.

2. The number of licensed stamp vendors decreased by 15 to 318, but the amount of discount paid increased from Rs. 16,284 to Rs. 21,927. Stamp vendors.

3. The number of cases dealt with rose from 322 to 400, and the amount of duty and penalties recovered from Rs. 10,065 to Rs. 16,444. Impounded documents, etc.

4. Fourteen persons were prosecuted, of whom nine were convicted and sentenced to pay fines aggregating Rs. 52. Prosecutions.

5. Thirty-four inquiries resulted in the recovery of Rs. 1,800 as additional duty. Estate duty.

10.—Income-tax.

For details see the Annual Report of Income-tax and tables under Income-tax printed in Part IV (b) of the Statistics of British India.

The Indian Income Tax Act, VII of 1918, came into force on 1st April 1918. The glaring defect of the old Act (II of 1886, as subsequently amended) was as regards the unequal treatment of levying tax on (1) income from salaries and interest on securities, and (2) other sources of income. The former was liable even when less than Rs. 1,000 if the assessee's total income from all sources was not less than Rs. 1,000. Income from "other sources" was, however, liable only when by itself it amounted to Rs. 1,000 or more. This anomaly has been removed by Act VII of 1918. The method of assessment is also entirely changed, everyone being now required to send a return of his income. There was some dissatisfaction in the beginning against the submission of such and other returns. The objections were fully considered and a slight amendment was made to the form of declaration at the foot of the return of income.

2. The net collection of the tax rose from Rs. 2,05,49,259 of the preceding year to Rs. 2,58,31,264. The refunds granted amount tentatively to Rs. 3,55,855, against Rs. 1,78,004, in 1917-18.

11.—Local Funds.

1.—DISTRICT FUNDS.

1. Receipts increased from Rs. 89,89,966 to Rs. 1,09,98,405 and disbursements from Rs. 86,62,444 to Rs. 1,09,04,471. The closing balance rose from Rs. 32,08,423 to Rs. 33,01,768. Receipts and charges.

2. The accounts of all district local boards, with the exception of that of Nawabshah, Audit were audited up to 31st March 1918. All the funds are solvent.

2.—OTHER FUNDS.

1. Cantonment funds, including cantonment hospital funds, had an opening balance of Rs. 2,45,037* and a closing balance of Rs. 2,53,825. Receipts increased from Rs. 10,50,387 to Rs. 12,32,040 and charges from Rs. 10,24,537 to Rs. 12,23,253. All the accounts, with the exception of that of Loralai Cantonment Fund, were audited up to 31st March 1918. Cantonment funds.

2. Receipts and charges amounted to Rs. 1,56,248 and Rs. 1,85,419, respectively. The closing balance fell from Rs. 1,03,161 to Rs. 73,985. All the accounts were audited up to 31st March 1918. Mounted police funds.

3. Receipts rose from Rs. 1,92,029, to Rs. 2,39,532 and the charges from Rs. 1,30,030 to Rs. 1,63,857. The closing balance advanced from Rs. 1,12,686 to Rs. 1,85,064. All the accounts were audited up to 31st March 1918. Port and marine funds.

4. The receipts of the two funds under this head increased from Rs. 24,471 to Rs. 32,792 and the charges from Rs. 21,863 to Rs. 32,132. The total of the closing balances of the funds was Rs. 14,738. Medical and charitable funds.

5. Under this head come station and agency funds and various other minor funds. The aggregate opening and closing balances were, respectively, Rs. 7,15,158* and Rs. 7,95,519. Receipts rose from Rs. 16,15,713 to Rs. 16,80,549 and the charges from Rs. 15,33,004 to Rs. 16,00,188. Miscellaneous funds.

* Note—The difference is due to subsequent adjustments.

CHAPTER VI.

VITAL STATISTICS AND MEDICAL RELIEF.

1.—Births and Deaths.

For details see the Annual Report of the Sanitary Commissioner for the Government of Bombay for 1918

- Europeans 1. Among the civil European population 388 births and 415 deaths were recorded, as against 353 and 256 in 1917, giving a birth-rate of 12·85 *per mille* as against 11·69 in 1917 and a death-rate of 13·74 against 8·48.
- Anglo-Indians. 2. Among Anglo-Indians 165 births were registered as against 186 in 1917, and 223 deaths against 135, corresponding to a birth-ratio of 18·54 *per mille* as against 20·89 in 1917 and a death-ratio of 25·05 as against 15·16.
- Indians. 3. Among Indians births registered numbered 619,224, showing a decrease of 80,599 on the preceding year's figure; the birth-rate being 31·61 *per mille* as against 35·73. For every 100 females, 108·72 males were born. Still-births numbered 11,482 as against 11,569 in 1917. One million seven hundred and twenty-four thousand six hundred and seventy-four deaths were registered, an increase of 926,268 on the previous year's figure; 96·61 males died for every 100 females. The death-rate was 88·05 *per mille* compared with 40·76 in 1917 and exceeded the birth-rate by 56·44 *per mille*. The year was the most unhealthy in the history of the Presidency. The previous maximum mortality recorded in 1900—a year of severe and widespread famine—fell short by 405,891 of the 1918 figure. The cause of this heavy mortality was the severe pandemic of influenza, a history of which is given separately. In Bombay City the birth and death-rates were 22·23 and 59·44, respectively. The infant mortality rate for the Presidency was 286·93 per thousand live births as against 216·67 in 1917. In Bombay City the rate was 596·51 as against 409·6 in 1917. The death-rate was lowest (37·25) among males between the ages of 10 and 15 and among females (51·67) between 5 and 10. The death-rate among Christians was 38·14 *per mille*, among Mahomedans 77·44, among Parsis 26·99, among Jains 45·36 and among Hindus 92·41.
- Causes of death. 4. As regards deaths among Indians, which totalled 1,724,674, cholera was responsible for 8,834, small-pox for 8,063, plague for 79,478, dysentery and diarrhoea for 32,058, fevers for 1,284,013 and respiratory diseases for 119,680. The combined excess in the two latter as compared with the mean of five previous years amounts to 1,073,519 and may be taken as a rough minimum estimate of influenza deaths.

The subjoined table shows the deaths in 1918 arranged according to causes and contrasted with the results for 1917 and with the mean of the preceding five years:—

	Mean for 5 years, 1913—1917.		1918		1917.	
	Number.	Ratio per 1,000 of population	Number.	Ratio per 1,000 of population	Number.	Ratio per 1,000 of population.
Cholera	12,027	·61	8,834	·45	17,003	·87
Small-pox	4,370	·22	8,063	·41	3,095	·16
Plague	66,311	3·38	79,478	4·06	162,874	8·31
Fever	258,320	13·19	1,284,013	65·55	298,919	15·26
Dysentery and diarrhoea	35,839	1·83	32,058	1·64	36,321	1·85
Respiratory diseases	71,854	3·67	119,680	6·11	90,667	4·63
Injuries	7,848	·40	7,761	·40	7,650	·39
Other causes	155,760	7·96	184,787	9·43	181,877	9·29
All causes	612,329	31·26	1,724,674	88·05	798,406	40·76

2.—Emigration and Immigration.

For details see tables under Emigration printed in Part V of the Statistics of British India.

- Movements by land 1. The usual seasonal movements were accentuated during the year owing to the prevalent scarcity in some of the affected districts, while in conjunction with influenza it was responsible for restricted movements elsewhere. Káthiáwár and the Gujarát sent their usual quota of labourers to the districts of Kaira and Broach for field and mill work, while the prevalent scarcity drove a large number of Kachi-, Márwáris, Kolis, etc., into the adjoining districts of Sind. Surat, Broach and Kaira were as usual responsible for

migration to South Africa and other foreign parts to a small extent. Thána witnessed a large exodus as well as some influx owing to the prevalence of influenza and scarcity. A large exodus took place from the districts of Ahmednagar, East Khándesh and Poona, which were badly affected. Some 5,000 people immigrated to the sugarcane area of the Ahmednagar district from the Nizám's territory. Bombay and other industrial centres were responsible for large immigrations of labourers from Sátára and Ratnágiri. The absence of rainfall and the consequent shortage of fodder compelled many cultivators of Nawábsháh and the desert population of Thar and Párkar to immigrate into adjoining territories for relief.

The number of emigrants leaving the port of Bombay by sea under the Indian Emigration Act XVII of 1908 fell from 298 to 237, of whom 103 were employed by Messrs Shaw, Wallace and Company at Aden and 96 by the British Protectorate in Africa. The number of emigrants who returned to Bombay was 294, of whom 168 came from Persia and 123 from British East Africa. The latter number included 83 persons registered at Karáchi. From Karáchi 247 persons went for work on the Uganda Railway. The operation of Chapter XI of the Act has been suspended experimentally since 1918 in the case of artisans required by the Anglo-Persian Oil Company. The number returning from Persia was 279.

3.—Medical Relief.

For details see the Annual Report on the Civil Hospitals and Dispensaries under the Government of Bombay for the year 1918 and the tables under Hospitals printed in Part V of the Statistics of British India.

1. The total number of institutions fell during the year from 756 to 740 owing to the closing of certain private non-aided institutions. The classification of existing institutions was as follows:—State (public), 52; State (special), 25; Local and Municipal Funds, 300; Private (aided), 17; Private (unaided), 295; and Railways, 51.

2. The total number of patients treated decreased from 2,712,612 to 2,584,249. In-patients, of whom 49,684 were cured and 7,878 died, numbered 73,132 as against 65,250, the percentage of mortality increasing from 7.7 to 12.5. The total number of beds available rose from 6,671 to 6,680 and the daily average of patients occupying them from 3,386.2 to 3,841.7. Out-patients decreased in number from 2,647,457 to 2,511,117 and the daily average attendance from 23,668.5 to 23,220.2.

3. Of the total number of patients treated, 22,063 were Europeans and Anglo-Indians, 1,649,932 Hindus, 759,100 Musalmáns and 153,154 others. The number of adult females treated fell by 11,214 to 93,589.

4. Among in-door patients the chief increases were in the figures for smallpox, cholera, leprosy and other infective diseases (including influenza), while malaria, plague and labour cases showed a substantial decrease. Injuries, dysentery and diarrhœa also showed a decrease. Though there was a small decrease in admissions of tuberculosis cases, the death-rate showed an increase of .4 per cent. The number of malaria cases treated as out-door patients decreased from 547,988 to 403,596. Out of 2,031 persons treated for smallpox, 846 were unvaccinated, 998 had been vaccinated in infancy, 81 in later life and 29 re-vaccinated, the vaccinal condition being unknown in 77 cases. The chief diseases among out-patients were malaria, influenza, diseases of the eye, diseases of the digestive system, skin diseases, respiratory diseases and diseases of the ear.

5. The number of surgical operations fell from 101,763 to 97,607 while the mortality rose from .52 per cent. to .61 per cent. As a result of the operations 94,597 persons were cured and 887 relieved.

6. The total income, exclusive of the opening cash balance, amounted to Rs. 31,73,333 as compared with Rs. 27,83,306 in 1917. Of this, Rs. 15,17,357 were contributed by Government, Rs. 3,18,182 by local funds and Rs. 6,28,963 by municipal funds. Subscriptions fell from Rs. 1,09,475 to Rs. 1,01,666. The several nursing associations contributed Rs. 1,59,680.

7. The total expenditure rose from Rs. 27,76,397 to Rs. 31,09,815. Deducting Rs. 2,34,178 remitted into the treasury on account of hospital fees, sale-proceeds of unserviceable articles, etc., and Rs. 12,700 invested during the year, the net cost rose from Rs. 24,62,465 to Rs. 28,55,937.

8. The invested capital stood at Rs. 10,80,824 at the beginning and Rs. 10,86,324 at the end of the year.

4.—Epidemic Diseases.

PLAGUE.

1. During the calendar year 1918, deaths from plague in the Presidency (including Aden and all Native States except Baroda) fell from 187,318 to 103,950. The majority (71,416 or 70 per cent.) of the total plague deaths were recorded during the first quarter of the year. There was a lull towards the end of the year.

2. Plague was reported from Bombay City throughout the year, and the number of deaths totalled 1,133 against 1,698 in 1917, the maximum (382) being reached in April.

3. Plague deaths were reported throughout the year in Karáchi City and the number of deaths totalled 1,369 against 1,153 in 1917. The largest number occurred during April and May.
4. Only two deaths from plague were reported from Aden.
5. All the districts reported deaths, the most severely affected being Kaira, Ahmedabad, Sátára, Broach, Panch Maháls, Dhárwár, West Khándesh and Belgaum. The Agencies and States in which the epidemic was severe were Savánur State, Cambay, Káthiáwár Agency, Kolhápúr and Southern Marátha Country States, Akalkot, Bijápúr Agency and Mahi Kántha Agency.
6. Among Europeans and Anglo-Indians there were 6 deaths from plague in Bombay City and 1 in the mofussil.
7. Special inoculators were sent to the affected districts. During the year 86,571 inoculations were performed as against 241,139 in the previous year. Of this number 4,022 were done in Bombay City, 5,499 in Karáchi City, 17,059 in Dharwar, 11,084 in Bijápúr, 4,214 in Poona, 3,541 in West Khándesh, 3,113 in Belgaum, and 3,012 in Hyderabad. In the Native States 16,117 inoculations were reported as against 36,040 in the preceding year. Of these 3,719 were done in Káthiáwár Agency, 1,523 in Savánur and 1,514 in Sávantwádi. The usual effects of inoculation were noted, *viz.*, reduction in incidence of the disease and in case mortality of persons who had been inoculated.

CHOLERA.

During the calendar year 1918 there were 8,834 deaths recorded as due to cholera as against 17,003 in 1917. The districts that suffered most were Sholápur (1,123), Poona (1,009), Bijápúr (762), Sátára (732), Dhárwár (685) and Ratnágiri (637). Bombay City recorded 1,643 deaths of which 1,431 were in December.

SMALL-POX.

Deaths from small-pox numbered 8,063 as compared with 3,095 in 1917 and 4,505, the decennial mean. The districts severely affected were West Khándesh, East Khándesh, Karáchi, Ahmednagar, Kolába and Poona. In Bombay City 992 deaths were recorded as against 262 in 1917.

INFLUENZA.

Influenza rendered the year 1918 the most unhealthy since the commencement of registration. The origin of infection is doubtful. It was supposed to have been introduced from overseas by two ships that arrived in Bombay in May and June but there are reasons for suspecting that infection was already present. There were two waves of epidemic, the first a mild one and a second which came on in September spread far and wide and was very severe through all districts and towns. Exact figures cannot be given. The village officers responsible for the collection of vital statistics not being conversant with the signs and symptoms of influenza, returned practically all deaths from that disease under the general head "fever". Part of the mortality, especially in towns, went under the cause "respiratory diseases". Taking the excess in total mortality over the mean for the months June to December, the estimated influenza mortality in the Bombay Presidency comes to 1,036,758, giving a death-rate of 52.93 *per mille*. By months the figures were as follows:— June 4,746, July 5,182, August 4,371, September 66,314, October 675,222, November 247,348 and December 33,575. The highest mortality was recorded in the month of October in the Presidency and in November in Sind. The most severely affected districts were Sholápur (88.08), Násik (78.44), Bijápúr (76.63), West Khándesh (73.46), Sátára (69.11), East Khándesh (68.56), Thar and Párkar (68.45), Ahmednagar (67.32) and Nawábsháh (64.84).

Taking the excess mortality from fevers and respiratory diseases over the mean for those causes from June to December the highest (estimated) influenza death-rates were in the towns of Sholápur (75.47), Bágalkot (54.47) and Yeola (50.63). For Poona, Surat, Ahmedabad and Karáchi the figure amounts to 38.33, 15.74, 20.11 and 22.10, respectively. Sea-coast suffered less in comparison with others, thus Ratnágiri 5.69, Kumta 8.02, Málwan 12.32 and Vengurla 13.70. In Bombay City the excess deaths under those heads amounted to 12,838, which added to influenza deaths recorded as such (3,847), yields an influenza death-rate of 17.31. Estimated by excess in mortality from all causes the figure is 23.82.

5.—The Bombay Bacteriological Laboratory.

For details see the Annual Report of the Bombay Bacteriological Laboratory for 1918.

1. The output of anti-plague vaccine decreased during the year, the number of doses despatched being 1,543,099 against 1,821,661 in 1917. During the past decade (1909-1918) 10,362,150 doses of anti-plague vaccine were issued. The annual output doubled during the past three years. There was an increased demand for the vaccine from the Punjab, the United and North West Frontier Provinces and Madras, while the Bombay Presidency, the Central Provinces and the Native States in India show a decrease. Since the laboratory was opened in 1896 over 17½ million doses have been supplied.

Although the reports received from inoculators regarding statistics were of little value for the purpose of accurate statistical analysis, they recorded interesting individual experiences. The civil population of Amara, Mesopotamia, have a very high opinion of the efficacy of inoculation as a result of plague epidemic which made its appearance on the 25th April 1918, and on the occasion of a small outbreak of cholera, they applied to the Political Officer to arrange for public anti-cholera inoculation. In the Indore Residency inoculation was more popular than evacuation. No ill effect from the use of the vaccine was seen among the inoculated and no rewards were given. The people from past experience thoroughly understand its value and readily avail themselves of the protection it affords. The health department of the city of Bombay continued to send daily to the laboratory all rats found dead or caught alive within the municipal limits. Of the former, 450,587 were examined and 10,034 were found infected with plague.

2. Examination of pathological fluids and discharges, water and foodstuffs was made in a large number of cases. Two hundred and eighty-two specimens of morbid tissues were examined for diagnosis, and 111 brains of dogs or other animals for rabies. The number of poisonous snakes received at the laboratory was 49. Investigations were carried on in connection with schistosomiasis, hydrocyanic acid gas fumigation, loop dilution method for the isolation of micro-organisms, glycerine as a preservative of pathogenic organisms in "carrier" fæces, standardization of vaccines by enumeration and guinea-worm disease and preparation of peptone, influenza vaccine and bile-salts—Taurocholate of soda. The laboratory continued to render service to the military authorities. Besides preparing and supplying vaccines, etc., of different kinds to military authorities in and out of India, it supplied bacteriological apparatus, chemicals, stains, anti-toxic sera, etc., to the war hospitals in India and overseas and to other institutions. The laboratory also continued to give assistance in the examination of bacteriological and pathological specimens sent from various military hospitals.

6.—Lunatic Asylums.

For details see the Report on Lunatic Asylums under the Government of Bombay for the year 1918 and tables under Lunatic Asylums printed in Part V of the Statistics of British India.

1. Funds were allotted for the additional accommodation required at the several asylums in the Presidency with a view to obviating overcrowding.

2. The total number of insanes rose from 1,947 to 1,992, in spite of a falling off in the number of military insanes admitted during the year owing to the termination of the war. The number of admissions and re-admissions rose from 633 to 650, of whom 315 were Hindus, 172 Mahomedans, 61 Europeans and Anglo-Indians and 34 Indian Christians. Forty-two patients were under twenty years of age and 79 were over forty. Of the total number treated, 280 were discharged as cured and 86 were transferred to the care of friends.

3. The principal types of insanity were idiocy (94), mania (948), melancholia (342), mental stupor (88), delusional insanity (162), insanity caused by *Cannabis Indica* (69) and dementia (244), the corresponding numbers for the previous year being 98, 963, 333, 26, 178, 67 and 245.

4. The daily average of sick rose from 45.5 to 50.7. The number of deaths rose from 135 to 203. The general health of the insanes was on the whole satisfactory.

5. The total expenditure rose from Rs. 4,05,578 to Rs. 4,69,184. Receipts from paying patients fell from Rs. 70,338 to Rs. 67,722. Deducting these receipts, the value of stores received from the manufacturing department and the amounts realized on account of the sale of goods to the public, etc., the net expenditure amounted to Rs. 3,02,612 as compared with Rs. 2,40,975 in 1917.

7.—Acworth Leper Asylum, Matunga.

1. The Asylum was founded in 1890 by Mr. H. A. Acworth, C.I.E., I. C. S., who was then Municipal Commissioner for the City of Bombay, from public donations, and provides accommodation for the segregation of 350 pauper Indian lepers. During 1918 two new wards were built in order to relieve overcrowding.

2. The total number of persons treated in the Asylum during 1918 was 615, of which 414 were males, 194 females and 7 children. Out of these, 5 were Anglo-Indians, 467 Hindus, 52 Mahomedans and 91 Native Christians. One hundred and fifteen deaths occurred during the year 1918.

3. The cost of maintaining lepers who are not residents of Bombay is borne by Government and that of maintaining Bombay lepers by the Municipality. The other sources of income are the garden and the sewage farm and occasional subscriptions. The total expenditure during the year amounted to Rs. 1,00,759.

8.—Sanitation.

For details see the Annual Report of the Sanitary Commissioner for the Government of Bombay for the year 1918

- District municipalities 1. There were 156 municipalities with an aggregate population of 2,359,633. Their total income amounted to Rs. 1,34,27,474 of which Rs. 55,36,243 were spent in improving water-supply, drainage, conservancy and other public health requirements within municipal limits.
- Local boards 2. There were 26 district and 215 taluka local boards with an aggregate income of Rs. 86,74,247 out of which Rs. 2,31,270 were spent on works connected with public health.
- Village sanitation 3. The Bombay Sanitation Act of 1889 was in force in 505 villages, an increase of 11. Sanitary Inspection Books are now kept in 1,465 selected villages and 290 entries were made in them during the year by officers of the Sanitary Department.
- Pilgrim centres. 4. The religious fairs played a part in disseminating cholera during the year. The Alandi Palkhi was infected and carried infection along its route into Pandharpur. In Pandharpur other Palkhis got infected and distributed the disease along their routes by means of returning pilgrims to villages elsewhere. Forty-seven villages in Sátára district, 26 in Sholápur, 2 in Ahmednagar and one in Násik district were infected in this way from Pandharpur while the same pilgrim centre and others (Ankalgi, Hampi, Yellama, Gokarn and Shri Shail) were responsible for the outbreak of the disease in 13 villages in the Southern Registration District. Smaller fairs in Guzerát Registration District at Vautha and Shukaltirth attended by an aggregate of 10,000 pilgrims passed off without being followed by epidemic outbreaks.
- Sanitary Board 5. The constitution of the Sanitary Board remained unchanged. The whole of the amount of Rs. 1 lakh, placed at the disposal of the Sanitary Board, was distributed among minor sanitary schemes throughout the Presidency and Sind after consideration of the merits of each case. Grants amounting to Rs. 43,920 were made by Government for sanitary work in several municipalities. A number of water-supplies and drainage works were in progress or completed during the year. Seventy-one projects, excluding minor sanitary schemes, were under investigation. Borings for artesian water-supplies were in progress during the year at Kaira and Dholera. At Kaira the prospects of potable water are promising, while at Dholera the bore is to be carried down further in the hope of obtaining a potable supply. The staff under the Sanitary Engineer remained on a reduced basis owing to the war. With the cessation of hostilities some of the long deferred schemes will be taken in hand. Owing to increased rates and the experience gained in the past from many schemes the preparation of project drawings in the future will have to be carried out with minute attention to details so that the estimates can be prepared with greater accuracy.
- Inspection of vessels 6. At the port of Bombay 1,268 vessels of all sorts with 477,443 crew and passengers were examined as against 1,482 vessels with 554,110 crew and passengers during the preceding year. The clothing, bedding and other articles of 106,492 members of crews and passengers of out-going and in-coming vessels and of members of crews of vessels lying in the port were disinfected. Of these, 85,427 were Asiatic and African members of crews, third class or deck European and non-European passengers and pilgrims, who left the port of Bombay for ports out of India, and 21,065 were members of crews, troops and passengers who arrived by vessels on which cases of infectious disease had occurred during the voyage or while lying in port. In addition, 808 baggage coolies and stevedores' men were disinfected in order to enable certain vessels to work cargo for a few hours after medical inspection and disinfection of their crews and passengers. Eighty-eight vessels on which cases of infectious diseases had occurred were disinfected and two vessels which carried pilgrims to Jeddah were thoroughly cleansed and freed from rats by means of sulphur dioxide gas generated in a Clayton apparatus. Besides the two out-going pilgrim ships, two in-coming and 30 out-going vessels were fumigated. At Karáchi 2,139 out-going vessels and country boats were inspected and given bills of health, while 96 in-coming vessels and country boats were inspected for the existence of infectious disease. The corresponding numbers in the previous year were 2,319 and 68. Of the 223,586 members of crews and passengers medically inspected on arrival and departure 74,759 had their clothing, bedding and other articles disinfected. At Aden 696 steamers and rigged vessels were granted bills of health.
- Pilgrim traffic 7. During the year the ports of Bombay and Karáchi were open for the embarkation of Mahomedan pilgrims to Mecca *via* Jeddah, but owing to conditions occasioned by the war no pilgrim ship sailed from, or arrived at, the port of Karáchi. Two vessels only with 1,361 pilgrims on board left Bombay after disinfection and freeing from rats as against 2 vessels and 1,339 pilgrims in the preceding year. All the pilgrims were subjected to a careful medical examination and disinfection of clothes and bedding, while 169 were vaccinated at the port. During the year 1,619 pilgrims, including a number who had left Bombay in the previous year's Haj, arrived from Jeddah in three vessels. Two deaths occurred at sea among the returning pilgrims. Four ships carrying 3,058 pilgrims passed through Aden and reported four deaths.

9.—Vaccination.

For details see the Annual Report on Vaccination in the Bombay Presidency for the year 1918-19.

1. During the year 1918-19 there were 600,540 persons primarily vaccinated and 79,195 re-vaccinated against 705,513 and 114,163, respectively, in the previous year, showing a decrease of 14.88 per cent. in the case of primary vaccination and 30.63 per cent. in the case of re-vaccination. Out of 55,527 villages in the Presidency, 51,010 were visited by the vaccinators. Total number of persons primarily vaccinated and re-vaccinated

2. Of the primary vaccinations 552,154 or 91.94 per cent. were successful. Excluding 46,525, in which the results were unknown, the percentage of success was 99.63 against 99.67 in the previous year. Of the re-vaccinations, 26,300 or 33.21 per cent. were successful. Excluding unknown cases the percentage of success was 58.14 as against 56.29 in the previous year. Results.

3. The total cost of vaccination was Rs. 3,87,280 against Rs. 3,81,828 in the previous year. The average cost of each successful case was annas ten and pies nine as against annas nine in the preceding year. Expenditure.

4. During the year 1,496,620 doses were distributed as against 1,224,690 in the previous year. Of these 480,150 were supplied to the military authorities. The total expenditure was Rs. 42,447 against Rs. 40,915. Belgaum Vaccine Institute.

10.—Veterinary.

For details see the Annual Administration Report of the Civil Veterinary Department in the Bombay Presidency including Sind for the year 1918-19.

1. During the year contagious diseases were reported from all the districts of the Presidency proper and Bombay city. The number of deaths reported fell from 21,137 to 10,550, due to a decline in the mortality from rinderpest and hæmorrhagic septicæmia consequent on a scanty rainfall. The mortality among equines decreased from 332 to 157, surra accounting for 149 deaths of which 137 occurred in Thána. Five horses died from glanders in Bombay city. Among bovines rinderpest accounted for 8,597 deaths as against 13,944, Thána, Poona, Kánara and Kolába being the heaviest sufferers. Hæmorrhagic septicæmia was comparatively mild in its ravages, the number of deaths falling from 5,323 to 689. Black-quarter accounted for 273 deaths in nine districts. Anthrax was reported from five districts and the Chhárodi farm and caused 185 deaths. Foot and mouth disease was in greater evidence in all the districts except the Panch Maháls than in the previous year and resulted in 635 deaths as against 349. The number of inoculations against rinderpest fell from 35,380 to 26,836 owing to a smaller number of outbreaks. One thousand one hundred and forty-six animals were inoculated against hæmorrhagic septicæmia with very satisfactory results, while inoculation against anthrax and vaccination against black-quarter received fair patronage. In the whole of Sind contagious diseases were prevailing, but the number of deaths decreased, as far as could be ascertained, from 5,686 to 4,125. Among equines the mortality fell from 270 to 67, surra alone accounting for 44. Among the number of deaths bovines increased from 1,903 to 3,185; the heavy decline from 3,513 to 873 among other animals causing the fall in the total mortality. The small increases under the foot and mouth disease and hæmorrhagic septicæmia were counterbalanced by a heavy mortality of 872 deaths under the fluke disease. Contagious diseases.

2. Seven new dispensaries were opened during the year in the Presidency proper, thus bringing the total up to 61. The number of patients treated at the dispensaries fell from 83,461 to 75,366, and that of animals to whom medicine only was supplied from 77,750 to 61,060, due to an adverse season. The number of animals treated by veterinary assistants on tour, excluding castrations, increased from 44,915 to 52,655. Inoculations decreased from 62,695 to 29,509. In Sind a new dispensary was opened bringing the total up to 15. The total number of patients treated at the dispensaries fell from 19,213 to 17,241, while medicine and advice was given in 4,823 cases in the absence of animals. The veterinary assistants visited 1,571 villages and treated 4,664 patients, excluding 15 castrations, as against 1,405 villages and 3,334 patients in the previous year. Inoculation of 2,637 animals was carried out as against 5,023 with satisfactory results. Veterinary institutions.

3. In the Presidency proper glanders subsided to a great extent during 1918-19, the number of cases detected falling from 91 to 7, of which 5 were clinical and 2 non-clinical. This heavy fall was due partly to strict measures taken in the previous year and partly to the abandonment of suspicious cases by owners on the island of Sásette. In Karáchi city six cases of glanders were detected and destroyed as against 4 in the preceding year. The number of horses imported rose from 7,716 to 7,968, of which 4,145 were imported from Australian ports, 3,576 from Persian Gulf ports and 112 from English ports. Glanders and Farcy department.

4. Expenditure in the Presidency proper rose from Rs. 3,49,254 to Rs. 3,88,260, of which Rs. 87,969 were debited to local funds. In Sind the expenditure rose from Rs. 83,423 to Rs. 1,27,204, of which Rs. 39,487 were chargeable to local funds. Expenditure.

CHAPTER VII.—INSTRUCTION.

I.—Education.

For—

General system of public instruction,

See—

General Administration Report for 1911-12, part II, pages 207-208.

For details see the Report of the Director of Public Instruction in the Bombay Presidency for 1918-19 and the Report of the Reformatory School at Yeravda for 1918, also tables under Education printed in Part VII of the Statistics of British India.

- Number of institutions and pupils
1. The total number of public educational institutions in British districts and Native States rose from 15,290 to 16,061, while that of private institutions fell from 2,528 to 2,326, giving a net increase of 569. Pupils increased in number from 1,028,484 to 1,084,802. The percentage of male scholars throughout the Presidency to the male population was 6·5 and that of females 1·8. In the Native States the percentages were, respectively, 5·4 and 1·3. The number of scholars learning English rose from 105,881 to 113,362.
- Distribution of pupils by race
2. Bráhmín and non-Bráhmín Hindu pupils numbered, respectively, 148,872 and 671,525, Mahomedans 209,031, Indian Christians 26,661 and Pársis 16,679.
- Distribution of schools.
3. In British districts there were 12,679 public and 1,514 private institutions. Out of a total number of 26,258 towns and villages, 9,816 possessed schools, the average area served by each village with a school being 12·5 square miles. In Native States there were 3,382 public institutions and 812 private institutions. Out of 16,830 towns and villages, 2,856 possessed schools, the average area served being 22·3 square miles.
- Expenditure
4. The total expenditure on public instruction in British districts and in Native States rose, respectively, from Rs. 1,64,36,488 and Rs. 24,28,704 to Rs. 1,95,18,161 and Rs. 25,85,872. In British districts provincial funds contributed 53·6 per cent. of the total cost, local funds 4·5 per cent., municipal funds 9 per cent. and fees 18·7 per cent.; primary schools absorbed Rs. 91,52,097, exclusive of expenditure on inspection, construction and repairs. The expenditure on buildings, furniture and apparatus in British districts decreased from Rs. 12,20,125 to Rs. 10,88,763.
- University
5. The number of candidates for the School Leaving Certificate examination for the purposes of matriculation decreased from 5,583 to 5,189, of whom 2,470 or 47·6 per cent. passed as against 52·3 per cent. in the previous year. For the intermediate examination in arts 1,521 appeared and 981 or 64·5 per cent. passed. The number passed at the B.A. examination was 859, of whom 393 took honours. There were 93 candidates for the B.Sc. examination, of whom 58 passed. For the M.A. 27 passed out of 47. In professional examinations, excluding the medical examinations, there were 361 successful candidates. The expenditure on the University (as distinct from individual colleges) was Rs. 3,23,644.
- Arts colleges
6. The total number of students in the ten Arts colleges (as against nine in the previous year) in British districts rose from 4,758 to 5,119 and the total expenditure from Rs. 7,70,485 to Rs. 8,63,575.
- Professional education.
7. The number of students at the Sydenham College of Commerce and Economics rose from 235 to 254. At the final B. Com. examination 104 students appeared, of whom 56 passed. The number of students at the Government Law School rose from 650 to 716. Out of 448 candidates, who appeared at the final LL.B. examination, 227 passed. At the College of Engineering the number of students decreased from 344 to 339, of whom 191 were in the University section against 175 in the previous year. Out of 66 candidates appearing for the B.E. examination 46 were successful. The number of students at the Grant Medical College rose from 838 to 961. There were also three medical schools managed by Government and one private aided school containing in all 650 students and maintained at a cost of Rs. 93,072. Medical degrees were secured by 94 out of 225 candidates.
- Technical education.
8. The number of students at the Bombay School of Art rose from 288 to 371. Out of 5,403 candidates appearing for various examinations 2,827 passed. At the Reay Art Workshops the attendance fell from 156 to 148. In the Pottery Department the average number of students in all the sections was 6. The attendance at the morning classes of the

School of Drawing and Design at Ahmedabad rose from 27 to 40, of whom 37 were sons of *bona fide* craftsmen. The number of students at the Victoria Jubilee Technical Institute rose from 330 to 336. The number of students attending the 28 technical and industrial schools in British districts (excluding the School of Art) was 1,511 against 1,782 in the previous year. The expenditure on these fell from Rs. 4,13,591 to Rs. 3,69,681.

9. The total number of public high and middle schools rose from 687 to 727 and the number of pupils from 95,906 to 101,337. The total expenditure on secondary schools rose from Rs. 44,55,179 to Rs. 48,88,465. Secondary education
—general.

10. Boys' high schools increased in number from 165 to 176 and the attendance from 53,420 to 58,503. The number of girls' schools rose from 38 to 42 and the attendance from 5,578 to 6,582. Moral instruction continues to be given in all Government secondary schools. High schools.

11. Middle schools for boys increased from 438 to 465, but the attendance fell slightly from 32,787 to 32,744. Girls' schools decreased in number by 2 to 44 and the attendance from 4,121 to 3,508. Middle schools

12. The number of these schools remained the same, viz., 39, but the number of pupils rose from 4,614 to 4,625, of whom 3,997 were Europeans and Anglo-Indians. The total number of European and Anglo-Indian children receiving secondary education was 5,359. Secondary schools
for Europeans and
Anglo-Indians

13. The total number of primary schools for boys increased from 12,903 to 13,497 and the number of pupils from 734,308 to 775,524. In British districts the schools rose in number from 9,951 to 10,647 and the pupils from 565,737 to 608,200 but in Native States the former fell from 2,952 to 2,850 and the latter from 168,571 to 167,324. The number of girls' schools increased from 1,493 to 1,629 and the attendance from 110,030 to 120,266. Making allowance for boys at girls' schools and for girls at boys' schools, the total number of girls under instruction in primary schools in British districts was 144,135 against 127,868. The number of pupils in the upper primary stage in British districts increased from 55,288 to 56,362, including 4,810 girls; the number of pupils in the lower primary stage reading printed books increased from 421,003 to 442,093, including 80,900 girls, and the number not reading printed books from 174,539 to 203,349. The number of local fund and municipal board schools increased from 9,032 to 9,631, and that of pupils from 543,026 to 585,131 and the average daily attendance from 388,174 to 389,548. Aided and unaided schools increased from 1,932 and 147 to 2,136 and 169, respectively. Night schools numbered 138, an increase of 9 over the figure of the previous year, and the pupils attending them increased from 3,655 to 4,482. The total expenditure on primary schools in British districts and Native States rose from Rs. 79,82,509 to Rs. 1,04,45,115. In British districts provincial funds contributed Rs. 56,21,214, local funds Rs. 5,95,751 municipal funds Rs. 15,46,859 and fees Rs. 4,77,953. Out of 6,251 candidates at the Vernacular Final Examination 3,215 passed, among whom there was one girl. Primary education

14. There were 26 training schools for men with 1,718 students and 18 for women with 862 students. Of the training schools for men 22 were under public management with an attendance of 1,571, while two were maintained by Native States with an attendance of 80. Of the women's training schools five only were under public management with 352 students and one was maintained by a Native State with 52 students. Training schools

15. The total number of Mahomedans under instruction rose from 196,316 to 209,031, of whom 37,761 attended private institutions against 39,094 in the previous year. The number of Mahomedan girls going to school increased from 41,187 to 46,145. Of those attending public institutions in British districts 153 were in arts and 82 in professional colleges, 5,756 in secondary schools, 133,155 in primary schools, 319 in training institutions and 617 in special schools. An important event of the year was the compilation of alternative sets of standards for Urdu primary schools for boys. Mahomedans.

16. The total number of pupils increased from 19,572 to 19,865.

Aboriginal and hill
tribes,
Depressed classes.

17. The number of pupils of depressed classes increased from 32,411 to 39,071.

18. Attendance at the David Sassoon Industrial and Reformatory Institution increased from 187 to 200. The Yeravda school is dealt with below. Reformatory schools

19. The balance of grants unspent at the end of the previous year was Rs. 39,93,281. Further grants aggregating Rs. 13,73,715 were received during the year, making a total of Rs. 53,66,996. Of these Rs. 13,10,124 were spent, leaving a balance of Rs. 40,56,872 at the end of the year, of which only Rs. 10,26,126 remained unpledged. Imperial grants.

YERAVDA REFORMATORY SCHOOL.

1. The year opened with 100 boys on the register, of whom three were employed out-side on licenses, and closed with 118, of whom three were serving out on licenses. The average daily number of inmates rose from 97.6 to 106.5. Of the 118 boys in the institution at the end of the year, 25 were under 12 years of age, 35 under 14, 46 under 16 and the remaining 12 over 16. Numbers.

Conduct.	2. The general behaviour of the inmates was quite satisfactory. The number of school offences fell from 11 to 9.
Discharged juveniles.	3. Of the 28 juveniles discharged during the year, 11 had learnt agriculture and gardening, 7 carpentry, 3 smithy, 3 painting and varnishing and 4 book-binding. Of the 115 juveniles discharged during the preceding triennium, 58 were reported to be earning an honest livelihood, 1 had died and 10 were re-convicted.
Licenses.	4. Three licenses were in force in the beginning of the year and 7 new licenses were issued. Of the licensed boys, 4 were discharged on the expiration of their period, 1 escaped, and 2 were returned as unsuitable.
Health	5. The year was a good one in regard to the health of the inmates except for an outbreak of influenza, which proved fatal in two cases.
Industries.	6. The net profits fell from Rs. 853 to Rs. 674. Carpentry was taught to 28, blacksmith's work to 12, painting and varnishing to 14 and book-binding to 7. The number of boys engaged in gardening was 57.
Education.	7. Out of 56 boys examined in standards I to V, 37 passed. In the beginners' class 51 out of 57 did well.
Expenditure.	8. The net cost to Government for maintenance, after deducting profits, rose from Rs. 20,172 to Rs. 23,585.

2.—Literature and the Press.

For details see tables under Printing Presses and Publications printed in Part VII of the Statistics of British India.

1.—BOOKS AND PERIODICALS.

The total number of publications registered during the year fell from 3,184 to 3,118, of which 1,797 were books and 1,321 issues of periodicals. Of the books, 266 were written in English, 1 in French, 525 in Gujaráti, 126 in Hindi, 40 in Kánarese, 403 in Maráthi, 80 in Sindhi, 61 in Urdu, 1 in Nepalese, 102 in classical languages, and 18 in dialects such as Gurumukhi and Konkani, while 174 were bi-lingual and tri-lingual publications. The net decrease of 66 was chiefly under the head poetry (93). On the other hand, the chief increases were under the heads politics (33) and fiction (31).

2.—NEWSPAPERS.

General. 1. At the close of the year there were in circulation 135 newspapers and 5 periodicals treating of current political topics as compared with 139 and 4, respectively, in 1917. Of the total number of 140 newspapers and periodicals, 36 were published in the City of Bombay, 15 in the Northern Division, 35 in the Central Division, 17 in the Southern Division, 24 in Sind and 13 in Native States. Bráhmíns edited 51 of these journals, other Hindus 51, Jains 4, Pársis 12, Mahomedans 14 and Christians 8. Of the newspapers, 15 were published in English, 39 in Maráthi, 18 in Gujaráti, 4 in Hindi, 7 in Kánarese, 2 in Urdu, 8 in Sindhi and 42 as bi-lingual or tri-lingual newspapers. Of the periodicals, 3 were published in Gujaráti, 1 in Maráthi and 1 in Hindi.

Circulation. 2. The most popular Anglo-vernacular newspapers were the *Gujaráti* with a circulation of 17,600 and the *Sánj Vartmán* with a circulation of 7,000. The purely Maráthi papers were headed by the *Kesari* with 30,000 readers and the *Chitramaya Jagat* with 10,000. Among the Gujaráti papers the *Shri Sayaji Vijaya* has taken the first place with a circulation of 4,200, displacing the *Bombay Samáchár* which stood second with 3,500 copies. The *Shri Venkateshwar Samáchár* (weekly) heads the list of Hindi papers (7,000). The chief increases of circulation were provided by the *Kesari* (5,000), *Praja Mitra* and *Pársi* weekly (2,500) and daily (2,500), *Gujaráti* (1,100) and *Jam-e-Jamshed* (1,000). The *Shri Venkateshwar Samáchár* (weekly) shows a substantial decrease (1,000).

For—

Literary Societies,

See—

General Administration Report for 1911-12, part II, pages 211-212.

THE ROYAL ASIATIC SOCIETY (BOMBAY BRANCH).

During the year 74 new members joined the society. The total number of members at the close of the year had risen from 387 to 408. The number of new books added to the library was 1,486, of which 268 were presented. The second part of the catalogue of subjects, which was in press during 1917, has not yet been issued. The coin cabinet was increased by 63 new coins. The society's journal contained eleven articles of special interest.

3.—Arts and Sciences.

The Victoria and
Albert Museum,
Bombay.

1. The museum was open to the public on 311 days. The number of visitors rose from 883,914 to 954,483. At the request of the War Museum Committee a collection of war exhibits was housed in the museum building for about four months. The work of making

the glass industry case was in hand. After the cessation of hostilities interest in the two models of land and naval battles waned. They were therefore removed and their cases utilized for exhibiting industrial specimens. With the object, however, of retaining a permanent memento of the part played by Indian regiments in the war, the collection of figures representing regimental units was completed and arranged in a large show case.

2. The number of visitors fell from 141,843 to 107,909, of whom 46,626 were women and children. The increase in the previous year was due to an enormous exodus from Upper Sind owing to epidemics. The Victoria Museum, Karachi.

3. During the year the society received considerable collections of vertebrates from Lieut.-Colonel J. E. B. Hotson in Persian Baluchistan and Shiraz and from Sir P. Z. Cox, Major Pitman, Major Cheesman and others in Mesopotamia. From India the contributions to the society have been above the average since the commencement of the war. Many valuable papers were published in the society's journal. Bombay Natural History Society

CHAPTER VIII.—ARCHÆOLOGY.

Archæological Survey of India, Western Circle.

For details see the Progress Report of the Archæological Survey of India, Western Circle, for the year ending 31st March 1919.

Inspection.

1. During the month of April the Superintendent was engaged in searching out Mahomedan inscriptions and in visiting Petlad, Cambay, Dabhoi, Chhatarpur and Rewa States and Kolhápúr. Inspection was made of the temples on the right and left banks of the Gokák falls in the Belgaum district and of the principal cave temples of the Deccan, such as Bhaja, Karla and Junnar. During the monsoon a short visit was paid to Abu where some trouble had arisen about the repairs to be executed in the celebrated Dilwara Temples. The majority of monuments in the Northern Konkan, including Elephanta and Bâssein, were visited and arrangements were made for their conservation. The State of Akalkot was visited in September and a new group of temples at Nagansur discovered by the Collector of Sholápúr were inspected. Bijápúr, Champaner and Ahmedabad were also visited. Badámi, Balsana, Thalner, Ankai and Bâssein were visited during the touring season. During the winter some monuments in Sind were inspected. A visit was also paid to Jaso Jaigir, Nachna, Sohagpur, Gwálior, Un, Dhar and Mándu in Central India and to certain monuments in the Bhartpur State. In the earlier part of the year the Assistant Superintendent, in order to gain experience in conservation work, accompanied the Superintendent to Baroda, Dábhoi, Elephanta, Junnar, Bándra, Bâssein, Jogesvari, Bijápúr and Badámi. Independently he visited Surat in August and inspected the fort and the Dutch tombs. In January 1919 he visited the caves on the Barad or Baraut hill near Gholwad in the Thána district, where the sacred fire of the Iranian refugees was hidden for some time on account of religious persecution. In the same month he visited Bankápur.

Protected monuments

2. During the year 36 additional monuments were declared to be protected against 4 in the previous year. An agreement was entered into with the Mutawalli of Asar mahál for its protection.

Publications.

3. In addition to bringing out the Annual Progress Report of the Circle the Superintendent contributed articles on "Sanchi Inscription of Jivadaman" to the Journal of the Royal Asiatic Society of Great Britain and Ireland, "the Chronology of the later Imperial Guptas" to the Journal of the Bhandarkar Research Institute, "Notes on Indian Numismatics" to the Journal of the Bihar and Orissa Research Institute and "Numismatic Notes" to the Numismatic Supplement of the Journal and Proceedings of the Asiatic Society of Bengal. The Assistant Superintendent contributed articles on "On the Home of the so-called Andhra Kings" to the Journal of the Bhandarkar Research Institute, "Two grants of Karunadeva of Gujarát, Saka 996," to the Journal of the Bombay Branch of the Royal Asiatic Society and the "Two Grants of Dhruvasena I from Bhávnagar" and "Two grammatical inscriptions in the Bhojasala at Dhar" to Epigraphia Indica.

Expenditure

4. The total outlay on conservation works rose from Rs. 36,548 to Rs. 52,754, of which Rs. 33,474 were spent on special repairs. The cost of the upkeep of the Superintendent's office increased from Rs. 33,511 to Rs. 33,685.

CHAPTER IX.—MISCELLANEOUS.

I.—Ecclesiastical Jurisdiction.

For—

Ecclesiastical Jurisdiction (Decennial Review),

See—

General Administration Report for 1911-12, part II, pages 214–217.

1.—THE ESTABLISHED CHURCH OF ENGLAND.

1. The Right Reverend Edwin James Palmer, D.D., held the appointment of Bishop Establishment of Bombay up to 30th April and then went on privilege leave for three months, during which period the Venerable C. M. Barham, Archdeacon of Bombay, held charge of the Diocese. The number of chaplains was 29 including three temporary chaplains and three supplementary chaplains. The total clerical establishment decreased from 103 to 100.

2. During the year the Bishop visited Belgaum, Poona, Kirkee, Dhárwár, Panchgáni, Bishop's tour of Ahmedabad, Ahmednagar, Lusádia, Báulia, Bhiládia, Kurduwádi, Koregaon, Bhusával, visitation Lonávla, Násik and Sonai and the Venerable Barham visited Igatpuri, Poona, Deoláli, Kirkee, Kurduwádi and Dhond.

3. The number of confirmations fell from 1,039 to 658. There were two ordinations Confirmations and of priests and none of deacons. The consecration of the Bishop of Mombassa took place in Bombay. ordinations

2.—THE ESTABLISHED CHURCH OF SCOTLAND.

The chaplain on the regular establishment at Poona ministered also to Kirkee, while the chaplain at Karáchi attended both Manora and Hyderabad (Sind). One temporary chaplain ministered to the military hospitals in Bombay and afterwards at Quetta. For the rest of the year Quetta was served by a chaplain of the Colonial Committee of the Church of Scotland. An acting chaplain was maintained for Mhow by the Additional Clergy Society who also visited Mount Abu. Two chaplains out of the five on the establishment were on field service. There were acting chaplains at Aden, Deesa, Nasirabad and Belgaum.

2.—Stationery.

The year opened with a balance of stock valued at Rs. 2,29,879. Receipts amounted to Rs. 8,16,677, of which Rs. 2,50,702 represented the value of purchases made in India. Issues aggregated Rs. 7,49,502, the share of imperial departments being Rs. 3,72,675 and that of provincial and local departments being Rs. 2,78,216. The closing balance rose from Rs. 2,29,879 to Rs. 2,97,054.

3.—Printing.

1.—GOVERNMENT CENTRAL PRESS, BOMBAY.

The cost of production rose from Rs. 2,61,245 to Rs. 2,98,209. Expenditure, including depreciation and a book charge for rent, increased by Rs. 43,303 to Rs. 3,23,653. The total value of work done for Government officers and departments was Rs. 4,25,029.

2.—YERAVDA PRISON PRESS, POONA.

The cost of production rose from Rs. 65,047 to Rs. 71,140. Expenditure increased from Rs. 1,23,854 to Rs. 1,41,672. The total value of work done for Government officers and departments rose from Rs. 2,91,464 to Rs. 3,39,023.

3.—GOVERNMENT PRINTING PRESS, KARÁCHI.

The cost of production rose from Rs. 58,913 to Rs. 68,834. The total earnings rose from Rs. 1,22,753 to Rs. 1,97,654, and the expenditure from Rs. 70,266 to Rs. 79,612. The total value of work done for Government officers and departments rose from Rs. 85,654 to Rs. 1,45,310.

4.—GOVERNMENT BOOK DEPOT, POONA.

The total cash receipts rose from Rs. 11,524 to Rs. 12,890, and the amounts paid into treasuries from Rs. 4,944 to Rs. 5,279. The value of official publications supplied to agents was Rs. 10,517 against Rs. 9,306 in the preceding year. The commission allowed to them increased from Rs. 3,003 to Rs. 3,398.

5.—GOVERNMENT PHOTOZINCOGRAPHIC DEPARTMENT, POONA.

The work turned out by the department during the financial year ending 31st March 1919 consisted of 640,295 machine pulls costing Rs. 24,684 and 57,643 hand pulls costing Rs. 12,092.

4.—General Miscellaneous.

1.—THE WAR RELIEF FUNDS.

- General
1. Owing to the cessation of hostilities in October 1918 the necessity for further war relief funds ceased.
- The Bombay Presidency Branch of the Indian War Relief Fund
2. During the year fresh subscriptions amounting to Rs. 2,15,762 were received and Rs. 1,21,761 were credited as interest. Expenditure amounted to Rs. 12,33,999. The chief disbursements were Rs. 3,30,000 to the Bombay Women's Branch of the Joint War Committee of the St. John's and Red Cross Association; Rs. 3,00,000 as a grant towards embarking and disembarking of troops in Bombay and Karáchi during demobilization, Rs. 1,38,000 to the Young Men's Christian Association, Rs. 1,10,000 to the Bombay League of Mercy; Rs. 1,00,000 to the Willingdon Club for sick and wounded soldiers in Poona; Rs. 50,000 to the Queen Mary Technical School for disabled Indian soldiers, and Rs. 14,091 to King George's Fund for Sailors. The balance to the credit of the Fund on 31st December 1918 amounted to Rs. 19,20,652, of which Rs. 15 lakhs were promised to the Viceroy's Fund, leaving Rs. 4,00,000 for relief and other charges and for making grants and donations.
- The Women's Branch
3. On the signing of the armistice it was decided to close down the branch. But before doing so Christmas gifts were sent to British and Indian troops in Mesopotamia and Aden, to the patients and personnel in all hospitals in the Bombay Presidency and to all convalescent camps. Special Christmas dinners were provided as before to all hospitals and units in Bombay and Deoláli; a further contribution of 4,000 books was sent to the M'gil Library at Basra, 2,000 to Baghdad and smaller libraries to other units; and a large supply of books and papers was sent to the embarkation sheds in Bombay to be put on board transports. The Baghdad depôt was well stocked with comforts, and a large sum of money was given to the Central Recreation Committee. Funds were placed at the disposal of the Reception Committee to provide gifts and entertainment for the returning prisoners of war and troops departing from India, so that they may take with them some small souvenir of the women of Bombay. The work of the branch continued up to 14th December 1918, on which date Her Excellency the Lady Willingdon, the President, paid a farewell visit and formally closed the institution. Since the issue of the last report the subscriptions received amounted to Rs. 73,088-5-5, bringing the total receipts up to Rs. 14,56,688-11-2. After allotting funds for objects of relief as in previous years the balance in hand was Rs. 6,383-6-11. It has been decided to hand over this amount, after meeting all liabilities, to the Bombay Presidency Famine Relief Fund.

2.—INDIAN WAR LOAN.

During the year there was a Second Indian War Loan. The loan was for an unlimited amount and its terms differed in several important respects from those of the first loan. The earnest endeavours made in popularizing and advertising the first loan were continued in the case of this loan. Committees and sub-committees were again formed in Bombay and other parts of the Presidency, public meetings were held, advertisements were published in newspapers and various novel forms of publicity were inaugurated. Posters, pictorial and otherwise, were put up all over the city and pamphlets and leaflets were distributed in thousands. A special war loan film was prepared and exhibited in 12 cinema theatres. A tank was built by the G. I. P. Railway and a model battleship was made by the Royal Indian Marine authorities. These paraded the streets and bazaars. On the 4th of September 1918, the ladies of Bombay met in the Sir Cowasji Jehangir Hall to help the Empire by investing in the war loan and the results achieved on that day exceeded all expectations. The loan was divided into five sections, *viz.*—

- (1) 5½ per cent. War Bonds, 1921, free of income-tax, repayable at par.
- (2) Do. do. 1923 do. do.
- (3) Do. do. 1925 do. repayable at the rate of 103 per cent.
- (4) Do. do. 1928 do. do. at 105 per cent.
- (5) Post Office 5-Year Cash Certificates.

One innovation in the case of the loan was that the war bonds were issued at par and carried the right of being accepted at par at any time during their currency as the equivalent of cash for the purpose of subscription to any future long-term loan, irrespective of the rate of interest attached thereto. The number of applications received for the first four sections was 22,087, the subscriptions amounting to Rs. 14,62,16,800. This amount included 30 lakhs received from the Baroda State and about 30 lakhs received on behalf of other Provinces. The Government of India again granted to Government servants facilities for subscribing to the loan, by monthly deductions from their pay, similar to those which were granted in the previous year. The total subscription in the Bombay Presidency under the Government scheme amounted to Rs. 1,54,900. The Presidency Bank and other banking houses also co-operated by giving special facilities to approved borrowers wishing to invest in the loan, the amount thus advanced being Rs. 171 lakhs. Subscriptions amounting to Rs. 52,09,300 were also paid in England in British Treasury Bills on account of Bombay.

3.—RE-SETTLEMENT COMMITTEES FOR THE DEMOBILISED.

1. During the year Re-Settlement Committees were formed at Bombay and Karáchi ^{General} for the purpose of assisting European and Anglo-Indian officers and men in finding employment in civil life after demobilization. Demobilization in India has usually been allowed only to those who have received a definite guarantee of employment. On the prospective employer applying to the Committee for the release of a man, the Committee recommend, if satisfied, the release to the Central Employment and Labour Board at Delhi, who in turn obtain the release, either on probation or permanently, from the military authorities.

2. The Committee was formed in December 1918. Up to 27th October 1919, ^{Bombay.} 237 applications for probationary and 130 for permanent release were received. Of these 38 were permanently released, while orders for the probationary release of 108 and for the permanent release of 97 persons were issued. Orders for the release of 34, out of 47 pre-war employés, to rejoin their original employers were also issued.

3. The Sind Committee, which was organized in January 1919, had less work to ^{Karáchi.} perform. Up to 31st March 1919, 200 applications for release were received, of which 35 were sanctioned. Nine pre-war employés also were released. Some posts in the Excise, Police, Customs and Revenue Departments have been reserved for demobilized Europeans and Anglo-Indians.

4.—ARMISTICE CELEBRATIONS.

On the conclusion of an armistice a committee was appointed to collect subscriptions for celebrating the occasion. The subscriptions amounted to Rs. 74,513-14-0 to which was added the sum of Rs. 7,931 realized as gate money at the entertainment in the Oval. Out of the total sum of Rs. 82,444-14-0 thus realized Rs. 21,053 were spent on the entertainment in the Oval; Rs. 21,076 on a dinner to soldiers; Rs. 12,375 on a dinner to sailors; Rs. 3,000 on a dinner to the police; Rs. 500 on a dinner to Army nurses; Rs. 19,755 on sweets to school children, Rs. 1,322 on medals, and Rs. 1,704 for miscellaneous charges. Out of the balance of Rs. 1,660 in hand, Rs. 1,200 were paid to the "Entertainment Fund" for the officers and men of the "New Zealand" and the remainder was handed over to the Young Men's Christian Association.

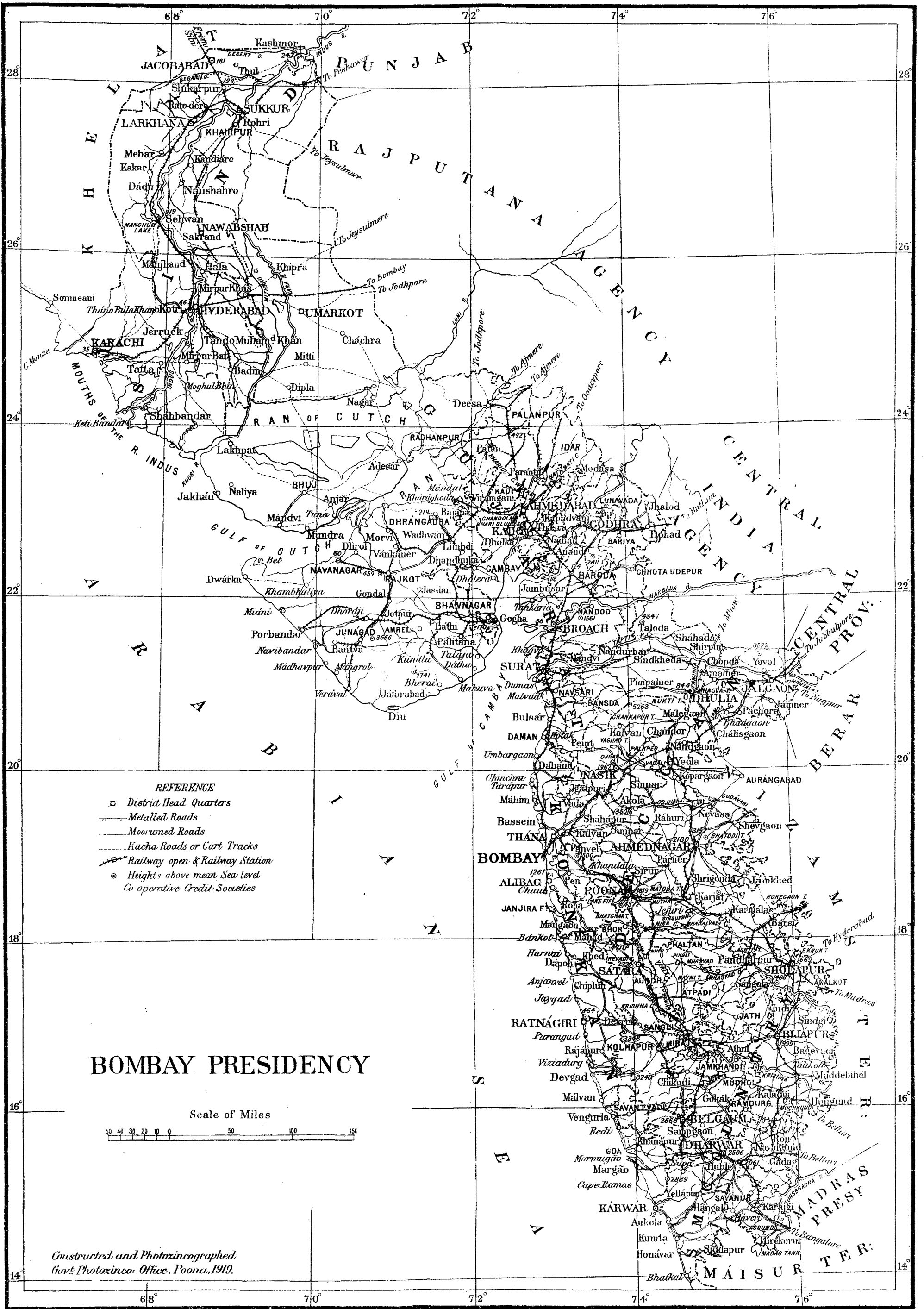
5.—BOMBAY SMOKE-NUISANCES COMMISSION.

The chief and assistant inspectors took 2,590 observations as against 5,879 in the previous year and visited 1,322 factories, etc., as against 2,485. The number of tests made was 269. The average emission of smoke of high density decreased from an amount represented by 1.203 minutes per hour to 1.144. During the year 245 reports, 12 intimations and 3 warnings were issued. Two stokers appeared for examination and were granted certificates as "tindal stokers." The Commission have simplified the stokers' examination by publishing "Hints to Firemen on the management of Boilers".

6.—SOCIETY FOR THE PREVENTION OF CRUELTY TO ANIMALS.

For details see the Annual Report of the Society for 1918.

The number of cases of cruelty to animals prosecuted by the agents of the Society was 5,831. Animals cruelly treated numbered 8,464, of which 1,006 were horses, 5,113 bullocks, 11 buffaloes and 1,889 fowls. In 5,559 cases the accused were fined, in one case the accused was sentenced to six weeks' rigorous imprisonment and in another to fourteen days, and in 248 cases the accused were warned and discharged. In 929 cases the animals cruelly treated were sent to the Bai Sakarbai Dinshaw Petit Hospital for treatment, while in 32 cases they were found to be suffering from incurable diseases and sent to the Pinjrapole. The whole of the fines levied in cruelty cases prosecuted by the Society's agents is granted to the Society after deducting certain charges. The amount received by the Society from Government in 1918 was Rs. 19,860. The total receipts, including the fines and subscriptions and donations (Rs. 452), amounted to Rs. 21,605 and the total expenditure to Rs. 23,531. The closing balance amounted to Rs. 16,359, of which Rs. 9,000 were invested.



Constructed and Photozincographed
Govt. Photozinc. Office, Poona, 1919.