

[Crown copyright reserved.]

STATISTICS
OF THE
MILITARY EFFORT OF THE
BRITISH EMPIRE
DURING THE GREAT WAR.

1914—1920.

THE WAR OFFICE,
March, 1922

LONDON:
PUBLISHED BY HIS MAJESTY'S STATIONERY OFFICE

To be purchased through any Bookseller or directly from
H.M. STATIONERY OFFICE at the following addresses:
IMPERIAL HOUSE, KINGSWAY, LONDON, W.C. 2, and 28, ABINGDON STREET, LONDON, S.W. 1,
37, PETER STREET, MANCHESTER; 1, ST. ANDREW'S CRESCENT, CARDIFF;
23, FORTH STREET, EDINBURGH,
or from EASON & SON, LTD., 40 & 41, LOWER SACKVILLE STREET, DUBLIN.

Price 10s. 6d. net.

CONTENTS.

Part I.	Distribution of Higher Formations (at various dates)
Part II.	Estimated Strength of the Forces Abroad and at Home, Return of Labour and Native Personnel serving Abroad, and Growth of the Individual Arms of Service
Part III.	Officers
Part IV.	Casualties
Part V.	Recruiting
Part VI.	Remounts
Part VII.	Munitions
Part VIII.	Royal Air Force
Part IX.	Embarkations and Shipments
Part X.	Army Contracts, Clothing and Salvage.. .. .
Part XI.	War Honours
Part XII.	War Expenditure, &c.
Part XIII.	War Office Military and Civil Staff and Correspondence.. .. .
Part XIV.	Separation Allowances, Awards of Pensions, and Soldiers' Effects
Part XV.	Reserves of Supplies
Part XVI.	Messing, Rations and Canteens
Part XVII.	Mechanical Transport Abroad and at Home
Part XVIII.	Military Railways, Inland Water Transport, &c.
Part XIX.	Quartering
Part XX.	Strength of the Belligerent Armies, Reserves, Guns, &c.
Part XXI.	Enemy Prisoners of War
Part XXII.	British Line in France
Part XXIII.	Discipline
Part XXIV.	Airship and Aeroplane Raids over Great Britain and Bombardment of the Coast, with resulting Casualties
Part XXV.	Notes on Schemes of Demobilization of the Army and Royal Air Force
Part XXVI.	List of Published Despatches on Military Operations during the Great War
Part XXVII.	Timber Supply for War Requirements
Part XXVIII.	Armistices
Part XXIX.	The Military Effort of the British Empire in the Great War
Part XXX.	War Trophies
Part XXXI.	Outline Diary of Main Events in the various Theatres of War.. .. .
Part XXXII.	Supply Services during the War

DETAILED TABLE OF CONTENTS.

	PAGE
PREFACE	11
PART I.—DISTRIBUTION OF HIGHER FORMATIONS AT VARIOUS DATES	12
(i.) France	12
(ii.) Germany	16
(iii.) Egypt, Palestine and Syria	17
(iv.) Salonica, Army of the Black Sea	21
(v.) Mesopotamia	22
(vi.) East Africa	23
(vii.) Italy	24
(viii.) Russia and Siberia	24
(ix.) Great Britain	25
(x.) Ireland	26
(xi.) Distribution of Divisions Abroad and at Home	27
(xii.) Summary of Divisions	28
PART II.—ESTIMATED STRENGTH OF THE FORCES ABROAD AND AT HOME, RETURN OF LABOUR AND NATIVE PERSONNEL SERVING ABROAD, AND GROWTH OF THE INDIVIDUAL ARMS OF SERVICE	29
Section 1.—Summary of the Estimated Strength of the Expeditionary Forces, the Troops at Home and in India, and the Garrisons of Defended Ports Abroad	29
(i.) (a) Estimated Strength during November, 1918, (b) Establishment and Strength of the British Army on 1st August, 1914	30
(ii.) Estimated Strength of the Forces Abroad and at Home, by months, since November, 1916	31
(iii.) Strength by Arms of the Expeditionary Forces, including Overseas Dominions Contingents and Natives	38
Summary of Strength, all Contingents, by Arms	58
Summary of Strength of all Contingents in all Theatres	60
Strength of Troops by Arms, Dardanelles	61
Section 2.—Estimated Strength of the Expeditionary Forces	62
(i.) Estimated Strength of the Expeditionary Forces up to November, 1918	62
(ii.) Estimated Strength of the Expeditionary Forces, by months, since December, 1914	<i>facing p.</i> 64
(iii.) Comparative Strength and Percentages of the different Arms and Branches of the Service in (a) France, (b) Italy (c) Mediterranean Force, (d) Salonica, (e) Egypt, (f) Mesopotamia	65
(iv.) Percentage of Strength by Arms (a) September, 1916, and June, 1918, (b) 11th November, 1918	76
Section 3.—Details of the Regimental Strength of the British Army (Regular Army and Territorial Force) at Home and Abroad.	77
(i.) Regimental strength of the British Army (Regular Army and Territorial Force), by months and by arms, since 1st November, 1917	77
(ii.) Increase and decrease of the Regular Army (N.C.Os. and men), by months, August, 1914, to 1st October, 1917	83
(iii.) Increase and decrease of the Regimental Strength of the British Army (Regular Army and Territorial Force), by months, since 1st October, 1917	85
(iv.) (a) Increase and decrease of the Regimental Strength of the British Army (Regular Army and Territorial Force), by Arms, 1st October, 1917, up to 1st October, 1918	87
(b) 1st October, 1918, to 1st November, 1919	88
(c) 1st October, 1919, to 1st April, 1920	89
(v.) Strength of the Army Reserve by Arms in Sections on 1st April, 1920	90
Section 4.—Details of the States of the Expeditionary Forces	91
(ia.) Feeding Strength, France and Flanders, 7th December, 1918	91
(ib.) France and Flanders, 3rd April, 1920	92
(ii.) Number of women employed with the British Expeditionary Force, France and Flanders, 3rd August, 1918	93
(iii.) Italy, 28th September, 1918	94

PART II.—ESTIMATED STRENGTH OF THE FORCES ABROAD AND AT HOME— <i>continued.</i>	PAGE
Section 4— <i>continued.</i>	
(iv.) Egypt (a) 30th November, 1918	95
(b) 13th March, 1920	97
(va.) Salonica, 30th November, 1918	98
(vb.) Black Sea Army, 3rd April, 1920	99
(vi.) East Africa, November, 1918	100
(vii.) Mesopotamia (a) November, 1918	102
(b) 27th March, 1920	105
(viii.) British Army of the Rhine on 30th August, 1919, (b) 17th April, 1920	106
(ix.) Strength of the Troops and animals in the Army of the Rhine, by weeks, from 3rd May, 1919	107
(x.) Strength of the Troops in France and Flanders, by weeks, from 3rd May, 1919	108
(xi.) Number of Divisions, &c., of the British Army in France and Italy	109
Section 5.—Details of the States of the Troops at Home	110
(i.) Total Summary of the estimated Strength of the Troops at Home, 12th April, 1920.	111
(ii.) Estimated Strength of the Troops at Home (by months) since September, 1916	112
(iii.) Estimated Strength, by arms, of the Regular Army and Territorial Force at Home (a) July, 1919, (b) 3rd November, 1919, and (c) 12th April, 1920	127
(iv.) Estimated Strength, by arms, and Contingents of the Overseas Contingents at Home, March, 1919	132
(va.) Strength and Classification of the Volunteer Force (by Commands), 1st September, 1919	134
(vb.) Volunteer Force—Return of Strength (by months) since February, 1917	136
(vi.) Estimated Strength, by arms of the Regular Army at Home (by months), October, 1914, to July, 1917	138
(vii.) Estimated Strength of the Territorial Force at Home (by months), September, 1914, to July, 1917	139
(viii.) Estimated Strength, by arms, of Regular Army and Territorial Force at Home (by months) since August, 1917	140
(ix.) Estimated Strength by Arms of the Overseas Contingents at Home (by months) since November, 1914	142
(x.) Estimated Strength by Contingents of the Overseas Contingents at Home (by months) since November, 1914	145
Section 6.—Strength of the Troops in India and Burma, 1st March, 1920	146
Section 7.—Strength of the Garrisons at British Defended Ports Abroad, 1st March, 1920	149
Section 8.—Strength of the Territorial Force serving Abroad (by months), December, 1914, up to October, 1917	153
Section 9.—Numbers of the Overseas Contingents sent as units and reinforcements, &c. (by months) since October, 1916, to November, 1918	155
Section 10.—Establishment and Strength of the British Army, August, 1914	156
Section 11.—Labour and native personnel serving abroad, November, 1918	160
(a.) Labour units employed on labour (white)	160
(b.) Labour units employed on labour (coloured)	160
(c.) Labour units employed on miscellaneous duties	161
(d.) Natives employed in substitution for British personnel in all theatres	161
Summary of position 23rd December, 1918	161
Section 12.—Growth of the Royal Artillery	162
Section 13.—Growth of the Royal Engineers	165
Section 14.—Growth of the Army Cyclist Corps	173
Section 15.—Formation and Growth of the Machine-Gun Corps	174
Section 16.—Formation and Growth of the Tank Corps	178
Section 17.—Growth of the Royal Army Service Corps	181
Section 18.—Growth of the Royal Army Medical Corps	185
Section 19.—Growth of the Royal Army Veterinary Service	187
Section 20.—Growth of the Royal Army Chaplains' Department	190
Section 21.—Growth of the Nursing Services	192
(a.) Q.A.I.M.N.S. and T.F.N.S.	192
(b.) Voluntary Aid Detachments	193
(c.) Deaths reported on Service	194
Section 22.—Growth of the Royal Army Ordnance Corps	195
Section 23.—Growth of the Royal Army Pay Department and Corps and the Army Audit Staff	198
Section 24.—Formation and Growth of the Army Printing and Stationery Services	200
Section 25.—Formation and Growth of Queen Mary's Army Auxiliary Corps	205

PART II.—ESTIMATED STRENGTH OF THE FORCES ABROAD AND AT HOME—*continued.*

Section 26.—Tables showing strength by months of the various arms of the Service during the war—

(a.) Household Cavalry	207
(b.) Cavalry and Yeomanry	208
(c.) Royal Horse Artillery (Regular and Territorial Force combined)	209
(d.) Royal Field Artillery (Regular and Territorial Force combined)	210
(e.) Royal Garrison Artillery (Regular and Territorial Force combined)	211
(f.) Royal Engineers (Regular and Territorial Force combined)	212
(g.) Foot Guards	213
(h.) Infantry of the Line (Regular and Territorial Force combined)	214
(i.) Cyclists Corps	215
(j.) Machine Gun Corps, Cavalry	216
(k.) Machine Gun Corps, Infantry	217
(l.) Machine Gun Corps, Motors	218
(m.) Tank Corps (formerly Machine Gun Corps (Heavy))	219
(n.) Labour Corps	220
(o.) Royal Army Service Corps (Regular and Territorial Force combined)	221
(p.) Royal Army Medical Corps (Regular and Territorial Force combined)	222
(q.) Royal Army Ordnance Corps	223
(r.) Royal Army Veterinary Corps	224
(s.) Royal Army Pay Corps	225
(t.) Non-Combatant Corps	226
(u.) Royal Flying Corps	227
(v.) Summary of foregoing tables from August, 1914	228

These tables refer to British officers and other ranks only.

PART III.—OFFICERS.. .. .	234
PART IV.—CASUALTIES	237
Section 1.—British Casualties	237
(i.) (a.) Total Casualties	237
(b.) Summary of Casualties	241
Summary of Deaths in various Theatres from 4th August, 1914, to 30th November, 1919.. .. .	243
Casualties reported from Archangel, Murmansk, Vladivostock, Black Sea <i>Caucasus</i> , &c., since the 11th November, 1918, up to 1st March, 1920	244
Summary of casualties in South Africa, October, 1899, up to May, 1902	244
(c.) Calculations concerning Casualty Wastage	245
(d.) Percentages of Battle Casualties	247
(ii.) Total Casualties by Arms in the Regular Army and Territorial Force to 14th March, 1920	249
(iii.) Approximate casualties, by months, in France since August, 1914	253
(iv.) Approximate casualties, by months, in Egypt since November, 1914.. .. .	272
(v.) Approximate casualties, by months, in the Dardanelles Campaign	284
(vi.) Approximate casualties, by months, at Salonica since October, 1915.. .. .	288
(vii.) Approximate casualties, by months, in E. Africa since September, 1914	292
(viii.) Approximate casualties, by months, in Mesopotamia since December, 1914	301
(ix.) Approximate casualties, by months, in Italy since June, 1917.. .. .	314
(x.) Approximate casualties in the Russian Expeditionary Forces since June, 1918	316
(xi.) Approximate casualties, by months, in minor theatres	318
(xii.) Approximate casualties, by months, in the rebellion in South Africa and the campaign in German South-West Africa	323
(xiii.) Approximate casualties during the period of the Somme I. Offensive	324
(xiv.) Approximate casualties during the periods of the Arras, Messines, third Battle of Ypres and Cambrai Offensives	325
(xv.) Approximate casualties during the period of the Somme II. and Lys Offensives	328
(xvi.) British Prisoners of War	329
(a.) Prisoners taken by the enemy	329
(b.) Number interned in neutral countries other than Switzerland	332
(xvii.) Position of British repatriated Prisoners of War, January, 1919	333
(xviii.) Comparison of British and Enemy Casualties in Battles of Arras, Messines and third Battle of Ypres. Number of prisoners and guns taken and extent of territory recaptured	334

PART IV.—CASUALTIES— <i>continued.</i>	PAGE.
Section 2.—Casualties to Hospital Ships, Transports and Store Ships resulting from Enemy Action.. .. .	335-
Section 3.—Naval Casualties	339
Section 4.—Hospital Reports	340
Section 5.—Registration of Graves to May, 1920	344
Return of Graves and Burials registered up to 1920	351
Section 6.—Allied and Enemy Casualties—France, Belgium, Italy, Portugal, Roumania, Serbia, Greece, Russia, United States of America, Bulgaria, Germany, Austria-Hungary and Turkey	352
Section 7.—British and German casualties on the Western Front	358
PART V.—RECRUITING	363
Section 1.—Population and Recruiting for the Army in the Empire	363
Section 2.—Enlistments, by months, since August, 1914, up to 11th November, 1918..	364
Section 2A.—Voluntary direct enlistments into the Territorial Force	365
Section 3.—Men in reserved occupations, &c., on 30th April, 1917, and 31st October, 1918	367
Section 4.—Supply of Men for the Army from January, 1917, up to November, 1918 ..	369
Section 5.—Forecasts of Recruiting, and Strengths of British Army in various Theatres	375
Table A.—United Kingdom and Great Britain	375
Table B.—Army of the Rhine	376
Table C.—France and Flanders	376
Table D.—Black Sea	377
Table E.—Egypt and Palestine	377
Table F.—Mesopotamia	377
Table G.—India	378-
Table H.—Necessity for Continuation of Recruiting. Forecast of Situation on 1st February, 1920	378
Table J.—Forecast of situation on 1st April, 1921	378
Section 6.—Recruiting Overseas	379
Section 7.—Recruiting subsequent to Armistice up to 1st April, 1920	385
(a.) Other ranks serving on normal engagements on 31st March, 1919..	389
(b.) Approximate total of Regular Army, showing recruits, re-enlistments and numbers serving from 4th January, 1919, to 15th May, 1920	390
Section 8.—Recruiting for Overseas Garrisons and Reserves at Home and summary of re-enlistments and acceptances up to 15th November, 1919	392
PART VI.—REMOUNTS	396
Section 1.—Peace, War and Interim Establishments	396
Section 2.—Demobilization	398
Section 3.—Losses at Sea	399
Section 4.—Distribution of Animals in all Theatres of Operations	400
(i.) Summary (a) 1917, (b) 1918, (c) 1919, (d) 1920	400
(iia.) Army of the Rhine	404
(iib.) France and Flanders	404
(iii.) Egypt	404
(iv.) Black Sea	404
PART VII.—MUNITIONS	405-
Section 1.—Stocks, issues and expenditure	405
(i.) Guns, &c., and Ammunition in France	405-
(ii.) Expenditure of Gun Ammunition in France	408
(iii.) Ammunition and Trench Howitzers sent to France, Salonica, Egypt, Mesopotamia, Russia, Italy and East Africa	421
(iv.) Ammunition and Guns in Egypt	423
(v.) Ammunition and Guns in Salonica	425-
(vi.) Ammunition and Guns in Mesopotamia.. .. .	426
(vii.) Ammunition and Guns, &c., in Italy	427
(viii.) Ammunition issued to Russia	429
(ix.) Ammunition sent to Russia	430
(x.) Ammunition and Guns in Russia	431
(xi.) Ammunition on the Lines of Communication in France	433
(xii.) Ammunition sent to France	434
(xiii.) Ammunition sent to Egypt Salonica, Mesopotamia and Russia	436
(xiv.) Ammunition sent to East Africa	439
(xv.) Ammunition sent to Italy	438
(xvi.) Trench Howitzer Ammunition sent to France, Egypt, Salonica, Mesopotamia, Russia and Italy	439
(xvii.) Number of Guns and Trench Howitzers in France	441
(xviii.) Number of Guns and Trench Howitzers in Egypt, Salonica, Mesopotamia, East Africa and Italy	444
(xix.) Production of Ammunition (by months) from March, 1916, up to October, 1918..	446
(xx.) Batteries, Heavy Guns and Howitzers in the possession of Units	450
(xxi.) Summary of Distribution of Guns and Howitzers in the Expeditionary Forces ..	451
(xxii.) Proposed Allotment of Heavy Guns and Howitzers.. .. .	452

PART VII.—MUNITIONS— <i>continued.</i>	PAGE
Section 1— <i>continued.</i>	
(xxiii.) Estimated and actual receipts and allocations of guns and howitzers	455
(xxiv.) Guns and ammunition held by or for Divisions at Home	461
(xxv.) Statement of Guns, Ammunition, &c., handed over, or in process of being handed over to Allied Countries—	
(a.) By Great Britain	464
(b.) By France	465
Section 2.—Development of Munitions Supply	466
(i.) Before the formation of the Ministry of Munitions	466
(ii.) Development of the output of munitions during the war	474
(a.) Output of Empty and Filled Shell	474
(b.) Production of High Explosive and Propellant	477
(c.) Trench Warfare Materiel	478
(d.) Output of Machine Guns, Rifles, and Small-arm Ammunition	479
(e.) Output of Tanks	479
Section 3.—Miscellaneous Notes on Munitions Supply and Expenditure	480
1. Approximate Cost of some preliminary Bombardments	480
2. British and French Gun Ammunition compared prior to Spring Offensive, 1918	480
3. Comparison of Gun Ammunition held at the time of Somme Offensive, 1916, and Offensive of 1918	481
4. Ammunition Expenditure in France from 8th August to 6th Sept., 1918	481
5. Expenditure of Smoke Shell in France 8th August to 6th Sept., 1918	481
6. Approximate Cost and Expenditure of Ammunition from noon 28th September, to noon 29th September, 1918	482
7. Comparative Statement of Gun Ammunition expended during certain periods of intensive fighting	482
8 (a.) Expenditure of Gun and Trench Mortar Ammunition in France, for the four weeks ending 17th November, 1918	483
(b.) For four weeks ending 10th November, 1918	484
9. Output of British Guns from 4th August, 1914, to 11th November, 1918	484
10. Tonnage of Gun and Trench Warfare Ammunition Shipped during War	484
11. Stores Shipped to France for British Expeditionary Force, 9th August, 1914, to 10th November, 1918	485
12. Approximate Expenditure of Ammunition in France during the War	485
13. Statement of Guns, Howitzers, Ammunition and Machine Guns issued to Allies during the War	486
14. Number of Guns and Howitzers with British Artillery in the Field, 1914—1918	487
15. Expenditure of Anti-Aircraft Ammunition in the United Kingdom, from 24th September, 1917, to 5th August, 1918	488
16. Number of Guns in possession of the British Armies in the Field, August, 1914, and November, 1918	489
17. Number of Field and Heavy Guns with units in the field on the Western Front on different dates	490
Section 4.—Guns lost and captured in France, Salonica, East and South-West Africa, Mesopotamia and Egypt	491
PART VIII.—ROYAL AIR FORCE	
Section 1.—Growth of the Royal Flying Corps	495
(a.) August, 1914, up to 31st May, 1915	495
(b.) 1st June, 1915, up to 30th September, 1916	497
(c.) 1st October, 1916, up to 28th February, 1917	498
(d.) 1st January, 1917, up to 31st December, 1917	499
Section 2.—(a.) Casualties from 12th June, 1915, up to 1st March, 1917	504
(b.) Fatal casualties from 11th November, 1918, up to April, 1920	504
(c.) Casualties, and hours flown per casualty, on Western Front, from July, 1916, up to July, 1918	505
Section 3.—Women Employed	505
Section 4.—Distribution of the Royal Air Force in Squadrons, Aeroplanes and Pilots	506
Section 5.—Numbers of machines employed on each front, by weeks, and casualties in France only, from 1st July, 1916, up to 30th November, 1918	507
Number of machines in Canada from 7th September, 1917, up to 30th November, 1918	508
Section 6.—Surrender of German Aeroplanes	508
Section 7.—Process of reduction of the Royal Air Force	509

	PAGE
PART IX.—EMBARKATIONS AND SHIPMENTS.	510
Section 1.—Embarkation of Personnel and Shipment of Animals from the United Kingdom	510
(i.) To the Expeditionary Force in France	510
(ii.) Through France, for onward conveyance	511
(iii.) Total embarkation of Personnel and Shipments of Animals from the United Kingdom	513
Section 2.—(i.) Numbers conveyed in Transports (long sea route)	514
(ii.) Numbers of Imperial Forces, Allied Forces, Individuals, Prisoners of War and Invalids, Disembarked at United Kingdom Ports; Numbers of Dominion Forces, &c., Embarked at French Ports for return Home; Numbers of Imperial Forces and Prisoners of War Embarked at United Kingdom Ports	515
Section 3.—Shipments of Vehicles, &c.	517
(i.) To the Expeditionary Force in France	517
(ii.) Through France, for onward conveyance	519
(iii.) Total Shipments of Vehicles	520
Section 4.—Shipments of Stores	521
(i.) From all Ports to the Expeditionary Force in France	521
(ii.) From the United Kingdom to France, for the Allied Forces	522
(iii.) From the United Kingdom through France, for onward conveyance and Total Shipments of Stores	524
(iv.) Statement of Returned Stores and Salvage from France to United Kingdom	525
PART X.—ARMY CONTRACTS, CLOTHING AND SALVAGE	526
Section 1.—Contracts, Raw Materials, Priority, Salvage and Clothing Stocks, &c.	526
Section 2.—Clothing	546
(i.) Clothing Stocks	546
(ii.) Clothing Contracts	548
Section 3.—A brief Record of the "Army Salvage Branch" now re-constituted as "The Surplus Stores and Salvage Branch"	549
PART XI.—WAR HONOURS	554
PART XII.—ARMY EXPENDITURE, VOTES OF CREDIT, NATIONAL DEBT, LOANS TO DOMINIONS AND ALLIES	561
(a.) Army Expenditure	561
(b.) Average Daily Expenditure	561
(c.) War Expenditure (Dominions)	561
(d.) Votes of Credit	562
(e.) National Debt	563
(f.) Loans to Dominions	563
(g.) Loans to Allies	563
PART XIII.—WAR OFFICE MILITARY AND CIVIL STAFF AND CORRESPONDENCE	564
PART XIV.—SEPARATION ALLOWANCES, AWARDS OF PENSIONS AND SOLDIERS' "EFFECTS"	569
(a.) Separation Allowances	569
Number of Dependants	572
(b.) Awards of Pensions	572
(c.) Wound Gratuities and Pensions	573
(d.) Summary of Pensions and Allowances to Officers, Soldiers and Sailors and their Dependants	577
(e.) Number of Persons drawing Allowances through the Post Office during Quarter ending 31st December, 1918	577
(f.) Soldiers' "Effects"	578
PART XV.—RESERVES OF SUPPLIES	580
PART XVI.—MESSING, RATIONS AND CANTEENS	580
Section 1.—Messing and Economies	584
Section 2.—Scales of Rations issuable to the Troops in France and at Home	584
(i.) France	585
(ii.) At Home	586
Section 3.—Comparison of Rations Supplied to Armies	587
Section 4.—Canteens	591
Section 5.—(1.) United Services Fund	592
(2.) United Services Trustee	593
PART XVII.—MECHANICAL TRANSPORT ABROAD AND AT HOME	593
(i.) France	593
(ii.) Monthly Census of Mechanical Transport Vehicles in all Theatres	595
(a.) November, 1918. (b.) November, 1919. (c.) April, 1920.	598
PART XVIII.—MILITARY RAILWAYS, INLAND WATER TRANSPORT, &c.	598
Section 1.—Railway and Inland Water Transport Personnel	598
(i.) (a.) Establishment and Strength all Theatres, 1st February, 1919	599
(b.) Strength, all Theatres, to 1st April, 1920	600
(ii.) Position in France, 1st April, 1920	600
(iii.) Establishment and Strength, &c., all Theatres (by months) since May, 1917, facing page	600
(iv.) Details of Requirements and Strength, Inland Water Transport, all Theatres (by months), since July, 1917	601

PART XXIII.—DISCIPLINE— <i>continued.</i>	PAGE
Section 2— <i>continued.</i>	
(x.) Analysis of Proceedings—	
(a.) General Courts-Martial, Officers, Abroad	660
(b.) General Courts-Martial, Soldiers, Abroad	661
(c.) General Courts-Martial, Civilians, Abroad	662
(d.) District Courts-Martial, Soldiers, Abroad	663
(e.) District Courts-Martial, Civilians, Abroad	664
(f.) Field General Courts-Martial, Officers, Abroad	665
(g.) Field General Courts-Martial, Soldiers, Abroad	666
(xi.) Summary of Analyses of Proceedings:—General, District and Field General Courts-Martial Abroad, Officers, Soldiers and Civilians	667
(xii.) Total Summary of Analyses of Proceedings of Courts-Martial at Home and Abroad, Officers, Soldiers and Civilians	669
(xiii.) Military Courts on Prisoners of War and Civilians	671
(xiv.) Analysis of Proceedings of Military Courts	672
Section 3.—Conscientious Objectors	673
PART XXIV.—AIRSHIP AND AEROPLANE RAIDS OVER GREAT BRITAIN AND BOMBARDMENTS OF THE COAST WITH RESULTING CASUALTIES	674
Section 1.—Airship Raids	674
Section 2.—Aeroplane Raids	676
Section 3.—Bombardments from the Sea by War Vessels	677
Section 4.—Results of Air Raids over Germany	678
PART XXV.—NOTES ON SCHEMES OF DEMOBILIZATION OF THE ARMY AND ROYAL AIR FORCE	679
Section 1.—Army	679
Section 2.—Statistical Statement of returns with regard to Demobilization up to 12th May, 1920, and actual numbers demobilized up to 26th May, 1920..	706
Section 3.—Royal Air Force, returns up to 1st May, 1920..	711
PART XXVI.—LIST OF PUBLISHED DESPATCHES ON MILITARY OPERATIONS	715
PART XXVII.—TIMBER SUPPLY FOR WAR REQUIREMENTS	717
PART XXVIII.—ARMISTICES, &c.—	
(i.) Terms of Armistice with Bulgaria, 29th September, 1918..	719
(ii.) Terms of Armistice with Turkey, 30th October, 1918	720
(iii.) Terms of Armistice with Austria-Hungary, 3rd November, 1918	722
(iv.) Conditions of Armistice concluded with Germany, and Annexe No. 1 and No. 2, 11th November, 1918	724
Convention Prolonging the Armistice with Germany, 13th December, 1918	729
Convention Prolonging the Armistice with Germany, 16th January, 1919	734
Agreement to Prolong the Armistice with Germany, 16th February, 1919	736
Protocol and Annexe to Protocol, 4th April, 1919	737
PART XXIX.—THE MILITARY EFFORT OF THE BRITISH EMPIRE IN THE GREAT WAR	739
Section 1.—British Empire's Military Contribution during the War	739
Section 2.—Canada's Military Contribution during the War	758
Section 3.—Australia's Naval and Military Contribution during the War	759
Section 4.—New Zealand's Military Contribution during the War.. .. .	771
Section 5.—South Africa's Military Contribution during the War.. .. .	772
Section 6.—Newfoundland's Naval and Military Contribution during the War	773
Section 7.—India's Military Contribution during the War	777
PART XXX.—WAR TROPHIES. DISTRIBUTION UP TO 15TH APRIL, 1920	780
PART XXXI.—OUTLINE DIARY OF MAIN EVENTS IN THE VARIOUS THEATRES OF WAR	781
PART XXXII.—SUPPLY SERVICES DURING THE WAR	
(i.) Quarters	833
(ii.) Supply	841
(iii.) Mechanical Transport	852
(iv.) Horse Transport	858
(v.) Remount Service	861
(vi.) Veterinary Services	863
(vii.) Equipment and Ordnance	867
(viii.) Inspection of Quartermaster-General's Services	873
(ix.) Canteens	875
Appendix I.—Ration Strength	877
Appendix II.—Motor Vehicles	877
Appendix III.—Animals	878
Appendix IV.—Animal Wastage (Horses and Mules)	879

PREFACE.

The machinery for the compilation of this Abstract of Military Statistics, which was issued monthly, owes its origin to Mr. Lloyd George when Secretary of State for War, and was not set up until October, 1916. Complete records are only available from that date, but in order that the military forces as constituted in 1914 might be compared with those existing after more than four years of warfare and with the Army 18 months after the Armistice, every effort has been made to include complete figures for the whole period. The gradual expansion and subsequent diminution of the forces can thus be studied in detail.

The co-ordination and presentation in a summarized form of the information distributed throughout the War Office regarding the military forces at home and abroad involved the collation and re-arrangement of a mass of material primarily produced by various branches in connection with their individual control of administration, and therefore not always in a shape which lent itself readily to reproduction in a series of statistical returns on a uniform scale. The information is presented, therefore, in the form which made the least exacting demands upon branches already hard pressed.

With the return to more normal conditions the continued publication of the Abstract became unnecessary, and a final edition was issued for the month of June, 1920. This edition was revised and amplified to contain everything of more than transient interest that had appeared in previous issues, and has now been prepared for publication with the addition of such supplementary information as has since become available. The tables have been dated as far as possible, and differences of date will often account for apparent discrepancies in the figures or for the allusions made to past or future events in terms which are now inappropriate. The information regarding the Overseas Forces has been authenticated after reference to the Dominions, Crown Colonies and Protectorates concerned.

It is hoped that the general publication of the statistics and information contained in this volume will prove of interest and value as a work of historical reference concerning the military effort of the Empire during the Great War and the demobilization of the Army.



THE WAR OFFICE,
March, 1922.

PART I.

DISTRIBUTION OF HIGHER FORMATIONS AT VARIOUS DATES.

(i.) FRANCE.

(a.) August, 1914.

The British Expeditionary Force on the Western Front, under the command of Field-Marshal Sir John French, consisted of the following higher formations :—

Three Army Corps or 6 Divisions and 2 Cavalry Divisions.

I Army Corps (Lieut.-General Sir Douglas Haig).

1st Division (Major-General S. H. Lomax).
2nd Division (Major-General C. C. Monro).

II Army Corps (General Sir H. L. Smith-Dorrien).

3rd Division (Major-General H. I. W. Hamilton).
5th Division (Major-General Sir C. Fergusson).

III Army Corps (Major-General W. P. Pulteney).

4th Division (Major-General T. D'O. Snow).
6th Division (Major-General J. L. Keir).

1st Cavalry Division (Major-General E. H. H. Allenby).

2nd Cavalry Division (Colonel (temp. Major-General) H. de la P. Gough).

(i.) FRANCE.**(b.) November, 1918.**

The British Armies on the Western Front, under the command of Field-Marshal Sir Douglas Haig consisted of the following higher formations :—

Five Armies or 18 Army Corps and 1 Cavalry Corps, or 61 Divisions and 3 Cavalry Divisions; 1 Headquarters and 7 Brigades, Royal Air Force; 1 Headquarters, Royal Air Force (Independent); 1 Headquarters and 6 Brigades, Tank Corps; and in addition 1 Portuguese Army Corps, or 2 Divisions.

FIRST ARMY (GENERAL SIR H. S. HORNE).

VII Army Corps (Major-General Sir R. D. Whigham*).

VIII Army Corps (Lieut.-General Sir A. Hunter-Weston).

8th Division (Major-General W. C. G. Heneker).
12th (Eastern) Division (Major-General H. W. Higginson).
49th (West Riding) Division (Major-General N. J. G. Cameron).
52nd (Lowland) Division (Major-General F. J. Marshall).

XXII Army Corps (Lieut.-General Sir A. J. Godley).

4th Division (Major-General C. H. T. Lucas).
11th (Northern) Division (Major-General H. R. Davies).
51st (Highland) Division (Major-General G. T. C. Carter-Campbell).
56th (London) Division (Major-General Sir C. P. A. Hull).
63rd (Royal Naval) Division (Major-General C. A. Blacklock).

Canadian Army Corps (Lieut.-General Sir A. W. Currie).

1st Canadian Division (Major-General A. C. Macdonell).
2nd Canadian Division (Major-General Sir H. E. Burstall).
3rd Canadian Division (Major-General F. O. Loomis).
4th Canadian Division (Major-General Sir D. Watson).

SECOND ARMY (GENERAL SIR H. C. O. PLUMER).

II Army Corps (Lieut.-General Sir C. W. Jacob).

9th (Scottish) Division (Major-General H. H. Tudor).
34th Division (Major-General Sir C. L. Nicholson).

X Army Corps (Lieut.-General R. B. Stephens).

29th Division (Major-General D. E. Cayley).
30th Division (Major-General W. de L. Williams).

XV Army Corps (Lieut.-General Sir H. de B. De Lisle).

14th (Light) Division (Major-General P. C. B. Skinner).
36th (Ulster) Division (Major-General C. Coffin, V.C.).
40th Division (Major-General Sir W. E. Peyton).

XIX Army Corps (Lieut.-General Sir H. E. Watts).

31st Division (Major-General J. Campbell).
35th Division (Major-General A. H. Marindin).
41st Division (Major-General Sir S. T. B. Lawford).

* G.O.C. until June, 1918. After that date the Corps was in Reserve.

THIRD ARMY (GENERAL HON. SIR J. H. G. BYNG).

IV Army Corps (Lieut.-General Sir G. M. Harper).

- 5th Division (Major-General J. Ponsonby).
- 37th Division (Major-General H. B. Williams).
- 42nd (East Lancashire) Division (Major-General A. Solly-Flood).
- New Zealand Division (Major-General Sir A. H. Russell).

V Army Corps (Lieut.-General C. D. Shute).

- 17th (Northern) Division (Major-General P. R. Robertson).
- 21st Division (Major-General D. G. M. Campbell).
- 33rd Division (Major-General Sir R. J. Pinney).
- 38th (Welsh) Division (Major-General T. A. Cubitt).

VI Army Corps (Lieut.-General Sir J. A. L. Haldane).

- Guards Division (Major-General T. G. Matheson).
- 2nd Division (Major-General C. E. Pereira).
- 3rd Division (Major-General C. J. Deverell).
- 62nd (West Riding) Division (Major-General Sir R. D. Whigham).

XVII Army Corps (Lieut.-General Sir C. Fergusson, Bt.).

- 19th (Western) Division (Major-General G. D. Jeffreys).
- 20th (Light) Division (Major-General G. G. S. Carey).
- 24th Division (Major-General A. C. Daly).
- 61st (South Midland) Division (Major-General F. J. Duncan).

FOURTH ARMY (GENERAL SIR H. S. RAWLINSON, Bt.).

IX Army Corps (Lieut.-General Sir W. P. Braithwaite).

- 1st Division (Major-General E. P. Strickland).
- 6th Division (Major-General T. O. Marden).
- 32nd Division (Major-General T. S. Lambert).
- 46th (North Midland) Division (Major-General G. F. Boyd).

XIII Army Corps (Lieut.-General Sir T. L. N. Morland).

- 18th (Eastern) Division (Major-General R. P. Lee).
- 25th Division (Major-General J. R. E. Charles).
- 50th (Northumbrian) Division (Major-General H. C. Jackson).
- 66th Division (Major-General H. K. Bethell).

Australian Army Corps (Lieut.-General Sir J. Monash).

- 1st Australian Division (Major-General T. W. Glasgow).
- 2nd Australian Division (Major-General C. Rosenthal).
- 3rd Australian Division (Major-General J. Gellibrand).
- 4th Australian Division (Major-General E. G. Sinclair MacLagan).
- 5th Australian Division (Major-General Sir J. J. Talbot-Hobbs).

FIFTH ARMY (GENERAL SIR W. R. BIRDWOOD).

I Army Corps (Lieut.-General Sir A. Holland).

15th (Scottish) Division (Major-General H. L. Reed, V.C.).

16th (Irish) Division (Major-General A. B. Ritchie).

58th (London) Division (Major-General F. W. Ramsay).

III Army Corps (Lieut.-General Sir R. H. K. Butler).

55th (West Lancashire) Division (Major-General Sir H. S. Jeudwine).

74th (Yeomanry) Division (Major-General E. S. Girdwood).

XI Army Corps (Lieut.-General Sir R. C. B. Haking).

47th (London) Division (Major-General Sir G. F. Gorringe).

57th Division (Major-General R. W. R. Barnes).

59th Division (Major-General N. M. Smith, V.C.).

Portuguese Corps (General Garcia Rosado).

1st Portuguese Division (Colonel Bernado de Faria e Silva).

2nd Portuguese Division (Colonel A. B. Ferreira) (*Lines of Communication*).

UNATTACHED TO ANY ARMY.

Cavalry Corps (Lieut.-General Sir T. C. McM. Kavanagh).

1st (Cavalry) Division (Major-General R. L. Mullens).

2nd (Cavalry) Division (Major-General T. T. Pitman).

3rd (Cavalry) Division (Major-General A. E. W. Harman).

LINES OF COMMUNICATION.

39th Division (Major-General N. Malcolm).

ROYAL AIR FORCE (Major-General J. M. Salmond).

Headquarters and 7 Brigades.

ROYAL AIR FORCE (INDEPENDENT) (Major-General Sir H. M. Trenchard).

TANK CORPS (Brigadier-General H. J. Elles).

Headquarters and 6 Brigades.

(ii.) GERMANY.

(a.) June, 1919.

The British Army of the Rhine, under the command of General Sir W. R. Robertson, consisted of five Army Corps or 10 Divisions, and one Cavalry Division; there were in addition, Headquarters of the Royal Air Force and Tank Group.

- II Army Corps (Lieut.-General Sir C. W. Jacob).
 - Lowland Division (Major-General Sir R. H. K. Butler).
 - Southern Division (Major-General W. C. G. Heneker).
- IV Army Corps (Lieut.-General Sir A. J. Godley).
 - Highland Division (Major-General Sir D. G. M. Campbell).
 - Light Division (Major-General Sir R. D. Whigham).
- VI Army Corps (Lieut.-General Sir J. A. L. Haldane).
 - London Division (Major-General Sir S. T. B. Lawford).
 - Northern Division (Major-General C. J. Deverell).
- IX Army Corps (Lieut.-General Sir W. P. Braithwaite).
 - Midland Division (Major-General Sir C. P. A. Hull).
 - Western Division (Major-General E. P. Strickland).
- X Army Corps (Lieut.-General Sir T. L. N. Morland).
 - Eastern Division (Major-General Sir C. L. Nicholson).
 - Lancashire Division (Major-General Sir H. S. Jeudwine).
- Cavalry Division (Major-General Sir W. E. Peyton).

The Artillery units consist of 1 Royal Horse Artillery Brigade, 20 Royal Field Artillery Brigades, 20 Royal Garrison Artillery Brigades, 20 Heavy Batteries, 72 Siege Batteries and 5 Anti-Aircraft Batteries. There are 3 Cavalry Machine-Gun Squadrons and 15 Machine-Gun Battalions.

Headquarters, Royal Air Force (Major-General J. F. A. Higgins). 2 brigades.
 Headquarters, Tank Group (Brigadier-General E. B. Hankey). 2 brigades.
 Lieut.-General Sir C. Fergusson is Military Governor of the occupied territory with Headquarters at Cologne.

(b.) April, 1920.

(a.) The Rhine Garrison comprised :—

- | | |
|-----------------------------------|------------------------------|
| 7 Battalions. | 1—60-pr. Battery. |
| 1 Machine-Gun Company. | Ancillary Services. |
| 1 Cavalry Regiment. | 1 Squadron, Royal Air Force. |
| 1 Brigade, Royal Field Artillery. | 1 Company, Tanks. |

This Force forms the permanent garrison of the British Sector on the Rhine and is under the command of Lieut.-General Sir T. L. N. Morland.

(b.) The British Forces for the Plebiscite Areas in Germany comprised :—

- 2 battalions stationed at Danzig and Allenstein under command of Lieut.-General Sir R. C. B. Haking.
- 1 battalion in Schlesvig.

(iii.) EGYPT, PALESTINE AND SYRIA.**(a.) November, 1918.**

The forces in Egypt, Palestine and Syria, under the command of General Sir E. H. H. Allenby, consisted of:—

7 Divisions, 1 Mounted Corps (of 4 Mounted Divisions), General Headquarters Troops, Lines of Communication Troops, and "Force in Egypt" (comprising "Force Troops" and "Alexandria District").

XX Army Corps (Lieut.-General Sir P. W. Chetwode).
3rd (Lahore) Division (Major-General A. R. Hoskins).
10th Division (Major-General J. R. Longley). (To move to Egypt.)

XXI Army Corps (Lieut.-General Sir E. S. Bulfin).
7th (Meerut) Division (Major-General V. B. Fane).
54th Division (Major-General S. W. Hare). (About to move to Egypt)
French Contingent (General Hamelin).

"Desert Mounted Corps" (Lieut.-General Sir H. G. Chauvel).
4th Cavalry Division (Major-General G. de S. Barrow).
5th Cavalry Division (Major-General H. J. M. Macandrew).
Australian Mounted Division (Major-General H. W. Hodgson).
20th (Indian) Infantry Brigade (*less* 2 battalions with Palestine Lines of Communication).

General Headquarters Troops—

53rd Division (Major-General S. F. Mott) ... } Concentrated at Alexandria.
60th Division (Major-General J. S. M. Shea) }

Palestine Brigade, Royal Air Force. (Mainly about to be transferred to Salonica, &c.).

Light Armoured Car Brigade (attached Desert Mounted Corps).

Cyprus Detachment.

Khartoum Garrison.

Miscellaneous Units—

Italian Contingent (Palestine Lines of Communication).

British Detachment in Hejaz.

Palestine Lines of Communication—

Australian and New Zealand Mounted Division (Major-General E. W. C. Chaytor).

75th Division (Major-General P. S. Palin).

(iii.) PALESTINE AND EGYPT.

(b.) April, 1920

(after evacuation of Syria).

The forces in Egypt under the command of Lieut.-General Sir W. N. Congreve, V.C., were distributed as follows :—

General Headquarters—CAIRO.

I.—PALESTINE AND SINAI.

4th Cavalry Division—

Commander : Major-General Sir H. W. Hodgson.

3rd (Lahore) Division—

Commander : Major-General Sir J. S. M. Shea.

Haifa	7th Infantry Brigade Headquarters. 2/91st Punjabis. No. 2 Light Armoured Car Battery. No. 2 Light Car Patrol.
Acre	2nd Bn. Somerset Light Infantry (<i>less</i> 1 company, Haifa).
Roshpina	2/27th Punjabis (<i>less</i> 1 company, Benat Yakub).
Nazereth	30th Punjabis (<i>less</i> 1 company, Jisr Metamie, and detachments, Afule and Jisr Saghir). 10th Indian Mountain Artillery Brigade (<i>less</i> 1 battery, Jerusalem).
Tiberias	2nd Lancers (<i>less</i> 1 squadron, Reine).
Semakh	38th Central Indian Horse (<i>less</i> 2 troops, Ghoraniyeh). No. 7 Light Car Patrol.
Jenin	10th Cavalry Brigade Headquarters. No. 1 Light Armoured Car Battery.
Ramleh—Ludd	3rd (Lahore) Divisional Headquarters (Divisional Artillery Surafend) (<i>less</i> 11th Brigade, Royal Field Artillery, Rafa). 38th Bn. Royal Fusiliers (1st Judeans).
Bir Salem Area	2/32nd Pioneers (<i>less</i> 2 companies, Et Tabgha, 1 company, Jericho). No. 14 Squadron, Royal Air Force. No. 3 Light Car Patrol.
Surafend	9 Infantry Brigade Headquarters. 1st Bn. West Riding Regiment. 53rd Sikhs (F.F.). 2/10th Jats. 1/76th Punjabis.
Sarona	4th Cavalry Division Headquarters. 11th Cavalry Brigade Headquarters. 2nd Dragoon Guards. 16th (The Queen's) Lancers. 36th Jacob's Horse. 12th Cavalry Brigade Headquarters. 6th Cavalry } (<i>less</i> 1 squadron, Jerusalem and 19th Lancers } Beersheba). 29th Lancers } 2/107th Pioneers (<i>less</i> 1 company, Jenin).

I.—PALESTINE AND SINAI—*continued.*

Jerusalem	8th Infantry Brigade Headquarters. 1st Bn. Yorkshire Regiment. 51st Sikhs. No. 9 Light Car Patrol.
Ghorraniyeh	1/66th Punjabis (<i>less</i> 1 company, Nablus, and 1 company, Jisr Damie).
Beersheba	2/124th Baluchis (<i>less</i> 1 company, Rafa). No. 4 Light Car Patrol.

II.—EGYPT.

10th Division—

Commander: Major-General Sir G. F. Gorringe.

Cairo Brigade—

Commander: Brigadier-General E. M. Morris.

10th Divisional Area—

Helmieh	10th Divisional Headquarters. 22nd Bn. Manchester Regiment. No. 3 Light Armoured Car Battery (<i>less</i> 1 car Kasr el Nil, 1 car Alexandria and 1 car Zagazig). No. 5 Light Car Patrol.
Abbassia	11th Hussars. 1st Brigade, Royal Horse Artillery (<i>less</i> "B" Battery, Palestine). 1 Battery, 11th Brigade, Royal Field Artillery.
Zeitoun	31st Infantry Brigade Headquarters.
Heliopolis	123rd Outram's Rifles. No. 70 Squadron, Royal Air Force.
Kom-Abu-Radi	2/97th Deccan Infantry (<i>less</i> 1 company, Fayoum). 1 company at Heliopolis (<i>less</i> detachments at Benha and Abu Zabal).
Beni Suef	30th Infantry Brigade Headquarters. 2nd Guides (<i>less</i> 1 company, Minia). No. 15 Light Car Patrol. No. 3 Armoured Train.
Assiut	72nd Punjabis (<i>less</i> 1 company, Luxor, and 1 company, Assuan).
Quesna	1/50th Kumaons.
Tanta	1st Bn. Highland Light Infantry. 2/4th Bn. Oxfordshire and Buckinghamshire Light Infantry. No. 11 Light Car Patrol. $\frac{1}{2}$ No. 2 Armoured Train.
Alexandria	29th Infantry Brigade Headquarters. 9th Hodson's Horse. 2nd Bn. Nottinghamshire and Derbyshire Regiment. 2/13th Bn. London Regiment. 1st Guides (<i>less</i> 1 company, Cyprus). 46th Punjabis. No. 10 Light Car Patrol. Detachment, No. 202 Seaplane Squadron. 15th Battery, 10th Mountain Artillery Brigade.

**Formations.
Egypt.**

20

II.—EGYPT—*continued.*

Aboukir	No. 56 Squadron, Royal Air Force.
Damanhour	2/56th Punjabi Rifles.
Port Said	25th Bn. King's Liverpool Regiment (<i>less</i> 2 companies, Kantara). 1/17th Infantry. Detachment, No. 202 Seaplane Squadron.
Zagazig	$\frac{1}{2}$ No. 2 Armoured Train.
Belbeis	38th Dogras. No. 14 Light Car Patrol.
Tel-el-Kebir	20th Hussars. 18th Lancers.
Ismailia	234th Infantry Brigade Headquarters. 92nd Punjabis (<i>less</i> $\frac{1}{2}$ company, Abu Sufir). Palestine Brigade Headquarters, and No. 208 Squadron, Royal Air Force.
Kantara	Kantara Area Headquarters. 1/101st Grenadiers (<i>less</i> 2 companies, Somaliland, and detachment, Zagazig). No. 216 Squadron, Royal Air Force (<i>less</i> detachment, Abu Sufir).
Suez	13th Cavalry Brigade Headquarters. 17th Bn. Royal Sussex Regiment. 7th Bn. Egyptian Army. 74th Punjabis (<i>less</i> 1 company, Tel el Kebir).
Cairo Brigade—				
Cairo	Cairo Brigade Headquarters.
Kasr-el-Nil	2nd Bn. North Staffordshire Regiment.
Citadel	2nd Bn. Munster Fusiliers.
Abbassia	2nd Bn. Middlesex Regiment (<i>less</i> detachments, Helwan and Nasrieh).
Helwan	No. 47 Squadron, Royal Air Force.
Nasrieh	No. 12 Light Car Patrol.
Abbassia	No. 13 Light Car Patrol.
<i>Sollum Section—</i>				
Sollum	3rd Bn. Egyptian Army. Nos. 6 and 8 Light Car Patrol.

(iv.) SALONICA.**(a.) November, 1918.**

The forces in Salonica, under the command of General Sir G. F. Milne, consisted of 2 Corps, or 4 Divisions.

XII Army Corps (Lieut.-General Sir H. F. M. Wilson).
22nd Division (Major-General J. Duncan).
26th Division (Major-General A. W. Gay).

XVI Army Corps (Lieut.-General Sir C. J. Briggs).
27th Division (Major-General G. T. Forestier-Walker).
28th Division (Major-General H. L. Croker).

ARMY OF THE BLACK SEA.**(b.) April, 1920.**

The Army of the Black Sea, under the command of General Sir G. F. Milne, consisted of 1 Division and Army Troops.

The force was concentrated in the neighbourhood of the Dardanelles and the Bosphorus with detachments at Salonica, Batoum and on the Anatolian Railway as far as Ismid.

The Headquarters were at Constantinople.

There was up to 25th March, 1920, a British Military Mission under the command of Major-General H. C. Holman, with Headquarters at Novorossisk: the strength on 21st February, 1920, was 290 officers, 1,116 other ranks; Royal Air Force, 66 officers, 253 other ranks.

When this Mission was dissolved a small portion was left temporarily in the Crimea to advise General Wrangel, the successor of General Denikin.

This portion is directly under the orders of General Sir G. F. Milne.

(v.) MESOPOTAMIA.

(a.) November, 1918.

The troops in Mesopotamia, under the command of Lieut.-General Sir W. R. Marshall, consisted of the following higher formations:—

Royal Air Force (Lieut.-Colonel R. A. Bradley).

On the Tigris Front—

Cavalry Inspector and Adviser (Major-General L. C. Jones).
6th (Indian) Cavalry Brigade (Brigadier-General P. Holland-Prior).
7th (Indian) Cavalry Brigade (Brigadier-General C. E. G. Norton).
3rd (Indian) Cavalry Brigade (Brigadier-General R. E. Cassels).

I. Indian Army Corps (Lieut.-General Sir A. S. Cobbe).
17th (Indian) Division (Major-General G. A. J. Leslie).
18th (Indian) Division (Major-General H. D. Fanshawe).

III. Indian Army Corps (Lieut.-General Sir R. G. Egerton).
13th (Western) Division (Major-General Sir W. de S. Cayley).
14th (Indian) Division (Major-General T. Fraser).

15th (Indian) Division (Major-General Sir H. T. Brooking).

North Persia Force (Major-General W. M. Thomson).
Troops on the Karun Front (Brigadier-General L. N. Younghusband).
Inspector-General of Lines of Communication (Major-General Sir G. F. MacMunn).
Base Headquarters (Lines of Communication), Basra (Brigadier-General d'A. C. Brownlow).
Tigris Lines of Communication Defences (Brigadier-General H. H. Austin).
Euphrates Lines of Communication Defences (Brigadier-General F. R. E. Lock).

(b.) April, 1920.

The troops in Mesopotamia, under the command of Lieut.-General Sir J. A. L. Haldane, consisted of the following higher formations:—

Royal Air Force: 31st Wing Headquarters.

7th (Indian) Cavalry Brigade.
17th (Indian) Division.
18th (Indian) Division.

Lines of Communication troops, five battalions and four Cavalry regiments, as Army troops.
North Persia Force, 36th Indian (Mixed) Brigade with Lines of Communication troops (4 battalions).

(vi.) EAST AFRICA.**(a.) November, 1918.**

General Headquarters, East African Force, Dar-es-Salaam.

Western Force ... Norforce.
 Eastern Force ... Edforce, Cenforce, 2nd King's African Rifles Column.
 Special Corps ...
 Garrison troops ...
 King's African Rifles ...

WESTERN FORCE: NORFORCE.—BRIGADIER-GENERAL HAWTHORN.

Fighting troops—

1/1st, 2/1st, 3/1st King's African Rifles.
 1/4th, 2/4th King's African Rifles.
 Northern Rhodesian Police Battalion.
 Rhodesian Native Regiment (under orders to be disbanded).

Training Battalion—

4/1st King's African Rifles—

Administrative and technical units—

South African Engineers.
 South African Motor Cyclist Corps (now used as despatch riders).
 Post and Telegraph Departments.
 South African Medical Corps.
 Rhodesian Medical Corps.
 Mechanical Transport Corps.
 South African Supply and Transport Corps.

EASTERN FORCE.

Edforce ... Brigadier-General Edwards.
 Cenforce ... Colonel Fitzgerald.
 2nd King's African Rifles Column ... Colonel Giffard.
 General Reserve ...

NOTE.—Owing to moves and transfers in progress, troops and technical units, &c., are not shown under their respective formations.

Fighting troops—

1/2nd, 2/2nd, 3/2nd King's African Rifles.
 1/3rd, 2/3rd King's African Rifles.
 3/4th, 4/4th King's African Rifles.
 King's African Rifles, Mounted Infantry Company.
 Howitzer Section, 22nd Derajat Mountain Battery.

BRITISH EAST AFRICA AND NORTHERN FRONTIER.

1/5th and 1/6th King's African Rifles.

Intelligence Department Corps of Scouts.

(b.) July, 1919.

The troops in East Africa, under the command of Brigadier-General Llewellyn, Commandant, King's African Rifles, consisted of the following :—

British East Africa and Jubaland.	3rd King's African Rifles. 5th King's African Rifles. Half 2nd/3rd King's African Rifles. Mounted Infantry Company	} Temporarily retained for possible operations on Abyssinian border.
Uganda ...	4th King's African Rifles.	
Nyasaland ...	2 Companies, 1st King's African Rifles.	
German East Africa ...	4 Companies, 1st King's African Rifles. 2nd King's African Rifles. 6th King's African Rifles.	
Zanzibar ...	Detachment from East Africa.	

(vii.) ITALY.

November, 1918.

There were in Italy three British Divisions, 7th, 23rd and 48th. The 7th and 23rd Divisions formed the XIVth Corps, the 48th Division was placed under the command of the XIIth Italian Corps commander. General Lord Cavan was Commander-in-Chief of an Army, consisting of one Italian Corps and the British XIVth Corps. The following were the commanders of the British higher formations :—

7th Division (Major-General T. H. Shoubridge).
23rd Division (Major-General Sir J. M. Babington).
48th (South Midland) Division (Major-General Sir H. B. Walker).

The bulk of the British troops were withdrawn by the end of January, 1920.

(viii.) RUSSIA AND SIBERIA.

1. In September, 1919, there were in North Russia the following troops commanded by General Lord Rawlinson :—

(a.) *At Archangel.*—(Commander, Major-General W. E. Ironside)—

British troops	11,000
Russian troops	19,000
							30,000
Total	30,000

In August a successful offensive was carried out on the River Dwina in which over 2,500 prisoners and 16 guns were captured from the Bolsheviks. As a result it was possible to withdraw the British troops and hand over the front to the Russians. The evacuation of the British troops was carried out practically without loss and completed by 27th September, 1919.

(b.) *At Murmansk.*—(Commander, Major-General C. C. M. Maynard)—

British troops	5,000
Allied troops (French and Serbian)	1,400
Russian troops	7,000
							13,400
Total	13,400

After the evacuation of Archangel had been completed, the British and Allied troops were withdrawn, and the Murmansk front handed over to the Russians. The evacuation was completed by 12th October, 1919.

2. The British Military Mission in Siberia under Brig.-General J. M. Blair was withdrawn during April, 1920.

(ix.) GREAT BRITAIN.**(April, 1920.)**

The higher formations of the Regular troops in Great Britain were distributed as follows :—

HOME SERVICE COMMANDS.

- (1.) **NORTHERN (LIEUT.-GENERAL SIR F. I. MAXSE).**
 10th Brigade of 4th Division (Brig.-General W. J. Dugan). (Battalions at Lichfield, Sheffield, York.)
 No. 1 Area (Major-General Sir P. S. Wilkinson); also commands Northumbrian Division, Territorial Force.
 No. 2 Area (Major-General H. R. Davies); also commands West Riding Division, Territorial Force.
 No. 3 Area (Major-General Sir A. R. Hoskins); also commands North Midland Division, Territorial Force.
- (2.) **LONDON DISTRICT (MAJOR-GENERAL G. D. JEFFREYS).**
 1st Guards Brigade (Brig.-General the Hon. W. P. Hore-Ruthen).
 2nd Guards Brigade (Brig.-General J. McC. Steele).
 1st London Division, Territorial Force (Major-General C. E. Pereira).
 2nd London Division, Territorial Force (Major-General Sir N. M. Smyth).
- (3.) **SCOTTISH (LIEUT.-GENERAL SIR F. J. DAVIES).**
 No. 1 Area (Major-General E. C. Sinclair-Maclagan); also commands Highland Division, Territorial Force.
 No. 2 Area (Major-General Sir P. R. Robertson); also commands Lowland Division, Territorial Force.
- (4.) **ALDERSHOT (GENERAL LORD RAWLINSON).**
 1st Division (Major-General Sir R. H. K. Butler).
 2nd Division (Major-General Sir E. G. T. Bainbridge).
 1st Cavalry Brigade (Brig.-General A. E. W. Harman).
- (5.) **EASTERN (GENERAL LORD HORNE).**
 4th Division (less 1 brigade) (Major-General Sir C. D. Shute). (Infantry brigades at Dover and Colchester.)
 4th Cavalry Brigade (Brig.-General N. W. Haig).
 No. 1 Area (Major-General Sir C. D. Shute); also commands 4th Division (*see above*).
 No. 2 Area (Major-General Sir S. W. Hare); also commands East Anglian Division, Territorial Force.
 No. 3 Area (Major-General H. F. Thuillier).
 No. 4 Area (Major-General J. R. Longley); also commands Home Counties Division, Territorial Force.
- (6.) **SOUTHERN (LIEUT.-GENERAL SIR G. M. HARPER).**
 3rd Division (Major-General Sir R. D. Whigham). (Infantry brigades at Tidworth, Portsmouth, Plymouth.)
 2nd Cavalry Brigade (Brig.-General T. T. Pitman).
 No. 1 Area (Major-General Sir C. P. A. Hull); also commands Wessex Division, Territorial Force.
 No. 2 Area (Brig.-General E. S. Girdwood); also commands 9th Infantry Brigade.
 No. 3 Area (Major-General Sir R. D. Whigham); also commands 3rd Division (*see above*).
 No. 4 Area (Major-General Sir H. B. Walker); also commands South Midland Division, Territorial Force.

Home Service Commands—continued.

- (7.) WESTERN (LIEUT.-GENERAL SIR H. DE B. DE LISLE).
No. 1 Area (Major-General C. J. Deverill); also commands Welsh Division, Territorial Force.
No. 2 Area (Major-General Sir R. W. R. Barnes); also commands West Lancashire Division, Territorial Force.
No. 3 Area (Major-General T. H. Shoubridge); also commands East Lancashire Division, Territorial Force.
- (8.) GUERNSEY (LIEUT.-GENERAL SIR L. E. KIGGELL). (Lieutenant-Governor and Commanding the Troops.)
- (9.) JERSEY (MAJOR-GENERAL SIR A. WILSON). (Lieutenant-Governor and Commanding the Troops.)
-

(x.) IRELAND.

(April, 1920.)

GENERAL Right Hon. SIR C. F. N. MACREADY (General Officer Commanding-in-Chief):—

5th Division (Major-General Sir H. S. Jeudwine).
6th Division (Major-General Sir E. P. Strickland).

3rd Cavalry Brigade (Brig.-General G. A. Weir) Curragh.

(xi.) DISTRIBUTION OF DIVISIONS ABROAD AND AT HOME.
(December, 1918.)

No. of Division.	Allotment.		Location.
	Corps.	Army.	
1st Cavalry	—	2nd	France.
2nd Cavalry	Cavalry	4th	"
3rd Cavalry	"	4th	"
Guards	VI.	2nd	"
1st	IX.	2nd	"
2nd	VI.	2nd	"
3rd	VI.	2nd	"
4th	XXII.	1st	"
5th	IV.	4th	"
6th	IX.	2nd	"
7th	—	—	Italy
8th	III.	5th	France.
9th (Scottish)	H.	2nd	"
*10th (Irish)	XX.	—	Egypt.
11th (Northern)	VIII.	1st	France.
12th (Eastern)	VIII.	1st	"
13th (Western)	III Indian	—	Mesopotamia.
14th (Light)	XV.	5th	France.
15th (Scottish)	III.	5th	"
16th (Irish)	I.	1st	"
17th (Northern)	V.	3rd	"
18th (Eastern)	XIII.	3rd	"
19th (Western)	XVII.	3rd	"
20th (Light)	XVII.	3rd	"
21st	V.	3rd	"
22nd	XII.	—	Salonica.
23rd	—	—	Italy.
24th	I.	1st	France.
25th	XIII.	3rd	"
26th	XII.	—	Salonica.
27th	XVI.	—	"
28th	XVI.	—	"
29th	II.	2nd	France.
30th	XIX.	5th	"
31st	XIX.	5th	"
32nd	X.	4th	"
33rd	V.	3rd	"
34th	X.	4th	"
35th	XIX.	5th	"
36th (Ulster)	XV.	5th	"
37th	IV.	4th	"
38th (Welsh)	V.	3rd	"
39th	L. of C.	—	"
40th	XV.	5th	"
41st	X.	4th	"
42nd (T.) (E. Lancs.)	IV.	4th	"
43rd (T.) (Wessex)	—	—	India.
†44th (T.) (Home Counties)	—	—	"
†45th (T.) (Wessex)	—	—	"
46th (T.)	—	4th	France.
47th	—	1st	"
48th	—	—	Italy.
49th (T.) (Northumbrian)	VIII.	1st	France.
50th (T.) (Northumbrian)	XIII.	3rd	"
51st (T.) (Highland)	XXII.	1st	"
52nd (T.) (Lowland)	XXII.	1st	"
*53rd (T.) (Welsh)	XX.	—	Egypt.
54th (T.) (E. Anglian)	XXI.	—	"
55th (T.) (W. Lancs.)	III.	5th	France.
56th (T.) (London)	XXII.	1st	"
57th (T.) (W. Lancs.)	XI.	1st	"
58th (T.) (London)	I.	1st	"
59th (T.) (N. Midland)	XI.	1st	"

* Constituted on the same basis as Indian Divisions.

† These three Territorial Divisions were partly absorbed into Divisions in India, Mesopotamia and Egypt and no longer exist as complete Divisions.

**Distribution of Divisions,
and Summary.**

No. of Division.	Allotment.		Location.
	Corps.	Army.	
*60th (T.) (London)	XX.	—	Egypt.
61st (T.) (S. Midland)	XVII.	3rd	France.
62nd (T.) (W. Riding)	IX.	2nd	"
63rd (Royal Naval)	VIII.	1st	"
64th (T.) (Highland)	—	—	U.K.
66th (T.) (E. Lancs.)	X.	4th	France.
67th (T.) (Home Counties)	—	—	U.K.
68th (T.) (Welsh)	—	—	"
69th (T.) (E. Anglian)	—	—	"
74th (T.) (Yeomanry)	III.	5th	France.
*75th (T.)	XXI.	—	Egypt.
Cyclists	—	—	U.K.
1st Canadian	Canadian	2nd	France.
2nd Canadian	"	2nd	"
3rd Canadian	IV.	4th	"
4th Canadian	IV.	4th	"
1st Australian	Australian	4th	France.
2nd Australian	"	4th	"
3rd Australian	"	4th	"
4th Australian	"	4th	"
5th Australian	"	4th	"
New Zealand	II.	2nd	"
4th Cavalry	(Desert Column)		Egypt.
5th Cavalry	"	"	"
Anzac (Mounted)	"	"	"
Australian (Mounted)	"	"	"
3rd (Lahore) Indian	—	—	"
7th (Meerut) Indian	XXI.	—	"
14th Indian	III Ind. (Tigris Front)		Mesopotamia
15th Indian	—	"	"
17th Indian	I Ind.	"	"
18th Indian	—	"	"
Indian (Mounted)	—	"	"
1st Portuguese	Portuguese	—	France.
2nd Portuguese	"	—	"

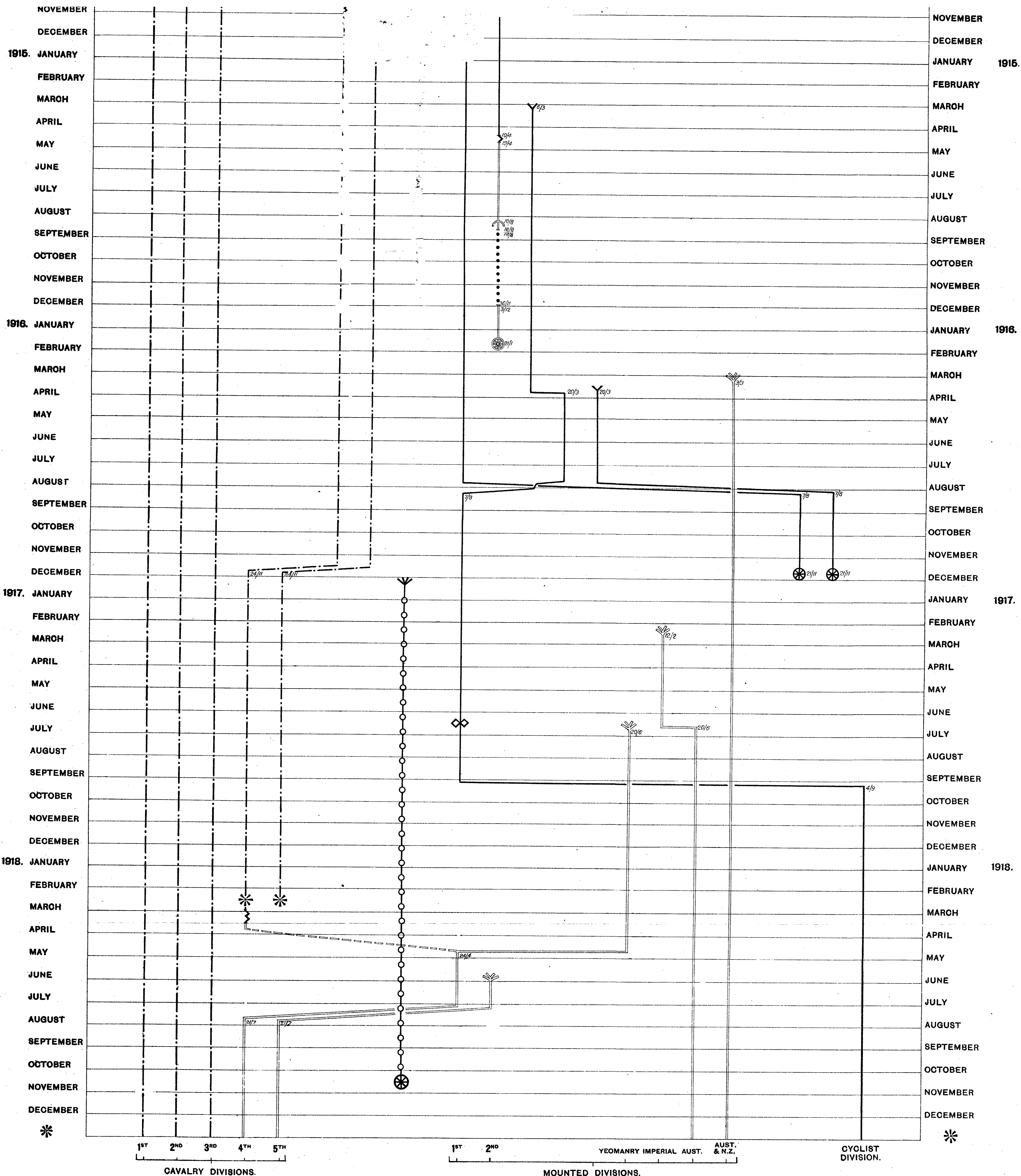
* Constituted on the same basis as Indian Divisions.

(xii.) SUMMARY OF DIVISIONS.

(December, 1918.)

Location.	Regular and New Army.		Territorial.		Dominion.		Indian. (Out of India.)		Portuguese.		Total.	
	Mtd.	Inf.	Mtd.	Inf.	Mtd.	Inf.	Mtd.	Inf.	Mtd.	Inf.	Mtd.	Inf.
France	3	35	..	16	..	10	2	3	63
Italy..	2	..	1	3
Egypt	1	2	..	2	6	4	7
Salonica	4	4
Mesopotamia	1	1	4	1	5
India	3	3
United Kingdom	4	1†	4
	3	42	1†								9	89

† Cyclists.



REFERENCE.

- | | | | |
|------------------------|-----------------------|--------------------------------------|--|
| ————— United Kingdom. | Dardanelles. | Y Formation Authorized. | ⊗ Split up into independent brigades. |
| ~~~~~ India. | -o-o-o-o Mesopotamia. | Y Formed. | * Broken up. |
| ----- Western Theatre. | ~~~~~ At Sea. | ⌒ Reorganized as a dismounted force. | <i>The dates given for the various changes of designation are, in most cases, the dates given in the orders authorizing the changes.</i> |
| ===== Egypt. | | ◇ Reorganized as a Cyclist Division. | |

NOTES.

The 4th and 5th (Indian) Cavalry Divisions were broken up in France during February 1918. The Indian Regiments of these Divisions were then sent to Egypt. The six Indian Regiments from the 4th Cavalry Division joined the 1st Mounted Division. Of the four Indian Regiments from the 5th Cavalry Division two were sent to the new 2nd Mounted Division and two to the Australian Mounted Division.


The 2/2nd Mounted Division was formed from the 2nd Line units of the Yeomanry Regiments in the 2nd Mounted Division, when the latter Division was ordered to Egypt. From the 1st Mounted Division was known as the 1/1st Mounted Division. No 2/1st Mounted Division was formed, however. The 1st Line Brigades which originally composed the 1st Mounted Division were sent overseas independently and were replaced in the Division by 2nd Line units.

The conversion of the Yeomanry remaining at home into Cyclists was begun early in 1916, and by August 1916 the majority of the units in each of the three Mounted Divisions in the United Kingdom had been so converted. The three Divisions were then reorganized as shown. The 3rd Mounted Division became the 1st Mounted Division and was partially reconstituted, two of the four brigades in the Division being interchanged with one from each of the other two Divisions.

DIVISIONAL DISTRIBUTION CHART.

PREPARED BY THE HISTORICAL SECTION, COMMITTEE OF IMPERIAL DEFENCE.

BRITISH INFANTRY DIVISIONS.



REFERENCE.

- | | |
|---|---|
| <ul style="list-style-type: none"> — United Kingdom --- Western Theatre --- Italy --- Salonica Force. --- Dardanelles (including Mudros, etc.) --- Egypt --- Mesopotamia --- India --- at sea <p>R = Regular Divisions</p> <p>S = New Army Divisions</p> <p>T = Territorial Divisions</p> | <ul style="list-style-type: none"> Y Formation authorized Y Formed ⊙ Adopted numerical designation ⊙ Split into independent brigades ⊙ Broken up ⊙ Reduced to cadre ⊙ Reconstituted with fresh battalions ⊙ do do Indian do ⊙ do do Garrison do ⊙ do do training do |
|---|---|

In each case the date of the order is given whenever obtainable.

Dates of movements—The date given is that of the move of Divisional Head Quarters
Sea voyages are only shown graphically when of over five days
Sea voyages of less than five days are not shown graphically but the dates of departure and arrival are given thus—
Sea voyages of less than two days are not shown.

NOTES.

The present 30th Division was originally entitled the 37th Division
" " 37th " " " " " " 38th " " " " " " " " " " 39th " " " " " " " " " " 40th " " " " " " " " " " 41st " " " " " " " " " " 42nd " " " " " " " " " " 43rd " " " " " " " " " " 44th " " " " " " " " " " 45th " " " " " " " " " " 46th " " " " " " " " " " 47th " " " " " " " " " " 48th " " " " " " " " " " 49th " " " " " " " " " " 50th " " " " " " " " " " 51st " " " " " " " " " " 52nd " " " " " " " " " " 53rd " " " " " " " " " " 54th " " " " " " " " " " 55th " " " " " " " " " " 56th " " " " " " " " " " 57th " " " " " " " " " " 58th " " " " " " " " " " 59th " " " " " " " " " " 60th " " " " " " " " " " 61st " " " " " " " " " " 62nd " " " " " " " " " " 63rd " " " " " " " " " " 64th " " " " " " " " " " 65th " " " " " " " " " " 66th " " " " " " " " " " 67th " " " " " " " " " " 68th " " " " " " " " " " 69th " " " " " " " " " " 70th " " " " " " " " " " 71st " " " " " " " " " " 72nd " " " " " " " " " " 73rd " " " " " " " " " " 74th " " " " " " " " " " 75th " " " " " " " " " "

and received the present designation in April 1915.

The original 30th-36th Divisions were formed in November 1914 and broken up in April 1915 without having left the U.K.

The 14th (New Army) Division was originally to have been designated the 8th Division. The number was changed from 8th to 14th when it was decided to raise an 8th (Regular) Division.

The 37th Division was originally to have been designated the 44th Division. The alteration in title took place before the actual formation of the Division.

- (1) The original 63rd Division was a 2nd Line Territorial Division formed in September 1914. This Division was disbanded in August 1916. The R.N.D. was then numbered 63rd.
- (2) The units of the 43rd, 44th, and 45th Divisions were dispersed to garrison stations on arrival in India, and these Divisions have not since been reconstituted.
- (3) The 55th and 58th Divisions did not actually go out to France as shown. The units went out separately, and the two Divisions were formed in France with new Headquarter Staffs on the dates given.

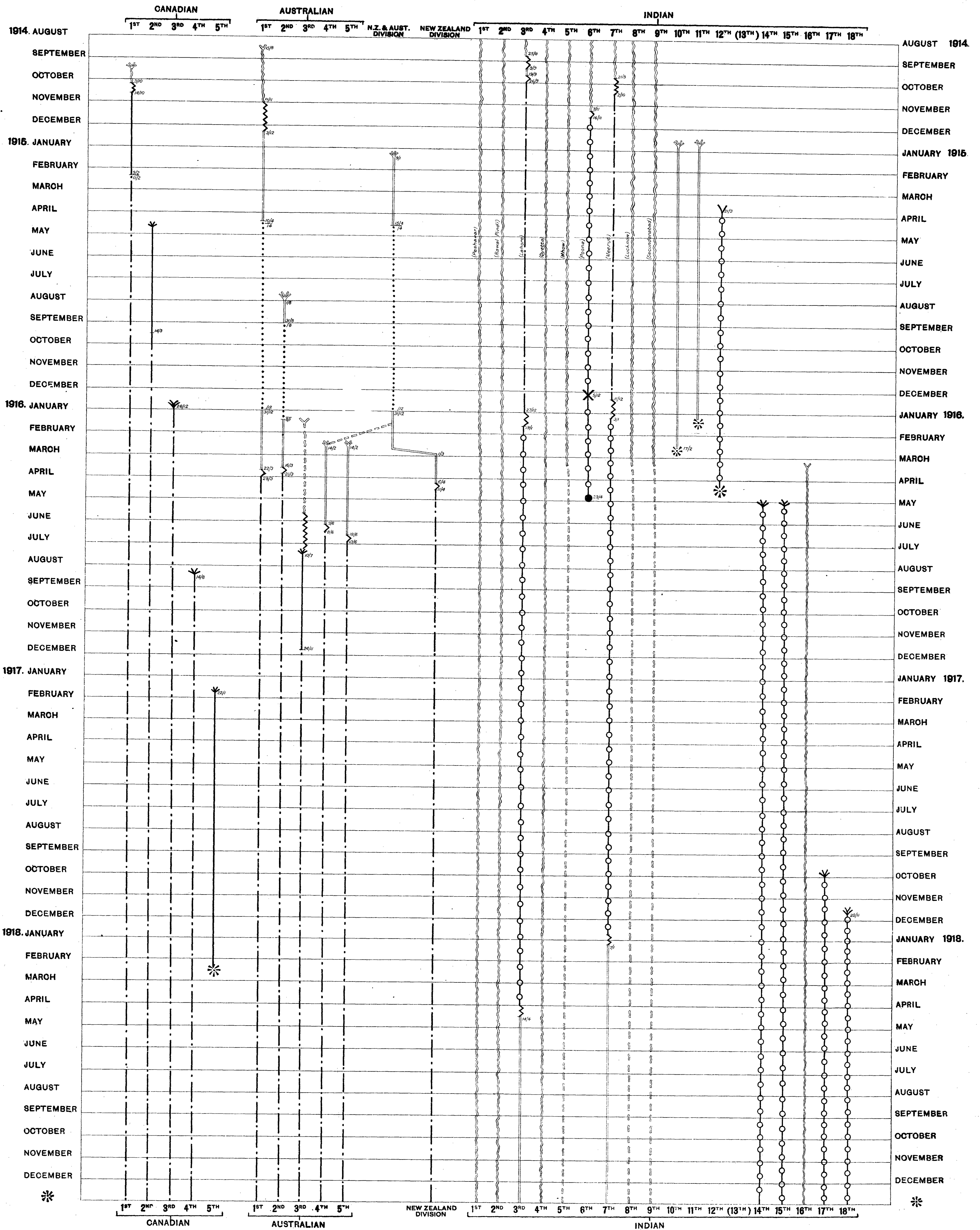
The following New Army Divisions were given special titles on formation:—

9th	(Scottish)
10th	(Irish)
14th	(Light)
15th	(Scottish)
16th	(Irish)
20th	(Light)
38th	(Ulster)
50th (43rd)	(Welsh)

DIVISIONAL DISTRIBUTION CHART.

PREPARED BY THE HISTORICAL SECTION, COMMITTEE OF IMPERIAL DEFENCE.

DOMINION AND INDIAN INFANTRY DIVISIONS.



REFERENCE.

- In Canada
- In Australia
- In India
- United Kingdom
- Western Theatre
- Egypt
- Mesopotamia
- Dardanelles
- At sea
- Formation authorized
- Formed
- Broken up
- Besieged (in Kut)
- Captured (in Kut)

NOTES.

The New Zealand and Australian Division was originally composed of—N.Z. Inf. Bde.
N.Z. Mtd. Rifle Bde.
4th Aust. Inf. Bde.

On the return of the Division from the Dardanelles to Egypt the 4th Aust. Inf. Bde. was transferred to form the nucleus of the 4th Aust. Inf. Division, and the N.Z. Mtd. Rifle Bde. was transferred to the Aust. and N.Z. Mtd. Division, their places being taken by two new N.Z. Inf. Bdes. The Division was then renamed The New Zealand Division.

Besides the Indian Infantry Divisions here shown the following British Infantry Divisions were, during 1918, re-constituted with Indian Battalions. (See Chart of British Infantry Divisions):—

- 10th
- 53rd
- 60th
- 75th

The units of the 3rd Australian Division were formed in Australia during the early months of 1916. The Division was not concentrated, however, until its arrival in England in July, 1916.

The 1st, 2nd, and 4th Indian Divisions have been maintained throughout at war strength on the N.W. Frontier. The other divisions retained in India (5th, 8th, and 9th) were gradually depleted and may be considered to have ceased to exist as fighting organizations from about March 1916. The 16th Division was then formed to take the place of the 3rd Division at Lahore.

The Burma Division of the Indian Army is not shown. This Division has never been more than an administrative organization, and its units have remained dispersed in Garrison Stations throughout the War.

Dates of movements—The date given is that of the move of Divisional Head Quarters

Sea voyages are only shown graphically when of over five days

Sea voyages of less than five days are not shown graphically but the dates of departure and arrival are given thus—

Sea voyages of less than two days are not shown.

PART II.

ESTIMATED STRENGTH OF THE FORCES ABROAD AND
AT HOME; STRENGTH OF THE LABOUR CORPS AND
GROWTH OF THE INDIVIDUAL ARMS OF THE SERVICE.

SECTION I.

SUMMARY OF THE ESTIMATED STRENGTH OF THE EXPEDITIONARY
FORCES, THE TROOPS AT HOME AND IN INDIA, AND THE GARRISONS
OF DEFENDED PORTS ABROAD.

TABLE (i.) (a).—ESTIMATED STRENGTH DURING NOVEMBER, 1918.*

Force.	Officers.	Other ranks.	Labour units, followers, &c.	Total.
NOVEMBER, 1918.				
<i>Total Estimated Strength, Expeditionary Forces—</i>				
British	93,608	1,981,667	..	2,075,275
Colonial	13,332	291,018	..	304,400
Indian, native	4,991	254,457*	..	259,448
African, native	2	19,738	..	19,740
Egyptian and native troops	217	9,233	..	9,450
Local Forces..	423	..	423
Natives, other than troops	558,143	558,143
Total	112,200	2,556,536	558,143	3,226,879
<i>Total Estimated Strength, Troops at Home—</i>				
British	61,694†	1,321,617‡	..	1,383,311‡
Colonial	9,720	210,353	..	220,073
Total	71,414‡	1,531,970‡	..	1,603,384‡
<i>Total Estimated Strength, Troops in India and Burma—†</i>				
British	8,334	85,336	..	93,670
Indian	388,599
Total	8,334	85,336	..	482,269
<i>Total Estimated Strength, Garrisons of Defended Ports—</i>				
British	640	10,570	..	11,210
Colonial	82	1,205	..	1,287
Indian Army.. .. .	177	5,797	..	5,974
Local Forces.. .. .	255	5,685	..	5,940
Total	1,154	23,257	..	24,411
<i>Total Estimated Strength—</i>				
British	164,276‡	3,399,190‡	..	3,563,466‡
Colonial	23,184	502,576	..	525,760
Indian, native	5,168	260,254	..	654,021**
African, native	2	19,738	..	19,740
Egyptian and native troops	217	9,233	..	9,450
Local Forces.. .. .	255	6,108	..	6,363
Natives, other than troops..	558,143	558,143
Grand Total	193,102‡	4,197,099‡	558,143	5,336,943‡
§ <i>Strength, October, 1918, for comparison</i>	<i>194,433</i>	<i>4,246,960</i>	<i>559,615</i>	<i>5,389,607**</i>

* Includes 5,461 other native troops.

† Strength on 1st June, 1918. Later information has not yet been received.

‡ Does not include the Volunteers, the strength of which on 1st November, 1918, was 8,515 officers, 239,929 other ranks, 248,444 total; neither does it include, apparently, the number of prisoners of war, about 150,000.

§ For strengths of previous months and for details, see Table (ii.), p. 31.

|| Owing to the return from India being rendered in a different form, it is now impossible to differentiate between officers and other ranks. The figure as shown in the total is therefore inclusive of both.

** Includes 388,599 Indian troops not classified according to officers and other ranks.

NOTE.—Estimated strengths on the signing of the Armistice, 11th November, 1918.

Note on Table (i.) (a).

The strengths shown in this table for the British Army in the Expeditionary Forces, the troops at home and in India are for specified dates; owing to the fact that these dates more or less agree, and in order to obtain as recent an approximation as possible to the total strength, no period is allowed for the inclusion of men on the strength of one force on transference from another although already struck off the strength of that force. There is always, therefore, in these approximate figures a certain "floating quantity" unaccounted for, and this discrepancy will at any time depend greatly upon the number of men being sent home from the various Expeditionary Forces and from certain Expeditionary Forces to India.

Section 3, Tables (i.) to (iv.), pp. 77 to 90, gives the real strength of the British Army at home, abroad or afloat. On p. 228 and onwards will be found a detail of strengths of all arms by months, from August, 1914, to March, 1920.

TABLE (i.) (b).—ESTABLISHMENT AND STRENGTH OF THE BRITISH ARMY, ON 1ST AUGUST, 1914 (EXCLUDING NATIVE TROOPS STATIONED IN INDIA).

Force.	Establishment.			Strength, 1st August, 1914.		
	Officers.	Other ranks.	Total.	Officers.	Other ranks.	Total.
1st August, 1914.*						
<i>Regular Army</i>	10,938	245,860	256,798	10,800	236,632	247,432
<i>Army Reserve</i>	145,000	145,000	..	145,347	145,347
<i>Special Reserve</i>	2,882	77,238	80,120	2,557	61,376	63,933
<i>Channel Islands, &c., Militia</i> ..	234	5,508	5,742	176	5,437	5,613
<i>Territorial Force</i>	12,700	303,394	316,094	10,684†	258,093†	268,777†
<i>Territorial Force Reserve</i>	661	1,421	2,082
<i>Bermuda and Isle of Man Volunteers</i> ..	20	425	445	18	312	330
<i>Total</i>	26,774	777,425	804,199	24,896	708,618	733,514
<i>National Reserve on 1st October, 1913</i>	5,784	209,667	215,451

1. It must be noted that the above strength of the British Army includes the strength of staffs, departments and miscellaneous establishments. It is not, therefore, exactly comparable with the figures of strengths given in the "General Annual Return of the Army," as the latter relate only to regimental strengths (Command 1193).

2. For details of these establishments and strengths, see pp. 156 to 159.

* For details, figures, &c., see Section 10, pp. 156-157.

† Includes permanent staff of the Territorial Force.

TABLE (ii).—ESTIMATED STRENGTH OF THE FORCES ABROAD AND AT HOME BY MONTHS SINCE NOVEMBER, 1916.

Force.	November, 1916.			December, 1916.			January 1917.			February, 1917.			March, 1917.			April, 1917.		
	Officers.	Other ranks.	Total	Officers	Other ranks.	Total.	Officers.	Other ranks.	Total.	Officers	Other ranks.	Total.	Officers	Other ranks.	Total.	Officers.	Other ranks.	Total.
<i>Expeditionary Forces—</i>																		
British	66,476	1,617,320	1,683,796	66,529	1,633,536	1,700,065	66,920	1,677,440	1,744,360	72,232	1,806,294	1,878,526	75,977	1,877,114	1,953,091	79,602	1,962,723	2,042,325
Colonial	10,470	240,880	251,350	11,248	257,036	268,284	11,499	262,109	273,608	11,692	269,559	281,251	12,027	278,249	290,276	12,547	293,792	306,339
Indian and Native	2,983	116,148	119,131	2,978	112,217	115,195	2,910	130,071	132,981	3,046	122,391	125,437	3,046	131,966	135,012	3,157	136,702	139,859
Total	79,929	1,974,348	2,054,277	80,755	2,002,789	2,083,544	81,329	2,069,620	2,150,949	86,970	2,198,244	2,285,214	91,050	2,287,329	2,378,379	95,306	2,393,217	2,488,523
<i>At Home—</i>																		
British	49,442	1,524,358	1,573,800	50,353	1,534,526	1,584,879	51,450	1,488,040	1,539,490	48,722	1,424,686	1,473,408	50,270	1,449,879	1,500,149	51,440*	1,463,043*	1,514,485*
Colonial	7,922	207,908	215,830	6,987	193,578	200,565	7,324	201,288	209,112	7,940	200,558	208,498	7,946	195,433	203,379	8,628	196,690	205,315
Total	57,364	1,732,266	1,789,630	57,340	1,728,104	1,785,444	59,274	1,689,328	1,748,602	56,662	1,625,244	1,681,906	58,216	1,645,312	1,703,528	60,068	1,659,733	1,719,801
<i>India—</i>																		
British	5,707	74,973	80,680	5,616	72,319	77,935	5,616	72,319	77,935	5,747	72,629	78,376	5,636	70,295	75,931	5,238	60,898	66,136
Indian	3,116	208,040	211,156	3,404	206,143	209,547	3,404	206,143	209,547	3,404	206,145	209,549	3,368	201,471	204,839	3,125	208,156	211,281
Volunteers (British)	1,990	46,254	48,244	1,995	46,338	48,333	1,995	46,333	48,333	1,995	46,333	48,333	1,962	46,702	48,664	1,953	47,019	48,972
Total	10,813	329,267	340,080	11,015	324,800	335,815	11,015	324,800	335,815	11,146	325,112	336,258	10,966	318,468	329,434	10,316	316,073	326,389
<i>Garrisons of Defended Ports—</i>																		
British	727	12,624	13,351	727	12,624	13,351	727	12,624	13,351	727	12,624	13,351	727	12,624	13,351	727	12,624	13,351
Colonial	46	1,064	1,110	46	1,064	1,110	46	1,064	1,110	46	1,064	1,110	46	1,064	1,110	46	1,064	1,110
Indian Army	85	5,000	5,085	85	5,000	5,085	85	5,000	5,085	85	5,000	5,085	85	5,000	5,085	85	5,000	5,085
Local Forces	262	7,059	7,321	262	7,059	7,321	262	7,059	7,321	262	7,059	7,321	262	7,059	7,321	262	7,059	7,321
Total	1,120	25,747	26,867	1,120	25,747	26,867	1,120	25,747	26,867	1,120	25,747	26,867	1,120	25,747	26,867	1,120	25,747	26,867
<i>Total—</i>																		
British	122,352	3,229,275	3,351,627	123,225	3,253,005	3,376,230	124,713	3,250,423	3,375,136	127,428	3,316,233	3,443,661	132,610	3,409,912	3,542,522	137,007	3,499,288	3,636,295
Colonial	18,438	449,852	468,290	18,281	451,678	469,959	19,369	464,461	483,830	19,678	471,181	490,859	20,019	474,746	494,765	21,221	491,546	512,767
Indian and Native	6,184	329,188	335,372	6,467	323,360	329,827	6,399	341,214	347,613	6,535	333,536	340,071	6,499	338,437	344,936	6,367	349,858	356,225
Volunteers (India)	1,990	46,254	48,244	1,995	46,338	48,333	1,995	46,333	48,333	1,995	46,333	48,333	1,962	46,702	48,664	1,953	47,019	48,972
Local Forces	262	7,059	7,321	262	7,059	7,321	262	7,059	7,321	262	7,059	7,321	262	7,059	7,321	262	7,059	7,321
Grand Total	149,226	4,061,628	4,210,854	150,230	4,081,440	4,231,670	152,738	4,109,495	4,262,233	155,898	4,174,347	4,330,245	161,352	4,278,856	4,438,208	166,810*	4,394,770*	4,561,580*

* Exclusive of Volunteers whose strength on 1st April, 1917, was 5,518 officers, 287,433 other ranks, 292,951 total all ranks.

Troops abroad and at home by months.

TABLE (ii).—ESTIMATED STRENGTH OF THE FORCES ABROAD AND AT HOME BY MONTHS SINCE NOVEMBER, 1916—continued.

Force.	May, 1917.			June, 1917.				July, 1917.				August, 1917.			
	Officers.	Other ranks.	Total.	Officers.	Other ranks.	Labour units, followers, &c.	Total.	Officers.	Other ranks.	Labour units, followers, &c.	Total.	Officers.	Other ranks.	Labour units, followers, &c.	Total.
<i>Expeditionary Forces—</i>															
British	81,115	1,980,185	2,061,300	82,087	1,990,699	..	2,072,786	83,532	2,049,491	..	2,133,023	87,722	2,116,115	..	2,203,837
Colonial	12,111	285,322	297,433	12,551	287,790	..	300,341	13,228	300,769	..	313,987	14,184	317,692	..	331,876
Indian Native	3,036	141,409	144,445	3,128	127,987	..	131,115	2,840	125,267	..	128,107	3,075	150,489	..	153,564
African Native	5	16,808	..	16,813	8	16,612	..	16,620	7	15,319	..	15,326
Natives other than troops	342,323	342,323	438,942	438,942	444,422	444,422
Total	96,262	2,406,916	2,503,178	97,771	2,423,284	342,323	2,863,378	99,608	2,492,129	438,942	3,030,679	104,988	2,599,615	444,422	3,149,025
<i>At Home—</i>															
British	52,678*	1,475,488*	1,528,166*	55,120*	1,474,759*	..	1,529,879*	55,512*	1,401,315*	..	1,456,827*	63,084*	1,441,042*	..	1,504,126*
Colonial	8,872	201,604	210,476	9,746	198,946	..	208,692	10,492	197,047	..	207,539	10,141	189,673	..	199,814
Total	61,550	1,677,092	1,738,642	64,866	1,673,705	..	1,738,571	66,004	1,598,362	..	1,664,366	73,225	1,630,715	..	1,703,940
<i>India—</i>															
British	5,545	66,351	71,896	5,794	77,757	..	83,551	5,794	77,757	..	83,551	5,907	79,014	..	84,921
Indian	3,323	211,374	214,697	3,088	242,625	..	245,713	3,088	242,625	..	245,713	3,165	243,558	..	246,723
Volunteers (British)	1,953	47,019	48,972	2,022	46,345	..	48,367	2,022	46,345	..	48,367	1,969	39,419	..	41,388
Total	10,821	324,744	335,565	10,904	366,727	..	377,631	10,904	366,727	..	377,631	11,041	361,991	..	373,032
<i>Garrisons of Defended Ports—</i>															
British	727	12,624	13,351	727	12,624	..	13,351	727	12,624	..	13,351	727	12,624	..	13,351
Colonial	46	1,064	1,110	46	1,064	..	1,110	46	1,064	..	1,110	46	1,064	..	1,110
Indian Army	85	5,000	5,085	85	5,000	..	5,085	85	5,000	..	5,085	85	5,000	..	5,085
Local Forces	262	7,059	7,321	262	7,059	..	7,321	262	7,059	..	7,321	262	7,059	..	7,321
Total	1,120	25,747	26,867	1,120	25,747	..	26,867	1,120	25,747	..	26,867	1,120	25,747	..	26,867
<i>Total—</i>															
British	140,065*	3,534,648*	3,674,713*	143,728*	3,555,839*	..	3,699,567*	145,565*	3,541,187*	..	3,686,752*	157,440*	3,648,795*	..	3,806,235*
Colonial	21,029	487,990	509,019	22,343	487,800	..	510,143	23,766	498,870	..	522,636	24,371	508,429	..	532,800
Indian Native	6,444	357,783	364,227	6,301	375,612	..	381,913	6,013	372,892	..	378,905	6,325	399,047	..	405,372
African Native	5	16,808	..	16,813	8	16,612	..	16,620	7	15,319	..	15,326
Volunteers (India)	1,953	47,019	48,972	2,022	46,345	..	48,367	2,022	46,345	..	48,367	1,969	39,419	..	41,388
Local Forces	262	7,059	7,321	262	7,059	..	7,321	262	7,059	..	7,321	262	7,059	..	7,321
Natives other than troops	342,323	342,323	438,942	438,942	444,422	444,422
Grand Total	169,753*	4,434,499*	4,604,252*	174,661*	4,489,463*	342,323	5,006,447*	177,636*	4,432,965*	438,942	5,099,543*	190,374*	4,618,068*	444,422	5,252,864*

Troops abroad and at home by months.

* Exclusive of Volunteers, whose strength on
 1st May, 1917, was 5,843 officers, 293,690 other ranks, 299,533 total all ranks.
 1st June, 1917, was 6,292 officers, 293,681 other ranks, 299,973 total all ranks.
 1st July, 1917, was 6,703 officers, 291,756 other ranks, 298,459 total all ranks.
 1st August 1917, was 6,823 officers, 289,617 other ranks, 296,440 total all ranks.

(386)

Force.	September, 1917.				October, 1917				November, 1917.				December, 1917.			
	Officers.	Other ranks.	Labour units, followers, &c	Total.	Officers.	Other ranks	Labour units, followers, &c	Total	Officers	Other ranks.	Labour units, followers, &c	Total	Officers.	Other ranks	Labour units, followers, &c.	Total.
<i>Expeditionary Forces—</i>																
British	88,735	2,119,524	..	2,208,259	91,759	2,143,766	..	2,235,525	93,335	2,140,527	..	2,233,862	94,493	2,131,097	..	2,225,590
Colonial	14,245	318,795	..	333,040	14,623	320,557	..	335,180	13,745	303,168	..	316,913	14,262	298,302	..	312,564
Indian Native	3,323	159,364	..	162,687	3,591	181,447	..	185,038	3,724	183,319	..	187,043	3,995	195,745	..	199,740
African Native	7	19,405	..	19,412	11	18,115	..	18,126	9	17,940	..	17,949	3	14,934	..	14,937
Egyptian	60	2,239	..	2,299	134	6,454	..	6,588
Natives other than troops	466,426	466,426	485,551	485,551	520,700	520,700	556,377	556,377
Total	106,310	2,617,083	466,426	3,159,824	109,984	2,663,885	485,551	3,259,420	110,873	2,647,193	520,700	3,273,766	112,887	2,646,532	556,377	3,315,796
<i>At Home—</i>																
British	64,319*	1,459,182*	..	1,523,501*	68,229*	1,427,258*	..	1,495,487*	69,968*	1,422,780*	..	1,492,748*	73,400*	1,420,978*	..	1,494,378*
Colonial	10,750	190,100	..	200,850	10,484	184,479	..	194,963	10,215	182,394	..	192,609	8,559	178,254	..	186,813
Total	75,069	1,649,282	..	1,724,351	78,713	1,611,737	..	1,690,450	80,183	1,605,174	..	1,685,357	81,959	1,599,232	..	1,681,191
<i>India—</i>																
British	5,907	79,014	..	84,921	6,384	89,141	..	95,525	6,489	94,664	..	101,153	7,159	94,836	..	101,995
Indian	3,165	243,558	..	246,723	3,464	269,139	..	272,603	3,874	277,150	..	281,024	3,538	277,135	..	294,673
Volunteers (British)	1,969	39,419	..	41,388	1,893	42,149	..	44,042	1,830	40,912	..	42,742	1,894	41,337	..	43,231
Total	11,041	361,991	..	373,032	11,741	400,429	..	412,170	12,193	412,726	..	424,919	12,591	427,308	..	439,899
<i>Garrisons of Defended Ports—</i>																
British	727	12,624	..	13,351	850	16,387	..	17,237	850	16,387	..	17,237	850	16,387	..	17,237
Colonial	46	1,064	..	1,110	72	2,183	..	2,255	72	2,183	..	2,255	72	2,183	..	2,255
Indian Army	85	5,000	..	5,085	48	2,969	..	3,017	48	2,969	..	3,017	48	2,969	..	3,017
Local Forces	262	7,059	..	7,321	176	3,974	..	4,150	176	3,974	..	4,150	176	3,974	..	4,150
Total	1,120	25,747	..	26,867	1,146	25,513	..	26,659	1,146	25,513	..	26,659	1,146	25,513	..	26,659
<i>Total—</i>																
British	159,688*	3,670,344*	..	3,830,032*	167,222*	3,676,552*	..	3,843,774*	170,642*	3,674,358*	..	3,845,000*	175,902*	3,663,298*	..	3,839,200*
Colonial	25,041	509,959	..	535,000	25,179	507,219	..	532,398	24,032	487,745	..	511,777	22,893	478,739	..	501,632
Indian Native	6,573	407,922	..	414,495	7,103	453,555	..	460,658	7,646	463,438	..	471,084	7,581	439,849	..	497,430
African Native	7	19,405	..	19,412	11	18,115	..	18,126	9	17,940	..	17,949	3	14,934	..	14,937
Egyptian	60	2,239	..	2,299	134	6,454	..	6,588
Volunteers (India)	1,969	39,419	..	41,388	1,893	42,149	..	44,042	1,830	40,912	..	42,742	1,894	41,337	..	43,231
Local Forces	262	7,059	..	7,321	176	3,974	..	4,150	176	3,974	..	4,150	176	3,974	..	4,150
Natives other than troops	466,426	466,426	485,551	485,551	520,700	520,700	556,377	556,377
Grand Total,	193,540*	4,654,108*	466,426	5,314,074*	201,584*	4,701,564*	485,551	5,388,693*	204,395*	4,690,806*	520,700	5,415,701*	208,583*	4,698,585*	556,377	5,463,545*

* Exclusive of Volunteers whose strength on {
1st September, 1917, was 6,935 officers, 289,810 other ranks, 296,745 total all ranks
1st October, 1917, was 7,156 officers, 289,384 other ranks, 296,540 total all ranks
1st November, 1917, was 7,281 officers, 288,543 other ranks, 295,824 total all ranks.
1st December, 1917, was 7,497 officers, 286,415 other ranks, 293,912 total all ranks.

TABLE (ii).—ESTIMATED STRENGTH OF THE FORCES ABROAD AND AT HOME BY MONTHS SINCE NOVEMBER, 1916—continued.

Forces.	January, 1918.				February, 1918.				March, 1918.				April, 1918.	May, 1918.			
	Officers.	Other ranks.	Labour units, followers, &c.	Total.	Officers.	Other ranks.	Labour units, followers, &c.	Total.	Officers.	Other ranks.	Labour units, followers, &c.	Total.		Officers.	Other ranks.	Labour units, followers, &c.	Total.
<i>Expeditionary Forces—</i>																	
British	94,369	2,077,767	..	2,172,136	97,702	2,129,111	..	2,226,813	99,659	2,159,912	..	2,259,571	95,995	2,019,926	..	2,115,931	
Colonial	14,737	302,368	..	317,155	14,164	310,005	..	324,169	14,312	307,533	..	321,895	13,862	323,881	..	337,743	
Indian Native	4,133	200,955	..	205,088	4,166	211,471	..	215,637	4,310	218,879	..	223,189	4,325	221,934	..	226,259	
African Native	3	16,626	..	16,629	3	17,871	..	17,874	3	20,759	..	20,762	273	20,968	..	21,241	
Egyptian	127	5,796	..	5,923	186	8,795	..	8,981	188	9,085	..	9,273	116	8,753	..	8,869	
Natives other than troops	575,340	575,340	553,264	553,264	577,319	577,319	552,555	552,555	
Total	113,419	2,603,512	575,340	3,292,271	116,221	2,677,253	553,264	3,346,738	118,472	2,716,213	577,319	3,412,009	114,571	2,595,742	552,555	3,233,595	
<i>At Home—</i>																	
British	74,737*	1,408,906*	..	1,483,693*	76,643*	1,407,304*	..	1,483,952*	79,126*	1,403,173*	..	1,482,299*	63,923*	1,268,331*	..	1,322,254*	
Colonial	8,533	183,025	..	191,558	8,177	179,789	..	187,966	8,014	172,532	..	180,596	7,331	153,388	..	165,719	
Total	83,320	1,591,931	..	1,675,251	84,820	1,587,093	..	1,671,918	87,140	1,575,705	..	1,662,895	71,254*	1,416,719*	..	1,487,973*	
<i>India—</i>																	
British	7,291	91,354	..	98,645	7,291	91,354	..	98,645	7,395	92,248	..	99,643	8,279	71,372	..	79,651	
Indian	3,866	310,047	..	313,913	3,866	310,047	..	313,913	4,078	328,371	..	332,449	1,409	346,912	..	348,321	
Volunteers (British)	1,736	40,563	..	42,299	1,736	40,563	..	42,299	2,539	23,379	..	25,918	822	35,122	..	36,944	
Total	12,893	441,964	..	454,857	12,893	441,964	..	454,857	14,012	443,998	..	458,010	10,510	453,406	..	463,916	
<i>Garrisons of Defended Ports—</i>																	
British	850	16,387	..	17,237	850	16,387	..	17,237	850	16,387	..	17,237	850	16,387	..	17,237	
Colonial	72	2,183	..	2,255	72	2,183	..	2,255	72	2,183	..	2,255	72	2,183	..	2,255	
Indian Army	48	2,969	..	3,017	48	2,969	..	3,017	48	2,969	..	3,017	48	2,969	..	3,017	
Local Forces	176	3,974	..	4,150	176	3,974	..	4,150	176	3,974	..	4,150	176	3,974	..	4,150	
Total	1,146	25,513	..	26,659	1,146	25,513	..	26,659	1,146	25,513	..	26,659	1,146	25,513	..	26,659	
<i>Totals—</i>																	
British	177,297*	3,594,414*	..	3,771,711*	182,491*	3,644,156	..	3,826,647*	187,030*	3,671,720*	..	3,858,750*	169,047*	3,366,026*	..	3,535,073*	
Colonial	23,392	487,576	..	510,968	22,413	491,977	..	514,390	22,398	482,348	..	504,746	21,265	484,452	..	505,717	
Indian Native	8,047	513,971	..	522,018	8,060	524,487	..	532,567	8,436	550,219	..	558,655	6,782	571,815	..	577,597	
African Native	3	16,626	..	16,629	3	17,871	..	17,874	3	20,759	..	20,762	273	20,968	..	21,241	
Egyptian	127	5,796	..	5,923	186	8,795	..	8,981	188	9,085	..	9,273	116	8,753	..	8,869	
Volunteers (India)	1,736	40,563	..	42,299	1,736	40,563	..	42,299	2,539	23,379	..	25,918	822	35,122	..	36,944	
Local Forces	176	3,974	..	4,150	176	3,974	..	4,150	176	3,974	..	4,150	176	3,974	..	4,150	
Natives other than troops	575,340	575,340	553,264	553,264	577,319	577,319	552,555	552,555	
Grand Total	210,778*	4,662,920*	575,340	5,449,038*	215,065*	4,731,823*	553,264	5,500,172*	220,770*	4,761,434*	577,319	5,559,573*	197,481*	4,491,110*	552,555	5,231,146*	

Information not available owing to extensive operations.

Troops abroad and at home by months.

* Exclusive of Volunteers whose strength on
 1st January, 1918, was 7,605 officers, 283,244 other ranks, 290,849 total all ranks.
 1st February, 1918, was 7,720 officers, 281,417 other ranks, 289,137 total all ranks.
 1st March, 1918, was 7,891 officers, 277,215 other ranks, 285,106 total all ranks.
 1st April, 1918, was 7,888 officers, 274,173 other ranks, 282,061 total all ranks.
 1st May, 1918, was 7,926 officers, 272,180 other ranks, 280,106 total all ranks.

Force.	June, 1918.				July, 1918.				August, 1918.				September, 1918.			
	Officers.	Other ranks.	Labour units, followers, &c	Total	Officers.	Other ranks.	Labour units, followers, &c	Total.	Officers.	Other ranks.	Labour units, followers, &c	Total.	Officers.	Other ranks.	Labour units, followers, &c.	Total.
<i>Expeditionary Forces—</i>																
British	92,575	2,027,611	..	2,120,186	90,656	2,012,706	..	2,103,362	93,293	2,004,867	..	2,098,160	93,910	2,014,132	..	2,108,092
Colonial	14,624	325,361	..	339,985	14,976	324,613	..	339,589	14,919	318,944	..	333,863	14,687	316,611	..	331,298
Indian Native	4,077	224,812	..	228,889	4,258	238,260	..	242,518	4,454	232,435	..	236,889	4,398	242,481	..	246,879
African Native	4	16,052	..	16,056	189	8,383	..	8,572	4	24,534	..	24,538	3	19,679	..	19,682
Egyptian	201	8,979	..	9,180	3	16,402	..	16,405	190	8,568	..	8,758	407	10,458	..	10,863
Local Forces	342	..	342
Natives other than troops	537,673	537,673	524,723	524,723	550,314	550,314	548,808	548,808
Total	111,481	2,602,815	537,673	3,251,969	110,082	2,600,364	524,723	3,235,169	112,860	2,589,348	550,314	3,252,522	113,405	2,603,751	548,808	3,265,964
<i>At Home—</i>																
British	66,601*	1,314,451*	..	1,381,052*	67,785*	1,353,483*	..	1,421,268*	66,824*	1,375,980*	..	1,442,804*	65,875*	1,373,630*	..	1,439,505*
Colonial	7,401	159,286	..	166,687	7,261	156,832	..	164,093	7,432	170,622	..	178,054	9,169	194,523	..	203,692
Total	74,002*	1,473,737*	..	1,547,739*	75,046*	1,510,315*	..	1,585,361*	74,256*	1,546,602*	..	1,620,858*	75,044*	1,568,153*	..	1,643,197*
<i>India and Burma—</i>																
British	8,279	71,372	..	79,651	8,279	71,372	..	79,651	8,279	71,272	..	79,561	8,334	85,336	..	93,670
Indian	1,409	346,912	..	348,321	1,409	346,912	..	348,321	1,409	346,912	..	348,321	(See footnote (l, p 29.)	388,599
Volunteers (British)	822	35,122	..	35,944	822	35,122	..	35,944	822	35,122	..	35,944
Total	10,510	453,406	..	463,916	10,510	453,406	..	463,916	10,510	453,406	..	463,916	8,334	85,336	..	482,269

* Exclusive of Volunteers, whose strength on { 1st June, 1918, was 8,073 officers, 270,252 other ranks, 278,325 total all ranks.
 1st July, 1918, was 8,133 officers, 265,712 other ranks, 273,845 total all ranks
 1st August, 1918, was 8,126 officers, 266,752 other ranks, 274,878 total all ranks.
 1st September, 1918, was 8,384 officers, 270,589 other ranks, 278,973 total all ranks.

Troops abroad and at home by months.

TABLE (ii).—ESTIMATED STRENGTH OF THE FORCES ABROAD AND AT HOME BY MONTHS SINCE NOVEMBER, 1916—*continued.*

Force.	June, 1918.				July, 1918.				August, 1918				September, 1918			
	Officers.	Other ranks	Labour units, followers, &c	Total.	Officers	Other ranks	Labour units, followers, &c	Total	Officers.	Other ranks.	Labour units, followers, &c.	Total	Officers	Other ranks	Labour units, followers, &c	Total.
<i>Garrisons of Defended Ports—</i>																
British	350	16,387	..	17,237	850	16,387	..	17,237	850	16,387	..	17,237	850	16,387	..	17,237
Colonial	72	2,183	..	2,255	72	2,183	..	2,255	72	2,183	..	2,255	72	2,183	..	2,255
Indian Army	48	2,969	..	3,017	48	2,969	..	3,017	48	2,969	..	3,017	48	2,969	..	3,017
Local Forces	176	3,974	..	4,150	176	3,974	..	4,150	176	3,974	..	4,150	176	3,974	..	4,150
Total	1,146	25,513	..	26,659	1,146	25,513	..	26,659	1,146	25,513	..	26,659	1,146	25,513	..	26,659
<i>Totals—</i>																
British	168,305*	3,429,321*	..	3,598,126*	1,167,570*	3,453,948*	..	3,621,518*	169,246*	3,468,606*	..	3,637,852	168,969*	3,489,535*	..	3,658,504*
Colonial	22,097	486,830	..	508,927	22,309	483,628	..	505,937	22,423	491,749	..	514,172	23,929	513,317	..	537,245
Indian Native	5,534	574,693	..	580,227	5,715	588,141	..	593,856	5,911	582,316	..	588,227	4,446	245,450	..	638,495†
African Native	4	16,052	..	16,056	189	8,383	..	8,572	4	24,534	..	24,538	3	19,679	..	19,682
Egyptian	201	8,979	..	9,180	3	16,402	..	16,405	190	8,568	..	8,758	407	10,456	..	10,863
Volunteers (India)	822	35,122	..	35,944	822	35,122	..	35,944	822	35,122	..	35,944
Local Forces	176	3,974	..	4,150	176	3,974	..	4,150	176	3,974	..	4,150	176	4,316	..	4,492
Natives other than troops	537,673	537,673	524,723	524,723	550,314	550,314	548,808	548,808
Grand Total	197,139*	4,555,471*	537,673	5,290,283*	196,784*	4,589,598*	524,723	5,311,105*	198,772	4,614,869*	550,314	5,363,955	197,929*	4,282,753*	548,808	5,418,089†*

* Exclusive of Volunteers, whose strength on { 1st June, 1918, was 8,073 officers, 270,252 other ranks, 278,325 total all ranks.
 1st July, 1918, was 8,133 officers, 265,712 other ranks, 273,845 total all ranks.
 1st August, 1918, was 8,126 officers, 266,752 other ranks, 274,878 total all ranks.
 1st September, 1918, was 8,384 officers, 270,589 other ranks, 278,973 total all ranks.
 † Includes 388,599 Indian troops, not classified according to officers and other ranks.

Troops abroad and at home by months.

Force.	October, 1918.				November, 1918.			
	Officers.	Other ranks	Labour units, followers, &c.	Total	Officers.	Other ranks.	Labour units, followers, &c.	Total.
<i>Expeditionary Forces—</i>								
British	93,531	1,997,042	..	2,090,573	93,608	1,981,667	..	2,075,275
Colonial	13,339	301,804	..	315,643	13,382	291,018	..	304,400
Indian Native	4,758	253,608	..	258,366	4,991	254,457	..	259,448
African Native	2	18,648	..	18,650	2	19,738	..	19,740
Egyptian	188	8,518	..	8,706	217	9,233	..	9,450
Local Forces	411	..	411	..	423	..	423
Natives other than troops	559,615	559,615	558,143	558,143
Total	112,318	2,580,031	559,615	3,251,964	112,200	2,556,536	558,143	3,226,879
<i>At Home—</i>								
British	63,236*	1,350,635*	..	1,413,871*	61,694*	1,321,617*	..	1,383,311*
Colonial	9,391	207,702	..	217,093	9,720	210,353	..	220,073
Total	72,627*	1,558,337*	..	1,630,964*	71,414*	1,531,970*	..	1,603,384*
<i>India and Burma—</i>								
British	8,334	85,336	..	93,670	8,334	85,336	..	93,670
Indian	(See footnote	, p 29)	388,599	(See footnote	, p. 29)	388,599
Volunteers (British)
Total	8,334	85,336	..	482,269	8,334	85,336	..	482,269
<i>Garrisons of Defended Ports—</i>								
British	640	10,570	..	11,210	640	10,570	..	11,210
Colonial	82	1,205	..	1,287	82	1,205	..	1,287
Indian Army	177	5,797	..	5,974	177	5,797	..	5,974
Local Forces	255	5,685	..	5,940	255	5,685	..	5,940
Total	1,154	23,257	..	24,411	1,154	23,257	..	24,411
<i>Totals—</i>								
British	165,741*	3,443,583*	..	3,609,324*	164,276*	3,399,190*	..	3,563,466*
Colonial	23,312	510,710	..	534,022	23,184	502,576	..	525,760
Indian Native	4,935	259,405	..	264,340†	5,168	260,254	..	265,422†
African Native	2	18,648	..	18,650	2	19,738	..	19,740
Egyptian	188	8,518	..	8,706	217	9,233	..	9,450
Local Forces	255	6,096	..	6,351	255	6,108	..	6,363
Natives other than troops	559,615	559,615	558,143	558,143
Grand Total	194,433*	4,246,960*	559,615	5,389,607*	193,102*	4,197,099*	558,143	5,336,943*

* Exclusive of Volunteers, whose strength on { 1st October, 1918, was 8,426 officers, 256,193 other ranks, 263,619 total all ranks.
 † Includes 388,599 Indian troops, not classified according to officers and other ranks, see footnote ||, p 29.

See pages 77-90.

TABLE (iii.)—STRENGTH BY ARMS OF THE EXPEDITIONARY FORCES, INCLUDING OVERSEAS DOMINIONS CONTINGENTS, AND NATIVES, AS AT THE DATES SHOWN AT THE HEADING OF EACH THEATRE OR GARRISON.

Strength by Arms
for all Contingents
in all Theatres.

Definitions.

Non-Effective Strength.—Include patients in hospitals and convalescent depôts and temporary sick.

Fighting Strength.—Include Staffs (other than Base Depôt Staffs), Army Corps Schools, Cavalry, Artillery, Engineers and Tunnellers, Infantry (including Pioneer and Garrison Battalions and Light Trench Mortar Batteries), Cyclists, Machine-gun Corps and Tank Corps.

Ration Strength.—Based on Effective and Non-effective Strengths.

ARMY OF THE RHINE.

Strength Return as at 1st March, 1920.

	British Establishment.		British														
	Officers.	Other ranks.	Officers.					Other ranks.									
			Regulars.	Who have volunteered.	Retained against their will, other than volunteers.	Total strength (officers)	Volunteers included in col 2 who now desire to be demobilized.	Regulars.	Re-enlisted serving soldiers under A.O. 124 of 1919.	Re-enlisted ex-soldiers under A.O. 155 of 1919.	Ex-soldiers and others enlisted for short periods of 1 year or less.	Extended for 1 or more years.	Volunteers who would otherwise have been demobilized.	Demobilizable.	Total strength (other ranks)		
<i>Fighting Arms.</i>																	
1. Staff.. .. .	134	863	15	16	..	31	..	1	3	16	192	212
2. Schools	5	19	..	24	..	19	4	34	20	78
3. Cavalry	23	493	25	2	..	27	1	384	51	11	8	..	454
4. Cyclists
5. R.A.—																	
R.H. and R.F.A.	61	1,778	35	2	..	37	..	177	21	2	53	316	509	
R.G.A.	7	280	20	13	1	34	..	55	7	4	58	187	311	
6. R.E.—																	
Field and Fortress	37	1,181	4	9	1	14	1	35	2	..	26	268	331	
Signals	40	1,224	5	45	..	50	20	40	21	29	85	148	302	625	
Field and Signals
Transportation	19	136	2	51	..	53	..	15	2	1	..	27	76	44	129	294	
Other R.E.	7	15	..	22	..	37	7	4	123	58	229	
7. Infantry	639	18,170	40	323	8	371	2	141	1	1	1	20	112	429	5,470	6,174	

8. M.G.C.—																															
Infantry	1	21	..	22	..	7	1	421	429															
Cavalry													
Motors													
9. Tanks	24	174	..	1	..	1	..	16	27	..	36	79															
Total fighting arms	984	23,799	159	517	10	686	24	927	76	42	84	317	940	7,899	9,785																
<i>Non-fighting Arms</i>																															
10. Labour	28	1,184	..	19	..	19	..	23	2	111	245	969	1,850																
11. Labour (coloured)												
12. R.A.S.C.—																															
M.T.	34	1,120	} 12	125	8	145	..	66	11	12	124	76	342	840	1,471																
H.T. and Supply	50	1,266																													
Remounts	4	304																													
13. R.A.M.C.	141	1,877	14	65	9	88	1	90	5	6	56	65	115	511	848																
14. R.A.O.C.	20	664	16	18	..	34	..	77	22	21	91	472	683																
45. F.A.V.C.	12	212	4	4	..	8	..	28	3	75	6	112																
16. R.A.P.C.	16	160	3	2	6	11	..	7	24	12	9	..	27	32	111																
17. M.P.	20	600	2	14	..	16	..	71	..	96	..	1	..	599	767																
18. Miscellaneous	7	101	27	8	86	23	24	95	664	877																
Total non-fighting arms	332	6,988	51	247	23	321	1	613	243	229	364	334	1,200	4,698	7,679																
Total effective strength	1,316	30,787	210	764	33	1,007	25	1,540	319	271	448	651	2,140	12,095	17,464																
19. Non-effectives																
Total effective and non-effective strengths.	210	764	33	1,007	25	1,540	319	271	448	651	2,140	12,095	17,464																
Grand total ration strength	1,007	17,464																

Other Royal Artillery included in Royal Horse and Royal Field Artillery.
Royal Marine Artillery included in Royal Garrison Artillery.
Infantry includes Pioneer Battalions, Garrison Battalions and Light Trench Mortar Batteries.

Grand total ration strength is the total of Effectives and Non-effectives

NOTE.—The British non-effectives are included with the effectives above.

PLEBISCITE AREA AND DANZIG.
Strength Return as at 1st March, 1920.

	British Establishment.		British.												
	Officers.	Other ranks.	Officers.					Other ranks.							
			Regulars	Who have volunteered.	Retained against their will, other than volunteers	Total strength (officers).	Volunteers included in col. 2 who now desire to be demobilized.	Regulars.	Re-enlisted serving soldiers under A.O. 124 of 1919.	Re-enlisted ex-soldiers under A.O. 155 of 1919.	Ex-soldiers and others enlisted for short periods of 1 year or less.	Volunteers who would otherwise have been demobilized.	Demobilizable.	Total strengths (other ranks).	
<i>Fighting Arms.</i>															
1. Staff
2. Schools
3. Cavalry
4. Cyclists
5. R.A.—															
R.H. and R.F.A.
R.G.A.
6. R.E.—															
Field and Fortress Signals
Field and Signals
Transportation
Other R.E.
7. Infantry
8. M.G.C.—															
Infantry
Cavalry
Motors
9. Tanks
Total fighting arms
			62	15	..	67	1	785	210	169	37	15	25	1,241	
<i>Non-fighting Arms.</i>															
10. Labour
11. Labour (coloured)
			1	2	3	..

Strength by Arms for all Contingents in all Theatres.

(9348)	12.	R.A.S.C.—																		
		M.T.
		H.T. and Supply
		Remounts
	13.	R.A.M.C.
	14.	R.A.O.C.
	15.	R.A.V.C.
	16.	R.A.P.C.
	17.	Military Police
	18.	Miscellaneous
		Total non-fighting arms
		Total effective strength
	19.	Non-effectives
		Total effective and non-effective strengths
		Grand total ration strength

Other Royal Artillery included in Royal Horse and Royal Field Artillery.
 Royal Marine Artillery included in Royal Garrison Artillery
 Infantry includes Pioneer Battalions, Garrison Battalions and Light Trench Mortar Batteries
 Grand total ration strength is the total of Effectives and Non-effectives

NOTE.—The British non-effectives are included with the effectives above.

Strength by Arms
 for all Contingents
 in all Theatres.

FRANCE AND FLANDERS.

Strength Return as at 1st March, 1920.

	British Establishment.		British.											Indian Contingent.		Others.*		Total.		Total all ranks			
	Officers.	Other ranks.	Officers.					Other ranks.						British.	Indian.	Officers.	Other ranks.	Officers	Other ranks.				
			Regulars.	Who have volunteered.	Retained against their will, other than volunteers.	Total strength (officers).	Volunteers included in col. 2 who now desire to be demobilized.	Regulars	Re-enlisted serving soldiers under A.O. 124 of 1919.	Re-enlisted ex-soldiers under A.O. 155 of 1919	Ex-soldiers and others enlisted for short periods of 1 year or less.	Volunteers who would otherwise have been demobilized.	Demobilizable.								Total strengths (other ranks).	Officers.	Other ranks.
<i>Fighting Arms.</i>																							
1. Staff	57	60	..	117	4	13	18	2	61	132	79	211
2. Schools
3. Cavalry	1	15	..	16	6	1	16	22	38
4. Cyclists
5. R.A.—																							
R.H. and R.F.A.	15	58	..	73	4	19	4	37	6	66	73	66	139
R.G.A.	6	21	..	27	..	5	1	18	6	30	27	30	57
6. R.E.—																							
Field and Fortress Signals	10	205	2	217	..	13	438	14	14	479	1	1	2	5	3	485	488
Field and Signals	3	13	9	..	71	26	127	246	217	246	463
Transportation	47	23	11	226	197	396	900	900	900
Other R.E.	74	24	138	2,716	238	35	3,225	3,225	3,225
7. Infantry	28	756	1	785	6	35	5	11	6,592	502	863	8,008	785	8,008	8,793
8. M.G.C.—																							
Infantry	13	8	21	21	21
Cavalry	11	..	11	11	..	11
Motors	1	1	1
9. Tanks	1	..	1	1	1	1	2
Total fighting arms	117	1,127	3	1,247	17	212	61	160	10,049	1,053	1,454	12,999	14	19	4	66	1,265	13,084	14,349
<i>Non-fighting Arms.</i>																							
10. Labour	1	219	..	220	1	113	..	267	9,051	947	2,164	12,543	220	12,542	12,762
11. Labour (coloured)	368	..	368	368

Strength by Arms for all Contingents in all Theatres.

ARMY OF THE BLACK SEA.

Strength Return as at 1st March, 1920.

	British Establishment.		British.											Indian Contingent.		Others.*		Total		Total all ranks.				
	Officers.	Other ranks.	Officers.					Other ranks.						British.	Indian.	Officers.	Other ranks.	Officers.	Other ranks.					
			Regulars.	Who have volunteered.	Retained against their will, other than volunteers.	Total strength (officers).	Volunteers included in column 2 who now desire to be demobilized.	Regulars.	Re-enlisted serving soldiers under A.O. 124 of 1919.	Re-enlisted ex-soldiers under A.O. 155 of 1919.	Ex-soldiers and others enlisted for short periods of 1 year or less.	Volunteers who would otherwise have been demobilized.	Demobilizable.								Total strength (other ranks).			
<i>Fighting Arms.</i>																								
1. Staff.. ..	170	810	88	38	116	242	7	..	4	71	253	71	324	
2. Schools	2	2	9	13	12	13	12	25
3. Cavalry	5	5
4. Cyclists	2	1	..	3	3	2	5
5. R.A.—																								
R.H. and R.F.A.	53	9	3	65	..	263	167	52	12	90	584	1,416	65	2,000	2,065	
R.G.A.	7	2	9	18	..	10	11	13	102	186	18	136	154	
6. R.E.—																								
Field and Fortress	21	1,203	10	6	4	20	..	3	11	8	271	293	1	3	3	59	24	355	379
Signals	22	561	5	4	16	25	..	4	4	25	20	165	218	25	218	243
Field and Signals	15	12	24	51	..	7	4	36	..	464	511	51	511	562
Transportation ..	60	150	1	4	10	15	..	2	19	10	98	129	15	129	144
Other R.E.	5	6	20	31	..	3	..	276	15	1	4	299	31	299	330
7. Infantry	112	3,736	117	63	92	272	..	1414	1,731	473	1	62	1,006	4,737	163	6	176	11,669	611	16,412	17,023	
8. M.G.C.—																								
Infantry	1	3	25	29	..	1	8	..	100	109	29	109	138
Cavalry
Motors
9. Tanks
Total fighting arms	443	7,462	306	150	328	784	4	1707	1,956	801	130	128	2,313	7,035	171	9	183	13,215	1,138	20,259	21,397	

<i>Non-fighting Arms.</i>																								
10. Labour	2	18	20	17	14	142	173	20	173	193	
11. Labour (coloured)..	
12. R.A.S.C.—	5425	5,425	5,425	
M.T.	2	54	11	67	..	41	77	..	29	76	137	360	67	360	427
H.T. and Supply	12	47	19	78	..	33	53	..	43	59	164	352	78	1,648	1,726
Remounts	1	5	6	7	19	307	989	78	1,648
13. R.A.M.O.	62	207	30	30	40	100	..	5	84	..	10	17	291	407	18	19	19
14. R.A.O.C.	9	328	11	25	9	45	..	18	22	..	19	24	129	212	132	561	693
15. R.A.V.C.	9	122	2	7	..	9	..	2	17	15	27	61	45	212	267
16. R.A.P.C.	3	1	13	17	..	13	10	..	29	7	30	89	5	9	61	70
17. Military Police ..	1	25	5	5	..	3	13	22	94	116
18. Miscellaneous	1	21	14	36	..	3	3	1	7	36	13	43
Total non-fighting arms ..	94	1,414	61	187	124	372	..	121	249	..	174	218	931	1,693	23	..	4	14	462	..	6414	409	8,573	8,982
Total effective strength ..	537	8,876	367	337	452	1,156	4	1828	2,205	801	304	346	3,244	8,728	194	..	13	197	13,677	..	6414	1,547	28,932	30,379
19. Non-effectives	1	906	..	84	1	990	991
Total effective and non-effective strengths.	367	337	452	1,156	4	1828	2,205	801	304	346	3,244	8,728	194	..	13	198	14,583	..	6498	1,548	29,822	31,370
Grand total ration strength	1,156	8,728	194	..	13	198	14,583	..	6498	1,548	29,822	31,370†

Other Royal Artillery included in Royal Horse and Royal Field Artillery.
 Royal Marine Artillery included in Royal Garrison Artillery.
 Infantry includes Pioneer Battalions, Garrison Battalions and Light Trench Mortar Batteries.
 Coloured labour and followers under "Others."

Grand total ration strength is the total of Effectives and Non-effectives.

NOTE.—The British non-effectives (71 officers and 473 other ranks) are included with the effectives above.

* Others includes—	Officers.	Other ranks.
Mulleers	523
Native Labour	5,425
Other Natives with R.A.S.C.	466
Total	6,414

† Exclusive of Indian followers, 1,808.

EGYPT.

Strength Return as at 1st March, 1920. Indian Contingent and Others at 21st February, 1920.

	British Establishment.		British.											Indian Contingent.				Others *		Total.		Total all ranks.								
	Officers.	Other ranks.	Officers.						Other ranks.					British.		Indian.		Officers.	Other ranks.	Officers.	Other ranks.									
			Regulars.	Who have volunteered.	Retained against their will, other than volunteers	Total strength (officers).	Volunteers included in col. 2 who now desire to be demobilized.	Regulars.	Re-enlisted serving soldiers under A.O. 124 of 1919.	Re-enlisted ex-soldiers under A.O. 155 of 1919.	Ex-soldiers and others enlisted for short periods of 1 year or less.	Extended for 1 or more years.	Volunteers who would otherwise have been demobilized.	Demobilizable.	Total strengths (other ranks).	Officers.	Other ranks.						Officers.	Other ranks.						
<i>Fighting Arms.</i>																														
1. Staff	7	34	1	19	..	20	..	17	3	..	2	1	23	36	39	21	354	7	8	84	424	508						
2. School	5	1	..	4	9	19	11	4	8	145	19	168	187						
3. Cavalry	127	2,925	71	48	6	125	3	1,776	..	543	2	2	..	11	926	3,260	132	..	181	6,506	438	9,766	10,204					
4. Cyclists	1	..	1	7	7	1	7	8						
5. R.A.—																														
R.H. and R.F.A.	84	1,982	168	93	4	265	11	1,355	561	2	78	562	2,558	21	7	8	1,955	294	4,520	4,814						
R.G.A.	11	279						310	33	9	300	652	652	652		
6. R.E.—																														
Field and Fortress Signals	42	1,111	83	79	20	182	8	75	80	..	258	..	25	150	588	40	15	37	1,785	259	2,338	2,597						
Field and Signals	20	523	68	226	7	25	434	760	14	24	27	184	41	968	1,009						
Transportation	10	4	14	1	41	59	..	55	..	15	640	710	14	710	724						
Other R.E.	28	3	..	160	..	80	142	413	5	39	9	656	14	1,108	1,122						
7. Infantry	406	12,656	310	783	27	1,120	120	2,571	4,920	25	521	5,877	13,914	322	4	498	24,074	1,940	37,992	39,932						
8. M.G.C.—																														
Infantry	24	582	4	51	1	56	5	4	3	20	960	987	56	987	1,043						
Cavalry	2	65	67	67	67
Motors	3	2	197	202	202
9. Tanks	6	..	6	6	..	6						
Total fighting arms	721	20,092	637	1,090	62	1,789	148	6,523	6,428	29	1,000	7	273	10,170	24,160	581	132	789	35,609	7	8	3,166	59,909	63,075						

<i>Non-fighting Arms</i>																								
10. Labour [†]	1	125	..	126	2	3	43	81	127	126	127	253	
11. Labour (coloured)	14,639	14,639	14,639	
12. R A S C—																								
M T. ..	38	776						30	131	..	102	..	25	1,021	1,207	..	15	272	1,222	1,494	
H T and Supply	22	276	47	224	1	272	27	175	288	160	1,069	1,794	16	34	50	3,626	9	2,406	75	7,860	7,935
Remounts ..	18	240						14	15	18	197	244	1	245	245
13. R A.M.C. ..	167	647	79	112	13	204	5	370	3	..	106	..	47	622	1,042	120	110	148	311	472	1,463	1,935
14. R A O C. ..	22	1,704	25	30	6	61	..	332	91	88	304	921	..	4	61	925	986
15. R A V C. ..	29	58	12	31	..	43	2	33	154	..	3	..	9	70	266	9	23	2	59	54	348	402
16. R A P C. ..	22	140	4	10	..	14	3	23	7	85	118	6	17	58	16	73	151	229
17. Military Police ..	10	140	..	1	..	1	..	74	95	91	260	16	980	17	1,240	1,257
18. Miscellaneous	9	..	9	..	3	4	4	11	20	4	92	3,949	19	8,430	140	12,394	12,534
Total non-fighting arms	328	3,981	168	542	20	730	39	1,057	689	..	211	..	489	3,544	5,990	171	207	350	7,962	44	26,455	1,295	40,614	41,909
Total effective strength	1,049	24,073	805	1,632	82	2,519	187	7,310	7,117	29	1,211	7	762	13,714	30,150	752	339	1,139	43,571	51	26,463	4,461	100,523	104,984
19 Non-effectives	7	2,332	..	30	7	2,362	2,369
Total effective and non-effectives strengths.	805	1,632	82	2,519	187	7,310	7,117	29	1,211	7	762	13,714	30,150	752	339	1,146	45,903	51	26,493	4,468	102,885	107,353
Grand total ration strength.	2,519	30,150	752	339	1,146	45,903	51	26,493	4,468	102,885	107,353 [†]

Other Royal Artillery included in Royal Horse and Royal Field Artillery.
 Royal Marine Artillery included in Royal Garrison Artillery
 Infantry includes Pioneer Battalions, Garrison Battalions and Light Trench Mortar Batteries.
 Coloured labour and followers under "Others."

Grand total ration strength is the total of Effectives and Non-effectives.

NOTE.—The British non-effectives (118 officers and 2,242 other ranks) are included with the effectives above.

* Others includes—	Officers	Other ranks.
Australians with G H Q. ..	7	8
Natives with Camel Transport Corps ..	9	2,406
" " Egyptian Labour Corps ..	—	9,280
Egyptian Military Police (natives) ..	16	980
Natives (Casual Labour) ..	—	5,359
Natives employed under War Establishment ..	19	8,064
Egyptian followers ..	—	366
Total ..	51	26,463

† Exclusive of Indian followers, 9,181.

MESOPOTAMIA.

Strength Return as at 1st March, 1920.

	British Establishment.		British.												Indian Contingent.		Others.*		Total.		Total all ranks.				
	Officers.	Other ranks.	Officers.						Other-ranks.						British.†	Indian.	Officers.	Other ranks.	Officers.	Other ranks.					
			Regulars.	Who have volunteered.	Retained against their will, other than volunteers.	Total strength (officers).	Volunteers included in col 2 who now desire to be demobilized.	Regulars.	Re-enlisted serving soldiers under A.O. 124 of 1919.	Re-enlisted ex-soldiers under A.O. 155 of 1919.	Ex-soldiers and others enlisted for short periods of 1 year or less.	Volunteers who would otherwise have been demobilized.	Demobilizable.	Total strength (other ranks).								Officers.	Other ranks.	Officers.	Other ranks.
<i>Fighting Arms.</i>																									
1. Staff	22	17	7	46	1	4	599	50	599	649		
2. Schools		
3. Cavalry	54	1,194	30	5	11	46	..	389	101	2	1	4	497	..	89	3,155	..	321	135	3,973	4,108		
4. Cyclists		
5. R.A.—																									
R.H. and R.F.A. ..	72	1,745	87	4	2	93	..	648	276	170	42	1	1,137	..	41	4,767	134	5,904	6,038		
R.G.A.	6	224	0	1	..	10	..	132	12	102	4	..	250	..	1	228	11	478	489		
6. R.E.—																									
Field and Fortress Signals	7	134	14	7	3	24	..	17	1	18	..	77	3,630	101	3,648	3,749		
Field and Signals ..			10	2	3	15	..	2	106	1	4	17	188	15	183	203	
Transportation			86	75	114	275	356	12	81	449	279	557	836
Other R.E.			15	6	..	20	12	3	24	39	20	39	59
7. Infantry	224	8,024	184	62	55	301	..	1,324	3,759	349	90	19	95	5,626	..	472	26,745	51	1,445	824	33,816	34,640			
8. M.G.C.—																									
Infantry	7	1	18	26	4	60	2	16	78	..	3	406	29	484	513		
Cavalry	2	1	..	3	..	22	4	26	85	3	111	114		
Motors	6	1	13	20	..	156	3	5	164	5	20	169	189		
9. Tanks		
Arms not stated (Mesopotamia).																									
Total fighting arms	363	11,321	472	181	226	879	7	3,282	4,150	621	92	90	237	8,472	807	1,686	691	39,728	51	1,766	2,428	51,652	54,080		
<i>Non-fighting Arms.</i>																									
10. Labour		
11. Labour (coloured)	142	388	..	14,721	142	15,109	15,251		

Strength by Arms
for all Contingents
in all Theatres.

52

INDIA.

Strength Return as at 1st March, 1920.

	British Establishment.		British.														
	Officers.	Other ranks.	Officers.					Other ranks.									
			Regulars.	Who have volunteered.	Retained against their will, other than volunteers.	Total strength (officers).	Volunteers included in column 2 who now desire to be demobilized.	Regulars.	Re-enlisted serving soldiers under A.O. 124 of 1919.	Re-enlisted ex-soldiers under A.O. 155 of 1919.	Ex-soldiers and others enlisted for short periods of 1 year or less.	Volunteers who would otherwise have been demobilized.	Demobilizable.	Total strength (other ranks).			
<i>Fighting Arms.</i>																	
1. Staff	94
2. Schools
3. Cavalry	216	4,776	129	2,24
4. Cyclists
5. R.A.—																	
R.H. and R.F.A.	446	16,956	243	4,92
R.G.A.	157	4,168	115	2,454
6. R.E.—																	
Field and Fortress Signals	168	235
Field and Signals	92	225
Field and Signals	16	317
Transportation
Other R.E.
7. Infantry	1,260	45,135	1,069	33,909
8. M.G.C.—																	
Infantry	145	3,310	44	1,580
Cavalry	23	412
Motor	45	160
9. Tanks
Total fighting arms.	2,240	74,662	2,022	46,145
<i>Non-fighting Arms.</i>																	
10. Labour
11. Labour (coloured)
12. R.A.S.C.—																	
M.T.	225	2,800
H.T. and Supply Remounts	41*	559
13. R.A.M.C.	333	454	421
14. R.A.O.C.	592	34	87
15. R.A.V.C.	95	89	1
16. R.A.P.C.
17. Military Police
18. Miscellaneous
Total non-fighting arms.	653	3,392	618	80	1,068
Total effective strength.	2,893	78,054	2,640	47,213
19. Non-effectives
Total effective and non-effective strengths.	2,640	47,213
Grand total ration strength.	2,640†	47,213†

Other Royal Artillery included in Royal Horse and Royal Field Artillery.
Royal Marine Artillery included in Royal Garrison Artillery.
Infantry includes Pioneer Battalions, Garrison Battalions and Light Trench Mortar Batteries.
Coloured labour and followers under "Others."

Grand total ration strength is the total of Effectives and Non-effectives.

* Includes all trades, Royal Army Service Corps.

† Details of classification not forthcoming.

ITALY.

Strength Return as at 1st March, 1920.

	Establishment.		British.												
	Officers.	Other ranks.	Officers.					Other ranks.							
			Regulars.	Who have volunteered.	Retained against their will, other than volunteers.	Total strength (officers).	Volunteers included in column 2 who now desire to be demobilized.	Regulars.	Re-enlisted serving soldiers under A.O. 124 of 1919.	Re-enlisted ex-soldiers under A.O. 155 of 1919.	Ex-soldiers and others enlisted for short period of 1 year or less.	Volunteers who would otherwise have been demobilized.	Demobilizable.	Total strength (other ranks).	
<i>Fighting Arms.</i>															
1. Staff	3	3
2. Schools
3. Cavalry	2	4
4. Cyclists	2	..	1
5. R.A.—															
R.H. and R.F.A.	1	2	..	3	7	1	8	
R.G.A.	1	3	..	4	3	3	6	
6. R.E.—															
Field and Fortress	1	7	..	8	..	14	75	5	1	95	
Signals	1	9	17	27	
Field and Signals	
Transportation	3	5	..	2	19	39	68	
Other R.E.	1	..	1	12	..	12	
7. Infantry	1	25	3	29	4	14	1	49	533	597	
8. M.G.C.—															
Infantry	1	..	1	..	1	1	2	4	
Cavalry	
Motors	
9. Tanks	1	..	1	
Total fighting arms.	7	39	3	49	4	35	5	..	78	108	597	823	
<i>Non-fighting Arms.</i>															
10. Labour	2	..	2	2	4	14	20	
11. Labour (coloured)	
12. R.A.S.C.—															
M.T.	1	22	126	149	
H.T. and Supply	1	12	..	13	..	9	..	10	24	39	63	145	
Remounts	
13. R.A.M.C.	1	6	1	8	..	4	19	42	65	
14. R.A.O.C.	4	..	4	..	9	22	3	100	134	
15. R.A.V.C.	
16. R.A.P.C.	1	3	..	4	..	1	1	1	14	17	
17. Military Police	3	7	14	24	
18. Miscellaneous	22	1	23	16	12	..	28	
Total non-fighting arms.	3	49	2	54	..	26	1	10	65	107	373	582	
Total effective strength.	10	88	5	103	4	61	6	10	143	215	970	1,405	
19. Non-effectives	
Total effective and non-effective strengths.	10	88	5	103	4	61	6	10	143	215	970	1,405	
Grand total ration strength.	103	1,405	

Other Royal Artillery included in Royal Horse and Royal Field Artillery.

Royal Marine Artillery included in Royal Garrison Artillery.

Infantry includes Pioneer Battalions, Garrison Battalions and Light Trench Mortar Batteries.

Coloured labour and followers under "Others"

Grand total ration strength is the total of Effectives and Non-effectives.

NOTE.—The non-effectives (1 officer and 26 other ranks) are included with the effectives above.

MURMANSK.*

Cabled Strength Return made up to 3rd September, 1919.

	British War Establishment.		British.										
	Officers.	Other ranks.	Officers.					Other ranks.				Total other ranks.	
			Regulars.	Retainable.	Retained for machinery of Demobilization.	Demobilizable.	Classification not yet reported.	Total officers.	Regulars and re-enlistments.	Retainable.	Retained for machinery of Demobilization.		Demobilizable.
<i>Fighting Arms.</i>													
1. H.Q. Armies
2. H.Q. Corps
3. H.Q. Bases
4. H.Q. Divisions
5. Army Corps Schools
6. Cavalry
7. R.H. and R.F.A.	206	206
8. R.G.A.
9. R.E.	403	403
10. Infantry	1,406	1,406
11. Cyclists
12. M.G.C.	485	485
13. Tanks
Total fighting arms	2,500	2,500
<i>Non-fighting Arms.</i>													
14. R.A.S.C.	479	479
15. R.A.M.C.	314	314
16. R.A.V.C.	17	17
17. R.A.O.C.	170	170
18. R.A.P.C.	9	9
19. Transportation	14	14
20. Military Police
21. Labour	9	9
22. Labour (coloured)
23. N.C.C.
24. Miscellaneous	65	65	55	55
Total non-fighting arms	65	65	1,067	1,067
Total effective strength	65	65	3,567	3,567
25. Q.M.A.A.C.
26. Enemy Prisoners of War..	250	250
27. Non-effectives	44	44
Total effective and non-effective strengths.	109	109	3,817	3,817
Grand total ration strength	109	3,817

- 7. Includes other Royal Artillery.
- 8. " Royal Marine Artillery.
- 10. " Pioneer Battalions, Garrison Battalions and Light Trench Mortar Batteries.
- 21. " White labour only.
- 22. " Coloured labour and followers under "Others."

Grand total ration strength is the total of Effectives and Non-effectives, and Q.M.A.A.C. and Enemy Prisoners of War.

* The evacuation of the above forces was completed on 12th October, 1919.

ARCHANGEL.*

Cabled Strength Return made up to 2nd August, 1919.

	British War Establish-ment.		British.											
	Officers.	Other ranks.	Officers.					Other ranks.					Total other ranks.	
			Regu-lars.	Retain-able.	Retained for machinery of Demobilization.	Demobilizable.	Classification not yet reported.	Total officers.	Regu-lars and re-enlistments.	Retain-able.	Retained for machinery of Demobilization.	Demobilizable.		Classification not yet reported.
<i>Fighting Arms.</i>														
1. H.Q. Armies	80	148	107	107
2. H.Q. Corps
3. H.Q. Bases
4. H.Q. Divisions
5. Army Corps Schools ..	115	205	114	114	183	183
6. Cavalry
7. R.H. and R.F.A.	15	559	86	86	107	107
8. R.G.A.
9. R.E.	109	1,187	116	116	943	943
10. Infantry	296	8,486	375	375	6,048	6,048
11. Cyclists
12. M.G.C.	112	1,710	76	76	1,096	1,096
13. Tanks
Total fighting arms ..	727	12,295	874	874	8,377	8,377
<i>Non-fighting Arms.</i>														
14. R.A.S.C.	60	755	66	66	625	625
15. R.A.M.C.	83	1,000	93	93	683	683
16. R.A.V.C.	6	23	8	8	18	18
17. R.A.O.C.	25	222	44	44	245	245
18. R.A.P.C.	6	5	5
19. Transportation
20. Military Police
21. Labour
22. Labour (coloured)
23. N.C.C.
24. Miscellaneous	35	35	220	220
Total non-fighting arms..	174	2,006	246	246	1,796	1,796
Total effective strength..	901	14,301	1,120	1,120	10,173	10,173
25. Q.M.A.A.C.
26. Enemy Prisoners of War
27. Non-effectives	12	12
Total effective and non-effectives strengths.	901	14,301	1,132	1,132	10,173	10,173
Grand total ration strength	1,132	10,173
Vladivostock British Military Mission.	249	249	362	362

7. Includes other Royal Artillery.

8. " Royal Marine Artillery.

10. " Pioneer Battalions, Garrison Battalions and Light Trench Mortar Batteries.

21. " White labour only.

22. " Coloured labour and followers under " Others."

Grand total ration strength is the total of Effectives and Non-effectives and Q.M.A.A.C. and Enemy Prisoners of War.

* The evacuation of the above forces was completed on 27th September, 1919.

OTHER GARRISONS.

Strength Return as at 1st March, 1920.

	British Establishment.		British											Indian Contingent.		Others *		Total.		Total, all ranks.				
	Officers.	Other ranks.	Officers.					Other ranks.						British.	Indian.	Officers.	Other ranks.	Officers.	Other ranks.					
			Regulars.	Who have volunteered.	Retained against their will, other than volunteers.	Total strength (officers).	Volunteers included in col. 2 who now desire to be demobilized.	Regulars.	Re-enlisted serving soldiers under A.O. 124 of 1919.	Re-enlisted ex-soldiers under A.O. 155 of 1919.	Ex-soldiers and others enlisted for short periods of 1 year or less.	Extended for 1 or more years.	Volunteers who would otherwise have been demobilized.								Demobilizable.	Total strength (other ranks).	Officers.	Other ranks.
<i>Fighting Arms.</i>																								
1. Staff	61	8	31	2	..	33	..	2	33	2	35		
2. Schools	2	55	1	1	..	14	1	14	15		
3. Cavalry		
4. Cyclists		
5. R.A.—		
R.H. and R.F.A.		
R.G.A.	116	1,719	142	8	..	150	3	777	192	128	5	..	55	231	1,388	50	1,678	200	3,066	3,266
6 R.E.—	
Field and Fortress Signals	84	2	1	37	..	280	255	49	4	2	590	129	37	719	756
Field and Signals Transportation ..	44	659
Other R.E.	17	2	..	19	..	143	2	2	147	19	147	166
7. Infantry	203	6,328	160	5	5	170	1	1,703	2,849	501	8	..	3	83	5,147	29	..	39	2,124	98	2,502	336	9,773	10,109
8. M G C.—
Infantry
Cavalry
Motors
9. Tanks
Total fighting arms ..	426	8,769	385	19	6	410	4	2,919	3,296	678	13	..	64	318	7,288	29	..	39	2,124	148	4,309	626	13,721	14,347
<i>Non-fighting Arms.</i>																								
10. Labour
11. Labour (coloured)
12. R.A.S.C.—
M.T.	50	876	13	1	..	14	..	31	40	1	1	..	1	..	64	14	64	78
H.T. and Supply	17	4	..	21	..	151	52	50	2	2	238	..	1	..	50	21	295	316
Remounts

Strength by Arms for all Contingents in all Theatres.

(8766)	13. R.A.M.C. ..	49	277	57	6	..	63	1	97	112	11	3	..	7	12	242	28	63	270	333
	14 R.A.O.C. ..	38	223	18	6	2	26	..	165	2	5	6	178	26	178	204
	15. R.A.V.C. ..	3	2	17	3	3	23	..	29	21	16	2	68	23	68	91
	16. R.A.P.C. ..	16	50	1	..	1	1	1
	17 Military Police	45	36	12	48	48	48
	18. Miscellaneous ..	19	..	11	1	..	12	..	16	3	..	19	12	19	31
	Total non-fighting arms	175	973	133	21	5	159	1	515	239	42	4	1	35	22	858	..	1	..	56	..	28	159	943	1,102
	Total effective strength	601	9,742	518	40	11	569	5	3,434	3,535	720	17	1	99	340	8,146	29	1	39	2,180	148	4,337	785	14,664	15,449
	19. Non-effectives
	Total effective and non-effective strengths.	518	40	11	569	5	3,434	3,535	720	17	1	99	340	8,146	29	1	39	2,180	148	4,337	785	14,664	15,449
	Grand total ration strength.	569	8,146	29	1	39	2,180	148	4,337	785	14,664	15,449
	South Russia Military Mission	235	1,052	285	1,052	1,337
	Siberia Military Mission	47	56	47	56	103

Other Royal Artillery included in Royal Horse and Royal Field Artillery.
 Royal Marine Artillery included in Royal Garrison Artillery.
 Infantry includes Pioneer Battalions, Garrison Battalions and Light Trench Mortar Batteries.

Grand total ration strength is the total of Effectives and Non-effectives.

NOTE.—The non-effectives (11 officers and 129 other ranks) are included with the effectives above.

* Others includes—	Officers	Other ranks.
Malta Artillery	34	642
Other Colonial Artillery	16	1,036
Colonial Engineers	—	129
West India Regiment	40	906
West African Regiment	54	1,477
R.A.M.C. (Natives)	—	28
B.W.I.	4	119
Total	148	4,337

SUMMARY OF STRENGTH, ALL CONTINGENTS BY ARMS.

Summary of
Strength, all
Contingents,
by Arms.

	British Establishment.		British.														Indian Contingent.				Others.*		Total.		Total all ranks.
	Officers.	Other ranks.	Officers.						Other ranks.								British.		Indian.		Officers.	Other ranks.	Officers.	Other ranks.	
			Regulars.	Who have volunteered.	Retained against their will other than volunteers.	Total strength (officers).	Volunteers included in col. 2 who now desire to be demobilized.	Regulars.	Re-enlisted serving soldiers under A.O. 124 of 1919.	Re-enlisted ex-soldiers under A.O. 155 of 1919.	Ex-soldiers and others enlisted for short periods of 1 year or less.	Extended for 1 or more years.	Volunteers who would otherwise have been demobilized.	Demobilizable.	Total strength (other ranks).	Officers.	Other ranks.	Officers.	Other ranks.						
<i>Fighting Arms.</i>																									
1. Staff	373	1,218	217	152	123	586	5	20	3	3	18	193	237	56	57	31	1,085	7	8	680	1,887	2,067	
2. Schools	2	55	8	21	9	38	..	38	1	..	1	4	88	41	133	11	4	8	145	57	272	329	
3. Cavalry	420	9,388	127	70	17	343	4	2,557	695	13	8	..	30	939	6,483	136	3	279	9,783	1	341	769	16,610	17,369	
4. Cyclists	2	2	..	4	1	9	10	4	10	14	
5. R.A.—																									
R.H. and R.F.A.	721	23,463	362	170	9	784	15	2,527	1,005	224	26	2	229	976	9,918	21	7	49	8,138	854	18,063	18,917	
R.G.A.	305	6,865	202	50	10	377	3	1,347	345	230	25	10	4	829	5,338	2	366	50	1,678	429	7,442	7,871	
6. R.E.—																									
Field and Fortress	144	4,154	146	110	29	453	9	437	336	49	784	..	82	706	2,629	45	21	124	5,600	..	129	622	8,379	9,001	
Signals	105	2,759	30	259	21	402	25	801	261	29	121	92	228	1,073	2,340	14	24	27	230	443	2,654	3,037	
Field and Signals	15	12	24	51	4	7	4	..	36	464	511	51	511	562	
Transportation ..	79	286	89	140	128	357	1	465	93	12	337	76	297	1,283	2,563	4	108	361	2,671	3,032	
Other R.E.	49	81	21	101	1	321	29	415	2,900	4	461	4,398	268	5	39	9	656	115	5,093	5,208	
7. Infantry	2,872	95,052	911	2,027	191	4,198	135	8,115	13,904	1,612	7,233	112	1,070	13,928	79,863	538	12	1,232	67,080	150	3,949	6,118	150,924	157,042	
8. M.G.C.—																									
Infantry	13	77	44	178	9	73	3	..	8	..	37	1,507	3,208	3	406	181	3,614	3,795	
Cavalry	169	3,892	2	12	..	37	..	22	2	69	505	85	37	590	627	
Motors	6	1	13	65	..	159	6	202	527	5	65	532	597	
9. Tanks	24	174	..	8	..	8	..	16	2	36	81	8	81	89	
Arms not stated (Mesopotamia).	807	1,686	807	1,686	2,493	
Total fighting arms	5,214	147,806	2,179	3,142	639	7,982	211	16,405	16,676	2,584	11,483	324	2,674	22,523	118,814	1,633	1,853	1,763	93,687	208	6,105	11,591	220,459	232,050	
<i>Non-fighting Arms.</i>																									
10. Labour	28	1,184	2	367	18	387	3	139	..	267	9,072	111	1,254	3,372	14,215	337	14,215	14,602	
11. Labour (coloured)	142	838	..	35,153	142	35,641	35,683	
12. R.A.S.C.—																									
M.T.	474	7,993	85	377	52	514	27	281	329	65	955	76	957	3,023	5,636	..	15	514	5,701	6,215	
H.T. and Supply	78	1,621	73	898	80	542	8	720	691	114	514	36	926	2,124	5,584	26	61	132	25,417	9	3,395	709	34,457	35,166	
Remounts	22	544	20	15	..	27	1	100	260	423	5	8	5	882	10	808	818	
13. R.A.M.C. ...	884	2,861	255	325	188	1,222	12	712	365	71	211	65	364	1,606	3,815	157	116	605	1,360	1	33	1,985	5,324	7,309	

(9343)

14. R.A.O.C. ..	116	4,171	85	107	23	249	..	864	115	..	160	21	410	1,353	3,030	..	4	4	1,200	253	4,234	4,487
15. R.A.V.C. ..	169	464	40	50	9	188	2	101	165	..	20	..	186	106	529	9	23	3	88	200	640	840
16. R.A.P.C. ..	90	457	38	37	22	97	3	118	73	12	46	..	86	174	509	12	22	59	179	168	710	878
17. Military Police ..	39	890	2	15	..	17	..	240	26	96	93	1	165	760	1,381	138	16	980	33	2,499	2,532
18. Miscellaneous ..	26	101	20	175	16	211	3	201	11	195	459	24	500	670	2,060	20	4	117	6,251	19	9,309	367	17,624	17,991
Total non-fighting arms	1,926	20,226	600	1,851	358	3,427	58	3,396	1,650	820	11,577	835	4,898	13,448	37,232	229	248	1,067	35,403	45	48,870	4,768	121,753	126,521
Total effective strength	7,140	167,532	2,779	4,993	997	11,409	269	19,801	18,366	3,404	23,060	659	7,572	35,971	156,046	1,862	2,101	2,835	129,090	253	54,975	16,359	342,212	358,571
19. Non-effectives	14	1	86	7,554	6	283	106	7,838	7,944
Military Missions, Russia.	332	1,108	332	1,108	1,440
Total effective and non-effective strengths.	2,779	4,993	997	11,741	269	19,801	18,366	3,404	23,060	659	7,572	35,971	157,154	1,876	2,102	2,921	136,644	259	55,258	16,797	351,153	367,955
Grand total ration strength†	11,741	157,154	1,876	2,102	2,921	136,644	259	55,258	16,797	351,158	367,955†

Other Royal Artillery included in Royal Horse and Royal Field Artillery.
 Royal Marine Artillery included in Royal Garrison Artillery.
 Infantry includes Pioneer Battalions, Garrison Battalions and Light Trench Mortar Batteries.
 Coloured labour and followers under "Others."

Grand total ration strength is the total of Effectives and Non-effectives.

NOTE.—The British non-effectives (262 officers and 4,170 other ranks) are included with the effectives above.

* For details of "Others" see pages for Theatres, &c.

† Exclusive of Indian followers:—

Egypt	9,181
Mesopotamia	74,801
France	1,087
Black Sea	1,808
Aden	1,391
Total	88,268

NOTE.—For dates of returns in this Summary, see preceding pages.

SUMMARY, ALL CONTINGENTS BY THEATRES.

Summary of Strength
of all Contingents in
all Theatres.

	Officers.					Other ranks.					
	British.	Indian Contingent.		Others.	Total officers.	British.	Indian Contingent.		Others.*	Total other ranks.	Total all ranks.
		British.	Indian.				British.	Indian.			
<i>Fighting Arms.</i>											
Army of the Rhine	686	686	9,785	9,785	10,471
Plebiscite Area	67	67	1,241	1,241	1,308
France and Flanders	1,247	14	4	..	1,265	12,999	19	66	..	13,084	14,349
Italy	49	49	823	823	872
Army of the Black Sea	784	171	183	..	1,138	7,035	9	13,215	..	20,259	21,397
Egypt	1,789	581	789	7	3,166	24,160	132	35,609	8	59,909	63,075
Mesopotamia	879	..	691	61	1,621	8,472	..	39,728	1,766	49,966	51,587
Aden	49	31	62	2	144	866	7	2,945	22	3,940	3,984
India	2,022	2,022	46,145	46,145	48,167
Other garrisons	410	29	39	148	626	7,288	..	2,124	4,809	13,721	14,347
Arms not stated (Mesopotamia)	807	807	..	1,686	1,686	2,493
Total fighting arms	7,982	1,633	1,768	208	11,591	118,814	1,853	93,687	6,105	220,459	232,050
<i>Non-fighting Arms.</i>											
Army of the Rhine	321	321	7,679	7,679	8,000
Plebiscite Area	27	27	293	293	320
France and Flanders	707	15	10	..	732	18,010	19	2,777	368	21,174	21,906
Italy	54	54	582	582	636
Army of the Black Sea	372	23	14	..	409	1,693	4	462	6,414	8,573	8,982
Egypt	730	171	350	44	1,295	5,990	207	7,962	26,455	40,614	41,909
Mesopotamia	427	..	669	..	1,096	1,059	..	23,764	14,721	39,544	40,640
Aden	12	20	24	1	57	..	17	382	884	1,283	1,340
India	618	618	1,068	1,068	1,656
Other garrisons	159	159	858	1	56	28	943	1,102
Total non-fighting arms	3,427	229	1,067	45	4,768	37,232	248	35,403	48,870	121,753	126,521
<i>Non-effectives.</i>											
Army of the Rhine
Plebiscite Area
France and Flanders	153	..	153	153
Italy
Army of the Black Sea	1	..	1	906	84	990	991
Egypt	7	..	7	2,332	30	2,362	2,369
Mesopotamia	59	..	59	3,813	146	3,959	4,018
Aden	14	19	6	39	..	1	350	23	374	413
India
Other garrisons
Total non-effectives	14	86	6	106	..	1	7,554	283	7,838	7,944
Military Mission, Russia	332	332	1,108	1,108	1,440
Total effectives (fighting and non-fighting) and non-effectives.	11,741	1,876	2,921	259	16,797	157,154	2,102	136,644	55,258	351,158	367,955†

* For details of "Others" see pages for Theatres, &c.

† Exclusive of Indian followers: Egypt, 9,181; Mesopotamia, 74,801; France, 1,087; Black Sea, 1,808; Aden, 1,391. Total, 88,268.

NOTE.—The British non-effectives (262 officers and 4,170 other ranks) are included in the fighting and non-fighting arms above.

NOTE.—For dates of returns in this Summary, see preceding pages.

STRENGTH OF TROOPS BY ARMS, DARDANELLES.

Month.	Headquarters.		Yeomanry.		R.F.A.		R.G.A.		R.E.		Infantry.		Cyclists		A.S.C.		R.A.M.C.		A.V.C.		A.O.C.		Anzac.		Indian Brigades.		Total.		
	Officers.	Other ranks.	Officers.	Other ranks.	Officers.	Other ranks.	Officers.	Other ranks.	Officers.	Other ranks.	Officers.	Other ranks.	Officers.	Other ranks.	Officers.	Other ranks.	Officers.	Other ranks.	Officers.	Other ranks.	Officers.	Other ranks.	Officers.	Other ranks.	Officers.	Other ranks.	Officers.	Other ranks.	
1915.																													
March*	656	19,317
April*..	4,786	119,691
May*	6,660	149,499
June*	8,058	184,721
July*	8,312	192,874
August*	9,029	208,013
September	57	161	802	11,173	195	3,714	20	527	103	3,280	2,862	75,043	3	141	64	2,641	203	2,190	1	114	13	543	2,009	49,816	66	3,491	6,288	152,834	
October	57	161	802	11,173	195	3,714	4	103	71	2,300	2,810	73,243	3	141	60	2,421	203	2,190	1	114	13	543	1,592	37,636	66	3,491	5,377	137,230	
November	57	161	802	11,173	195	3,714	4	103	68	2,052	2,796	72,302	3	141	18	1,677	130	1,656	1	114	9	215	1,391	28,964	66	3,491	5,540	125,763	
December	57	161	802	11,173	195	3,714	4	103	60	1,955	2,718	69,602	3	141	6	611	50	1,159	1	114	9	215	1,391	28,964	66	3,491	5,359	121,403	
1916.																													
January	57	161	70	1,192	61	1,473	60	1,955	2,346	63,814	3	141	6	611	50	1,159	9	215	625	15,111	3,287	85,832	

* No details available from March to August, 1915.

Strength of the
Expeditionary Forces,
November, 1918.

62

SECTION 2.

ESTIMATED STRENGTH OF THE EXPEDITIONARY FORCES.

TABLE (i).—ESTIMATED STRENGTH OF THE EXPEDITIONARY FORCES, INCLUDING THE UNITS WHICH HAVE COMMENCED TO EMBARK, ACCORDING TO THE LATEST INFORMATION RECEIVED TO 1ST NOVEMBER, 1918.

Expeditionary Force.	Officers.	Other ranks.	Natives, other than troops.	Total, all ranks.
FRANCE.				
British troops	64,172	1,497,198	..	1,561,370
Australian troops	4,630	89,078	..	93,708
New Zealand troops	1,047	24,240	..	25,287
Canadian troops	6,241	147,587	..	153,828
South African troops	211	5,792	..	6,003
South African Native troops	3,008	..	3,008
Indian Contingent—British	118	315	..	433
Indian	31	15,578	..	15,609
Labour units, followers, &c.	107,481	107,481
Total	76,450	1,782,796	107,481	1,966,727
ITALY.				
British troops	3,442	76,841	..	80,283
Labour units	3,347	3,347
Total	3,442	76,841	3,347	83,630
EGYPT.*				
British troops	9,624	166,584	..	176,208
Australian troops	763	16,017	..	16,780
New Zealand troops	177	4,367	..	4,544
South African troops	82	1,173	..	1,255
Indian Contingent—British	1,688	2,567	..	4,255
Indian	2,026	91,449	..	93,475
Egyptian and Native troops	217	9,233	..	9,450
Labour units, followers, &c.	152,279	152,279
Total	14,577*	291,390*	152,279	458,246*
SALONICA.				
British troops	5,341	131,941	..	137,282
Indian troops—British	30	30
Indian	334	15,600	..	15,934
Other native troops	5,461	..	5,461
Labour units, followers, &c.	24,300	24,300
Total	5,705	153,002	24,300	183,007
BRITISH EAST AFRICA.				
British troops	1,582	9,415	..	10,998
South African troops	220	2,470	..	2,690
Indian Troops—British	99	429	..	528
Indian	26	2,652	..	2,678
African native troops	2	16,730	..	16,732
Labour units, followers, &c.	82,044	82,044
Total	1,930	31,696	82,044	115,670

* The following were attached to the Egyptian Expeditionary Force:—

	Officers.	Other ranks.	Total.
French troops	234	7,517	7,751
Italian troops	28	565	593

TABLE (i).—ESTIMATED STRENGTH OF THE EXPEDITIONARY FORCES, INCLUDING THE UNITS WHICH HAVE COMMENCED TO EMBARK, ACCORDING TO THE LATEST INFORMATION RECEIVED TO 1ST NOVEMBER, 1918—*continued*.

Expeditionary Force.	Officers.	Other ranks.	Natives, other than troops.	Total, all ranks.
MESOPOTAMIA.				
British troops	7,309	94,725	..	102,034
Australian troops	11	294	..	305
Indian troops	2,453	117,607	..	120,060
Labour units, followers, &c.	185,739	185,739
Total	9,773	212,626	185,739	408,138
ADEN.				
British troops	202	1,652	..	1,854
Indian troops	121	6,110	..	6,231
Local troops	423	..	423
Labour units, followers, &c.	2,953	2,953
Total	323	8,185	2,953	11,461
Grand total	112,200	2,556,536	558,143	3,226,879
*Strength 1st October, 1918, for comparison	112,318	2,580,031	559,615	3,251,964

* For strength of previous months and for details, see Table (ii).

NOTES.—(i.) The above numbers include hospital patients, but are exclusive of the Portuguese Contingent, nurses, &c.

(ii.) Estimated Strength on the signing of the Armistice, 11th November, 1918.

TABLE (i.)—continued.
SURPLUS AND DEFICIENCY STATEMENT, 1ST NOVEMBER, 1918.

Expeditionary Force, France.	War establishment.	Effective strength.	Surplus.	Deficiency.
(a.) <i>Combatant Troops.</i>				
British	926,983*	896,875	..	30,108
Canadian	101,634	101,962	328	..
Australian	80,993	66,908	..	14,085
New Zealand	18,771	19,069	298	..
South African	4,457	4,046	..	411
Indian contingent—				
British	84	103	19	..
Indian	5,754	10,557	4,803	..
Total	1,138,676	1,099,520	5,448	44,604
(b.) <i>Labour Units.</i>				
British	219,663	200,648	..	19,015
Canadian	4,854	5,926	1,072	..
Australian	1,613	1,555	..	58
New Zealand	595	892	297	..
South African	23	20	..	3
Indian contingent—				
British	25	30	5	..
Indian	3,730	3,156	..	574
Other Natives	101,882	101,432	..	450
Total	332,385	313,659	1,374	20,100

* Establishment of Infantry on the basis of 46 First Line and 4 Second Line Divisions.

Home Establishments.—Deficiency in Home Establishments to replace wastage in all Theatres of War (excluding existing deficiencies abroad) :—

Infantry	25,000
Other arms	56,000

Forces for Home Defence.—Deficiency in Establishment of Home Forces, 43,000.

NOTE.—The figures throughout Table (i) are based on an estimate only. It is probable that the table takes no account of the number of the sick and wounded or of prisoners of war. The correct figures for the distribution of British troops will be found in "General Annual Reports on the British Army," 1913–1919 (Command 1193).

TABLE (ii).—ESTIMATED STRENGTHS OF THE EXPEDITIONARY FORCES (INCLUDING UNITS WHICH HAVE COMMENCED TO EMBARK) BY MONTHS SINCE DECEMBER, 1914.

Main data table with columns for Officers and Other Ranks, and rows for months from Dec 1914 to Dec 1918. Columns include various geographical regions like France, Italy, Mediterranean and Egypt, Salomica, Mediterranean L. of C., British East Africa and Uganda, Mesopotamia, and Aden. Each region has sub-columns for different nationalities and a 'Total' column. The table shows the number of personnel in each category over time.

NOTE.—The above numbers include hospital patients. * Owing to the extensive operations in progress the figures for April, 1918, must be considered as approximate. † Includes the following South African native troops:— For August, 1918 ... 2,241 For September, 1918 ... 2,528 For October, 1918 ... 2,542 For November, 1918 ... 8,008 ‡ Includes the following (other native troops):— For May, 1918 ... 4,747 For June, 1918 ... 5,046 For July, 1918 ... 5,027 For August, 1918 ... 5,228 For September, 1918 ... 5,185 For October, 1918 ... 5,185 For November, 1918 ... 5,181 § Includes Australian and New Zealand troops on Lines of Communication. ¶ Includes the following local troops:— For August, 1918, ... 353 For September, 1918, ... 342 For October, 1918, ... 342 For November, 1918, ... 428

NOTE.—The figures for this table were drawn up from returns which were rendered by the Commanders-in-Chief in the various theatres of war and by Record Officers, for the purpose of regulating the flow of reinforcements; but owing to the fact that during the war there was a vast number and variety of troops always on the move, a return of this kind can only be regarded as approximate to the real numbers. Men were constantly being admitted to and evacuated from hospitals in the war area, and from hospitals at Home to training and other units. Others were constantly en route to and from home and war areas and between stations abroad. These constant movements resulted in vast but varying numbers of men being accounted for in floating residue of personnel which never appeared in any return rendered to the War Office. Such men were not accounted for in the return from their out-going station because they had left and were not taken up in the corresponding return from their incoming station because they had not arrived.

TABLE (iii).—COMPARATIVE STRENGTH AND PERCENTAGES OF THE DIFFERENT ARMS AND BRANCHES OF THE SERVICE IN FRANCE AND OTHER THEATRES.

(8786)

British Troops—Other Ranks only, since September, 1914.

(a.) FRANCE.

Arms and branches.	1st September, 1914.		1st September, 1915.		1st September, 1916.		1st September, 1917.		1st March, 1918.			1st July, 1918.		
	Percentage of arm or branch to total strength.	Percentage of strength of arm or branch to combatant or non-combatant strength, respectively	Percentage of arm or branch to total strength	Percentage of strength of arm or branch to combatant or non-combatant strength, respectively	Percentage of arm or branch to total strength.	Percentage of strength of arm or branch to combatant or non-combatant strength, respectively	Percentage of arm or branch to total strength.	Percentage of strength of arm or branch to combatant or non-combatant strength, respectively	Strength.*	Percentage of arm or branch to total strength.	Percentage of strength of arm or branch to combatant or non-combatant strength, respectively	Strength *	Percentage of arm or branch to total strength.	Percentage of strength of arm or branch to combatant or non-combatant strength, respectively
<i>Combatant.</i>														
Headquarters	11,708	·83	1·22	14,206	1·02	1·53
Cavalry	7·72	9·28	3·20	3·88	2·55	3·02	2·15	2·77	15,755	1·11	1·65	15,262	1·10	1·65
Royal Horse and Royal Field Artillery	15·26	18·27	11·79	14·32	13·09	15·43	10·54	13·56	159,753	11·30	16·67	169,854	12·18	18·30
Royal Garrison Artillery	1·09	1·31	2·25	2·73	3·58	4·24	4·82	6·21	75,982	5·35	7·90	80,592	5·78	8·68
Royal Engineers	4·92	5·91	6·56	7·96	9·20	10·89	9·54	12·28	96,760	6·84	10·11	104,361	7·49	11·24
Royal Flying Corps	·49	·59	·86	·44	·97	1·16	1·49	1·90	31,092	2·20	3·24
Infantry	53·89	64·64	57·56	69·89	52·17	61·74	45·61	53·69	514,637	36·33	53·71	475,640	34·10	51·25
Army Cyclist Corps	·64	·78	·80	·95	·39	·50	4,234	·30	·44	4,853	·34	·52
Machins Gun Corps	2·09	2·43	2·77	3·59	38,412	2·71	4·01	52,272	3·74	5·63
Tank Corps	·04	·04	·39	·50	10,072	·71	1·05	11,150	·80	1·20
Total (Combatant)	83·37	100·00	82·36	100·00	84·49	100·00	77·70	100·00	958,102	67·73	100·00	928,190	66·55	100·00
<i>Non-combatant.</i>														
Army Service Corps	10·55	63·72	11·47	65·04	10·19	65·75	10·02	44·92	127,546	9·01	27·94	135,980	9·75	29·14
Royal Army Medical Corps	5·25	31·86	4·53	25·68	3·37	21·66	4·50	20·20	45,180	3·19	9·90	47,686	3·42	10·22
Army Veterinary Corps	·26	1·53	·99	5·62	1·09	7·01	1·03	4·58	13,379	·95	2·93	13,478	·97	2·89
Army Ordnance Corps	·53	3·15	·60	3·37	·77	4·99	·85	3·33	14,537	1·03	3·18	16,261	1·17	3·48
Army Pay Corps	·04	·24	·05	·29	·04	·26	·03	·15	529	·04	·12	607	·04	·13
Labour Corps	5·83	26·14	194,780	13·77	42·66	192,724	13·81	41·30
Transportation	55,168	3·90	12·09	54,589	3·91	11·70
Miscellaneous	·05	·33	·04	·18	5,391	·38	1·18	5,332	·38	1·14
Total (Non-combatant)	16·63	100·00	17·64	100·00	15·51	100·00	22·30	100·00	456,510	32·27	100·00	466,657	33·45	100·00
Total	100·00	..	100·00	..	100·00	..	100·00	..	1,414,615	100·00	..	1,394,847	100·00	..

* Effective strength only.

65
Comparative strength and percentages of arms and branches. France.

TABLE (iii.) (a.).—FRANCE.—continued.

Arms and branches.	1st August, 1918			1st September, 1918.			1st October, 1918.			1st November, 1918.			11th November, 1918.		
	Strength.*	Percentage of arm or branch to total strength.	Percentage of strength of arm or branch to combatant or non-combatant strength, respectively	Strength.*	Percentage of arm or branch to total strength.	Percentage of strength of arm or branch to combatant or non-combatant strength, respectively	Strength.	Percentage of arm or branch to total strength.	Percentage of strength of arm or branch to combatant or non-combatant strength, respectively	Strength.	Percentage of arm or branch to total strength.	Percentage of strength of arm or branch to combatant or non-combatant strength, respectively	Strength.	Percentage of arm or branch to total strength	Percentage of strength of arm or branch to combatant or non-combatant strength, respectively
<i>Combatant.</i>															
Headquarters	15,090	1·06	1·57	15,431	1·10	1·68	15,404	1·10	1·67	16,168	1·17	1·80	15,929	1·15	1·77
Cavalry	15,087	1·06	1·57	13,644	·98	1·49	13,972	1·00	1·52	14,699	1·06	1·64	13,984	1·01	1·56
Royal Horse and Royal Field Artillery ..	164,707	11·52	17·17	161,269	11·54	17·56	159,769	11·42	17·36	159,750	11·53	17·81	158,002	11·40	17·58
Royal Garrison Artillery	89,003	6·22	9·28	87,075	6·23	9·48	89,129	6·37	9·68	89,275	6·44	9·06	89,711	6·47	9·98
Royal Engineers	107,561	7·53	11·20	107,846	7·72	11·74	110,975	7·93	12·06	108,726	7·85	12·12	105,867	7·71	11·89
Infantry	496,292	34·70	51·72	464,598	33·25	50·59	459,404	32·33	49·90	433,585	31·30	43·34	442,080	31·90	49·20
Army Cyclist Corps	4,790	·34	·50	4,733	·34	·50	4,827	·35	·52	4,670	·34	·52	4,841	·35	·54
Machine Gun Corps	54,285	3·80	5·66	52,030	3·72	5·66	53,362	3·81	5·80	55,491	4·01	6·19	53,634	3·87	5·97
Tank Corps	12,794	·89	1·33	11,723	·84	1·28	13,762	·98	1·49	14,511	1·04	1·62	13,594	·98	1·51
Total (Combatant)	959,589	67·12	100·00	918,349	65·72	100·00	920,604	65·79	100·00	896,875	64·74	100·00	898,642	64·84	100·00
<i>Non-combatant.</i>															
Royal Army Service Corps	137,027	9·58	29·14	138,657	9·93	28·96	139,064	9·94	29·05	143,699	10·37	29·42	143,893	10·38	29·53
Royal Army Medical Corps	49,022	3·43	10·43	48,510	3·47	10·13	48,836	3·49	10·20	48,607	3·51	9·95	47,691	3·44	9·79
Royal Army Veterinary Corps	13,616	·95	2·90	13,564	·97	2·83	13,302	·95	2·78	13,479	·98	2·76	13,246	·96	2·71
Royal Army Ordnance Corps	15,941	1·11	3·39	16,126	1·16	3·37	16,184	1·16	3·38	16,146	1·17	3·31	16,388	1·18	3·36
Army Pay Corps	529	·04	·11	533	·04	·11	843	·06	·18	968	·06	·20	997	·07	·21
Labour Corps	193,335	13·53	41·12	199,574	14·28	41·69	198,200	14·16	41·40	200,648	14·49	41·08	199,192	14·37	40·88
Transportation	55,379	3·87	11·78	56,458	4·04	11·79	56,913	4·07	11·88	59,318	4·28	12·15	60,625	4·37	12·44
Miscellaneous	5,328	·37	1·13	5,355	·39	1·12	5,417	·38	1·13	5,507	·40	1·13	5,270	·39	1·08
Total (Non-combatant)	470,177	32·88	100·00	478,775	34·28	100·00	478,759	34·21	100·00	488,372	35·26	100·00	487,302	35·16	100·00
Total	1,429,766	100·00	..	1,397,124	100·00	..	1,399,363	100·00	..	1,385,247	100·00	..	1,385,944	100·00	..

* Effective strength only.

Comparative strength and percentages of arms and branches. France.

(b.) ITALY.

(3243)

Arms and branches.	1st July, 1918.			1st August, 1918.			1st September, 1918.		
	Strength.*	Percentage of arm or branch to total strength.	Percentage of strength of arm or branch to combatant or non-combatant strength, respectively.	Strength.*	Percentage of arm or branch to total strength.	Percentage of strength of arm or branch to combatant or non-combatant strength, respectively.	Strength.*	Percentage of arm or branch to total strength.	Percentage of strength of arm or branch to combatant or non-combatant strength, respectively.
<i>Combatant.</i>									
Headquarters	923	1·30	1·81	816	1·11	1·51	866	1·14	1·53
Cavalry	486	·69	·95	492	·67	·91	493	·65	·87
Royal Horse and Royal Field Artillery	7,667	10·83	15·04	7,387	10·09	13·68	7,425	9·75	13·10
Royal Garrison Artillery	3,966	5·60	7·78	4,316	5·90	7·99	4,367	5·73	7·70
Royal Engineers... ..	5,215	7·36	10·23	5,116	6·99	9·47	5,068	6·65	8·94
Infantry	29,748	41·99	53·34	32,923	44·98	60·98	35,550	46·66	62·69
Cyclists	310	·43	·60	310	·42	·58	305	·40	·54
Machine Gun Corps	2,678	3·78	5·25	2,635	3·60	4·88	2,630	3·45	4·63
Total (Combatant)	50,993	71·98	100·00	53,995	73·76	100·00	56,704	74·43	100·00
<i>Non-combatant.</i>									
Army Service Corps	8,260	11·66	41·63	8,216	11·22	42·79	8,087	10·61	41·50
Royal Army Medical Corps	4,205	5·93	21·19	3,638	4·97	18·95	3,652	4·79	18·75
Army Veterinary Corps	1,108	1·56	5·59	1,102	1·51	5·74	1,128	1·43	5·79
Army Ordnance Corps	1,123	1·59	5·66	1,090	1·49	5·68	1,158	1·52	5·94
Army Pay Corps	83	·12	·41	86	·12	·45	75	·10	·38
Transportation	1,456	2·05	7·34	1,603	2·19	8·35	1,443	1·89	7·40
Labour	2,498	3·53	12·59	2,402	3·28	12·51	2,699	3·54	13·85
Miscellaneous	1,110	1·58	5·59	1,064	1·46	5·53	1,245	1·64	6·39
Total (Non-combatant)... ..	19,843	28·02	100·00	19,201	26·24	100·00	19,487	25·57	100·00
Total	70,836	100·00	...	73,196	100·00	...	76,191	100·00	...

* Effective strength only.

12

67
Comparative strength and percentages of arms and branches. Italy.

TABLE (iii.) (b).—ITALY—continued.

Comparative strength and percentages of arms and branches. Italy.

65

Arms and branches.	1st October, 1918.			1st November, 1918.			11th November, 1918.		
	Strength.*	Percentage of arm or branch to total strength.	Percentage of strength of arm or branch to combatant or non-combatant strength respectively.	Strength.*	Percentage of arm or branch to total strength.	Percentage of strength of arm or branch to combatant or non-combatant strength respectively.	Strength.*	Percentage of arm or branch to total strength.	Percentage of strength of arm or branch to combatant or non-combatant strength respectively.
<i>Combatant.</i>									
Headquarters	941	1·35	1·87	978	1·40	1·94	973	1·37	1·90
Cavalry	483	·69	·96	478	·68	·95	395	·56	·77
Royal Horse and Royal Field Artillery	7,684	11·06	15·31	7,799	11·13	15·49	7,530	10·65	14·71
Royal Garrison Artillery	4,456	6·42	8·38	4,535	6·47	9·01	4,547	6·43	8·88
Royal Engineers... ..	4,909	7·07	9·78	5,146	7·35	10·21	5,070	7·17	9·90
Infantry	28,683	41·30	57·15	28,426	40·58	56·45	29,789	42·14	58·19
Cyclists	290	·42	·58	293	·42	·58	318	·45	·62
Machine Gun Corps	2,745	3·95	5·47	2,706	3·86	5·37	2,574	3·64	5·03
Total (Combatant)	50,197	72·26	100·00	50,361	71·89	100·00	51,196	72·41	100·00
<i>Non-combatant.</i>									
Royal Army Service Corps	8,003	11·52	41·54	8,083	11·54	41·04	8,148	11·53	41·80
Royal Army Medical Corps	3,818	5·50	19·81	3,718	5·31	18·84	3,723	5·27	19·10
Royal Army Veterinary Corps	1,119	1·61	5·81	889	1·27	4·56	889	1·26	4·56
Royal Army Ordnance Corps	1,207	1·74	6·27	1,269	1·81	6·44	1,240	1·75	6·36
Army Pay Corps	81	·12	·42	68	·10	·35	68	·10	·35
Transportation	1,486	2·14	7·72	1,467	2·09	7·45	1,491	2·11	7·65
Labour	3,140	4·52	16·30	3,628	5·18	18·42	3,368	4·76	17·28
Miscellaneous	410	·59	2·13	572	·81	2·90	567	·81	2·90
Total (Non-combatant)	19,264	27·74	100·00	19,694	29·11	100·00	19,494	27·59	100·00
Total	69,455	100·00	..	70,055	100·00	..	70,690	100·00	..

* Effective strength only.

TABLE (iii.) (c).—MEDITERRANEAN FORCE.

Arms and branches.	1st September, 1915.		1st September, 1916.	
	Percentage of arm or branch to total strength.	Percentage of strength of arm or branch to combatant or non-combatant strength, respectively.	Percentage of arm or branch to total strength.	Percentage of strength of arm or branch to combatant or non-combatant strength, respectively.
<i>Combatant.</i>				
Cavalry	8·27	9·48	3·71	4·65
Royal Horse and Royal Field Artillery ...	8·79	10·07	14·39	18·03
Royal Garrison Artillery	·25	·29	·55	·70
Royal Engineers	1·39	1·59	2·39	3·00
Royal Flying Corps	·03	0·4	·60	·76
Infantry	68·18	78·11	55·66	69·67
Cyclists	·37	·42	·76	·96
Machine Gun Corps	1·78	2·23
Total (Combatant)	87·28	100·00	79·84	100·00
<i>Non-combatant.</i>				
Army Service Corps	5·99	47·13	11·41	56·59
Royal Army Medical Corps	6·36	50·06	7·61	37·73
Army Veterinary Corps	·04	·27	·08	·41
Army Ordnance Corps	·29	2·31	1·04	5·19
Army Pay Corps	·04	·23	·02	·08
Total (Non-combatant)	12·72	100·00	20·16	100·00
Total	100·00	...	100·00	...

TABLE (iii.) (d.).—SALONICA.

Arms and branches.	1st September, 1917.		1st July, 1918.			1st August, 1918.			1st September, 1918.		
	Percentage of arm or branch to total strength.	Percentage of strength of arm or branch to combatant or non-combatant strength, respectively.	Strength.*	Percentage of arm or branch to total strength.	Percentage of strength of arm or branch to combatant or non-combatant strength, respectively.	Strength.*	Percentage of arm or branch to total strength.	Percentage of strength of arm or branch to combatant or non-combatant strength, respectively.	Strength.*	Percentage of arm or branch to total strength.	Percentage of strength of arm or branch to combatant or non-combatant strength, respectively.
<i>Combatant.</i>											
Headquarters	1,872	1·54	2·41	2,189	1·92	3·09	2,245	1·98	3·14
Cavalry	·41	·51	1,240	1·02	1·59	1,180	1·03	1·67	1,162	1·02	1·62
Royal Horse and Royal Field Artillery.	12·44	15·49	13,227	10·86	17·02	12,008	10·55	16·98	12,435	10·95	17·37
Royal Garrison Artillery ...	3·27	4·07	5,373	4·41	6·92	5,185	4·55	7·33	5,343	4·71	7·46
Royal Engineers	6·66	8·29	10,278	8·45	13·23	10,023	8·81	14·17	9,923	8·74	13·86
Royal Flying Corps	·70	·87
Infantry	54·33	67·68	42,804	35·15	55·08	37,307	32·78	52·74	37,576	33·10	52·49
Cyclists	·57	·71	730	·60	·94	697	·61	·98	683	·60	·96
Machine Gun Corps	1·91	2·38	2,192	1·80	2·81	2,167	1·90	3·04	2,221	1·96	3·10
Total (Combatant)	80·29	100·00	77,725	63·83	100·00	70,756	62·15	100·00	71,588	63·06	100·00
<i>Non-combatant.</i>											
Army Service Corps	11·57	58·67	20,659	16·96	46·91	20,632	18·13	47·91	19,990	17·61	47·65
Royal Army Medical Corps ...	5·78	29·31	9,216	7·57	20·93	9,024	7·93	20·95	8,698	7·66	20·73
Army Veterinary Corps	·69	3·52	1,559	1·28	3·54	1,489	1·31	3·46	1,424	1·25	3·40
Army Ordnance Corps	1·46	7·43	1,738	1·47	4·06	1,684	1·48	3·91	1,774	1·56	4·23
Army Pay Corps	·04	·22	55	·05	·13	69	·06	·16	65	·06	·16
Labour	·17	·85	8,368	6·87	19·00	8,938	7·86	20·75	8,793	7·74	20·96
Miscellaneous	2,400	1·97	5·43	1,232	1·08	2·86	1,205	1·06	2·87
Total (Non-combatant)	19·71	100·00	44,045	36·17	100·00	43,068	37·85	100·00	41,949	36·94	100·00
Total	100·00	...	121,770	100·00	...	113,824	100·00	...	113,537	100·00	...

Comparative strength and percentages of arms and branches. Salonica.

Arms and branches.	1st October, 1918.			1st November, 1918.			11th November, 1918.		
	Strength.*	Percentage of arm or branch to total strength.	Percentage of strength of arm or branch to combatant or non-combatant strength, respectively.	Strength.*	Percentage of arm or branch to total strength.	Percentage of strength of arm or branch to combatant or non-combatant strength, respectively.	Strength.*	Percentage of arm or branch to total strength.	Percentage of strength of arm or branch to combatant or non-combatant strength, respectively.
<i>Combatant.</i>									
Headquarters	2,221	2·13	3·54	2,289	2·28	3·88	2,259	2·17	3·66
Cavalry	1,127	1·08	1·79	1,021	1·02	1·73	1,025	·98	1·66
Royal Horse and Royal Field Artillery	11,363	10·90	18·06	11,292	11·24	19·16	10,770	10·36	17·44
Royal Garrison Artillery	5,232	5·02	8·31	4,762	4·74	8·08	5,012	4·82	8·11
Royal Engineers	9,750	9·36	15·50	9,086	9·64	16·43	10,094	9·71	16·34
Infantry	30,277	29·05	48·13	27,402	27·28	46·49	29,958	28·81	48·51
Cyclists	691	·66	1·10	573	·57	·97	619	·60	1·00
Machine-Gun Corps	2,245	2·15	3·57	1,919	1·91	3·26	2,024	1·95	3·28
Total (Combatant)	62,906	60·35	100·00	58,944	58·68	100·00	61,761	59·40	100·00
<i>Non-combatant.</i>									
Royal Army Service Corps	19,802	19·00	47·92	19,592	19·50	47·19	19,959	19·19	47·26
Royal Army Medical Corps	8,352	8·01	20·21	8,183	8·15	19·71	8,352	8·03	19·78
Royal Army Veterinary Corps	1,388	1·33	3·36	1,409	1·40	3·40	1,636	1·57	3·87
Royal Army Ordnance Corps	1,695	1·63	4·10	1,757	1·75	4·23	1,876	1·80	4·44
Army Pay Corps	63	·06	·15	61	·06	·16	52	·05	·12
Labour	8,895	8·54	21·52	9,137	9·10	22·01	9,029	8·68	21·38
Miscellaneous	1,132	1·08	2·74	1,372	1·36	3·30	1,331	1·18	3·15
Total (Non-combatant)	41,327	39·65	100·00	41,513	41·32	100·00	42,235	40·60	100·00
Total	104,233	100·00	...	100,457	100·00	...	103,996	100·00	...

* Effective strength only.

TABLE (iii.) (e).—EGYPT.

Arms and branches.	1st September, 1917.		1st July, 1918.			1st August, 1918.			1st September, 1918.		
	Percentage of arm or branch to total strength.	Percentage of strength of arm or branch to combatant or non-combatant strength, respectively.	Strength.*	Percentage of arm or branch to total strength.	Percentage of strength of arm or branch to combatant or non-combatant strength, respectively.	Strength.*	Percentage of arm or branch to total strength.	Percentage of strength of arm or branch to combatant or non-combatant strength, respectively.	Strength.*	Percentage of arm or branch to total strength.	Percentage of strength of arm or branch to combatant or non-combatant strength, respectively.
<i>Combatant.</i>											
Headquarters	3,902	2·66	3·62	4,077	2·82	3·86	4,056	2·86	3·91
Cavalry	6·51	8·06	4,899	3·33	4·55	4,720	3·26	4·47	5,209	3·67	5·03
Royal Horse and Royal Field Artillery.	7·62	9·51	17,985	12·20	16·71	17,671	12·22	16·72	17,559	12·39	16·94
Royal Garrison Artillery	1·20	1·48	6,622	4·49	6·16	6,504	4·49	6·15	6,648	4·69	6·41
Royal Engineers	7·58	9·32	12,476	8·46	11·58	12,130	8·30	11·48	11,727	8·27	11·32
Royal Flying Corps	1·25	1·55
Infantry	53·28	65·95	55,371	37·54	51·45	54,423	37·62	51·50	52,261	36·85	50·43
Cyclists	·53	·67	381	·26	·35	315	·22	·30	355	·25	·34
Machine Gun Corps	2·72	3·37	5,873	3·98	5·46	5,840	4·04	5·82	5,824	4·11	5·62
Tanks	·07	·09	147	·10	·13
Total (Combatant)	80·76	100·00	107,656	73·02	100·00	105,680	73·06	100·00	103,639	73·09	100·00
<i>Non-combatant.</i>											
Army Service Corps	7·86	40·87	13,748	9·33	34·52	13,492	9·33	34·63	13,594	9·59	35·64
Royal Army Medical Corps	8·92	46·40	9,528	6·47	23·93	8,178	5·65	20·99	7,721	5·45	20·24
Army Veterinary Corps	·73	3·78	1,168	·79	2·93	1,123	·78	2·88	1,056	·74	2·77
Army Ordnance Corps	1·65	8·56	3,376	2·23	8·50	3,238	2·24	8·31	3,089	2·18	8·10
Army Pay Corps	·08	·39	138	·09	·34	139	·10	·36	152	·11	·40
Transportation	6,471	4·40	16·25	6,572	4·54	16·87	6,533	4·61	17·13
Labour	3,562	2·42	8·94	3,713	2·57	9·53	3,492	2·46	9·15
Miscellaneous	1,330	1·25	4·59	2,504	1·73	6·43	2,509	1·77	6·57
Total (Non-combatant)	19·24	100·00	39,821	26·98	100·00	38,959	26·94	100·00	38,146	26·91	100·00
Total	100·00	...	14,747	100·00	...	144,639	100·00	...	141,785	100·00	...

Comparative strength and percentages of arms and branches. Egypt.

Arms and branches.	1st October, 1918.			1st November, 1918.			11th November, 1918.		
	Strength.*	Percentage of arm or branch to total strength.	Percentage of strength of arm or branch to combatant or non-combatant strength respectively.	Strength.*	Percentage of arm or branch to total strength.	Percentage of strength of arm or branch to combatant or non-combatant strength respectively.	Strength.*	Percentage of arm or branch to total strength.	Percentage of strength of arm or branch to combatant or non-combatant strength respectively.
<i>Combatant.</i>									
Headquarters	4,142	2·93	4·00	4,301	3·13	4·31	4,651	3·65	5·14
Cavalry	4,827	3·42	4·66	4,318	3·15	4·33	3,410	2·68	3·77
Royal Horse and Royal Field Artillery	17,575	12·45	16·97	17,840	13·00	17·88	15,941	12·53	17·63
Royal Garrison Artillery	6,532	4·65	6·33	6,392	4·66	6·40	5,820	4·57	6·44
Royal Engineers	11,782	8·34	11·38	11,885	8·66	11·91	11,133	8·75	12·31
Infantry	52,778	37·38	50·97	49,788	36·23	49·88	44,661	35·10	49·40
Cyclists	360	·25	·35	322	·24	·32	306	·24	·34
Machine Gun Corps	5,528	3·92	5·34	4,958	3·61	4·97	4,489	3·53	4·97
Total (Combatant)	103,554	73·34	100·00	99,804	72·73	100·00	90,411	71·05	100·00
<i>Non-combatant.</i>									
Royal Army Service Corps	13,281	9·41	35·23	13,451	9·80	35·93	12,746	10·02	34·60
Royal Army Medical Corps	7,319	5·18	19·44	6,609	4·81	17·66	6,774	5·32	18·39
Royal Army Veterinary Corps	977	·69	2·60	1,013	·74	2·71	1,006	·79	2·73
Royal Army Ordnance Corps	3,153	2·23	8·37	3,180	2·32	8·50	3,200	2·51	8·68
Army Pay Corps	150	·10	·40	157	·11	·42	159	·12	·43
Transportation	6,606	4·68	17·55	6,805	4·96	18·18	6,655	5·23	18·06
Labour... ..	3,653	2·59	9·70	3,497	2·55	9·34	3,469	2·73	9·42
Miscellaneous... ..	2,509	1·78	6·66	2,717	1·98	7·26	2,832	2·23	7·69
Total (Non-combatant)	37,648	26·66	100·00	37,429	27·27	100·00	36,841	28·95	100·00
Total	141,202	100·00	...	137,233	100·00	...	127,252	100·00	...

* Effective strength only.

TABLE (iii.) (f).—MESOPOTAMIA.

Arms and branches.	1st September, 1916.		1st September, 1917.		1st July, 1918.			1st August, 1918.			1st September, 1918.		
	Percentage of arm or branch to total strength.	Percentage of strength of arm or branch to combatant or non-combatant strength, respectively.	Percentage of arm or branch to total strength.	Percentage of strength of arm or branch to combatant or non-combatant strength, respectively.	Strength.*	Percentage of arm or branch to total strength.	Percentage of strength of arm or branch to combatant or non-combatant strength, respectively.	Strength.*	Percentage of arm or branch to total strength.	Percentage of strength of arm or branch to combatant or non-combatant strength, respectively.	Strength.*	Percentage of arm or branch to total strength.	Percentage of strength of arm or branch to combatant or non-combatant strength, respectively.
<i>Combatant.</i>													
Headquarters	731	·95	1·39	686	8·9	1·33	691	·87	1·28
Cavalry	3·12	4·11	1·90	2·30	1,850	2·39	3·55	1,848	2·40	3·57	1,987	2·50	3·68
Royal Horse and Royal Field Artillery	6·92	9·13	16·62	20·14	9,781	12·65	18·66	9,372	12·19	18·10	9,517	11·98	17·59
Royal Garrison Artillery	1·19	1·58	1·01	1·23	1,440	1·86	2·75	1,361	2·12	3·15	1,512	1·90	2·80
Royal Engineers	9·29	11·26	6,208	8·03	11·64	5,977	7·77	11·54	5,908	7·43	10·93
Royal Flying Corps	·52	·69	·73	·88
Infantry	63·58	83·97	49·28	59·74	28,099	36·35	53·61	27,686	36·01	53·48	29,161	36·70	53·94
Cyclists	·39	·52	·53	·66	169	·22	·32	153	·20	·30	167	·21	·31
Machine Gun Corps	3·12	3·79	4,128	5·35	7·88	4,415	5·74	8·53	5,120	6·44	9·47
Total (Combatant)	75·72	100·00	82·48	100·00	52,406	67·80	100·00	51,768	67·32	100·00	54,063	68·03	100·00
<i>Non-combatant.</i>													
Army Service Corps	18·16	66·55	9·92	56·61	9,031	11·68	36·30	8,793	11·44	35·00	8,681	10·92	34·17
Royal Army Medical Corps	8·08	33·27	6·16	35·16	4,295	5·56	17·27	4,700	6·11	18·71	4,833	6·08	19·02
Army Veterinary Corps	·04	·18	·99	5·67	280	2·14	6·65	1,580	2·06	6·29	288	·36	1·14
Army Ordnance Corps	·45	2·56	1,655	·36	1·12	281	·37	1·12	1,576	1·98	6·20
Army Pay Corps	44	·06	·18	45	·06	·18	46	·06	·18
Transportation	3,848	4·98	15·47	3,713	4·83	14·78	3,764	4·74	14·82
Labour	790	1·03	3·17	784	1·02	3·12	802	1·01	3·16
Miscellaneous	4,939	6·39	19·84	5,225	6·79	20·80	5,416	6·82	21·81
Total (Non-combatant)	24·28	100·00	17·52	100·00	24,882	32·20	100·00	25,121	32·68	..	25,406	31·97	100·00
Total	100·00	..	100·00	..	77,288	100·00	..	76,889	100·00	..	79,469	100·00	..

Arms and branches.	1st October, 1918.			1st November, 1918			11th November, 1918.		
	Strength.*	Percentage of arm or branch to total strength.	Percentage of strength of arm or branch to combatant or non-combatant strength, respectively.	Strength.*	Percentage of arm or branch to total strength.	Percentage of strength of arm or branch to combatant or non-combatant strength, respectively.	Strength.*	Percentage of arm or branch to total strength.	Percentage of strength of arm or branch to combatant or non-combatant strength, respectively.
<i>Combatant.</i>									
Headquarters	766	·91	1·33	736	86	1·26	785	·92	1·37
Cavalry	2,049	2·43	3·56	2,072	2·43	3·54	2,047	2·41	3·59
Royal Horse and Royal Field Artillery	10,686	12·67	18·56	10,028	11·75	17·12	10,410	12·24	18·24
Royal Garrison Artillery	2,527	3·00	4·39	2,398	2·81	4·09	1,620	1·90	2·84
Royal Engineers	6,291	7·46	10·93	6,592	7·72	11·25	6,276	7·37	10·99
Infantry	29,876	35·42	51·90	31,394	36·78	53·60	30,701	36·06	53·76
Cyclists	176	·21	31	208	·24	36	233	·27	·41
Machine Gun Corps	5,192	6·15	9·02	5,146	6·03	8·78	5,027	5·90	8·80
Total (Combatant)	57,563	68·25	100·00	58,574	68·62	100·00	57,108	67·07	100·00
<i>Non-combatant.</i>									
Royal Army Service Corps.	9,140	10·84	34·14	9,026	10·58	33·70	10,069	11·83	35·92
Royal Army Medical Corps	4,951	5·87	18·49	5,081	5·95	18·97	5,063	5·95	18·06
Royal Army Veterinary Corps	294	·35	1·10	304	·36	1·14	403	·47	1·44
Royal Army Ordnance Corps	1,683	2·00	6·28	1,673	1·96	6·25	1,815	2·13	6·47
Army Pay Corps	51	·06	·19	49	·06	18	52	·06	·18
Transportation	3,804	4·51	14·21	4,055	4·75	15·14	4,125	4·85	14·71
Labour	861	1·02	3·22	835	·98	3·12	886	1·04	3·16
Miscellaneous	5,991	7·10	22·37	5,758	6·74	21·50	5,623	6·60	20·06
Total (Non-combatant)	26,775	31·75	100·00	26,781	31·38	100·00	28,036	32·93	100·00
Total	84,338	100·00	..	85,355	100·00	..	85,144	100·00	..

* Effective strength only.

75
Comparative strength
and percentages of arms
and branches. Mesopotamia.

TABLE (iv.) (a).—PERCENTAGES OF THE STRENGTH BY ARMS OF THE TOTAL STRENGTH IN SEPTEMBER, 1916, AND JUNE, 1918, OF THE REGULAR AND TERRITORIAL FORCES IN FRANCE.

(Non-commissioned officers and men only.)

	Percentages.	
	September, 1916.	June, 1918.
Cavalry	2·5	1·30
Royal Artillery	18·5	18·17
Royal Engineers	9·5	7·66
Royal Flying Corps	1·1	—
Infantry	42·9	32·88
Army Service Corps	10·9	10·09
Royal Army Medical Corps	4·1	3·53
Machine-Gun Corps	—	3·63
Tanks	—	·80
Other troops	16·5	21·94*
	100 0	100·0

* Includes labour = 14·84 per cent.

TABLE (iv.) (b).—PERCENTAGE OF STRENGTH BY ARMS OF THE TOTAL STRENGTH ON 11TH NOVEMBER, 1918, OF REGULAR AND TERRITORIAL FORCES OVERSEAS AND AT HOME.

	Percentages.	
	France.	All Theatres and at Home.
Cavalry	1·01	1·27
Royal Artillery.. .. .	17·87	14·30
Royal Engineers	7·71	6·55
Infantry	31·90	40·23
Royal Army Service Corps	10·33	9·15
Royal Army Medical Corps	3·44	3·59
Machine-Gun Corps	3·87	3·33
Tanks	·98	·76
Others	22·84	21·02

SECTION 3.

DETAILS OF THE REGIMENTAL STRENGTH OF THE BRITISH ARMY (REGULAR ARMY AND TERRITORIAL FORCE) AT HOME AND ABROAD.

TABLE (i).—REGIMENTAL STRENGTH OF THE BRITISH ARMY (REGULAR ARMY AND TERRITORIAL FORCE) AT HOME AND ABROAD BY ARMS AND MONTHS. (Since 1st November, 1917).

Arm.	1st November, 1917.			1st December, 1917.			1st January, 1918.			1st February, 1918.			Remarks.
	Officers.	Other ranks.	Total.	Officers.	Other ranks.	Total.	Officers.	Other ranks.	Total.	Officers.	Other ranks.	Total.	
Household Cavalry	278	7,204	7,482	291	6,999	7,290	283	6,526	6,809	283	5,907	6,190	<p>NOTE.—Only the "regimental strength" of the British Army is included in this table, the following staff, &c, being omitted—</p> <p>(i.) Permanent staff of Territorial Force, Officers' Training Corps, Channel Islands and Colonial Militia.</p> <p>(ii) Staff of the War Office, Inspectorate and Commands, Recruiting, Army Medical, Veterinary, Pay and Chaplains' Departments.</p> <p>(iii) Staff of Military Prisons and Detention Barracks, Schools of Instruction, Gymnasias, Ordnance and other Colleges, Ordnance Factories, &c.</p> <p>(iv.) Malta Militia.</p> <p>The Royal Defence Corps and the Jersey and Guernsey Light Infantry are included.</p>
Cavalry	4,435	88,413	92,848	4,373	86,185	90,558	4,120	82,786	86,906	3,986	79,750	83,736	
Royal Artillery—													
Horse and Field	11,125	320,192	331,317	11,833	327,248	339,081	12,177	327,209	339,386	12,405	329,008	341,413	
Garrison	7,374	176,844	184,218	7,530	177,626	185,156	7,721	179,978	187,699	8,151	183,814	191,965	
Artillery Clerks	1,031	1,031	..	1,052	1,052	..	1,063	1,063	..	1,086	1,086	
Royal Engineers	13,327	319,011	332,338	13,486	323,023	336,509	13,795	324,404	337,839	13,987	323,602	337,589	
Royal Flying Corps (M.W.)	11,502	93,683	105,185	12,064	99,891	111,955	13,746	197,772	121,518	16,084	116,717	132,751	
Foot Guards	1,155	35,380	36,535	1,117	35,164	36,281	1,137	33,993	35,130	1,153	33,556	34,709	
Infantry	66,976	1,783,251	1,850,227	68,304	1,749,269	1,817,573	67,445	1,694,296	1,761,741	68,873	1,680,214	1,749,087	
Army Cyclist Corps	473	11,025	11,498	481	10,904	11,385	493	10,658	11,151	494	10,314	10,808	
Machine Gun Corps	5,391	84,166	89,557	5,345	87,200	92,545	5,571	88,320	93,891	5,883	92,247	98,130	
Tank Corps	1,994	12,998	14,992	2,190	12,307	14,497	2,321	13,503	15,824	2,355	16,605	18,960	
Colonial Corps	347	11,982	12,329	345	12,048	12,393	363	16,399	16,762	427	18,228	18,655	
Army Service Corps	9,557	302,880	312,437	9,598	302,887	312,485	9,710	303,363	313,073	9,725	307,059	316,784	
Royal Army Medical Corps	9,125	128,643	137,768	9,081	128,750	137,831	8,989	128,330	137,319	8,872	129,473	138,345	
Army Veterinary Corps	1,298	27,861	29,159	1,288	27,756	29,044	1,307	27,598	28,905	1,308	27,653	28,961	
Army Ordnance Corps	33,689	33,689	..	33,876	33,876	..	34,514	34,514	..	34,578	34,578	
Army Ordnance Department	1,838	..	1,838	1,854	..	1,854	1,866	..	1,866	1,905	..	1,905	
Army Pay Corps	10,391	10,391	..	11,477	11,477	..	12,698	12,698	..	12,994	12,994	
Labour Corps	2,961	271,375	274,336	3,359	305,987	309,346	3,624	331,830	335,454	4,005	339,463	343,468	
*Indian Regiments	111	4,575	4,686	109	4,697	4,806	109	4,697	4,806	41	1,633	1,674	
Non-Combatant Corps	3,314	3,314	..	3,303	3,303	..	3,295	3,295	..	3,301	3,301	
Total	149,267	3,732,908	3,882,175	152,648	3,747,649	3,900,297	154,777	3,732,872	3,887,649	159,887	3,747,202	3,907,089	
Royal Naval Division (excluded from above)—													
At home	554	7,938	8,492	574	8,084	8,658	502	7,606	8,108	512	7,709	8,221	
Expeditionary Forces	390	12,487	12,877	368	11,544	11,912	443	11,752	12,195	357	10,639	11,026	
Prisoners of War	48	2,787	2,835	49	2,790	2,839	48	2,801	2,849	51	3,011	3,062	
Missing	11	355	366	2	498	500	1	177	178	9	269	278	
Total	1,003	23,567	24,570	993	22,916	23,909	994	22,336	23,330	959	21,623	22,587	

* Includes miscellaneous Indian troops, North China, and the depôts in India.

77 States. Strength of the Regular Army and Territorial Force, by months.

TABLE (i).—REGIMENTAL STRENGTH OF THE BRITISH ARMY (REGULAR ARMY AND TERRITORIAL FORCE) AT HOME AND ABROAD BY ARMS AND MONTHS—continued.

(Since 1st November, 1917.)

Arm.	1st March, 1918.			1st April, 1918.			1st May, 1918.			1st June, 1918.			1st July, 1918.		
	Officers.	Other ranks.	Total.	Officers.	Other ranks.	Total.	Officers.	Other ranks.	Total.	Officers.	Other ranks.	Total.	Officers.	Other ranks.	Total.
Household Cavalry	259	5,686	5,945	265	4,689	4,954	241	4,432	4,673	230	3,523	3,753	105	1,283	1,388
Cavalry	3,922	79,207	83,129	3,926	79,378	83,304	3,921	86,332	90,253	4,010	87,591	91,601	4,009	86,314	90,323
Royal Artillery—															
Horse and Field	12,421	326,704	339,125	12,702	327,634	340,336	12,267	327,399	339,666	12,090	325,886	337,976	11,885	324,090	335,975
Garrison	8,430	186,110	194,540	9,026	187,743	196,769	8,783	192,114	200,897	9,244	194,655	203,899	9,432	196,041	205,473
Artillery Clerks..	..	1,111	1,111	..	1,131	1,131	..	1,162	1,162	..	1,175	1,175	..	1,186	1,186
Royal Engineers	14,208	326,033	340,241	14,320	327,931	342,251	15,914	331,678	347,592	15,914	335,085	350,999	16,133	338,550	354,683
Royal Flying Corps (M.W.)	18,286	125,792	144,078
Foot Guards	1,209	33,428	34,637	1,207	33,915	35,122	1,183	36,003	37,186	1,201	41,713	42,914	*1,488	47,619	49,107
Infantry	69,617	1,656,769	1,726,386	69,752	1,617,254	1,687,006	65,140	1,608,463	1,673,603	66,037	1,609,858	1,675,895	65,764	1,636,495	1,702,259
Army Cyclist Corps	397	9,212	9,609	383	9,064	9,447	387	9,224	9,611	390	9,249	9,639	347	8,976	9,323
Machine Gun Corps	6,049	94,830	100,879	6,085	98,684	104,769	6,057	105,311	111,368	5,995	109,544	115,539	6,182	111,405	117,587
Tank Corps	2,623	17,550	20,173	2,730	18,985	21,715	2,894	19,570	22,464	2,771	19,511	22,282	2,766	19,310	22,076
Colonial Corps	428	18,360	18,788	458	18,229	18,687	503	18,212	18,715	531	18,257	18,788	536	18,383	18,919
Army Service Corps	9,884	308,425	318,309	10,025	311,982	322,007	10,158	313,043	323,201	10,381	314,034	324,415	10,460	315,104	325,564
Royal Army Medical Corps	8,811	131,021	139,832	12,432	133,069	145,501	11,694	132,290	143,984	11,674	130,958	142,632	11,684	130,899	142,583
Army Veterinary Corps	1,310	27,867	29,177	1,329	28,119	29,448	1,242	1,680	2,922	1,284	27,784	29,068	1,322	27,217	28,539
Army Ordnance Corps	35,389	35,389	..	36,069	36,069	..	36,762	36,762	..	37,085	37,085	..	37,028	37,028
Army Ordnance Department	1,928	..	1,928	1,972	..	1,972	2,015	..	2,015	2,065	..	2,065	2,090	..	2,090
Army Pay Corps	13,255	13,255	..	13,346	13,346	..	12,984	12,984	..	12,896	12,896	..	12,865	12,865
Labour Corps	4,062	344,493	348,555	3,527	347,574	351,101	4,158	344,949	349,107	4,007	374,847	351,854	4,162	348,706	352,868
*Indian Regiments	41	1,633	1,674	49	1,109	1,158	49	1,108	1,157	36	1,144	1,180	39	1,201	1,240
Non-Combatant Corps	3,277	3,277	..	3,255	3,255	..	3,256	3,256	..	3,266	3,266	..	3,305	3,305
Total	163,885	3,746,202	3,910,087	150,188	3,599,060	3,749,248	146,606	3,612,272	3,758,878	147,860	3,631,061	3,778,921	148,404	3,665,977	3,814,381
Royal Naval Division (excluded from above)—															
At home	467	8,506	8,973	481	8,395	8,876	481	9,143	9,624	597	8,299	8,896	572	8,111	8,683
Expeditionary Forces	406	10,140	10,546	370	9,457	9,827	334	7,770	8,104	306	8,060	8,366	289	8,260	8,549
Prisoners of War	58	3,078	3,136	56	3,083	3,139	82	3,283	3,365	91	3,603	3,694	91	4,053	4,144
Missing	2	205	207	3	200	203	14	1,106	1,120	8	895	903	8	338	346
Total	933	21,929	22,862	910	21,135	22,045	911	21,302	22,213	1,002	20,857	21,853	960	20,762	21,722

States. Strength of the Regular Army and Territorial Force, by months.

Arm.	1st August, 1918.			1st September, 1918.			1st October, 1918.			1st November, 1918.			1st December, 1918.		
	Officers.	Other ranks.	Total.	Officers.	Other ranks.	Total.	Officers.	Other ranks.	Total.	Officers.	Other ranks.	Total.	Officers.	Other ranks.	Total.
Household Cavalry	109	1,324	1,433	95	1,320	1,415	96	1,283	1,379	83	1,173	1,256	80	1,065	1,145
Cavalry	3,898	80,543	84,441	3,750	75,428	79,178	3,854	72,842	76,696	3,681	70,405	74,086	3,510	69,177	72,678
Royal Artillery—															
Horse and Field	12,099	321,706	333,805	12,082	317,804	329,886	11,956	320,098	332,054	11,579	316,493	328,072	11,441	311,712	323,153
Garrison	9,552	193,971	203,523	9,770	196,086	205,856	9,523	194,678	204,201	9,512	191,484	200,996	9,551	189,425	198,976
Artillery Clerks	1,206	1,206	1,206	1,207	1,207	1,207	1,219	1,219	1,219	1,244	1,244	1,244	1,244	1,253	1,253
Royal Engineers	16,371	341,070	357,441	16,323	343,614	359,937	16,493	343,471	359,964	16,771	340,618	357,389	16,870	338,454	355,324
Foot Guards	1,536	47,158	48,694	1,522	46,347	47,869	1,607	44,835	46,442	1,598	43,728	45,226	1,555	42,988	44,543
Infantry	66,539	1,666,385	1,732,924	66,272	1,649,041	1,715,313	64,331	1,626,724	1,691,055	62,488	1,582,515	1,645,003	59,562	1,550,451	1,610,013
Army Cyclist Corps	343	8,799	9,142	346	8,456	8,802	364	8,437	8,801	368	8,236	8,604	357	8,066	8,423
Machine Gun Corps	6,507	118,030	124,537	6,627	120,398	127,015	6,332	124,920	131,252	6,427	123,838	130,265	6,751	123,261	130,012
Tank Corps	2,887	19,229	22,116	2,848	20,798	23,646	2,744	23,716	26,460	2,801	25,498	28,299	2,956	25,828	28,784
Colonial Corps	555	18,362	18,917	522	18,107	18,629	498	17,865	18,363	509	17,891	18,400	524	17,615	18,139
Royal Army Service Corps	10,501	314,983	325,484	10,460	316,521	326,981	10,452	316,318	326,770	10,547	315,334	325,881	10,695	315,248	325,943
Royal Army Medical Corps	11,633	130,900	142,533	11,578	130,041	141,619	11,527	128,715	140,242	11,383	126,684	138,017	11,193	127,831	139,024
Royal Army Veterinary Corps	1,323	27,193	28,516	1,354	26,943	28,297	1,349	25,568	27,917	1,349	26,115	27,464	1,355	25,764	27,119
Royal Army Ordnance Corps	37,342	37,342	..	37,666	37,666	..	38,133	38,133	..	38,193	38,193	†2,253	38,480	†40,733
Army Ordnance Department	2,102	..	2,102	2,165	..	2,165	2,218	..	2,218	2,253	..	2,253
Army Pay Corps	12,758	12,758	..	13,778	13,778	..	14,170	14,170	..	14,549	14,549	..	14,669	14,669
Labour Corps	4,084	351,003	355,087	4,317	373,113	377,430	4,352	381,965	386,317	4,957	384,938	389,895	5,059	387,999	393,058
* Indian Regiments	39	1,201	1,240	40	1,293	1,333	42	1,333	1,375	43	1,381	1,424	46	1,453	1,499
Non-Combatant Corps	3,819	3,819	..	3,245	3,245	..	3,237	2,237	..	3,209	3,209	..	3,180	3,180
Total	150,078	3,699,482	3,849,560	150,071	3,701,196	3,851,267	147,738	3,690,527	3,838,265	146,349	3,633,476	3,779,825	143,758	3,593,919	3,737,677
Royal Naval Division (excluded from above)—															
At home	525	7,297	7,822	497	6,531	7,028	396	6,902	7,298	451	7,152	7,603	464	6,561	7,025
Expeditionary Forces	317	8,766	9,083	349	9,533	9,882	460	7,942	8,343	324	6,573	6,897	322	6,518	6,840
Prisoners of War	90	4,154	4,244	90	4,173	4,263	90	4,153	4,243	92	4,309	4,401	71	3,144	3,215
Missing	6	221	227	7	187	194	8	442	450	7	370	377	5	131	136
Total	938	20,438	21,376	943	20,424	21,367	894	19,439	20,333	874	18,404	19,278	862	16,354	17,216

* Includes miscellaneous Indian troops, North China, and the depôts in India.

† The Army Ordnance Department has now been amalgamated with the Royal Army Ordnance Corps.

States. Strength of the Regular Army and Territorial Force, by months.

TABLE (i).—REGIMENTAL STRENGTH OF THE BRITISH ARMY (REGULAR ARMY AND TERRITORIAL FORCE) AT HOME AND ABROAD, BY ARMS AND MONTHS—continued.

Arm.	1st January, 1919.			1st February, 1919.			1st March, 1919.			1st April, 1919.			1st May, 1919.			1st June, 1919.		
	Officers.	Other ranks.	Total.	Officers.	Other ranks.	Total.	Officers.	Other ranks.	Total.	Officers.	Other ranks.	Total.	Officers.	Other ranks.	Total.	Officers.	Other ranks.	Total.
Household Cavalry ..	82	1,109	1,191	87	880	967	83	969	1,052	94	1,565	1,559	94	1,559	1,653	85	1,542	1,627
Cavalry ..	2,806	65,973	69,279	2,954	61,971	64,925	2,436	50,624	53,110	2,127	40,955	43,082	1,826	32,600	34,426	1,673	28,271	29,944
Royal Artillery—																		
Horse and Field ..	11,284	306,043	317,307	10,351	287,931	298,282	9,429	252,474	261,903	8,753	201,555	210,308	7,467	175,430	192,797	6,852	156,020	162,872
Garrison ..	9,530	186,091	195,621	8,281	180,479	188,760	7,202	170,405	177,607	6,044	125,979	132,023	5,149	99,881	105,030	4,102	86,358	90,460
Artillery Clerks	1,249	1,249	..	1,203	1,203	..	1,179	1,179	..	1,152	1,152	..	1,113	1,113	..	938	938
Royal Engineers ..	16,702	334,800	351,502	16,084	329,957	346,041	15,558	284,664	300,222	15,178	210,510	225,718	14,774	170,537	185,311	14,326	141,535	155,861
Foot Guards ..	1,494	38,566	40,060	1,403	31,063	32,466	1,242	21,600	22,842	1,069	15,030	16,099	958	11,380	12,338	824	10,897	11,721
Infantry ..	58,570	1,513,926	1,572,496	55,327	1,403,518	1,458,845	50,495	1,175,309	1,225,804	43,418	835,027	878,445	34,923	692,632	727,555	30,006	625,706	655,772
Army Cyclist Corps ..	319	7,752	8,071	315	7,676	7,991	278	5,752	6,030	234	4,976	5,210	204	3,667	3,871	157	2,576	2,733
Machine Gun Corps	6,529	118,579	125,108	5,546	110,502	116,048	4,678	88,613	93,291	4,004	61,513	65,522	3,129	49,289	52,418	2,860	44,772	47,632
Tank Corps ..	2,995	25,037	28,032	2,667	20,053	22,720	1,903	11,737	13,640	1,979	9,736	11,715	1,603	8,586	10,189	1,173	7,720	8,893
Colonial Corps ..	528	17,693	18,221	524	17,702	18,226	526	17,695	18,221	477	17,433	17,910	312	12,369	12,681	307	12,331	12,638
Royal Army Service Corps.	10,458	314,552	325,010	9,892	310,255	320,147	9,403	284,556	293,959	8,433	226,638	235,071	7,732	187,391	195,123	7,204	153,263	160,467
Royal Army Medical Corps.	10,948	129,059	140,007	10,398	125,123	135,521	10,063	119,089	129,152	9,169	103,717	112,886	7,877	85,020	92,897	7,047	68,931	75,978
Royal Army Ordnance Corps.	2,266	39,190	41,456	2,309	38,771	41,080	2,306	36,198	38,504	2,394	32,229	34,623	2,343	27,365	29,708	2,151	23,536	25,687
Royal Army Veterinary Corps.	1,333	25,124	26,457	1,333	24,578	25,911	1,220	22,305	23,525	1,122	19,582	20,704	860	16,598	17,458	747	11,666	12,413
Army Pay Corps	14,660	14,660	..	14,660	14,660	..	12,741	12,741	..	9,953	9,953	..	8,258	8,258	..	7,502	7,502
Labour Corps ..	5,217	390,717	395,934	5,117	365,949	371,066	5,107	299,993	305,100	4,744	238,683	243,247	4,055	186,924	190,979	3,789	141,979	145,768
*Indian Regiments ..	51	1,599	1,650	50	1,670	1,720	50	1,619	1,669	46	1,607	1,653	46	1,606	1,652	47	1,317	1,364
Non-Combatant Corps	..	3,162	3,162	..	3,000	3,000	..	2,702	2,702	..	2,672	2,672	..	2,393	2,393	..	1,899	1,899
Total	141,592	3,534,881	3,676,473	132,638	3,336,941	3,469,579	122,029	2,860,224	2,982,253	109,285	2,160,547	2,269,832	93,352	1,774,498	1,867,850	83,410	1,528,759	1,612,169
Royal Naval Division—																		
At home ..	470	6,340	6,810	451	4,840	5,291	441	5,155	5,596	363	3,019	3,382	253	2,363	2,616	165	1,269	1,434
Expeditionary Forces.	299	6,147	6,446	290	4,992	5,282	269	3,372	3,641	248	2,067	2,315	113	1,058	1,171	65	294	359
Prisoners of War	31	1,192	1,223	9	99	108	4	61	65	4	33	37	3	18	21	..	15	15
Missing ..	5	118	123	5	92	97	5	88	93	2	86	88	..	85	85	..	7	7
Total	805	13,797	14,602	755	10,023	10,778	719	8,676	9,395	617	5,205	5,822	369	3,524	3,893	230	1,585	1,815

States. Strength of the Regular Army and Territorial Force, by months.

Arm.	1st July, 1919.			1st August, 1919.			1st September, 1919.			1st October, 1919.			1st November, 1919.			1st December, 1919.		
	Officers.	Other ranks.	Total.	Officers.	Other ranks.	Total.	Officers.	Other ranks.	Total.	Officers.	Other ranks.	Total.	Officers.	Other ranks.	Total.	Officers.	Other ranks.	Total.
Household Cavalry ..	84	1,537	1,621	85	1,548	1,633	84	1,528	1,612	90	1,391	1,481	86	1,375	1,461	87	1,324	1,411
Cavalry ..	1,448	27,255	28,703	1,247	26,592	27,839	1,054	27,067	28,121	943	26,283	27,226	891	24,131	25,022	855	20,868	21,713
Royal Artillery—																		
Horse and Field ..	5,788	140,847	146,635	4,597	126,579	131,176	3,233	77,654	80,887	2,955	69,823	72,778	2,850	69,576	62,426	2,599	50,302	52,901
Garrison ..	3,877	75,383	79,060	3,369	65,829	69,198	2,952	53,463	61,415	2,351	47,393	49,744	1,968	34,110	36,078	1,642	29,454	31,095
Artillery Clerks ..		792	792		766	766		508	508		490	490		448	448		381	381
Royal Engineers ..	13,916	115,676	129,592	11,608	103,937	115,545	10,636	101,811	112,447	10,517	83,752	94,269	4,732	75,536	80,268	4,329	54,446	58,775
Foot Guards ..	739	10,967	11,706	658	11,028	11,686	630	11,081	11,611	572	9,604	10,176	531	7,427	7,958	460	6,680	7,140
Infantry ..	26,239	591,001	617,240	23,184	567,153	590,337	20,757	549,854	570,611	18,024	491,914	509,938	15,244	409,206	424,450	12,296	320,672	332,968
Army Cyclist Corps	138	2,501	2,639	115	2,299	2,414	106	1,981	2,087	102	1,818	1,920	67	1,373	1,440	21	705	726
Machine Gun Corps	2,662	41,061	43,723	2,427	39,354	41,781	2,186	37,154	39,340	1,760	35,405	37,165	1,359	27,687	28,946	1,262	20,636	21,898
Tank Corps ..	1,061	7,725	8,786	1,047	8,608	9,655	945	9,173	10,118	814	7,159	7,973	688	6,731	7,419	612	5,649	6,261
Colonial Corps ..	306	12,412	12,718	307	12,485	12,792	156	4,788	4,944	150	4,680	4,830	147	4,669	4,816	145	4,588	4,733
Royal Army Service Corps.	6,364	124,827	131,191	5,937	111,249	117,186	4,876	101,149	106,025	4,414	82,065	86,479	3,702	70,628	74,330	3,303	52,311	56,144
Royal Army Medical Corps.	6,481	56,551	63,032	6,400	46,877	53,277	5,796	41,020	46,816	5,536	35,122	40,658	5,370	30,674	36,044	5,481	25,768	31,249
Royal Army Ordnance Corps.	2,107	22,142	24,249	2,044	22,162	24,206	2,009	20,211	22,220	1,954	16,388	18,342	1,827	14,314	16,141	1,666	11,487	13,151
Royal Army Veterinary Corps.	701	10,100	10,801	670	8,561	9,231	616	6,376	6,992	571	4,630	5,201	489	3,540	4,029	429	2,662	3,091
Army Pay Corps ..		7,146	7,146		6,722	6,722		6,429	6,429		5,119	5,119		4,434	4,434		3,743	3,743
Labour Corps ..	3,937	128,488	132,425	3,791	102,677	106,468	3,764	92,051	95,815	3,573	84,425	87,998	3,373	67,058	70,431	3,185	45,572	48,757
*Indian Regiments ..	56	1,312	1,368	56	1,312	1,368	56	1,312	1,368	40	1,407	1,347	40	1,302	1,342	37	1,288	1,325
Non-Combatant Corps		1,752	1,752		1,714	1,714		1,670	1,670		1,609	1,609		1,469	1,469		1,321	1,321
Total ..	75,704	1,379,475	1,455,179	67,542	1,267,452	1,334,994	59,856	1,151,230	1,211,086	54,366	1,010,377	1,064,743	43,364	845,588	888,952	39,909	659,876	698,785
Royal Naval Division—																		
At home ..	128	911	1,039	91	762	853	63	402	465	48	289	337	37	205	242	21	99	120
Expeditionary Forces	41	121	162	31	50	81	10	13	23	5	9	14	3	5	8	2	5	7
Prisoners of War		14	14		14	14		13	13		12	12		6	6			
Missing ..		1	1		1	1		1	1		1	1		1	1			
Total ..	169	1,047	1,216	122	827	949	73	429	502	53	311	364	40	217	257	23	104	127

* Includes miscellaneous Indian troops, North China, and the depôts in India.

TABLE (i).—REGIMENTAL STRENGTH OF THE BRITISH ARMY (REGULAR ARMY AND TERRITORIAL FORCE) AT HOME AND ABROAD, BY ARMS AND MONTHS—*continued.*

Arm.	1st January, 1920.			1st February, 1920.			1st March, 1920.											
	Officers.	Other ranks.	Total.	Officers.	Other ranks.	Total.	Officers.	Other ranks.	Total.	Officers.	Other ranks.	Total.	Officers.	Other ranks.	Total.	Officers.	Other ranks.	Total.
Household Cavalry	85	1,205	1,390	84	1,291	1,375	83	1,285	1,368									
Cavalry ..	820	18,438	19,258	825	18,153	18,978	841	18,061	18,902									
Royal Artillery—																		
Horse and Field ..	2,360	44,683	47,043	2,090	40,499	42,589	1,987	37,818	39,805									
Garrison ..	1,534	25,821	27,355	1,435	21,531	22,966	1,399	18,279	19,678									
Artillery Clerks	357	357	..	319	319	..	299	299									
Royal Engineers ..	3,956	43,345	47,301	3,677	38,161	41,838	3,556	32,639	36,195									
Foot Guards ..	420	6,460	6,880	389	6,783	7,172	383	7,065	7,448									
Infantry ..	10,394	270,050	280,444	9,270	244,451	253,721	8,311	223,756	232,067									
Army Cyclist Corps	13	183	196	5	117	122	5	88	93									
Machine-Gun Corps	1,046	17,498	18,544	879	15,609	16,488	621	13,770	14,391									
Tank Corps ..	531	5,125	5,656	457	4,896	5,353	404	4,681	5,085									
Colonial Corps ..	144	4,576	4,720	177	4,638	4,815	148	4,337	4,485									
Royal Army Service Corps.	3,241	43,282	46,523	2,787	41,345	44,132	2,454	37,323	39,777									
Royal Army Medical Corps.	3,211	21,875	25,086	2,966	15,103	18,069	2,910	12,267	15,177									
Royal Army Ordnance Corps.	1,365	9,434	10,799	1,226	7,918	9,144	1,137	7,643	8,780									
Royal Army Veterinary Corps.	397	2,038	2,435	372	1,874	2,246	347	1,502	1,849									
Army Pay Corps	3,081	3,081	..	2,676	2,676	..	2,526	2,526									
Corps of Military Accountants	32	6	38	32	205	237									
Labour Corps ..	2,142	33,927	36,069	1,786	29,304	31,010	1,023	22,069	23,092									
*Indian Regiments .	37	1,285	1,322	68	2,181	2,249	68	2,181	2,249									
Non-Combatant Corps	..	455	455	..	3	3	..	3	3									
Total (all arms)	31,696	553,218	584,914	28,445	496,858	525,303	25,709	447,797	473,506									

* Includes miscellaneous Indian troops, North China, and the depôts in India.

States. Strength of the Regular Army and Territorial Force, by months.

TABLE (ii).—INCREASE AND DECREASE OF THE REGULAR ARMY (NON-COMMISSIONED OFFICERS AND MEN ONLY) BY MONTHS.
(From August, 1914, to 1st October, 1917.)

Month.	Strength on 1st of the month.	Increase.										Decrease.														
		Recruits and re-enlisted.		Joined from desertion.	From Army Reserve.	From Special Reserve.	From Territorial Force.	From missing, Expeditionary Force.	Brought on Imperial Establishment.	Other causes.	Total increase.	Died.	Discharged.						Struck off as deserters.	To Army Reserve.	To Special Reserve.	To Territorial Force.	Missing, Expeditionary Force.	Struck off Imperial Establishment.	Other causes.	Total decrease.
		Regular Army.	Colonial Corps.										On completion of engagement.	Invalids.	Not likely to become efficient.	Misconduct.	Miscellaneous.	Total discharged.								
1914.																										
August ..	232,763	137,296	81	1,776	135,124	58,993	900	49	334,219	103	105	780	249	34	147	1,815	356	615	77	14	..	887	1	3,367
September	563,615	367,886	77	755	35,000	2,016	18	..	374,252	1,807	41	1,613	5,221	73	274	7,222	397	52	75	1	..	13	1,223	10,790
Total, 1st Aug., 1914, to 1st Oct., 1914.		505,182	158	2,531	138,624	61,009	918	49	708,471	1,909	146	2,393	5,470	107	421	8,537	753	667	152	15	..	900	1,224	14,157
1915.																										
October	927,077	103,943	22	401	1,927	1,276	10	..	53	70	107,702	2,285	35	2,972	24,734	400	758	28,899	1,322	16	89	2	..	4	..	32,617
November ..	1,002,162	105,209	36	324	625	1,545	5	..	1,071	1,979	110,794	6,399	8	2,559	15,305	585	831	22,288	1,874	2	59	5	..	3	1	30,631
December ..	1,082,325	61,874	106	285	1,032	23	153	..	69	..	63,542	3,034	12	3,015	10,469	356	902	14,754	2,229	4	56	5	..	2	2,488	22,572
1915.																										
January ..	1,123,295	107,717	29	529	227	42	5	..	212	1,446	110,207	3,027	10	2,427	9,312	409	1,076	13,234	2,984	19	54	4	..	4	1	19,327
February ..	1,214,175	58,496	22	605	135	63	44	..	524	..	59,889	2,612	5	3,842	6,827	442	1,472	12,588	3,762	1	23	11	..	4	1,963	20,964
March ..	1,253,100	62,163	47	718	62	18	178	..	1,514	..	64,700	4,913	7	2,966	7,374	622	1,365	12,334	3,312	3	66	151	..	27	1,952	22,758
April ..	1,295,042	174,816	34	809	55	95	14	..	27	..	175,850	3,321	11	3,013	10,459	474	2,641	16,598	3,444	3	62	21	..	5,054	5,025	33,528
May ..	1,437,364	82,231	26	707	44	21	6	83,035	9,021	5	3,612	7,075	297	2,681	13,670	3,305	7	32	11	2,017	28,063
June ..	1,492,336	74,063	15	1,022	29	21	5	..	145	..	75,300	5,154	15	3,932	5,516	214	2,504	12,181	4,340	6	65	10	1,545	42	165	23,508
July ..	1,544,128	55,336	27	1,066	18	50	6	19	56,522	3,703	35	4,528	4,393	243	2,393	11,592	4,527	1	27	22	9,706	241	2,919	32,733
August	1,567,912	67,410	16	1,136	39	46	4	301	55	1,295	70,302	4,272	1,296	2,243	1,262	160	1,905	6,866	4,830	1	116	41	4,608	132	9	21,075
September	1,617,139	47,093	22	1,104	26	..	6	603	205	..	49,059	6,310	1,703	1,910	1,503	119	1,615	6,850	4,446	2	3	19	1,106	..	797	19,533
Total, 1st Oct., 1914, to 1st Oct., 1915.		1,000,851	402	8,706	4,219	3,200	436	923	3,875	4,790	1,026,902	54,051	3,142	37,019	107,229	4,321	20,143	171,854	40,375	65	652	302	17,165	5,513	17,337	307,314
1916.																										
October	1,646,665	73,050	13	1,165	17	1	3	359	115	..	74,723	11,269	2,150	1,985	1,682	126	2,259	8,202	3,920	11	1,765	..	1,437	26,664
November	1,694,724	100,381	22	1,102	7	..	2	455	84	..	102,053	4,738	2,566	2,472	2,500	77	2,061	9,676	3,575	3	..	1	5,365	16	1,287	24,661
December	1,772,116	35,767	20	1,083	15	..	5	540	34	..	37,464	4,493	1,792	3,317	2,523	84	2,032	9,748	2,891	282	3,512	..	2,171	23,097

83 States. Regular Army. Increase and decrease by months.

TABLE (ii).—INCREASE AND DECREASE OF THE REGULAR ARMY (NON-COMMISSIONED OFFICERS AND MEN ONLY) BY MONTHS—continued.

Month.	Strength on 1st of the month.	Increase.											Decrease.															
		Recruits and re-enlisted		Joined from desertion.	From Army Reserve.	From Special Reserve.	From Territorial Force.	From missing, Expeditionary Force.	Brought on Imperial Establishment.	Other causes.	Total increase	Died	Discharged.						Struck off as deserters.	To Army Reserve	To Special Reserve.	To Territorial Force.	Missing, Expeditionary Force.	Struck off Imperial Establishment.	Other causes	Total decrease.		
		Regular Army.	Colonial Corps.										On completion of engagement.	Invalids.	Not likely to become efficient	Misconduct	Miscellaneous	Total discharged.										
1916																												
January ..	1,786,483	51,700	36	1,231	14	..	11	..	366	237	..	53,595	3,925	2,936	3,847	2,238	91	2,060	11,172	3,167	54	1,747	..	1,284	..	5,266	26,635	
February ..	1,813,443	53,420	94	1,175	5	..	7	..	574	79	2,591	57,949	4,486	2,346	4,398	2,221	100	2,221	11,266	2,449	35	1,031	..	483	314	4	20,088	
March ..	1,851,304	66,363	48	1,041	19	..	19	..	1,169	73	..	68,728	6,338	1,638	6,439	2,870	72	1,937	12,956	2,347	100	654	..	654	..	1,132	23,831	
April ..	1,896,201	83,447	47	810	33	..	839	112	641	85,929	5,147	1,470	7,893	1,971	55	1,581	12,970	1,369	333	310	..	4,948	..	1	25,078	
May ..	1,957,052	76,322	48	895	13	..	52	..	823	202	4,377	82,732	6,260	1,232	8,574	2,285	39	1,388	13,568	1,560	655	4,462	..	775	1	1	27,282	
June ..	2,012,502	130,218	54	848	8	..	191	..	585	78	..	131,982	6,059	336	10,449	3,416	10	1,168	15,379	1,192	395	8,794	..	837	..	5,816	38,472	
July ..	2,106,012	79,022	64	688	3	..	606	..	471	113	..	80,967	19,739	69	9,236	2,983	6	1,327	13,621	1,247	1903	1,822	..	1,408	88	2,815	42,693	
August ..	2,144,286	76,106	38	709	7	..	6,768	..	773	194	4,910	89,505	14,730	100	10,698	3,008	8	1,834	15,648	1,443	2378	2,225	..	6,038	..	1	42,513	
September ..	2,191,278	50,616	25	715	7	..	36,487	..	3,645	892	5,196	97,583	15,635	109	9,645	2,152	6	2,257	14,169	1,360	1754	4,622	..	6,060	1,150	2	44,752	
Total, 1st Oct., 1915, to 1st Oct., 1916.		876,412	509	11,462	115	1	44,184	..	10,599	2,213	17,715	963,210	102,919	16,794	78,953	29,849	674	22,125	148,395	26,520	7610	25,961	..	32,779	1,569	20,013	365,766	
1917.																												
October ..	2,244,109	57,041	49	846	143	..	81,095	..	2,456	..	15,331	106,961	14,425	90	5,543	1,210	6	1,958	8,807	1,756	1447	8,558	..	2,849	14	..	37,856	
November ..	2,313,214	52,598	43	880	253	..	17,127	..	781	37	4,289	76,008	10,581	244	4,223	248	6	2,392	7,113	1,796	1744	9,555	..	3,065	198	2	34,054	
December ..	2,355,168	39,555	57	745	307	..	17,121	..	725	143	..	58,653	6,152	180	4,139	314	7	1,791	6,431	1,646	3004	5,618	..	3,168	45	622	26,686	
January ..	2,387,135	60,244	83	1,316	336	..	12,558	..	708	19	11,606	86,870	4,791	192	4,092	206	4	1,606	6,100	2,687	3536	8,413	..	2,008	1,246	1	28,782	
February ..	2,445,223	87,776	47	1,137	239	..	13,081	..	681	24	16,512	119,497	5,843	139	4,996	12	19	1,998	7,164	1,554	3919	7,391	362	585	822	1	27,661	
March ..	2,537,059	95,900	14	1,186	282	..	13,905	1501	995	91	5,988	119,812	7,609	477	7,220	25	3	3,150	10,875	1,831	4591	6,548	1,918	787	34,159	
April ..	2,622,712	78,394	59	940	314	..	7,127	..	1,663	131	6,063	94,691	13,050	193	7,595	15	1	2,959	10,763	1,831	4591	6,548	1,918	787	40,973	
May ..	2,676,430	70,896	54	959	490	..	11,302	..	1,833	..	6,661	92,195	15,837	130	7,433	8	5	2,871	10,447	1,499	3821	7,350	..	3,233	125	..	42,312	
June ..	2,726,313	70,505	31	939	476	..	11,339	..	2,150	3	20,556	105,999	11,203	120	7,352	57	3	3,865	11,397	1,779	3430	8,374	..	4,906	101	1	41,191	
July ..	2,791,121	53,984	89	843	638	..	11,098	..	2,200	33	..	63,885	9,423	118	10,424	32	5	4,054	14,633	1,706	2379	10,204	..	2,243	227	3,084	43,899	
August ..	2,816,107	65,544	54	970	2,269	..	11,816	..	2,070	124	1,882	184,729	17,231	92	15,821	60	9	3,964	19,946	2,159	1933	8,714	..	1,473	51,506	
September ..	2,949,330	32,419	71	815	1030	..	8,528	..	815	125	3,756	47,559	8,743	97	14,854	1	4	5,080	20,036	1,755	1195	3,426	..	1,768	..	1	41,924	
October ..	2,954,965
Total, 1st Oct., 1916, to 1st Oct., 1917.		764,856	651	11,526	6777	..	266,097	1501	17,077	730	92,644	1,161,859	124,938	2,072	93,692	2,188	72	35,688	133,712	21,838	36179	98,666	2,318	26,862	2,778	3,712	451,003	

NOTE.—The monthly return of the Regimental Strength of the British Army from which this table is compiled has from 1st October, 1917, been revised to include the Territorial Force; this table is continued on the next page (Table iii.) and includes the Territorial Force which up to 1st October, 1917, had been excluded from the above figures.

States, Regular Army. Increase. 84

TABLE (iv.) (α).—INCREASE AND DECREASE OF THE REGIMENTAL STRENGTH OF THE BRITISH ARMY (REGULAR ARMY AND TERRITORIAL FORCE) AT HOME AND ABROAD, BY ARMS, BETWEEN 1ST OCTOBER, 1917, AND 1ST OCTOBER, 1918.

(Warrant Officers, Non-Commissioned Officers and Men only.)

Arm.	Strength on 1st October, 1917.		Increase.										Decrease.										Strength on 1st Oct., 1918.						
			Recruits or re-enlisted.			Joined from desertion	From Army Reserve.	From Special Res.	From Territorial Force.	Warrant officers.	From Royal Air Force	From missing. Ex-peditionary Forces.	Bought in Imperial Establishment.	Other causes	Total increase.	Discharged.					Struck off as deserters.	To Army Reserve.		To Special Reserve.	To Royal Air Force.	Missing Expeditionary Forces.	Struck off Imperial Establishment.	Other causes.	Total decrease.
			Reg. Army and Terr. Force.	Colonial Corps.	Died.											On completion of engagement.	Invalids.	Not likely to become efficient.	Misconduct.	Miscellaneous.									
Household Cavalry..	7,241	161	..	1	4	..	65	231	160	6	238	69	313	11	24	..	2	113	..	5,566	6,189	1,283	
Cavalry ..	43,921	9,100	..	166	190	..	51,506	506	61,468	1,506	61	2,642	652	3,355	899	777	..	104	228	..	26,178	32,547	72,842	
Royal Artillery—																													
Horse and Field ..	235,539	25,034	..	1,104	304	..	100,266	1,494	14	601	..	128,817	9,685	52	10,962	3	8	2,637	13,657	1,918	3,846	..	46	3,194	..	11,912	44,258	320,008	
Garrison ..	153,237	24,671	..	189	13	..	21,886	931	1	8,115	55,906	4,735	38	7,180	..	158	7,376	482	1,747	..	104	21	..	14,465	194,678		
Artillery clerks ..	877	1	147	224	372	5	2	18	20	1	2	..	2	30	1,219	
Royal Engineers ..	325,179	26,243	..	277	756	..	1,760	1	1,409	..	14,301	44,747	4,036	14,993	1,591	16,584	675	3,141	..	41	1,978	26,455	343,471		
Royal Flying Corps (Military Wing).	86,323	30,539	..	103	12	596	25,447	56,697	339	1,591	512	..	3,616	5,719	313	204	..	136,445	143,020	..		
Foot Guards ..	36,335	12,730	..	179	53	..	11	215	1	96	..	4,148	17,433	3,442	7	3,360	..	1	976	4,341	331	488	..	6	322	..	8,933	44,335	
Infantry ..	1,190,996	331,989	..	10,446	8,690	..	620,246	10,525	175	34,140	..	1,016,211	111,425	199	121,474	112	16	35,575	573,767	17,456	18,617	..	2,767	91,901	..	180,941	580,483	1,626,724	
Army Cyclist Corps	11,351	1	..	2	6	124	..	4	..	137	192	..	187	39	226	7	63	..	17	2,546	3,051	8,437	
Machine Gun Corps	81,167	398	..	364	109	513	55,015	56,399	5,453	..	2,745	3,104	5,869	618	696	..	10	12,646	124,920		
Tank Corps ..	12,916	2,328	..	56	7	132	9,684	12,207	437	..	275	467	742	120	108	1,407	23,716		
Colonial Corps*	4,060	..	15,327	28	65	15,420*	418	129	670	114	35	16	964	90	1	142	1,615	17,665	
Army Service Corps	301,019	36,903	..	697	486	..	1,606	2,715	42,407	2,515	40	13,849	6	1	5,089	18,985	1,443	2,654	..	1,343	168	27,108	316,318	
Royal Army Medical Corps.	128,272	6,268	..	103	435	516	4,539	11,861	1,726	29	5,076	2	..	1,208	6,315	223	2,544	..	612	11,418	128,715	
Army Veterinary Corps	27,919	2,239	..	49	30	..	33	58	2,409	115	2	2,029	57	2,088	79	346	..	9	1,128	3,760	26,565	
Army Ordnance Corps	32,737	2,384	..	16	19	..	3	843	4,096	7,361	148	8	1,119	279	1,406	40	351	..	20	1,965	38,133	
Army Pay Corps ..	9,651	538	..	2	15	103	5,533	6,241	41	6	767	96	869	6	412	..	394	1,722	14,170	
Labour Corps ..	259,133	17,823	..	796	1,216	..	1,227	854	15,384	175,762	2,782	..	35,713	229	35,942	2,042	10,651	..	1,513	52,930	381,965		
Indian troops†	3,780	1	..	1255	..	1,256	3,703	..	3,703	1,333	
Non-Combatant Corps	3,312	362	..	8	31	401	2	..	32	14	..	46	19	78	476	3,237	
Total .	2,954,965	529,713	15,327	14,587	12,476	..	796,784	22,163	192	36,250	1255	284,998	1,713,743	149,161	579	224,940	749	56	55,872	282,196	26,272	47,003	..	143,435	97,757	3,703	224,951	978,181	3,690,527

* Includes 15,315 of the British West Indies Regiment taken up since its formation.

† Includes miscellaneous Indian troops, North China, and the depôts in India.

NOTE.—This table excludes the Royal Naval Division.

87
Regular Army and Territorial Force. Increase and Decrease by Arms. Oct., 1917, to Oct., 1918.

TABLE (iv.) (b.)—INCREASE AND DECREASE OF THE REGIMENTAL STRENGTH OF THE BRITISH ARMY (REGULAR ARMY AND TERRITORIAL FORCE) AT HOME AND ABROAD BY ARMS, BETWEEN 1ST OCTOBER, 1918, AND 1ST OCTOBER, 1919.

(Warrant Officers, Non-Commissioned Officers and Men only.)

Arm.	Strength on 1st October, 1918		Increase.										Decrease.													Strength on 1st October, 1919							
			Recruits or re-enlisted.	Joined from desertion.	From Army Reserve	From Special Res.	From Territorial Force	Warrant officers.	From Royal Air Force.	From missing. Expeditionary Forces	Brought on Imperial Establishment.	Other causes.	Total increase	Discharged.										Struck off as deserters.	To Army Reserve		Disembodied	To Special Reserve.	To Royal Air Force.	Given up as deserters.	Missing, Expeditionary Forces struck off Imperial Establishment	Other causes.	Total decrease.
														Died.	On completion of engagement	Invalids.	For re-enlistment under A.O. No 124 of 1919.	Not likely to become efficient.	Demobilized.	Miscellaneous	Total discharged												
Household Cavalry..	1,283	122	..	2	15	..	1,118	1,257	13	25	101	..	2	21	149	2	968	17	1,149	1,391
Cavalry ..	72,842	9,774	..	117	73	9,964	808	150	3,385	2,422	..	19,301	1	1,003	26,262	422	27,791	..	193	9	1	7	..	1,030	56,523	26,283	
Royal Artillery—																																	
Horse and Field ..	320,098	18,982	..	570	710	5	877	..	21,144	4,519	157	12,042	5,753	1	147,354	1	3,562	68,870	1,321	188,558	65	..	374	7,712	271,419	69,823		
Garrison ..	194,678	5,084	..	136	168	5,388	2,650	379	8,626	2,537	2	17,828	3	718	30,093	230	116,977	..	79	12	..	73	2,509	152,673	47,394		
Artillery clerks ..	1,219	30	87	15	15	52	23	..	8	..	2	105	..	726	2	846	490		
Royal Engineers ..	343,471	13,295	..	350	169	1	39	..	9,566	23,420	3,932	277	18,072	2,846	2	18,359	2	1,660	41,221	663	236,130	..	1122	19	..	52	..	283,139	83,752	
Foot Guards ..	44,835	4,115	..	160	46	7	..	4,328	1,132	33	3,291	875	15	3,011	13	943	8,186	274	23,389	5	..	1,573	39,559	9,604	
Infantry ..	1,626,724	134,717	..	6,626	4,445	34	205	32,887	..	17,891	47,963	12,888	122,354	55,511	985	22,952	611	1,953	429,208	1,414	761,784	..	6,970	732	1	9,667	43,285	131,372	491,914		
Army Cyclist Corps	8,437	5	..	4	6	1	..	455	177	2	253	1,868	..	208	2,331	5	4,520	52	..	5	7,090	1,818		
Machine-Gun Corps	124,920	10,497	..	276	650	11,423	2,811	109	5,273	3,927	..	6,445	..	1,721	17,475	593	73,356	13	1,515	..	175	100,938	35,405		
Tank Corps ..	23,716	4,066	..	46	5	978	5,096	328	1,021	648	..	953	..	61	2,683	186	18,455	21,652	7,159		
Colonial Corps*	17,865	..	696	31	7	..	734	262	156	761	..	19	4,566	32	34	5,568	115	25	7782	167	13,919	4,650		
Royal Army Service Corps.	316,318	14,369	..	612	4,446	1	16,692	36,120	3,518	143	20,045	1,602	..	17,175	76	5,875	44,916	1,226	220,569	..	125	19	270,373	82,065		
Royal Army Medical Corps.	128,715	3,410	..	69	59	8,794	13,332	1,337	41	5,401	1,332	13	26,862	..	630	34,285	154	70,596	554	106,925	35,122		
Royal Army Ordnance Corps	38,133	1,721	..	31	5	6,970	8,727	933	77	2,028	213	..	136	..	178	2,632	72	27,417	..	12	6	30,472	16,385		
Royal Army Veterinary Corps	26,563	478	..	49	6	533	195	1	2,237	41	364	2,643	97	17,937	2	1,597	22,471	4,630		
Army Pay Corps ..	14,170	800	..	3	9	1,141	1,963	143	47	1,581	76	..	4	816	2,524	12	8,323	2	11,004	5,119			
Labour Corps ..	381,965	18,133	..	758	1,821	6	3,408	24,126	3,266	332	32,262	6,933	..	33,423	..	1,170	74,120	2,057	241,102	..	1,015	104	..	2	..	321,666	84,425	
Indian Troops†	1,333	338	..	338	364	364	1,307		
Non-Combatant Corps	3,237	32	..	1	21	54	23	..	263	3	51	317	25	1,312	5	1,682	1,603		
Total ..	3,690,527	239,630	696	9,841	12,639	34	218	33,833	338	50,209	347,438	73,423	3,217	239,048	84,744	439	426,810	769	38,561	793,588	21,618	2,049,934	52	9,516	1,561	2	11,695	81,466	58,053	3,027,588	1,010,377

* Includes 15,815 of the British West Indies Regiment taken up since its formation.

† Includes miscellaneous Indian troops, North China, and the depôts in India.

NOTE.—This table excludes the Royal Naval Division.

Regular Army and Territorial Force. Increase and Decrease by Arms, Oct., 1918, to Oct., 1919.

(8786)

TABLE (iv.) (c).—INCREASE AND DECREASE OF THE REGIMENTAL STRENGTH OF THE BRITISH ARMY (REGULAR ARMY AND TERRITORIAL FORCE) AT HOME AND ABROAD, BY ARMS BETWEEN 1ST OCTOBER, 1919, AND 1ST APRIL, 1920.

(Warrant Officers, Non-Commissioned Officers and Men only.)

Arm.	Strength on 1st October, 1919.	Increase.											Decrease.											Strength on 1st April, 1920.												
		Recruits or re-enlisted.		Joined from desertion.	From Army Reserve.	From Special Res. Force.	From Territorial Force.	Warrant officers.	From Royal Air Force	From missing Expeditionary Forces	Brought on Imperial Establishment	Other causes.	Total increase.	Died	Discharged.							Struck off as deserters.	To Army Reserve.		To Special Reserve.	To Royal Air Force.	Given up as deserters.	Missing, Expeditionary Forces.	Struck off Imperial Establishment.	Other causes.	Total decrease.					
		Reg Army and Terr. Force.	Colonial Corps.												On completion of engagement.	Invalids.	For re-enlistment under A.O. No 124 of 1919	Not likely to become efficient.	Demobilized.	Misconduct.	Miscellaneous.											Total discharged.				
Household Cavalry	1,391	60	..	1	1	62	2	20	46	..	4	..	1	14	65	2	94	2	187	1,266		
Cavalry ..	26,253	2,402	..	139	40	3,283	37	140	616	182	8	1,398	23	546	2,913	452	8,919	12,321	17,245		
Royal Artillery—																																				
Horse and Field ..	69,823	5,399	..	299	363	1	6,062	102	317	1,804	..	24	3,644	45	3,512	8,846	1,145	30,128	..	33	803	41,057	34,828	
Garrison ..	47,393	1,365	..	63	72	1,500	327	296	1,310	139	7	988	28	205	2,973	225	28,600	620	32,745	16,148		
Artillery clerks ..	490	19	3	12	3	1	16	..	214	233	276	
Royal Engineers ..	83,752	1,740	..	142	13	3,823	355	873	2,877	290	21	906	40	1,231	6,238	236	54,936	41	32	61,841	27,634	
Foot Guards ..	9,604	2,840	..	73	17	2,693	132	32	326	7	49	..	70	211	695	211	4,322	1	5,361	6,936	
Infantry ..	491,914	22,702	..	2,439	894	28	1	468	..	26,582	1,134	20,131	19,096	2,320	791	30,041	676	7,873	62,810	5,442	253,500	593	110	..	258	6,503	330,350	188,146	
Army Cyclist Corps	1,818	3	3	24	33	57	5	1,635	59	1,756	65
Machine-Gun Corps	35,405	946	..	104	132	1,182	116	15	878	27	136	1,056	460	25,052	..	106	180	26,970	9,617	
Tank Corps ..	7,159	148	..	30	1	33	4	14	350	27	..	12	..	34	437	119	2,639	3,199	4,172	
Colonial Corps ..	4,680	..	296	15	49	11	149	49	..	5	395	9	18	624	46	190	871	4,169	
Royal Army Service Corps.	82,065	7,465	..	230	47	5,553	13355	227	212	1,942	617	..	606	50	2,117	5,544	533	55,484	11	117	61,916	33,504	
Royal Army Medical Corps.	35,122	2,346	..	31	34	2,411	58	25	644	90	211	1,076	9	533	2,593	104	19,227	2	5	4,170	26,159	11,374	
Royal Army Ordnance Corps.	16,388	2,259	2,259	26	43	244	29	1	13	..	128	458	27	11,278	55	11,844	6,803	
Royal Army Veterinary Corps.	4,630	119	..	7	126	14	..	118	55	173	25	3,263	55	3,520	1,236	
Army Pay Corps ..	5,119	94	..	2	96	5	41	89	43	173	..	2,772	8	2,958	2,257	
Corps of Military Accountants.	..	6	250	256	256	..	
Labour Corps ..	84,425	92	..	79	30	141	113	60	9,405	28	..	2,105	..	5	11,623	321	57,960	103	1,433	71,553	13,013	
Indian Troops*	1,307	896	94	94	2,109
Non-Combatant Corps.	1,609	1	1	1	..	5	1	1,398	3	1,608	2	
Total ..	1,010,377	49,423	296	3,768	1,644	28	2	468	696	10,697	67,222	2,667	4,281	39,326	3,756	11,211	41,217	951	16,667	107,319	9,354	561,801	750	406	..	261	94	13,891	696,543	381,056				

* Includes miscellaneous Indian troops, North China, and the depôts in India.

NOTE.—This table excludes the Royal Naval Division.

89
Regular Army and Territorial
Force. Increase and Decrease
by Arms, Oct., 1919, to Apr., 1920.

M

TABLE (v.).—STRENGTH OF THE ARMY RESERVE BY ARMS IN SECTIONS.

(April, 1920.)

Arm.	Section A.	Section B.	Section D.	Class W.	Total.
Household Cavalry	176	176
Cavalry	3,896	..	4	3,900
Royal Artillery. { Horse	18,824	..	1	18,825
{ Field				
{ Garrison				
Royal Engineers	5,343	2	..	5,345
Foot Guards	3,198	..	2	3,200
Infantry	19,716	12	965	20,693
Machine-Gun Corps	2,549	2,549
Tank Corps	304	304
Royal Army Service Corps	4,346	4,346
Royal Army Medical Corps	2,615	2,615
Royal Malta Artillery	39	39
Royal Army Ordnance Corps	553	1	..	554
Royal Army Veterinary Corps	101	101
Army Pay Corps	12	12
Labour Corps	1,250	1	40	1,291
Total	62,922	16	1,012	63,950*

* Includes 477 residing abroad.

Section A consists of men who undertake a liability to be called out in stated circumstances without the General Reserve being mobilized; the undertaking is for the period required to complete one year from the date of their first transfer to the Reserve, and in certain circumstances for a further year. It was established by Royal Warrant of 8th October, 1898, (A.O. 142 of 1898).

Section B is the ordinary Reserve, and consists of men completing, in the Reserve, the term of their original engagement. It now includes Section C, in which men who had converted a period of colour service into Reserve service used to serve until the time when their correct date of transfer to the Reserve arrived, when they passed into Section B.

Section D consists of men who, having completed the term of their original engagement (12 years), either with the colours or in the Reserve, or having been discharged after 12 years' service, provided not more than 15 years have elapsed since the date of first attestation (A.O. 212/1913) re-engage (or re-enlist) for a further period of four years in the Reserve. It is only opened when required. Men of certain trades are allowed to re-engage for further periods of four years in Section D, or, if they are within four years of attaining the age of 50, till the attainment of that age.

Class W consists of soldiers whose services are deemed to be more valuable to the country in civil life than in military employment. These reservists will be liable at any time to be re-called for service with the colours.

SECTION 4.

DETAILS OF THE STATES OF THE EXPEDITIONARY FORCES.

TABLE (i.) (a.)—FEEDING STRENGTH. FRANCE AND FLANDERS.

(7th December, 1918.)

Detail.	Men.		Patients in hospital.		Total.		Q.M.A.A.C.	Indian.	French.	Italian.	Belgian.	Portuguese.	American.	Cape Boys.	Kafirs.	Russian.	Roumanian.	Serbian.	Chinese.	Prisoners of war.	Hospital native labour.	Grand total fed.	Animals.			
	British.	Indian.	British.	Indian.	British.	Indian.																	British.	French.	Total.	
General Headquarters ..	19,809	19,809	..	407	..	745	3	21	..	15	1,637	3,412	..	26,049	938	59	997
Independent Force, R.A.F.	4,660	4,660	3	2,344	1,353	..	8,360	78	..	78
1st Army	333,039	1,651	333,039	1,651	8,740	156	20	422	720	7,387	4,030	..	336,165	75,097	435	75,532
2nd Army	185,020	886	185,020	886	185,906	56,552	..	56,552
3rd Army	337,767	808	337,767	808	81	..	3,226	195	13,976	35,030	..	390,183	59,933	335	60,268
4th Army	270,578	579	270,578	579	271,157	71,669	..	71,669
5th Army	297,209	911	297,209	911	191	..	3,091	23,903	12	9,762	10,067	..	345,570	55,314	5,599	60,913
Cavalry Corps ..	27,395	27,395	27,395	25,414	..	25,414
Tank Corps	6,865	6,865	6,865	89	..	89
Total	1,482,342	4,835	19,857	80	1,502,199*	4,915*	679	..	15,805	159	41	24,520	747	424	35,106	53,892	188	1,638,675†	345,084	6,428	351,512
Lines of Communication	338,283	9,361	58,687	1,113	396,970	10,474	8,782	1,343	1,196	1,672	23	6,881	4,295	3,241	9	63	36	52,607	135,730	1,928	625,250	48,822	613	49,435
Grand total ..	1,820,625	14,196	78,544	1,193	1,899,169	15,389	9,461	1,343	17,001	1,831	64	31,401	5,042	3,241	9	487	36	87,713	189,622	2,116	2,263,945	393,906	7,041	400,947
Total 2nd November, 1918, for comparison.	1,794,470	14,229	85,755	1,195	1,880,225	15,424	9,251	3,307	7,196	182	22	28,044	40,166	3,700	19	81,673	178,692	2,153	2,260,054	394,443	9,733	404,176

* Includes 19,857 British and 80 Indian patients in hospital.

† Includes 188 Hospital Native Labour.

TABLE (i.) (b).—FEEDING STRENGTH. FRANCE AND FLANDERS.
(3rd April, 1920.)

Detail.	Men.		Patients in hospital.		Total.		Q.M.A.A.C.	Indian.	French.	Italian.	Belgian.	Portuguese.	American.	Polish.	Kaffirs.	Russian.	Roumanian.	Serbian.	Chinese.	Hospital patients.	Grand Total fed.	Animals.		
	British.	Indian.	British.	Indian.	British.	Indian.																British.	French.	Total.
General Headquarters	2,843	..	36	..	2,879	..	272	..	35	7	3,193	79	..	79
1st District	6,222	..	129	..	6,351	..	140	4	6,495	574	..	574
3rd District
5th District	4,836	..	90	..	4,926	..	93	6	5,025	494	..	494
Total	13,901	..	255	..	14,156	..	505	..	35	17	14,713	1,147	..	1,147
Lines of Communication ..	6,750	..	332	..	7,082	..	220	59	124	7,484	278	..	278
Grand total	20,651	..	587	..	21,238	..	725	..	35	59	141	22,197	1,425	..	1,425
Total 21st February, 1920, for comparison.	34,939	5,486	914	..	35,853	5,486	885	..	43	1,616	4,132	623	43,638	3,678	..	3,678

TABLE (ii).—NUMBER OF WOMEN EMPLOYED WITH THE BRITISH EXPEDITIONARY FORCE, FRANCE.

(3rd August, 1918.)

1. Nursing sisters and others working for the Royal Army Medical Corps :—

—	Nurses.	V.A.Ds.	General Service V.A.Ds.	Others.	Totals.
British	2,396	1,685	862	..	4,943
Colonial	1,298	34	..	6	1,388
American	807	14	..	21	842
Totals	4,501	1,733	862	27	7,123

2. Nursing sisters and other workers in the British Red Cross Society :—

—	Nurses.	V.A.Ds.	Others.	Totals.
British Red Cross Society	216	592	54	862
St. John Ambulance Brigade Hospital	55	26	..	81
Friends' Ambulance Unit	14	21	..	35
First Aid Nursing Yeomanry Corps	18	98	116
Totals	285	657	152	1,094

3. Queen Mary's Army Auxiliary Corps 7,808*

4. Societies which employ women :—

Y.M.C.A.	571
Church Army	77
Soldiers' Christian Association	54
Salvation Army	150
Other institutions	204
Totals	<u>1,056</u>

5. Other Government Departments which employ women as drivers :—

General Service V.A.Ds. 99

* Includes 31 with the American Expeditionary Force.

TABLE (iii).---BRITISH EXPEDITIONARY FORCE IN ITALY.
(28th September, 1918.)

Formation	War Establishment				Effective strength, including details attached as in War Establishments				Surplus or deficiency				Attached Not included in the foregoing				General total.			
	Officers		Other ranks.		Officers		Other ranks.		Officers		Other ranks		Officers		Other ranks		Officers		Other ranks	
	British	Indian.	British	Indian	British	Indian	British	Indian	British	Indian	British	Indian	British	Indian	British	Indian	British	Indian	British	Indian
Army and Army Corps Troops	693	..	13,591	..	724	..	13,859	..	+ 31	..	+ 268	1,837	..	724	..	15,696	..
7th Division	600	..	13,216	..	625	..	14,653	..	+ 25	..	+ 1,437	625	..	14,653	..
23rd Division	600	..	13,215	..	616	..	14,575	..	+ 16	..	+ 1,360	616	..	14,575	..
42th Division	600	..	13,175	..	616	..	13,418	..	+ 16	..	+ 243	616	..	13,418	..
Lines of Communication.. .. .	740	..	10,691	3,054	757	..	10,374	2,880	+ 17	..	- 317	- 174	124	..	8,365	295	881	..	18,739	3,175
Total of Force	3,233	..	63,888	3,054*	3,338	..	66,879	2,880*	+ 105	..	+ 2,991	- 174*	124	..	10,202	295*	3,462	..	77,081	3,175*
					(a)		(a)						(b)		(b)	(b)				

(a) Includes 182 officers and 120 other ranks in hospitals and field ambulances
 (b) Reinforcements, 102 officers, 3,568 other ranks, patients in hospitals and Casualty Clearing Stations, 13 officers and 6,331 British other ranks and 295 native other ranks, M B, 9 officers and 251 other ranks and Signal Pool, R E, 52 other ranks
 * British West Indies Regiment

NOTE.—(a.) The above numbers are exclusive of 466 nurses and 70 native labourers

TABLE (iv.) (a) — EGYPTIAN EXPEDITIONARY FORCE (INCLUDING OVERSEAS AND INDIAN CONTINGENTS).
(30th November, 1918.)

Formation.	War Establishment.		Effective strength, including details attached as in War Establishments.		Surplus or deficiency.				Attached Not included in the foregoing.		Grand total.		
	Officers.	Other ranks.	Officers.	Other ranks.	Officers.		Other ranks.		Officers.	Other ranks.	Officers.	Other ranks.	
					Surplus.	Deficiency.	Surplus.	Deficiency.					
General Headquarters and G.H.Q. Troops													
	{ British ..	1,125	10,428	1,462	12,073	337	..	1,645	1,462	12,073
	{ Indian ..	40	1,824	32	1,527	..	8	..	297	32	1,527
Desert Mounted Corps	{ British ..	139	782	105	746	..	34	..	36	105	746
	{ Indian ..	128	4,130	85	3,048	..	43	..	1,082	85	3,048
4th Cavalry Division	{ British ..	300	4,065	268	3,330	..	32	..	735	268	3,330
	{ Indian ..	126	3,207	114	2,507	..	12	..	700	114	2,507
5th Cavalry Division	{ British ..	263	2,855	220	2,203	..	43	..	652	220	2,203
	{ Indian ..	180	3,865	160	3,882	..	20	17	160	3,882
Australian and New Zealand Mounted Division		377	7,214	280	6,169	..	97	..	1,045	280	6,169
Australian Mounted Division		352	6,357	294	5,115	..	58	..	1,242	294	5,115
20th Army Corps, Corps Troops		244	4,203	186	3,565	..	58	..	638	186	3,565
10th Division	{ British ..	436	7,049	461	6,915	25	134	461	6,915
	{ Indian ..	204	9,192	172	8,873	..	32	..	313	172	8,873
53rd Division	{ British ..	483	8,354	558	10,802	75	..	2,448	558	10,802
	{ Indian ..	204	9,154	157	8,514	..	47	..	640	157	8,514
60th Division	{ British ..	440	7,095	491	7,840	51	..	745	491	7,840
	{ Indian ..	204	9,192	179	8,631	..	25	..	561	179	8,631
21st Army Corps, Corps Troops		294	4,992	265	4,111	..	29	..	881	265	4,111
3rd Division	{ British ..	433	6,166	483	6,092	50	74	483	6,092
	{ Indian ..	226	12,127	176	9,811	..	50	..	2,316	176	9,811
7th (Indian) Division	{ British ..	433	6,166	455	5,506	22	660	455	5,506
	{ Indian ..	226	12,125	176	9,905	..	50	..	2,220	176	9,905
54th Division		611	16,645	495	8,638	..	116	..	8,007	495	8,638
75th Division	{ British ..	452	6,950	464	6,443	12	507	464	6,443
	{ Indian ..	229	10,340	175	7,806	..	54	..	2,534	175	7,806
Indian Army	{ British ..	446	686	414	574	..	32	..	112	414	574
	{ Indian ..	538	11,007	636	27,389	98	..	16,382	636	27,389
Palestine Lines of Communication		741	10,907	1,104	20,486	363	..	9,579	1,104	20,486
Lines of Communication controlled by G.H.Q.		883	17,560	851	18,294	..	32	734	851	18,294
Force in Egypt and Sollum Section		593	10,538	598	10,209	5	329	598	10,209

TABLE (iv.) (a).—EGYPTIAN EXPEDITIONARY FORCE (INCLUDING OVERSEAS AND INDIAN CONTINGENTS)—continued.

States.
Egypt.

Formation.	War Establishment.		Effective strength, including details, attached as in War Establishments.		Surplus or deficiency.				Attached. Not included in the foregoing.		Grand total.		
	Officers.	Other ranks.	Officers.	Other ranks.	Officers.		Other ranks.		Officers.	Other ranks.	Officers.	Other ranks.	
					Surplus.	Deficiency.	Surplus.	Deficiency.					
Alexandria District	440	4,815	430	5,471	..	10	656	430	5,471
Australian Training Depot	106	933	98	2,535	..	8	1,602	98	2,535
New Zealand Training Depot	20	80	30	662	10	..	582	30	662
British West Indies Regiment	116	3,987	105	3,137	..	11	..	850	105	3,137
Egyptian Army and Reservists	113	5,808	100	5,182	..	13	..	626	100	5,182
Staff of Egyptian Labour Corps	515	734	..	515	734
Egyptian Military Police	29	1,744	..	29	1,744
Hospital Patients, Classes "B" and "D" and Prisoners	1,407	49,701	..	1,407	49,701
Total	12,145	240,798	12,279	247,991	134	..	7,193	..	1,951	52,179	..	14,230	300,170

96

HOSPITAL PATIENTS INCLUDED ABOVE.

	Officers.	Other ranks.
British	909	21,769
Australian	93	3,101
Canadian	1	168
New Zealand	21	701
South African	4	240
British West Indies Regiment	11	371
Indian Army { British
{ Indian	109	10,532
Total	1,148	36,882

SUMMARY OF ABOVE.

	Officers.	Other ranks.
British	8,489	159,301
Australian	769	16,335
Canadian	6	241
New Zealand	193	4,755
South African	78	2,935
British West Indies Regiment { British	117	..
{ Native	3,564
Indian	1,763	2,337
{ British	2,171	103,042
{ Native
Egyptian	129	6,926
Egyptian Labour Corps	515	734
Total	14,230	300,170

NOTES.—(a.) The above numbers are exclusive of nurses (1,177), Intelligence Corps and interpreters (103 officers, 616 others), Egyptian Labour Units (87,801 natives), casual labour* and civilians (5,415 natives), followers (56,136).
(b.) For later figures see next page.

TABLE (iv.) (b).—EGYPTIAN EXPEDITIONARY FORCE.

RATION STRENGTH FOR WEEK ENDING 13TH MARCH, 1920.

(3343)

Formation.	British.		Native.		Animals.			Remarks.
	Officers.	Other ranks.	Officers.	Other ranks.	Horses and Mules.	Camels.	Total.	
General Headquarters	154	330	89	..	89	
Headquarters, O.E.T.A. (S.), Jerusalem	51	24	
Northforce	689	7,503	446	18,301	14,409	98	14,507	
Egypt	1,475	13,684	465	24,839	11,191	120	11,311	
Demobilization Camp	186	4,193	1	..	1	
Cyprus	28	432	7	..	7	
Hospitals.. .. .	210	1,849	45	2,432	
Prisoners..	86	..	27	
Total	2,793	28,101	956	45,599	25,607	218	25,825	
Native Egyptian followers (including British personnel serving with Native Labour).	146	296	9	10,055	
Native Indian followers	8,255	
Grand total	2,939	28,347	965	64,809	25,607	218	25,825	

97

	Guns.		
	Field and Heavy.	Machine guns.	Lewis.
Northforce	36	65	419
Egypt	34	80	583
Cyprus
Total	70	145	1,002

N

Ration Strength
Egypt.

TABLE (v.) (a).—SALONIKA FORCE (INCLUDING FRENCH, ITALIAN AND GREEK CONTINGENTS).
(30th November, 1918.)

States.
Salonica.

Formation.	War Establishment.		Effective strength, including details attached as in War Establishments.		Surplus or deficiency.				Attached. Not included in the foregoing.		General total.	
	Officers.	Other ranks.	Officers.	Other ranks.	Officers.		Other ranks.		Officers.	Other ranks.	Officers.	Other ranks.
					Surplus.	Deficiency.	Surplus.	Deficiency.				
Army Headquarters and Army Troops	339	4,607	348	3,950	9	657	348	3,950
12th Army Corps, Corps Troops	354	7,446	368	7,478	14	..	32	368	7,478
22nd Division	594	15,124	585	11,666	..	9	..	3,458	585	11,666
28th Division	594	15,124	578	11,763	..	16	..	3,361	578	11,763
228th Brigade	149	4,239	117	2,179	..	32	..	2,060	117	2,179
16th Army Corps, Corps Troops	251	5,993	241	5,333	..	10	..	660	241	5,333
26th Division	594	15,142	554	11,292	..	40	..	3,850	554	11,292
27th Division	534	13,158	526	9,735	..	8	..	3,423	526	9,735
Indian Troops { British	365	514	250	456	..	115	..	58	250	456
{ Native	235	15,767	275	13,708	40	2,059	275	13,708
Base and Lines of Communication Troops	1,995	38,284	1,776	37,197	..	219	..	1,087	1,776	37,197
Patients in Hospital and Classes "E" and "Y" and repatriated Prisoners of War.	462	26,048	462	26,048
French Contingent	288	8,659	288	8,659	288	8,659
Italian Contingent	146	5,616	146	5,616	146	5,616
Greek Contingent	1,626	50,899	1,626	50,899	1,626	50,899
Total, Salonika Force	8,064	200,572	7,678	179,931	..	386	..	20,641	462	26,048	8,140	205,979

98

HOSPITAL PATIENTS INCLUDED ABOVE.

	Officers.	Other ranks.
British	409	23,003
Indian	9	500
Total	418	23,503

SUMMARY OF ABOVE.

	Officers.	Other ranks.
British	5,546	126,141
Indian { British	250	456
{ Native	284	14,208
French	288	8,659
Italian	146	5,616
Greek	1,626	50,899
Total	8,140	205,979

NOTES.—(a.) The above numbers are exclusive of nurses (1,348), Indians with R.F.A. (4 officers and 2,683 others), Maltese (999), Muleteers (5,569), native labour units (24 officers and 18,013 others), Greek bakers (178), Serbs (92), and Indian followers (2,678).
(b.) For later figures see next page.

TABLE (v.) (b).—BLACK SEA ARMY.
(3rd April, 1920.)
BRITISH.

	Infantry.		Other arms.		Total.	
	Officers.	Other ranks.	Officers.	Other ranks.	Officers.	Other ranks.
Ration strength.. ..	388	4,560	524	3,111	912	7,671
Sick	19	335	31	366	50	701
Labour	15	125	15	125
Royal Army Service Corps	100	868	100	868
Nurses, &c.	176	..	176
Nurses, &c., sick	8	..	8
Royal Navy	1	13	1	13
Royal Navy, sick	5	116	5	116
Total	407	4,895	676	4,783	1,083	9,678

Note.—Includes 2 Regular artillery brigades and 4 Regular infantry battalions.

FOREIGN.

	Greek Army.		Labour.		Sick.		With R.A.S.C.	Mule-teers.	Mule-teers, sick.	Women.	Indians.		Miscellaneous.		French Army.		Inter-preters.	Civilians.	Total.	
	Officers.	Other ranks.	Officers.	Other ranks.	Officers.	Other ranks.					Officers.	Other ranks.	Officers.	Other ranks.	Officers.	Other ranks.			Officers.	Other ranks.
Greeks	30	..	587	15	4	636
Serbians	726	..	7	733
Maltese	311	..	44	65	420
Indians	2	888	179	16,059	181	16,947
Prisoners of War	8	1	319	1	327
Others	1,611	1	1,184	73	2	3	146	1,099	3	4,116
Total	2,648	3	2,161	65	587	15	73	179	16,059	1	323	2	3	146	1,099	185	23,179

British	1,083	9,678
Natives	185	23,179

Total 1,268 32,857

Total, all ranks ... 34,125

TABLE (vi).—EXPEDITIONARY FORCE IN BRITISH EAST AFRICA.
(November, 1918.)

Description.	Officers.			Other ranks.		
	British.	Indian.	African.	British.	Indian.	African.
<i>"A" Section—Indian Forces.</i>						
F.T.C.O.	1
Telegraphists\	1	1	..	14	24	..
Railway Corps.	24	3	..	245	460	..
Ordnance	2	30	..
Medical	21	4	..	13	150	..
Supply and Transport	2	11	77	..
Total	50	9	..	283	741	..
<i>"B" Section—Protectorate Forces.</i>						
Unattached List	44	29
Pioneers	4	27	..	187
Supply and Transport	33	132	82	..
Medical	28	..	1	26	17	1,206
Veterinary	2	6	..	78
Mechanical Transport	15	61	49	1,223
Intelligence	12	9	..	265
Ordnance	2
Military Labour Corps	162	362	110	..
Political	66	7
Remounts	4	1
Pay	11	36	9	..
Road Corps	5	32
Local Chaplains	9
Censors.	19	17	5	9
Ruga Scouts	180
1/2nd Bn. King's African Rifles	35	46	..	749
2/2nd Bn. King's African Rifles	23	15	..	1,295
3/2nd Bn. King's African Rifles	22	31	..	737
1/3rd Bn. King's African Rifles	25	13	..	768
2/3rd Bn. King's African Rifles	28	52	..	964
1/4th Bn. King's African Rifles	23	20	..	571
2/4th Bn. King's African Rifles	17	17	..	440
3/4th Bn. King's African Rifles	27	6	..	879
4/4th Bn. King's African Rifles	29	51	..	765
Total	645	..	1	996	272	10,316
<i>"C" Section—Union Forces.</i>						
General Officer Commanding.	1
Pioneers	100
Signals	1
Water Supply Corps	5	27
Supply Transports and Remounts	10	94
Mechanical Transport	7	293
Medical	81	301
Veterinary	3	14
Pay	1	4
Records	44
Mounted Details	11
Infantry Details	51
Chaplains	1
South African Indian Bearer Company	23	..
Total	110	876	23	..
Lady Nurses, 43.						
<i>"E" Section—Imperial Troops.</i>						
Military Administrator	38	171
Royal Artillery	18
Motor Machine-Gun Service.	3
Royal Engineers	45	902
2nd Bn. West India Regiment	1
British West Indies Regiment	1
Royal Army Service Corps	28	266
Royal Army Service Corps, Mechanical Transport	32	1,728
Royal Army Medical Corps	198	1,053
(Group omitted)	11	247

TABLE (vi).—EXPEDITIONARY FORCE IN BRITISH EAST AFRICA—*continued.*

Description.	Officers.			Other ranks.		
	British.	Indian.	African.	British.	Indian.	African.
<i>"E" Section—Imperial Troops—contd.</i>						
Veterinary	1	1
Military Police	82
Chaplains	17
Royal Flying Corps	7
British East Africa, Convalescent Depôt	6	22
Chinese	939
Gold Coast Regiment.. .. .	2	1	..	8
Gold Coast Regiment, Mechanical Transport	26
Gold Coast Regiment, Mounted Infantry	5
Total	379	5,241	..	39

Horses, 28 ; mules, 15 ; donkeys, 127 ; oxen, 359.

Guns*	—
Machine guns	121
Lewis machine guns	101
Stokes	16

* For further particulars regarding munitions in East Africa, see pp. 422 and 438.

Posts.												
<i>Indian Section.</i>												
Sundries	5	..		
<i>East African Section.</i>												
Infantry	20	..	29	..	140	
<i>South African Section.</i>												
Sundries	18	
<i>Imperial Section.</i>												
Infantry	4	
Sundries	2	
Total	22	..	51	5	140	
SICK.												
Indian Section	3	..	52	191	..	
East African Section	185	..	371	11	3,753	
South African Section	11	..	225	10	..	
Imperial Section	56	..	1,141	..	26	
Total	255	..	1,789	212	3,779	

SUMMARY.

Description.	British.	Indian.	African.
Indian Section	333	750	..
East African Section	1,641	272	10,317
South African Section	986	23	..
Imperial Section	5,620	..	39
Posts	73	5	140
Sick	2,044	212	3,779
Total	10,697	1,262	14,275

Grand total, 26,234.

Followers :—Indian, 1,228 ; South African, 4 ; East African, 34,639. Labour Corps :—East and South African followers enrolled, 36,462, include machine-gun porters, 775 ; stretcher bearers, 630 ; signal porters, 414. Officers, 167 ; non-commissioned officers, 394.

Grand total, all followers, 37,690.

TABLE (vii.) (a).—EXPEDITIONARY FORCE IN MESOPOTAMIA—RATION STRENGTH.
(November, 1918.)

Description.	Officers.		Other ranks.	
	British.	Indian.	British.	Indian.
<i>Army Troops.</i>				
Other arms, active	402	53	6,212	6,119
<i>Ist Corps.</i>				
Corps Troops—				
Cavalry, active	8	18	..	645
Other arms, active	128	35	1,917	2,888
Other arms, inactive	59	45
XVIIth Division—				
Infantry, active	144	105	2,497	5,707
Other arms, active	188	50	2,737	3,488
Other arms, inactive	1	..	34	17
XVIIIth Division—				
Infantry, active	148	96	2,438	5,229
Other arms, active	204	50	2,725	3,820
Other arms, inactive	45	51
Total	821	354	12,452	21,890
<i>IIIrd Corps.</i>				
Corps Troops—				
Infantry, active	27	37	..	2,065
Cavalry, active	13	17	..	546
Other arms, active	60	15	697	719
XIIIth Division—				
Infantry, active	249	..	7,437	28
Other arms, active	201	7	4,346	2,226
Other arms, inactive	3	..	135	18
XIVth Division—				
Infantry, active	132	108	2,446	5,687
Other arms, active	173	52	1,856	3,530
Other arms, inactive	2	..	61	39
Total	860	236	16,978	14,858
6th Cavalry Brigade—				
Cavalry, active	23	56	..	1,514
Other arms, active	30	13	444	803
Other arms, inactive	3	17
Total	53	69	447	2,334
7th Cavalry Brigade—				
Cavalry, active	54	35	583	1,056
Other arms, active	37	9	576	754
Other arms, inactive	3	17
Total	91	44	1,162	1,827
11th Cavalry Brigade—				
Cavalry, active	34	29	322	1,018
Other arms, active	32	10	412	822
Other arms, inactive	2	1
Total.. .. .	66	39	734	1,836

TABLE (vii.) (a).—EXPEDITIONARY FORCE IN MESOPOTAMIA—RATTON STRENGTH—
continued.

Description.	Officers.		Other ranks.	
	British.	Indian.	British.	Indian.
XVth Division—				
Infantry, active	121	104	2,390	6,254
Cavalry, active	22	31	..	931
Other arms, active	223	49	3,468	3,856
Other arms, inactive	4	..	42	42
Total	370	184	5,900	11,083
<i>North Persian Force.</i>				
Infantry, active	177	120	2,894	5,018
Cavalry, active	27	..	525	1,375
Other arms, active	272	19	2,615	1,702
Other arms, inactive	11	1	443	192
Total	487	140	6,477	8,287
<i>Persian Lines of Communication.</i>				
Infantry, active	46	58	..	3,283
Cavalry, active	8	..	127	..
Other arms, active	122	38	600	2,031
Other arms, inactive	8	..	32	106
Total	184	96	809	5,420
<i>Karun Front.</i>				
Infantry, active	14	27	..	1,484
Cavalry, active	12	20	..	618
Other arms, active	25	13	121	944
Other arms, inactive	2	..	6	69
Total	53	60	127	3,115
<i>Euphrates Defences.</i>				
Infantry, active	42	32	765	1,986
Cavalry, active	3	8	..	310
Other arms, active	21	9	119	571
Other arms, inactive	9	11
Total	66	49	893	2,878
<i>Advanced Lines of Communication Defences.</i>				
Infantry, active	79	80	830	5,166
Cavalry, active	4	7	..	215
Other arms, active	72	50	298	348
Other arms, inactive	24	12
Total	155	137	1,152	5,741

The following are inactive. Reinforcements *en route* and in depôts on Lines of Communication are included under the heading "available reinforcements" :—

<i>Lines of Communication—</i>				
Infantry	162	212	970	12,063
Other arms	3,068	679	22,194	13,973
Total	3,230	891	23,164	26,036

Included under "other arms" are 445 lady nurses.

TABLE (vii.) (a).—EXPEDITIONARY FORCE IN MESOPOTAMIA—RATION STRENGTH—
continued.

Description.	Officers.		Other ranks.	
	British.	Indian.	British.	Indian.
Available reinforcements—				
British Infantry	58	..	3,582	..
Indian Infantry	32	48	..	2,105
British Cavalry	4	..	144	..
Indian Cavalry	7	211
Machine-Gun Company	16	..	825	98
Stokes Mortar Batteries	7	..
Artillery	29	11	1,023	437
Medical	34	..	77	43
Royal Engineers	7	2	104	249
Signals	1	..	89	93
Veterinary	43	3
Supply and Transport	9	1	37	2,196
Army Service Corps	42	..	680	579
Cyclists	1	..	31	..
Total	240	62	6,642	6,014
Total (less Labour Corps, followers and sick and convalescent on Lines of Communication).	7,078	2,414	83,149	117,438
Sick and convalescents on Lines of Communication ..	278	47	5,580	3,740
Grand total	7,607	2,649	96,675	121,668

Followers at duty :—Indians, 115,207 ; Arabs, 1,123 ; Persians, 179 ; others, 333. Total, 116,842.

Followers sick with formations other than Lines of Communication. Total, 1,403, including 1,081 refugees.

Followers: Arabs, 164 ; others, 12 ; Indians, 5,406 ; Persians, 2 ; Total, 5,584.

Under "British other ranks" 18 Mauritius Labour Battalion, 138 Chinese are included.

Labour—

Description.	Officers.		Other ranks.		Followers.
	British.	Indian.	British.	Indian.	
Other Labour	5	..	6,960
Local Labour	98	..	382	..	32,047
Director of Labour	28	1	420	..	1
Porterage Corps	29	38	4	90	14,234
Military Prisoners of War Labour Battalion ..	12	..	165	..	53
Indian Labour Corps	79	149	15	400	17,994
Total	251	188	7,946	490	64,334

Included under "British other ranks other labour" are :—Mauritians, 1,037 ; West Indians, 306, and Chinese, 5,617.

Followers, 188,163.

Ration strength, 416,762.

In the total ration strength the following prisoners of war are not included :—Prisoners of War Labour Battalion, officers, 8 ; other ranks, 11,062 ; prisoners of war labour camps, &c., officers, 573 ; other ranks, 7,748. Total, officers, 581 ; other ranks, 18,810.

TABLE (vii.) (b).—RATION STRENGTH.
(27th March, 1920.)

Lady nurses	129
British officers	2,156
British other ranks	12,224
Indian officers	1,418
Indian other ranks	66,109
Indian followers	70,610
Local followers, rations by contract	14,551
Mauritius	8
Chinese	207
Refugees	18,491
Assyrians	1,765
Prisoners of war, officers	411
Prisoners of war, other ranks	16,100
						<hr/>
Total strength	204,179
						<hr/>

TABLE (viii.) (a).—BRITISH ARMY OF THE RHINE.
(Actual numbers fed on Saturday, 30th August, 1919.)

Formations.	Section Nos.	British troops.	Indian troops.	British animals.	Remarks.
Rhine Army Troops ..	*	12,265	..	672	* Drawing their supplies from the A.S.D. at Eifel Tor.
Rhine Army Details ..	132	10,154	..	1,314	
1st Cavalry Division ..	10	7,679	443	6,656	† Less 1 brigade and D.A. drawing off Section 30.
Antwerp	D.I.S.	2,890	..	126	
Rotterdam	D.I.S.	563	‡ Less 1 brigade drawing off Section 111.
IIInd Corps Troops ..	30	11,416	217	2,738	
Light Division	91	12,781	204	2,188	‡ Less 1 brigade drawing off Section 111.
Southern Division ..	26†	5,890	..	967	
IVth Corps Troops ..	111	9,380	..	1,823	‡ Less 1 brigade drawing off Section 111.
Lowland Division ..	31‡	7,873	214	2,496	
VIth Corps Troops ..	*	7,082	..	431	‡ Less 1 brigade drawing off Section 111.
Northern Division ..	*	13,009	212	3,205	
London Division	50	15,251	214	3,282	‡ Less 1 brigade drawing off Section 111.
IXth Corps Troops ..	Off. 12	5,107	..	787	
Midland Division	12	10,772	206	1,567	‡ Less 1 brigade drawing off Section 111.
Xth Corps Troops	Off. 21	6,468	..	1,062	
Lancashire Division ..	21	13,710	205	2,934	‡ Less 1 brigade drawing off Section 111.
Total	—	152,290	1,915	32,248	

NOTE.—In addition to the above, 162 German personnel are drawing a ration consisting of 1 lb. frozen meat, 1 lb. potted meat or meat and vegetables, 1 lb. biscuits, $\frac{1}{2}$ lb. margarine and $\frac{1}{4}$ lb. tea weekly.
325 rations were issued on repayment to wives of officers and soldiers, residing in occupied territory, during the week ending 21st August, 1919.

TABLE (viii.) (b).—BRITISH ARMY OF THE RHINE.
(Actual number fed on Saturday, 17th April, 1920.)

Source of issue.	British troops. (A.)	Leave trains. (A.)	Hospitals. (A.)	British animals. (A.)	Allied troops (B.)	British nursing sisters. (B.)	Wives of officers and soldiers. (C.)	Canteen personnel. (C.)	British civilians. (C.)	German civilians. (C.)
D.I.S., Eifel Tor	13,939	..	411	3,431	90	67	213	481	22	49
D.I.S., Antwerp	539	..	19	13	41	..
R.S.O., Coln-Deutz ..	192	1	3	1	..
Totals	14,670	..	430	3,444	90	67	214	484	64	49

(A.) Total number of rations issued free	Men.	Animals.
(B.) Total number of rations issued on repayment	15,100	3,444
(C.) Total number of rations issued on prepayment	157	..
	811	..
Gross totals	16,068	3,444

TABLE (ix).—STRENGTH OF THE TROOPS AND ANIMALS IN THE ARMY OF THE RHINE
BY WEEKS.

(From 3rd May, 1919.)

Date.	British.		Indian troops.	Total.	
	Troops.	Animals.		Troops.	Animals.
1919.					
3rd May	236,579	60,130	1,450	238,029	60,130
10th May	229,656	60,755	1,424	231,080	60,755
17th May	231,446	58,216	1,412	232,858	58,216
24th May	227,448	54,436	1,604	229,052	54,436
31st May	223,676	50,655	1,570	225,246	50,655
7th June	219,873	51,442	1,567	221,440	51,442
14th June	216,295	52,229	1,337	217,632	52,229
21st June	215,686	57,046	1,567	217,253	57,046
28th June	218,543	53,061	1,567	220,110	53,061
5th July	216,932	51,392	1,675	218,607	51,392
12th July	218,311	51,067	1,675	219,986	51,067
19th July	216,838	47,176	2,151	218,989	47,176
26th July	212,737	47,176	2,151	214,888	47,176
2nd August	212,650	45,024	2,488	215,138	45,024
9th August	200,922	42,692	2,603	203,525	42,692
16th August	197,744	40,021	2,575	200,319	40,021
23rd August	174,721	35,939	2,357	177,078	35,939
30th August	161,261	31,947	1,934	163,195	31,947
6th September	147,977	30,300	1,725	149,702	30,300
13th September	131,213	26,089	1,725	132,938	26,089
20th September	113,672	23,506	1,719	115,391	23,506
27th September	95,675	21,006	1,724	97,399	21,006
4th October	96,475	16,782	1,720	98,195	16,782
11th October	94,897	17,349	1,714	96,611	17,349
18th October	80,870	16,312	1,714	82,584	16,312
25th October	69,954	12,358	1,069	71,023	12,358
1st November	64,034	10,168	1,226	65,260	10,168
1st December	44,787	8,450	640	45,427	8,450
1920.					
1st January	40,594	8,319	..	40,594	8,319
1st February	32,564	7,978	..	32,564	7,978
1st March	18,471	18,471	..

Strength of Troops in
France and Flanders.

108

TABLE (x).—STRENGTH OF THE TROOPS IN FRANCE AND FLANDERS BY WEEKS.
(From 3rd May, 1919.)

Date.	British officers and other ranks.	Colonials.	Indians, followers and coloured labour.	Miscellaneous.	Prisoners of war.	Total, all ranks.
1919.						
3rd May
10th May	345,502	14,198	95,237	7,209	193,261	655,407
17th May	321,677	10,297	94,855	7,279	194,972	629,080
24th May	300,875	6,602	93,782	7,278	197,174	605,711
31st May	290,185	4,433	93,389	7,227	198,244	593,478
7th June	271,173	3,224	92,778	7,075	197,899	572,149
14th June	249,916	2,574	93,090	7,028	198,386	550,994
21st June	236,537	..	92,218	6,885	198,076	533,716
28th June	223,178	..	91,346	6,743	197,772	519,039
5th July	213,795	..	90,614	6,770	197,592	508,771
12th July	209,306	..	89,342	6,596	197,232	502,476
19th July	204,531	..	89,102	6,605	197,166	497,404
26th July	200,151	..	88,468	6,463	197,056	492,138
2nd August	197,530	..	88,249	6,453	196,205	488,437
9th August	194,661	..	88,346	6,596	196,205	485,808
16th August	192,102	..	88,335	6,120	195,352	481,909
23rd August	189,541	..	88,371	5,991	194,622	478,525
30th August	185,260	..	87,842	6,003	194,228	473,333
6th September	176,992	..	86,496	5,873	184,551	453,912
13th September	168,443	..	80,842	5,483	175,873	430,641
20th September	159,281	..	77,256	5,181	142,695	384,413
27th September	143,239	..	72,876	4,830	85,080	306,025
4th October	139,502	..	70,838	4,593	33,977	248,910
11th October	134,670	..	67,948	4,106	17,662	224,386
18th October	119,061	..	63,523	3,825	1,000	187,409
25th October	103,476	..	61,215	2,993	823	168,507
1st November*
1st December*
1920.						
1st January*
1st February	38,440	..	26,057	64,497
1st March	33,030	..	3,378	36,408

* Details not received.

TABLE (xi).—THE NUMBER OF DIVISIONS, RIFLE STRENGTH, COMBATANT STRENGTH AND EFFECTIVE RATION STRENGTH OF THE BRITISH ARMY IN FRANCE AND ITALY.

Month.	Number of infantry divisions.*	All ranks.			Remarks.
		Rifle strength (i.e., strength of infantry with divisions, exclusive of pioneer and garrison battalions and machine-gün coyps).	Combatant strength (i.e., total strength of all ranks of all combatant arms).	Effective ration strength. (i.e., effective strength, exclusive of women, coloured labour, enemy prisoners of war and civilians).	
1918.					
January	62	642,912	1,335,941	1,733,380	
February	62	648,671	1,343,597	1,729,570	
March	62	645,640	1,358,346	1,915,456	
April	63	530,617	1,289,440	1,850,696	} 7 divisions were cadre during April and May.
May	64	552,418	1,202,875	1,762,594	
June	64	506,097	1,206,967	1,778,015	7 divisions were cadre on 1st June.
July	61	524,087	1,271,077	1,833,613	3 divisions were cadre on 1st July.
August	63	543,747	1,306,283	1,874,605	1 division was cadre on 1st August.
September	63	493,877	1,253,635	1,832,465	2 divisions were cadre on 1st September.
October	64	497,767	1,237,334	1,815,376	2 divisions were cadre on 1st October.
11th November ..	64	468,214	1,201,839	1,793,440	1 division was cadre on 1st November.

* There were in addition 3 cavalry divisions.

SECTION 5.

DETAILS OF THE STATES OF THE TROOPS AT HOME

DESCRIPTION OF CATEGORIES.

The categories referred to in the following tables are :—

1. Those before November, 1917 :—

<p>A.—Fit for general service. <i>N.B.—Men discharged from a command depôt or a military convalescent hospital in category A will on joining a reserve unit be placed in A (i.).</i></p>	}	<p>(i.) Men actually fit for despatch overseas in all respects, as regards training, physical and mental qualifications. (ii.) Recruits who should be fit for A (i.) as soon as trained. (iii.) Returned Expeditionary Force men who should be fit for A (i.) as soon as “hardened.” (iv.) Men under 19 years of age who should be fit for A (i.) or A (ii.) as soon as they are 19 years of age.</p>
<p>B.—Fit for service abroad (but not fit for general service).</p>	}	<p>(i.) In Garrison or Provisional units. (ii.) In Labour units or on Garrison or Regimental outdoor employment. (iii.) On sedentary work as clerks or storemen only</p>
<p>C.—Fit for service at home only</p>	}	<p>(i.) In Garrison or Provisional units. (ii.) In Labour units or on Command Garrison or Regimental outdoor employments. (iii.) On sedentary work as clerks, storemen, bätmen, cooks, orderlies, sanitary duties, &c.</p>
<p>D.—Temporarily unfit for service in categories A, B, or C, but likely to become fit within 6 months and meanwhile either.</p>	}	<p>(i.) In Command Depôts, (Regular Royal Artillery, Royal Engineers, and Infantry and Territorial Force Infantry). (ii.) In Regimental Depôts (Regular Cavalry, Royal Artillery, Royal Engineers and Infantry only). (iii.) In any unit or depôt under or awaiting medical or dental treatment (who on completion of treatment will rejoin their own original category).</p>
<p>E.—Unfit for service in categories A, B, or C, and not likely to become fit within 6 months.</p>	}	<p>Awaiting discharge or re-classification.</p>

2. Those subsequent to October, 1917 :—

<p>A.—Fit for general service</p>	}	<p>(i.) Men actually fit for general service in any theatre of war in all respects, both as regards training, physical and mental qualifications. (ii.) Recruits who should be fit for A (i.) as soon as trained. (iii.) Men who have previously served with an Expeditionary Force who should be fit for A (i.) so soon as “hardened.” (iv.) Men under 19 years of age who should be fit for A (i.) or A (ii.) as soon as they are 19 years of age.</p>
<p>B.—Not fit for general service, but fit for service at home (and abroad in the case of men passed fit for service overseas).</p>	}	<p>(i.) In Field units (at home only) and in Garrison units, or on duties of an analogous nature. (ii.) In Labour units, or Garrison or Regimental outdoor employment. (iii.) On sedentary work as clerks, storemen, bätmen, cooks, orderlies, on sanitary duties, &c., or if skilled tradesmen, at their trades.</p>
<p>D.—Temporarily unfit for service in categories A or B, but likely to become fit within six months, and meanwhile either—</p>	}	<p>(i.) In Command Depôts. (ii.) In Regimental Depôts. (iii.) In any unit under or awaiting medical or dental treatment (who on completion of treatment will rejoin their own original category).</p>
<p>E.—Unfit for service in categories A or B, and not likely to become fit within six months.</p>	}	<p>Awaiting discharge, re-classification or invaliding home from abroad.</p>

TABLE (i).—TOTAL SUMMARY OF THE ESTIMATED STRENGTH OF THE TROOPS AT HOME
(12th April, 1920.)

Unit.	Officers.						Other ranks (summary of conditions of service).						Other ranks (state of units).					Other ranks attached for duty from other units.				
	On strength of, and serving with units.			On strength of, but away from units.			Regulants on normal engagements and re-enlisted serving and ex-soldiers.	Ex-soldiers and others enlisted for one year.	Army of Occupation.		Total other ranks.	Present with units.	Detached from units.	In hospital.	Absent without leave.	In detention.						
	Regulants.	Volunteers.	Not volunteers.	Regulants.	Volunteers.	Not volunteers.			About whom inquiries are being made.	Demobilizable.							Volunteers.		About whom inquiries are being made.	Demobilizable.		
							Regulants.	Volunteers.			Not volunteers.	Regulants.	Volunteers.	Not volunteers.	Regulants on normal engagements and re-enlisted serving and ex-soldiers.	Ex-soldiers and others enlisted for one year.					Army of Occupation.	Demobilizable.
(i.) British Forces:—	8,006	2,072	390	1,072	205	26	7	100	11,878	14,180	9,144	4,575	1,156	11,211	167,888	132,614	11,038	19,714	2,176	2,346	5,949	
Regular Army and Territorial Force.	820	185	57	11	9	1	..	5	1,088	24	3	8	35	35	192	
(ii.) British Units:—	80	6	..	17	1	104	3,085	..	1	210	25	3,321	2,549	100	499	114	59	251	
1. Preparing for Overseas..	4,439	734	175	843	145	14	1	61	6,412	91,967	4,659	2,541	553	2,038	101,778	84,088	8,123	6,928	1,251	1,388	3,072	
2. Home Service ..	666	124	41	151	17	9	2	4	1,014	15,192	2,486	316	365	745	19,104	15,668	961	1,907	303	265	417	
3. Reserves ..	679	53	11	44	3	1	..	2	793	24,331	1,242	539	8	8,209	34,329	21,492	1,649	10,092	489	607	544	
4. Depots ..	1,322	970	106	6	30	1	4	28	2,467	7,203	754	1,170	20	174	9,321	8,782	205	288	19	27	1,473	
5. Administrative ..	8,006	2,072	390	1,072	205	26	7	100	11,878	14,180	9,144	4,575	1,156	11,211	167,888	132,614	11,038	19,714	2,176	2,346	5,949	
Total	317	8,316
(iii.) Overseas Contingents ..	8,006	2,072	390	1,072	205	26	7	100	12,195	14,180	9,144	4,575	1,156	11,211	171,204	132,614	11,038	19,714	2,176	2,346	5,949	
Grand total ..	8,518	3,142	536	1,375	390	73	13	196	14,560	15,667	10,977	9,888	1,837	34,862	217,497	166,350	17,301	25,622	2,210	2,798	7,747	
Strength, 1st March, 1920, for comparison.

NOTES.—(a.) There were in addition, on 1st April, 1920, R.A.S.C. (M.T.) Volunteers, 1,007 officers and 17,628 other ranks, 18,635 total. See Table (v.), p. 134.

(b.) Colonial figures given above are purely repatriation cases.

(c.) There were in addition 837 Canadians (no details given in return dated 28th February, 1920).

States. Troops at Home
by Months Sept., 1916, to
July, 1917.

112

TABLE (ii).—ESTIMATED STRENGTH OF THE TROOPS AT HOME BY MONTHS.
(Since September, 1916.)

Date.	Strength.													Total strength, in- cluding officers			
	Officers	Warrant officers and serjeants.	Trumpeters, buglers and drummers.	Rank and file.											Category "E," permanently unft. W.O., N.C.O.s, and men employed on munition work.		
				Category "A," fit for general service.			Category "B," fit for service abroad, but not fit for general service.			Category "C," fit for home service only.						Category "D," temporarily unft.	
				(i.)	(ii.)	(iii.)	(iv.)	(i.)	(ii.)	(iii.)	(i.)	(ii.)	(iii.)				
REGULAR ARMY.																	
1916.																	
September	26,318	49,243	6,864	177,028	201,602	32,772	20,674	37,768	28,059	4,540	49,598	62,061	24,867	150,416	6,743	18,944	896,997
October	26,191	52,079	6,653	187,657	179,674	39,142	23,353	38,844	32,140	4,410	51,365	70,305	24,658	152,061	4,864	18,918	912,334
November	28,840	55,300	6,387	184,657	161,795	56,659	28,314	46,868	41,463	4,609	55,112	77,605	28,216	159,729	4,685	19,530	959,699
December	29,847	57,177	6,250	181,748	156,794	56,245	30,319	50,013	43,871	5,053	56,404	79,900	28,955	165,501	5,890	19,600	973,567
1917.																	
January	30,905	57,971	5,348	161,046	139,247	54,488	33,187	58,397	43,129	5,349	59,312	85,899	31,689	167,326	4,267	18,806	956,358
February	30,779	56,704	4,418	161,987	131,908	45,645	38,805	59,050	38,910	5,676	58,111	83,775	30,434	168,533	5,084	19,115	938,929
March	33,427	58,747	2,679	162,279	145,511	41,350	79,765	60,195	36,101	6,122	60,308	93,266	31,710	170,374	6,084	18,895	1,006,813
April	35,185	61,283	2,543	167,090	143,098	37,536	97,706	75,163	41,523	5,554	65,879	103,521	30,727	172,343	5,149	18,732	1,063,082
May	36,931	62,918	2,656	165,022	140,429	35,565	111,239	79,724	44,935	5,779	66,965	114,563	30,853	177,498	5,437	18,392	1,098,906
June	39,090	63,190	3,026	160,240	132,285	34,343	121,867	81,388	49,330	6,174	65,413	117,965	33,112	177,628	6,184	20,209	1,111,449
July	39,246	59,830	2,352	151,524	120,995	32,933	112,508	81,714	50,397	6,037	63,395	105,434	35,266	173,568	6,427	19,653	1,061,301
TERRITORIAL FORCE.†																	
1916.																	
September	22,641	36,514	7,248	213,328	96,447	11,253	12,416	31,202	5,352	1,831	36,801	24,390	12,907	54,848	5,697	17,575	630,293*
October	20,403	34,738	5,742	184,482	81,109	14,024	14,108	38,486	6,610	1,673	41,188	24,542	12,615	57,402	4,015	16,747	598,191*
November	20,602	34,718	5,581	181,652	78,977	15,713	17,828	41,763	6,790	1,832	53,073	23,680	12,984	59,415	3,284	16,743	614,101*
December	20,506	34,547	5,410	175,471	70,709	16,863	21,295	46,708	6,169	1,799	58,784	22,006	13,325	59,373	3,410	16,251	611,312*
1917.																	
January	20,545	33,798	5,171	160,093	55,816	17,782	24,485	47,870	6,296	1,743	57,714	22,644	14,206	57,981	3,008	15,892	583,132*
February	17,943	31,594	4,508	131,753	45,333	18,233	25,743	49,992	6,899	1,742	53,244	22,027	13,894	57,519	2,110	15,634	534,479*
March	16,843	30,403	3,919	105,805	47,574	17,131	29,011	48,989	6,528	1,659	50,525	22,888	13,101	57,575	1,746	15,160	493,336*
April	16,255	27,200	3,473	89,225	50,627	15,210	38,322	41,956	5,646	1,253	38,820	18,332	10,351	55,197	1,781	13,205	451,401*
May	15,747	25,511	3,429	86,525	48,829	13,894	37,771	43,214	5,987	1,197	36,412	15,896	9,874	48,339	1,816	11,456	429,260*
June	16,030	24,847	3,301	78,476	49,859	13,992	38,002	43,305	6,424	1,106	33,938	15,730	9,466	47,633	1,869	11,353	418,430*
July	16,266	24,145	3,174	69,444	49,548	11,435	36,351	43,558	6,240	862	33,203	12,475	7,909	46,258	2,124	10,368	395,526*

TABLE (ii).—ESTIMATED STRENGTH OF THE TROOPS AT HOME BY MONTHS—*continued.*

Date.	Strength.																
	Officers.	Warrant officers and serjeants.	Trumpeters, buglers and drummers.	Rank and file.									Category "D," temporarily unft.	Category "E," permanently unft.	W.O., N.C.Os. and men employed on munition work.	Total strength, including officers.	
				Category "A," fit for general service.				Category "B," fit for service abroad, but not fit for general service.			Category "C," fit for home service only.						
				(i.)	(ii.)	(iii.)	(iv.)	(i.)	(ii.)	(iii.)	(i.)	(ii.)					(iii.)
TOTAL—cont.																	
1917.																	
January	59,274	102,540	11,316	342,204	251,230	77,690	66,89	109,921	52,200	8,200	120,662	110,731	48,445	291,888	22,621	34,703	1,748,602*
February	56,662	101,020	9,724	324,396	225,992	68,127	72,129	114,463	48,916	10,261	115,105	109,115	51,075	292,575	11,284	34,751	1,681,906*
March	58,216	101,957	7,286	301,589	240,558	64,085	112,826	115,737	47,451	9,791	115,820	119,908	53,199	284,054	12,517	34,055	1,703,528*
April	60,068	100,991	6,572	293,784	242,899	59,664	139,814	120,140	55,598	9,585	109,255	125,528	47,887	281,927	9,552	31,989	1,719,801*
May	61,550	101,127	6,657	294,637	238,779	57,689	153,204	125,185	58,399	9,481	107,154	133,436	47,809	280,233	9,889	29,850	1,733,642*
June	64,866	101,027	6,922	271,186	227,664	62,846	164,693	127,335	62,522	10,160	103,234	136,743	49,864	283,892	11,216	31,568	1,738,571*
July	66,004	97,432	6,365	253,234	210,772	60,302	153,881	127,846	63,453	10,124	100,440	120,870	50,108	278,117	13,229	30,023	1,664,866*

* Includes for September, 1916, 39,343 all ranks, Royal Defence Corps, not classified.
 Includes for October, 1916, 40,307 all ranks, Royal Defence Corps, not classified.
 Includes for November, 1916, 39,466 other ranks, Royal Defence Corps, not classified.
 Includes for December, 1916, 38,686 other ranks, Royal Defence Corps, not classified.
 Includes for January, 1917, 38,088 other ranks, Royal Defence Corps, not classified.
 Includes for February, 1917, 36,311 other ranks, Royal Defence Corps, not classified.

* Includes for March, 1917, 24,479 other ranks, Royal Defence Corps, not classified.
 Includes for April, 1917, 24,548 other ranks, Royal Defence Corps, not classified.
 Includes for May, 1917, 23,563 other ranks, Royal Defence Corps, not classified.
 Includes for June, 1917, 22,833 other ranks, Royal Defence Corps, not classified.
 Includes for July, 1917, 22,166 other ranks, Royal Defence Corps, not classified.
 † Includes Channel Islands Militia and Isle of Man Volunteers.

NOTE.—The figures in the form given above are not available before September, 1916, but comparative strengths since September, 1914, by arms will be found in Tables vi., vii., viii. and ix., pp. 138, 139, 140, and 142.

This table from August, 1917, is continued under new headings on the following page.

States. Troops at Home by Months, Sept., 1916, to July, 1917.

(reg)	Date.	Officers.			Permanent cadre.	Other ranks.										Total strength, all ranks.	Total trained.		
		Fit for General Service.	Unfit for General Service.	Total.		Available for.†					Unavailable for.†								
						A (i.)	B (i.)	B (ii.)*	B (iii.)*	A (iv.)	A (i.)	A (ii.)	A (iii.)	A (iv.)	B's*			D's and E's.	
REGULAR ARMY AND TERRITORIAL FORCE.																			
1917—	August	63,084	63,084	94,259	159,745	243,902		49,370	44,701	59,533	161,140	33,699	132,119	214,759	247,815	1,504,126	698,026	
	September	64,319	64,319	94,381	147,337	254,049		74,867	35,365	60,475	138,628	34,893	137,075	209,477	272,335	1,523,501	696,884	
	October	39,191	29,038	68,229	88,443	272,367		65,656	35,325	55,764	118,502	37,463	137,050	201,555	278,994	1,495,487	717,370	
	November	37,739	32,229	69,968	86,943	291,962		50,940	36,021	50,434	97,375	39,678	133,826	204,573	291,547	1,492,748	772,822	
	December	39,375	34,025	73,400	82,312	129,621	120,106	198,177	69,950	49,430	51,364	87,989	30,174	111,797	162,134	818,924	1,494,378	767,727
1918—	January	38,326	36,461	74,787	78,893	125,470	123,552	194,413	67,837	50,026	49,488	81,178	41,220	107,607	156,446	332,776	1,483,693	775,821
	February	39,008	37,640	76,648	75,074	123,690	127,367	201,984	54,158	54,886	59,029	73,787	43,140	114,420	157,170	322,599	1,483,592	775,868
	March	41,356	37,770	79,126	76,181	129,187	122,855	207,742	54,188	31,783	58,629	74,081	42,012	118,171	176,840	311,574	1,482,299	781,819
	April	32,681	34,984	67,665	70,520	100,646	99,188	199,645	53,946	33,665	41,686	62,610	30,018	81,199	170,113	296,241	1,307,142	679,363
	May	28,462	35,461	64,923	73,456	69,289	105,578	202,949	51,770	18,283	41,126	103,908	29,496	75,123	162,635	324,718	1,322,254	667,973
	June	28,753	37,848	66,601	94,768	61,080	115,960	183,311	53,209	14,822	74,976	140,209	37,416	91,631	203,929	332,908	1,331,052	695,433
	July	28,365	38,420	66,785	105,132	57,710	104,643	182,270	53,351	17,140	78,963	168,224	38,955	97,481	220,802	334,944	1,421,268	748,112
	August	29,004	37,820	66,824	106,354	70,963	105,027	183,074	55,077	18,679	87,187	183,341	40,993	101,539	231,277	298,923	1,442,804	759,238
	September	28,699	37,176	65,875	93,121	85,854	101,639	187,029	53,745	18,838	91,082	159,816	42,171	93,638	249,310	285,517	1,439,505	792,940
	October	26,321	36,915	63,236	94,116	79,300	96,326	189,507	55,899	23,064	94,596	122,958	42,142	99,012	247,693	300,138	1,413,871	806,177
	November	24,673	37,021	61,694	94,919	71,654	91,977	194,340	57,765	27,298	96,629	84,978	46,128	98,030	240,033	312,785	1,383,311	804,796
	December	22,855	35,751	58,606	93,758	68,807	92,085	204,504	62,591	25,294	100,719	68,029	56,083	96,302	225,601	300,592	1,359,217	826,176
1919—	January	24,474	34,323	58,797	91,873	81,424	86,435	205,554	63,003	25,019	105,148	49,703	65,559	87,551	217,265	294,009	1,339,467	827,457
	February	23,097	29,448	52,545	70,262	64,469	64,010	147,691	45,604	22,468	86,508	27,823	38,192	66,925	172,149	305,833	1,094,217	669,232
	March	23,354	25,400	48,754	51,360	56,608	44,167	93,184	30,621	22,511	74,461	17,631	20,311	46,398	118,647	257,462	830,750	518,925

NOTE.—This table is continued on next page under new headings.

See Notes on p. 123.

TABLE (ii).—ESTIMATED STRENGTH OF THE TROOPS AT HOME BY MONTHS—*continued.*

Date.	Officers.					Total officers.	Other ranks (including Permanent Cadre).							Total strength (other ranks).	Other ranks (summary of conditions of service).				
	Regulars, volunteers and compulsorily retained.		Eligible for demobilization.				Available.			Unavailable.					Ineligible for demobilization under para. 3 (a), A.O. 55, and re-enlistments under A.O. 4.	Retainable under A.O. 55, para. 3 (other than those under sub-paras. a, b, c and d), and volunteers under para. 4.		Temporarily retained for demobilization machinery under A.O. 55, para. 3 (c).	Eligible for and awaiting demobilization.
	A or B.	Below B.	But temporarily retained.	And awaiting demobilization.	About whom enquiries are being made.		A i and B i.	B ii and B iii.	A iv.	A's.	B's.	D's.	E's.			A's and B i.	B ii and under.		
REGULAR ARMY AND TERRITORIAL FORCE— <i>continued.</i>																			
1919—April	18,064	4,626	4,925	11,588	..	39,203	101,748	90,732	3,041	112,828	87,778	160,602	42,882	599,251	73,781	142,039	102,217	40,572	240,642
May	17,742	3,488	4,808	7,604	..	33,642	110,207	76,951	3,481	111,462	79,687	137,224	44,319	563,331	97,078	144,789	115,678	36,016	169,770
June	17,998	2,987	4,433	6,160	..	31,578	122,982	71,547	5,094	112,071	70,653	104,925	54,217	541,489	121,179	145,304	113,296	26,409	135,310
July	18,457	2,594	3,632	3,424	1,701	29,808	141,420	69,672	7,238	113,255	71,318	88,880	46,607	538,390	157,051	141,694	127,877	18,105	93,663

This table is continued on next page under new headings.

States. Strength of the Troops at Home by Months since September, 1916.

TABLE (ii).—ESTIMATED STRENGTH OF THE TROOPS AT HOME BY MONTHS—*continued.*

Date.	Officers.								Total officers.	Other ranks (summary of conditions of service).						Total other ranks.	Other ranks (state of units).					Other ranks attached for duty from other units.
	On strength of, and serving with units.			On strength of, but away from units.			About whom inquiries are being made.	Demobilizable.		Regulars on normal engagements and re-enlisted serving and ex-soldiers.	Ex-soldiers and others enlisted for one year.	Army of Occupation.			Present with units.		Detached from units.	In hospital.	Absent without leave.	In detention.		
	Regulars.	Volunteers.	Not volunteers.	Regulars.	Volunteers.	Not volunteers.						Volunteers.	About whom inquiries are being made.	Demobilizable.								
REGULAR ARMY AND TERRITORIAL FORCE—<i>continued.</i>																						
1919—December ..	8,813	4,313	956	1,653	942	167	91	519	17,454	161389	10,604	15,623	6,391	56,283	250,290	184860	28,308	32,044	2,250	2,828	11,244	
1920—January ..	8,987	3,784	714	1,446	746	135	47	281	16,140	162247	9,794	13,979	4,367	45,522	235,909	179112	22,020	28,066	4,069	2,642	9,989	
February ..	8,704	3,585	591	1,397	579	73	35	217	15,181	160420	10,241	12,314	3,246	41,267	227,488	174225	20,275	27,510	2,662	2,816	8,671	
March ..	8,518	3,142	536	1,375	390	73	13	196	14,243	156617	10,977	9,888	1,837	34,862	214,181	166350	17,201	25,622	2,210	2,798	7,747	
April ..	8,006	2,072	390	1,072	205	26	7	100	11,878	141802	9,144	4,575	1,156	11,211	167,888	132614	11,038	19,714	2,176	2,346	5,949	

States. Strength of the Troops at Home by Months since September, 1916.

Date.	Officers.			Permanent cadre.	Other ranks.											Total strength, all ranks.	Total trained.	
	Fit for General Service.	Unfit for General Service.	Total		Available for.†					Unavailable for.†								
					A (i.)	B (i.)	B (ii)*	B (iii)*	A (iv.)	A (i.)	A (ii.)	A (iii.)	A (iv.)	B's*	D's and E's.			
OVERSEAS CONTINGENTS.																		
1917—August	10,141	19,141	13,601	41,026	2,988		1,212	766	37,826	19,530	7,169	4,905	31,057	29,593	199,814	65,461	
September	10,750	10,750	19,703	37,878	2,879		851	800	28,977	16,715	7,107	3,044	39,191	32,955	200,850	76,155	
October	1,485	8,999	10,484	26,998	2,987		1,085	734	28,302	13,244	7,148	2,549	37,068	32,806	194,963	63,270	
November	4,635	5,580	10,215	30,220	3,838		1,250	642	40,854	12,435	6,868	2,580	13,358	50,731	192,609	49,267	
December	4,666	3,893	8,559	9,782	27,364	659	8,947	2,559	902	21,233	11,339	7,257	2,289	12,009	73,914	186,813	63,012
1918—January	5,221	3,312	8,533	9,683	27,445	523	10,100	2,979	990	22,146	15,993	7,902	2,295	11,371	71,598	191,558	66,418
February	5,098	3,079	8,177	8,942	27,853	2,929	5,746	4,152	927	23,333	15,307	8,837	2,443	12,596	66,724	187,966	61,225
March	5,473	2,541	8,014	11,638	18,932	2,857	6,021	1,641	814	24,350	20,655	9,813	2,356	13,697	59,808	180,596	53,315
April	5,352	2,310	7,662	12,367	15,824	3,013	6,044	1,950	685	19,097	22,866	8,980	2,267	11,105	57,016	168,876	48,013
May	4,746	2,585	7,331	12,317	11,010	3,010	6,652	2,248	677	17,370	27,096	7,218	2,219	10,868	57,703	165,719	43,278
June	4,951	2,450	7,301	9,861	15,247	2,767	5,146	1,866	285	18,314	25,013	9,368	2,425	16,157	59,528	166,687	48,821
July	4,938	2,323	7,261	13,283	13,336	3,051	5,158	1,700	279	18,690	25,159	12,227	2,453	16,637	58,142	164,098	55,655
August	5,450	1,982	7,432	13,310	18,821	3,292	5,904	1,386	228	19,623	31,914	12,795	2,265	17,428	56,839	178,054	66,894
September	6,073	3,096	9,169	21,743	15,616	3,197	5,902	1,656	99	16,118	47,793	14,837	2,461	25,274	61,570	203,692	73,593
October	5,759	3,632	9,391	22,608	13,114	3,050	5,402	1,446	93	17,561	45,366	16,096	2,329	29,671	73,574	217,093	75,752
November	5,919	3,801	9,720	22,271	11,970	2,880	5,519	1,429	91	16,430	40,244	17,036	2,054	28,137	84,513	220,073	79,422
December	6,234	3,507	9,741	22,192	13,264	2,925	6,309	1,357	77	15,030	34,984	20,394	1,396	27,734	76,063	209,274	83,903
1919—January	9,120	1,175	10,295	11,182	21,195	19	53	84	533	14,539	35,807	26,919	330	36,866	54,978	201,618	11,172
February	10,814	119	10,933	525	17,781	14	57	80	311	27,735	29,546	16,206	178	28,409	65,973	197,223	..
March	11,437	101	11,538	499	71,315	13	63	80	264	36,961	575	423	129	23,441	61,321	206,123	4,910

NOTE.—This table is continued on next page under new headings.

See Notes on p. 123.

119
 States. Strength of the
 Troops at Home by Months
 since September, 1916.

TABLE (ii).—ESTIMATED STRENGTH OF THE TROOPS AT HOME BY MONTHS SINCE SEPTEMBER, 1916—*continued.*

Date.	Officers.				Total officers.	Other ranks (including Permanent Cadre).							Total strength (other ranks).	Other ranks (summary of conditions of service).					Establishment (other ranks).
	Regulars, volunteers and compulsorily retained.		Eligible for demobilization.			Available.			Unavailable.					Ineligible for demobilization under para. 3 (a), A.O. 55 and re-enlistments under A.O. 4.	Retainable under A.O. 55, para. 3 (other than those under sub-para. a, b, c and d), and volunteers under para. 4.		Temporarily retained for demobilization machinery under A.O. 55, para. 3 (c).	Eligible for and awaiting demobilization.	
	A or B.	Below B.	But temporarily retained.	And awaiting demobilization.		A i and B i.	B ii and B iii.	A iv.	A's.	B's.	D's.	E's.			A's and B's.	B ii and under.			
OVERSEAS CONTINGENTS—<i>continued.</i>																			
1919—April	188	51	43	..	12,083	57,384	17,450	200	3,366	1,028	15,786	1,168	168,951	30	6,430	..
May	244	30	24	..	13,159	67,665	16,286	115	841	460	13,269	1,241	184,689	8,420	..
June	226	29	13,565	49,432	12,390	86	2,549	239	10,899	844	163,345
July	163	18	10,696	38,732	9,067	50	1,649	238	7,256	721	117,528

NOTES.—The above figures are purely repatriation cases.
This table is continued on next page under new headings.

States. Strength of the Troops at Home by Months since September, 1916.

TABLE (ii).—ESTIMATED STRENGTH OF THE TROOPS AT HOME BY MONTHS SINCE SEPTEMBER, 1916—*continued.*

Date.	Officers.								Total officers.	Other ranks (summary of conditions of service).					Total other ranks.	Other ranks (state of units).					Other ranks attached for duty from other units.	
	On strength of, and serving with units.			On strength of, but away from units.			About whom inquiries are being made.	Demobilizable.		Regulars on normal engagements and re-enlisted serving and ex-soldiers.	Ex-soldiers and others enlisted for one year.	Army of Occupation.				Present with units.	Detached from units.	In hospital.	Absent without leave.	In detention.		
	Regulars.	Volunteers.	Not volunteers.	Regulars.	Volunteers.	Not volunteers.						Volunteers.	About whom inquiries are being made.	Demobilizable.								
OVERSEAS CONTINGENTS— <i>continued.</i>																						
1919—December	19,367	11,238
1920—January	622	5,600
February	418	3,394
March	317	3,316
April	197	1,449

States. Strength of the Troops at Home by Months since September, 1916.

Date.	Officers.			Permanent cadre.	Other ranks.											Total strength all ranks.	Total trained.
	Fit for General Service.	Unfit for General Service.	Total.		Available for.					Unavailable.†							
					A (i.)	B (i.)	B (ii.)*	B (iii.)*	A (iv.)	A (i.)	A (ii.)	A (iii.)	A (iv.)	B's.*	D's and E's.		
TOTAL OF REGULAR ARMY, TERRITORIAL FORCE AND OVERSEAS CONTINGENTS.																	
1917—August		73,225	73,225	107,860	200,771	246,890		50,582	45,467	97,359	180,670	40,868	137,024	245,816	277,408	1,703,940	763,487
September		75,069	75,069	114,084	185,215	256,928		75,718	36,165	89,452	155,343	42,000	140,119	248,668	305,590	1,724,351	773,039
October	40,676	38,037	78,713	115,441	167,697	275,354		66,741	36,059	84,066	131,746	44,611	139,599	238,623	311,800	1,690,450	780,640
November	42,374	37,809	80,183	106,561	169,701	295,800		52,190	36,663	91,288	109,810	46,546	136,406	217,931	342,278	1,685,357	822,089
December	44,041	37,918	81,959	92,094	156,985	120,765	207,124	72,509	50,332	72,597	99,328	46,431	114,086	174,143	392,838	1,681,191	830,739
1918—January	43,547	39,773	83,320	88,576	152,915	124,075	204,513	70,516	51,016	71,634	97,171	49,122	109,902	167,817	404,374	1,675,251	842,239
February	44,106	40,719	84,825	84,016	124,543	130,296	25,730	53,310	53,813	82,362	74,094	51,977	116,863	169,766	389,323	1,671,918	837,093
March	46,829	40,311	87,140	87,819	148,119	225,712	213,763	55,759	32,597	82,979	94,736	51,825	120,527	190,537	371,382	1,662,895	835,134
April	38,033	37,294	75,327	82,887	116,470	102,201	203,689	55,896	34,350	60,783	85,476	38,998	83,466	181,218	353,257	1,476,018	727,394
May	33,208	38,046	71,254	85,773	80,299	108,588	209,601	54,018	18,960	58,496	141,004	36,714	77,342	173,503	382,421	1,487,973	711,251
June	33,704	40,298	74,002	104,629	76,327	118,727	193,457	55,075	15,107	93,290	165,222	46,784	94,056	220,186	392,436	1,547,739	744,254
July	33,303	40,743	74,046	138,415	71,046	107,694	187,428	55,051	17,419	97,653	193,383	51,182	99,934	237,439	393,086	1,585,361	803,737
August	34,454	39,807	74,261	119,664	89,784	108,319	188,978	56,463	13,907	106,810	215,255	53,688	103,804	243,705	355,762	1,620,858	826,132
September	34,772	40,272	75,044	114,864	101,461	104,836	192,931	55,401	18,937	107,200	207,609	57,008	101,099	274,584	357,087	1,643,197	866,533
October	32,080	40,547	72,627	116,724	92,414	99,376	194,909	57,345	23,157	112,157	168,324	58,238	101,341	277,364	373,712	1,630,964	881,929
November	30,592	40,822	71,414	117,190	83,624	94,857	199,859	59,194	27,389	113,059	125,222	63,214	100,084	268,170	397,298	1,603,384	884,218
December	29,089	39,258	68,347	115,950	82,071	95,010	210,817	63,948	25,371	115,749	103,013	76,477	97,698	253,335	376,655	1,568,491	910,079
1919—January	33,594	35,498	69,092	103,055	102,619	86,454	205,607	63,087	25,552	119,637	85,510	95,478	87,881	254,131	348,937	1,541,085	838,629
February	33,911	29,567	63,478	70,787	82,250	64,024	147,748	45,684	22,779	114,243	57,369	54,398	67,103	200,558	371,806	1,291,440	669,232
March	34,791	25,501	60,292	51,859	127,923	44,180	93,247	30,701	22,775	111,422	18,206	20,734	46,522	142,088	313,783	1,086,873	523,833

* Under these headings up to and including October, 1917, were included those men of categories C (i.), (ii.) and (iii.).

† Those shown as "unavailable" are mainly recruits not yet trained, returned Expeditionary Force men, temporarily unfit, and those awaiting discharge, &c. For a fuller explanation of the categories, see p. 110.

‡ The permanent cadre is now a separate total, and is also included by categories in the total strength of the Regular Army, Territorial Force and Overseas Contingents.

NOTE.—This table is continued on next page under new headings.

TABLE (ii).—ESTIMATED STRENGTH OF THE TROOPS AT HOME BY MONTHS SINCE SEPTEMBER, 1916—continued.

Date.	Officers.					Total officers.	Other ranks (including Permanent Cadre).							Total strength (other ranks).	Other ranks (summary of conditions of service).				
	Regulars, volunteers and compulsorily retained.		Eligible for demobilization.				Available.			Unavailable.					Ineligible for demobilization under para. 3 (a), A.O. 55, and re-enlistments under A.O. 4.	Retainable under A.O. 55, para. 3 (other than those under sub-paras. a, b, c and d), and volunteers under para. 4.		Temporarily retained for demobilization machinery under A.O. 55, para. 3 (c).	Eligible for and awaiting demobilization.
	A or B.	Below B.	But temporarily retained.	And awaiting demobilization.	About whom enquiries are being made.		A i and B i.	B ii and B iii.	A iv.	A's.	B's.	D's.	E's.			A's and B i.	B ii and under.		
TOTAL OF REGULAR ARMY, TERRITORIAL FORCE AND OVERSEAS CONTINGENTS—contd.																			
1919—April	18,252	4,677	4,968	11,588	...	51,286	159,132	107,822	3,241	116,294	88,806	176,388	44,050	668,202	73,811	142,039	102,217	40,572	247,072
May	17,986	3,518	4,832	7,604	..	43,801	177,872	93,237	3,596	112,303	80,147	150,593	45,560	748,020	97,078	144,789	115,678	36,016	178,190
June	18,224	3,016	4,433	6,160	..	44,143	172,414	83,437	5,180	114,620	70,892	115,724	55,161	704,834	121,179	145,304	113,296	26,409	135,310
July	18,620	2,612	3,632	3,424	1,701	40,504	180,152	78,739	7,288	114,104	71,556	96,136	47,328	655,927	157,051	141,694	127,877	18,105	93,663

This table is continued on next page under new headings.

States. Strength of the Troops at Home by Months since September, 1916.

TABLE (ii).—ESTIMATED STRENGTH OF THE TROOPS AT HOME BY MONTHS SINCE SEPTEMBER, 1916—*continued.*

Date.	Officers.									Other ranks (summary of conditions of service).						Other ranks (state of units).					Other ranks attached for duty from other units.
	On strength of, and serving with units.			On strength of, but away from units.			About whom inquiries are being made.	Demobilizable.	Total officers.	Regulars on normal engagements and re-enlisted serving and ex-soldiers.	Ex-soldiers and others enlisted for one year.	Army of Occupation.			Total other ranks.	Present with units.	Detached from units.	In hospital.	Absent without leave.	In detention.	
	Regulars.	Volunteers.	Not volunteers.	Regulars.	Volunteers.	Not volunteers.						Volunteers.	About whom inquiries are being made.	Demobilizable.							
TOTAL OF REGULAR ARMY, TERRITORIAL FORCE AND OVERSEAS CONTINGENTS—<i>continued.</i>																					
1919—December	8,813	4,313	956	1,653	942	167	91	519	19,367	161,389	10,604	15,623	6,301	56,283	261,528	184,860	28,308	32,044	2,250	2,828	11,244
1920—January	8,987	3,784	714	1,446	746	135	47	281	16,762	162,247	9,794	13,979	4,367	45,522	241,509	179,112	22,020	28,066	4,069	2,642	9,989
February	8,704	3,585	591	1,397	579	73	35	217	15,599	160,420	10,241	12,314	3,246	41,267	230,882	174,225	20,275	27,510	2,662	2,816	8,671
March	8,518	3,142	536	1,375	390	73	13	196	14,560	156,617	10,977	9,888	1,837	34,862	217,497	166,350	17,201	25,622	2,210	2,798	7,747
April	8,006	2,072	390	1,072	205	26	7	100	12,075	141,802	9,144	4,575	1,156	11,211	169,337	132,614	11,038	19,714	2,176	2,346	5,949

States. Strength of the Troops at Home by Months since September, 1916.

TABLE (iii.) (a).—ESTIMATED STRENGTH BY ARMS OF THE REGULAR ARMY AND TERRITORIAL FORCE AT HOME.

(1st July, 1919.)

	Officers.					Total officers.	Other ranks (including Permanent Cadre).							Total strength (other ranks).	Other ranks (summary of conditions of service).				
	Regulars, volunteers and compulsorily retained.		Eligible for demobilization.		About whom enquiries are being made.		Available.			Unavailable.					Ineligible for demobilization under para. 3 (a), A.O. 55, and re-enlistments under A.O. 4.	Retainable under A.O. 55, para. 3 (other than those under sub-para. a, b, c and d), and volunteers under para. 4.		Temporarily retained for demobilization machinery under A.O. 55, para. 3 (c).	Eligible for and awaiting demobilization.
	A. or B.	Below B.	But temporarily retained.	And awaiting demobilization.			A i and B i.	B ii and B iii.	A iv.	A's.	B's.	D's.	E's.			A's and B i.	B ii and under.		
Officers at Headquarters	909	229	258	5	.	1,401	16	7	5	45	99	..	2	174	67	35	49	22	1
Cavalry	660	54	24	24	8	770	3,949	64	44	6,360	1,316	965	75	12,773	8,569	2,898	377	221	708
Cyclists	177	8	26	13	6	230	2,811	759	44	256	554	240	10	4,674	73	3,528	879	38	156
Royal Horse Artillery (a).	143	..	4	1	..	148	1,284	39	266	1,224	175	92	4	3,084	2,750	194	53	51	36
Royal Field Artillery	1,412	100	24	50	20	1,606	9,134	907	2,764	5,757	1,433	791	6,941	27,727	15,664	3,502	2,045	148	6,368
Royal Garrison Artillery.	1,607	92	23	47	3	1,772	11,575	2,417	620	1,925	890	6,002	54	23,483	8,943	6,352	2,544	89	5,555
Royal Engineers ..	953	105	188	65	6	1,317	4,502	1,798	41	5,279	4,151	2,917	588	49,276	5,015	5,912	3,834	956	3,559
Royal Engineers (Transportation Branch).	68	42	12	5	..	127	828	707	2	661	1,274	2,822	946	7,240	130	1,751	1,269	180	3,910
Infantry	8,127	912	703	2,705	1,559	14,006	75,113	12,507	3,135	74,883	25,622	53,713	16,422	261,395	97,711	78,441	33,735	2,818	48,690
Machine-Gun Corps ..	726	31	29	23	35	844	3,157	53	..	6,894	1,379	917	807	13,207	4,173	6,055	1,203	21	1,935
Tank Corps	721	4	11	17	..	753	1,335	17	..	2,681	295	654	8	4,990	1,939	2,380	640	11	20
Labour	290	129	273	75	10	777	5,414	21,410	121	292	16,616	1,530	18,389	63,772	3,208	7,593	50,500	792	1,679
Royal Army Service Corps.	894	386	238	53	..	1,571	11,063	11,338	116	4,405	10,288	10,860	1,627	49,697	4,138	14,237	14,930	2,748	13,644
Royal Army Medical Corps.	450	126	1,131	44	..	1,751	3,283	7,385	28	672	4,014	5,070	111	20,563	1,400	2,282	5,961	6,100	4,820
Royal Army Ordnance Corps.	286	64	57	179	..	586	1,691	1,804	16	327	282	801	16	4,937	1,017	996	1,895	304	725
Royal Army Veterinary Corps	57	19	42	2	..	120	891	848	32	147	494	470	47	2,929	235	1,091	1,276	313	14

TABLE (iii.) (a).—ESTIMATED STRENGTH BY ARMS OF THE REGULAR ARMY AND TERRITORIAL FORCE AT HOME—*continued.*

	Officers.					Total officers.	Other ranks (including Permanent Cadre)							Total strength (other ranks).	Other ranks (summary of conditions of service).				
	Regulars, volunteers and compulsorily retained.		Eligible for demobilization.		About whom inquiries are being made.		Available.			Unavailable.					Ineligible for demobilization under para. 3 (a), A.O. 55, and re-enlistments under A.O. 4.	Retainable under A.O. 55, para. 3 (other than those under sub-para. a, b, c and d), and volunteers under para. 4.		Temporarily retained for demobilization machinery under A.O. 55, para. 3 (c).	Eligible for and awaiting demobilization.
	A or B.	Below B.	But temporarily retained.	And awaiting demobilization.			A i and B i.	B ii and B iii.	A iv.	A's.	B's.	D's.	E's.			A's and B i.	B ii and under.		
Army Pay Corps ..	150	17	81	8	..	256	552	4,061	3	66	165	61	2	4,910	347	533	2,475	1,187	418
Non-Combatant Corps	6	1	2	9	946	143	1	187	86	6	4	1,373	529	481	101	3	259
Military Police ..	26	10	24	60	1,173	1,001	..	25	149	170	8	2,526	403	317	514	1,282	10
Miscellaneous ..	729	169	397	29	..	1,324	226	423	..	936	1,201	47	101	2,934	603	714	1,020	495	102
Royal Naval Division	3	21	11	43	52	130	11	11	..	216	120	556	..	914	914
Royal Defence Corps..	63	75	74	36	2	250	2,466	1,973	..	17	715	196	445	5,812	137	2,402	2,757	376	140
Total ..	18,457	2,594	3,632	3,424	1,701	29,808	141,420	69,672	7,238	113,255	71,318	88,880	46,607	538,390	157,051	141,694	127,877	18,105	93,663
Strength 2nd June, 1919, for comparison.	17,988	2,987	4,433	6,160	..	31,578	122,982	71,547	5,094	112,071	70,653	104,925	54,217	541,489	121,179	154,304	113,296	26,400	135,310

This table is continued on next page under new headings.

States. Regular and Territorial Forces at Home.

TABLE (iii.) (b).—ESTIMATED STRENGTH BY ARMS OF THE REGULAR ARMY AND TERRITORIAL FORCE AT HOME—*continued.*
(3rd November, 1919.)

(8836)

	Officers.					Total officers.	Other ranks (including Permanent Cadre).							Total strength (other ranks).	Other rank. (summary of conditions of service).							
	Regulars, volunteers and compulsorily retained.		Eligible for demobilization.		About whom inquiries being made.		Available.			Unavailable.*					Regulars on normal engagements.	Re-enlisted, serving and ex-soldiers.	Volunteers for a further definite period of less than one year.	Retainable under A.O. 55 of 1919, para. 3, and volunteers under para. 4.		About whom inquiries are being made.	Available for and awaiting demobilization.	
	A or B.	Below B.	But temporarily retained.	And awaiting demobilization.			A i and B i.	B ii and B iii.	A iv.	A's.	B's.	D's.	E's.					A's and B i.	B ii and under.			
Officers at Headquarters.	900	200	134	8	..	1,282	29	..	3	45	56	..	2	135	67	2	18	12	33	..	4	
Cavalry	650	11	2	..	12	675	5,190	62	90	7,931	704	501	64	14,542	10,042	1,324	125	660	169	1,323	895	
Cyclists	144	2	1	10	3	160	1,229	231	4	100	113	84	4	1,815	21	5	35	127	38	42	1,547	
Royal Horse Artillery	164	1	165	1,619	36	357	979	75	50	..	3,116	2,319	418	11	252	43	51	22	
Royal Field Artillery	1,536	65	4	9	9	1,623	12,670	449	3,782	5,769	644	2,640	393	26,347	15,723	5,135	208	1,890	532	2,399	460	
Royal Garrison Artillery.	1,189	73	8	22	2	1,294	7,789	1,149	1,210	2,149	519	978	298	14,092	8,198	1,852	117	1,424	767	761	913	
Royal Engineers ..	1,075	81	57	38	..	1,251	4,191	1,069	34	4,515	1,676	449	483	12,417	4,593	2,547	467	1,664	862	950	1,334	
Royal Engineers (Transportation Branch).	32	9	41	4	..	86	537	196	..	539	925	470	562	3,229	527	299	180	544	423	805	446	
Infantry	6,220	534	191	893	154	7,992	46,386	7,024	2,907	60,763	14,496	17,434	4,342	153,351	56,108	33,999	1,886	23,874	6,923	4,995	25,566	
Machine-Gun Corps	609	21	1	21	11	663	3,267	191	57	4,994	646	514	552	10,221	4,220	2,446	129	2,001	317	845	263	
Tank Corps.. ..	512	19	..	8	..	539	389	8	..	3,922	122	197	10	4,648	2,741	827	84	721	39	44	192	
Labour	91	38	99	37	5	270	158	1,947	6	104	4,602	2,882	986	10,685	57	830	775	325	960	44	7,694	
Royal Army Service Corps.	964	303	50	39	47	1,403	8,831	5,666	52	3,929	6,258	4,530	936	30,202	3,904	5,613	2,166	3,283	3,432	767	11,037	
Royal Army Medical Corps.	566	297	547	6	1	1,417	1,878	2,875	14	1,377	3,483	1,415	115	11,157	1,383	1,262	1,390	1,542	1,765	64	3,751	
Royal Army Ordnance Corps.	413	65	16	494	1,744	1,051	3	264	154	577	1	3,794	900	384	286	759	863	3	599	
Royal Army Veterinary Corps.	50	16	21	2	..	89	532	325	3	247	256	102	37	1,502	117	183	65	399	364	18	356	

TABLE (iii.) (b).—ESTIMATED STRENGTH BY ARMS OF THE REGULAR ARMY AND TERRITORIAL FORCE AT HOME—continued.

	Officers.					Total officers.	Other ranks (including Permanent Cadre).							Total strength (other ranks).	Other ranks (summary of conditions of service).						
	Regulars, volunteers and compulsorily retained.		Eligible for demobilization.		About whom inquiries being made.		Available.			Unavailable.*					Regulars on normal engagements.	Re-enlisted, serving and ex-soldiers.	Volunteers for a further definite period of less than one year.	Retainable under A.O. 55 of 1919, para. 3, and volunteers under para. 4.		About whom inquiries are being made.	Available for and awaiting demobilization.
	A or B.	Below B.	But temporarily retained.	And awaiting demobilization.			A i and B i.	B ii and B iii.	A iv.	A's.	B's.	D's.	E's.					A's and B i.	B ii and under		
Army Pay Corps ..	129	8	60	197	478	2,396	2	24	92	28	20	3,040	250	152	1523	81	572	25	437
Non-Combatant Corps.	2	3	2	7	707	64	..	133	179	6	1	1,090	7	..	5	307	12	84	675
Military Police ..	35	4	13	1	..	53	1,822	415	..	25	28	55	21	2,366	539	623	369	501	169	11	154
Miscellaneous ..	553	207	240	16	..	1,016	166	215	..	424	640	30	129	1,604	268	107	227	142	545	5	310
Royal Naval Division	1	7	8	25	..	41	55	72	115	..	242	242	..
Royal Defence Corps	4	3	7	..	16	73	11	133	233	9	..	60	..	137	..	27
Total	15,879	1,967	1,495	1,139	244	20,724	99,606	25,435	8,524	98,298	35,813	33,068	9,089	309,828	111,993	58,012	10186	40,508	18,970	13,478	56,681
Strength for comparison 6th Oct., 1919.	17,659	2,167	1,848	1,260	740	23,674	127,985	35,851	9,229	113,392	46,435	45,438	11,107	389,437	114,864	74,495	9,790	80,888	50,047	27,610	31,743

* Those shown as "unavailable" are mainly recruits not yet trained, returned Expeditionary Force men, temporarily unfit, and those awaiting discharge, &c. For a fuller explanation of the categories, see p. 110.

NOTE.—Comparative strengths by arms for the Regular Army and Overseas Contingents at Home since October, 1914, will be found on pp. 138 and 142, Tables (vi.) and (ix.), and comparative strengths, all arms, of the Territorial Force at Home from September, 1914, to July, 1917, will be found on p. 139, Table (vii.). Comparative strengths by arms, Regular and Territorial Forces, since August, 1917, will be found on pp. 140 and 141, Table (viii.).

This table is continued on next page under new headings.

TABLE (iii) (c).—ESTIMATED STRENGTH BY ARMS OF THE REGULAR ARMY AND TERRITORIAL FORCE AT HOME—continued.
(12th April, 1920.)

Date.	Officers.								Total officers.	Other ranks (summary of conditions of service).						Total other ranks.	Other ranks (state of units).					Other ranks attached for duty from other units.
	On strength of, and serving with units.			On strength of, but away from units.			About whom inquiries are being made.	Demobilizable.		Regulators on normal en-gagements and re-enlisted serving and ex-soldiers.	Ex-soldiers and others en-listed for one year.	Army of Occupation.			Present with units.		Detached from units.	In hospital.	Absent without leave.	In detention.		
	Regulars.	Volunteers.	Not volunteers.	Regulars.	Volunteers.	Not volunteers.						Volunteers.	About whom in-quiries are being made.	Demobilizable.								
Officers at Headquarters ...	820	185	57	11	9	1	..	5	1,088	24	3	8	35	35	192	
Cavalry	474	3	1	70	..	1	549	10,160	18	58	23	57	10,316	8,886	568	664	103	95	66	
Royal Horse Artillery	63	63	1,938	16	6	10	..	1,970	1,722	96	100	33	19	98	
Royal Field Artillery	892	211	3	1	1,109	14,211	36	81	166	527	15,021	12,441	643	1,437	249	251	600	
Royal Garrison Artillery	757	2	1	129	8	2	..	2	901	6,998	23	110	10	49	7,190	6,249	567	298	25	51	814	
Royal Engineers	537	253	42	28	11	3	874	8,588	1,215	263	341	229	10,636	8,820	745	892	128	51	661	
Royal Engineers (Transporta-tion Branch).	6	13	1	1	7	5	1	1	35	495	188	107	65	327	1,182	359	403	388	6	26	101	
Infantry	2,863	84	9	530	52	4	..	46	3,638	73,412	1,019	537	233	6,348	81,549	62,868	5,082	10,937	1,194	1,468	1,128	
Machine-Gun Corps	97	41	13	20	6	1	178	3,636	40	18	209	35	3,988	3,018	323	497	91	59	223	
Tank Corps	132	85	20	13	57	8	..	23	338	3,747	13	34	..	48	3,842	3,139	467	152	42	42	442	
Labour	1	11	19	5	1	3	40	22	716	316	..	1,021	2,075	408	209	1,312	52	94	141	
Royal Army Service Corps	357	477	12	5	12	6	869	11,869	2,095	1,231	45	2,032	17,272	13,647	948	2,332	208	137	264	
Royal Army Medical Corps	292	328	154	..	13	7	794	2,077	1,766	534	27	259	4,683	3,930	468	242	18	25	237	
Royal Army Ordnance Corps	202	187	4	393	1,855	1,312	237	9	131	3,547	2,801	465	249	19	13	42	
Royal Army veterinary Corps	35	32	2	1	1	71	473	63	54	5	42	637	548	18	65	5	1	97	
Royal Army Pay Corps	116	27	10	2	3	..	4	..	162	515	38	480	13	14	1,060	1,011	13	35	..	1	55	
Military Police	17	3	20	687	484	234	..	50	1,455	1,361	16	72	1	5	197	
Miscellaneous	345	341	64	1	4	1	756	1,045	99	247	..	39	1,430	1,371	7	42	2	8	591	
Total	8,006	2,072	390	1,072	205	26	7	100	11,878	141,802	9,144	4,575	1,156	11,211	167,888	132,614	11,038	19,714	2,176	2,346	5,949	
Strength for Comparison on 1st March, 1920.	8,518	3,142	536	1,375	390	73	13	196	14,243	156,617	10,977	9,888	1,337	34,362	214,181	166,350	17,201	25,622	2,210	2,798	7,747	

TABLE (iv).—ESTIMATED STRENGTH BY ARMS AND CONTINGENTS OF THE OVERSEAS CONTINGENTS AT HOME.
(3rd March, 1919.)

Arm and Contingent.	Officers.		Permanent cadre.†	Other ranks (including permanent cadre).											Total strength all ranks.	Total trained.	Women.		
	Fit for general service.	Unfit for General Service.		Available for *					Unavailable.*										
				A (i.).	B (i.).	Home Service.		A (iv.).	A (i.).	A (ii.).	A (iii.).	A (iv.).	B's.	D's and E's.					
						B (ii.).	B (iii.).												
Arms—																			
Royal Flying Corps	247	1,386	1,633	
Headquarters	680	164	2,357	244	5,051	8,496	
Cavalry	78	1,059	4	129	370	1,640	
Cyclists	6	6	1	..	13	
Field Artillery	339	3,271	17	..	2,005	242	1,442	7,316	
Heavy Artillery	19	4	6	257	45	4	31	75	441	
Engineers	794	..	3	10,281	2	1	..	5	..	408	771	2,420	14,682	
Infantry	3,354	82	286	30,507	1	2	..	109	..	21,703	120	7,569	14,395	78,830	
Machine-Gun Corps	261	2,045	1	..	1,592	569	419	..	131	1,121	5,151	
Tank Corps	39	540	44	623	
Royal Army Service Corps	72	1,028	5	..	64	1,003	45	2,217	
Royal Army Medical Corps	2,144	11	148	2,403	45	..	1,734	1	3,723	1,139	11,211	
Royal Army Veterinary Corps	13	31	1	30	2	76	
Royal Army Ordnance Corps	21	274	122	268	14	699	
Army Pay Corps	137	..	26	164	1,139	24	1,465	
Command Depôts	725	52	1	102	21,607	22,486	
Military Police	2	6	77	8	93	
Miscellaneous	2,506	3	30	19,227	10	60	80	78	..	5,545	6	7,971	13,564	49,050	
Native Labour Corps	1	1	
Total	11,437	101	499	71,315	13	63	80	264	36,961	575	423	129	23,441	61,321	206,123

States. Overseas Contingents
by Arms and Contingents
at Home.

Contingents—																			
Canadian	7,342	70,117	264	21,405	21,773	120,901
Australian	2,684	204	21,426	26,337	50,651
New Zealand	1,279	13,835	10,807	25,921
South African	77	82	362	616	12	61	80	..	1,542	404	346	128	1,901	2,106	7,355	4,335
Newfoundland	25	12	137	313	149	167	77	..	130	201	1,074	507
British West Indies Regiment ..	30	7	..	65	1	2	9	4	..	1	5	97	221	68
Total	11,437	101	499	71,315	13	63	80	264	36,961	575	423	129	23,441	61,321	206,123	4,910
Strength 3rd Feb., 1919, for comparison.	10,814	119	525†	17,781	14	57	80	311	27,735	29,456	16,206	178	23,409	65,973	197,223

* Those shown as "unavailable" are mainly recruits not yet trained, returned Expeditionary Force men, temporarily unfit, and those awaiting discharge, &c. For a fuller explanation of the categories, see p. 110.

† The permanent cadre is now included in the various categories.

NOTE.—A table giving comparative strengths by arms and by Contingents since November, 1914, will be found on pp. 142 and 145, Tables (ix.) and (x.).

TABLE (v.) (a).—STRENGTH AND CLASSIFICATION OF THE VOLUNTEER FORCE BY COMMANDS.
(1st September, 1919.)

Distribution.	SECTION A.		SECTION B. (Of military age.)				SECTION C.		SECTION P.		Anti-aircraft duties.	SECTION D.								TOTAL		Remarks
	(Over military age.)		Sent by Tribunals.		The remainder.		Officers.	Other ranks.	Officers.	Other ranks.		Under military age.		Of military age.				Over military age.				
	Officers.	Other ranks.	Officers.	Other ranks.	Officers.	Other ranks.						Officers.	Other ranks.	Officers.	Other ranks.	Sent by Tribunals.		Others.		Officers.	Other ranks.	
							Officers.	Other ranks.	Officers.	Other ranks.						Officers.	Other ranks.					
Eastern Command, infantry.	434	3,760	114	15,874	859	14,230	1,995	4	280	139	95	132	3	263	6	153	1,420	36,921	Returns complete.			
Northern Command, infantry.	391	2,765	255	26,697	1,113	22,270	3,441	2	690	64	966	2	959	5	126	1,766	57,980	Returns complete.				
Scottish Command, infantry.	354	2,684	104	10,836	660	20,537	1,632	1	54	96	112	225	290	2	112	1,121	36,578	Returns complete.				
Southern Command, infantry.	302	3,060	70	9,141	474	9,489	2,229	49	21	32	1	43	27	847	24,091	Returns complete.				
Western Command, infantry.	286	2,129	146	18,206	737	11,052	1,622	339	49	438	4	330	5	161	1,179	34,326	Returns complete.			
London District, infantry.	195	1,636	99	11,796	349	3,143	1,098	1	29	182	42	1,104	8	809	6	411	661	20,250	Returns complete.			
Miscellaneous Units	276	1,063	35	3,314	1,061	16,891	1,387	1	16	..	91	218	53	2,135	7	492	1,441	25,607	Returns from 3 units not in.			
Grand Total ..	2,238	17,097	823	95,864	5,253	97,612	8,13,404	7	381	1,1495	474	3,115	71	4,829	31	1,482	8,435	235,753	Representing returns from 281 battalions, 1 pioneer company and 105 units.			
	Total of "Sections A, B and C," 232,299								Total of P Section, 388.	Total anti-aircraft duties, 1496	Total of "Section D," 10,005.								Grand total, 244,188.			
Grand Total on 1st August, 1919, for comparison.	2,274	17,253	812	97,239	5,301	98,218	8,13,529	7	338	1,1487	490	3,138	71	4,812	32	1,431	8,509	223,090				
	Total of "Sections A, B and C," 234,639.								Total of P Section, 395	Total anti-aircraft duties, 1498	Total of "Section D," 10,027.								Grand total 246,599.			

The above force has been disbanded with the exception* of:—

R.A.S.C., M.T. (v.)	159	635	28	1,690	770	12,345	8	794	1	16	74	..	185	39	1,495	2	394	1,007	17,628	Return up to 1st April, 1920.
---------------------	-----	-----	----	-------	-----	--------	---	-----	---	----	----	----	----	----	-----	----	-------	---	-----	-------	--------	-------------------------------

SECTION A.—Men over military age, of physical standard not below C (i.), who agree to undergo a regular course of training and to hold themselves available for service in the event of invasion.

SECTION B.—Men of military age; otherwise same conditions as under Section A. Badged men, men exempted from military service by public Departments on the ground of indispensability, and men who are granted exemption from military service by Tribunals, are eligible under this section.

SECTION C.—Boys under 18 years of age, who agree to the same conditions as Section "A."

SECTION D.—Men not in Sections A, B, C and P.

SECTION P.—Special constables whose services are specially allocated for duties under the Civil authorities on the occurrence of an emergency.

* The R.A.S.C., M.T. (v.) were finally disbanded on March 31, 1921.

TABLE (v.) (b).—VOLUNTEER FORCE—RETURN OF STRENGTH BY MONTHS.
(Since February, 1917.)

	Section A.		Section B. (Of military age).				Section C.		Section P.		Section R.		The remainder, Section D.						Total		Remarks.		
	(Over military age).		Sent by tribunals.		The remainder.		Officers.	Other ranks.	Officers.	Other ranks.	Officers.	Other ranks.	Under military age.		Of military age.		Over military age.		Officers.	Other ranks.			
	Officers.	Other ranks.	Officers.	Other ranks.	Officers.	Other ranks.							Officers.	Other ranks.	Officers.	Other ranks.	Officers.	Other ranks.				Officers.	Other ranks.
1917.																							
February ..	1,347	17,908	106	24,326	408	26,433	26	1,774	51	3,090	4	6,287	59	42,019	272	81,271	1,253	64,067	3,848	237,343	As shown on returns from 242 battalions.
March ..	2,937	34,843	291	55,582	584	41,639	37	2,437	77	5,548	4	9,750	28	46,126	290	42,313	967	49,198	5,518	287,433	returns from 302 battalions and units
April ..	3,346	38,476	278	60,161	1,067	45,909	24	1,877	67	5,512	7	10,621	57	40,728	278	46,777	719	43,629	5,843	293,690	returns from 312 battalions and units
May ..	3,802	41,730	285	63,055	1,186	50,356	..	2,834	23	1,937	73	5,001	2	8,501	84	38,983	273	43,837	609	37,447	6,292	293,681	returns from 328 battalions and units
June ..	3,959	43,332	321	66,972	1,280	52,527	..	6,113	28	1,594	74	4,655	6	6,448	48	34,514	296	39,980	690	35,591	6,702	291,756	returns from 335 battalions and units.
July ..	4,172	44,119	332	68,546	1,323	54,760	3	7,624	12	1,602	76	4,772	6	6,200	34	33,103	245	39,479	626	31,412	6,823	289,617	returns from 315 battalions and 27 units
August ..	4,239	44,892	333	68,851	1,361	55,467	2	8,708	18	1,549	75	4,665	..	6,348	84	33,031	238	36,988	577	30,471	6,935	289,852	returns from 315 battalions and 27 units.
September ..	4,367	45,350	338	70,821	1,480	54,900	4	10,023	15	1,471	81	4,881	2	6,882	33	32,591	223	34,967	573	28,238	7,156	289,384	returns from 315 battalions and 34 units.
October ..	4,488	45,860	374	70,345	1,453	55,402	2	10,686	13	1,331	71	4,594	..	6,183	26	33,548	222	34,982	546	26,192	7,281	288,543	returns from 314 battalions and 34 units
November ..	4,638	45,854	402	73,280	1,548	55,462	2	11,503	10	1,138	76	4,561	..	5,292	22	31,320	203	33,589	529	24,483	7,497	286,415	returns from 314 battalions and 45 units.
December ..	4,744	46,054	420	73,310	1,604	58,570	2	12,147	12	1,021	76	4,575	1	3,718	17	29,653	217	32,366	512	21,830	7,605	283,244	returns from 314 battalions and 46 units.
1918																							
January ..	4,842	45,842	436	72,733	1,638	60,407	2	12,690	18	1,284	74	4,197	..	3,525	13	29,201	200	30,916	497	20,622	7,720	281,417	returns from 313 battalions and 50 units.
February ..	4,940	45,005	449	75,315	1,714	61,481	2	13,133	18	1,335	77	4,054	4	3,191	14	25,469	207	28,498	466	18,650	7,891	277,215	returns from 310 battalions and 53 units.
March ..	5,046	47,232	453	78,024	1,764	65,206	2	14,786	17	1,348	53	3,271	..	2,654	20	21,785	166	23,604	367	16,213	7,888	274,173	returns from 299 battalions and 50 units.
April ..	5,127	48,636	452	79,560	1,925	61,591	1	16,089	16	1,244	2,357	15	19,821	116	21,394	274	14,488	7,926	272,180	returns from 288 battalions and 55 units.
May ..	3,803	31,551	560	81,839	3,362	83,626	1	16,167	15	1,413	2,187	17	18,386	128	22,181	187	10,903	8,073	270,252	returns from 286 battalions and 66 units.
June ..	2,524	19,484	701	84,726	4,581	95,493	..	16,574	4	1,297	1,846	13	15,817	141	21,492	208	8,994	8,133	265,712	returns from 282 battalions, 1 pioneer company and 83 units.
July ..	2,349	18,399	772	89,234	4,693	94,353	..	16,859	16	1,298	5	1,012	1	1,630	13	14,872	136	20,814	141	8,281	8,126	266,752	returns from 282 battalions, 1 pioneer company and 93 units.
August ..	2,341	18,436	750	92,438	4,988	97,827	..	16,885	15	1,290	2	1,458	..	1,495	18	13,205	143	20,266	127	7,290	8,384	270,589	returns from 282 battalions, 1 pioneer company and 100 units.
September ..	2,321	17,991	767	95,143	5,098	97,944	..	16,423	17	1,186	3	1,923	..	873	17	7,628	114	12,180	89	3,904	8,426	255,193	returns from 282 battalions, 1 pioneer company and 103 units.
October ..	2,333	17,532	771	97,266	5,238	98,164	8	15,464	12	944	1	1,618	..	741	4	5,171	83	7,076	52	2,296	8,502	246,324	returns from 282 battalions, 1 pioneer company and 105 units.
November ..	2,305	17,369	780	97,687	5,303	97,912	8	14,936	6	485	5	1,753	..	490	3	3,140	62	4,686	43	1,481	8,515	239,929	returns from 282 battalions, 1 pioneer company and 104 units.
December ..	2,418	17,313	800	97,172	5,355	97,672	8	14,542	6	434	3	1,668	..	475	5	3,083	58	4,662	39	1,432	8,592	238,453	returns from 282 battalions, 1 pioneer company and 105 units.

Volunteer Force—
Return of Strength.

TABLE (vii).—ESTIMATED STRENGTH OF THE TERRITORIAL FORCE AT HOME (BY MONTHS), SEPTEMBER, 1914, TO JULY, 1917.

Strength on	1st Line.				2nd Line.				3rd Line.				Not included in 1st, 2nd or 3rd Line.		Total.				Supernumerary T.F. Companies.		Channel Islands Militia and Isle of Man Volunteers.		Grand total.			
	For service abroad.		For service at home.		For service abroad.		For service at home.		For service abroad.		For service at home.				For service abroad.		For service at home.		Officers.	Other ranks.	Officers.	Other ranks.				
	Officers.	Other ranks.	Officers.	Other ranks.	Officers.	Other ranks.	Officers.	Other ranks.	Officers.	Other ranks.	Officers.	Other ranks.	Officers.	Other ranks.	Officers.	Other ranks.	Officers.	Other ranks.	Officers.	Other ranks.	Officers.	Other ranks.	Officers.	Other ranks.		
1914.																										
26 September	8,091	255,339	2,319	97,917	162	6,373	10,572	359,629	
7 November	10,339	300,907	3,355	119,410	160	6,342	13,854	426,659	
5 December	12,040	345,927	4,056	134,592	163	6,340	16,264	486,859	
1915.																										
2 January	12,582	354,245	3,844	125,957	166	6,375	16,592	485,577	
30 January	13,252	380,692	3,754	124,517	..	5,263*	167	6,369	17,173	516,831	
1 March	13,340	362,939	3,660	121,200	..	5,926*	161	6,813	17,161	495,878	
29 March	6,282	157,367	751	13,621	6,330	150,081	2,238	91,913	802	26,907	492	11,472	13,414	334,355	3,481	117,008	..	7,258	151	5,569	17,046	464,188	
26 April	4,929	116,729	684	11,641	7,247	160,815	1,949	88,715	1,097	45,315	502	11,029	13,273	322,859	3,135	111,385	..	40,924	152	5,499	16,560	480,667	
7 June	4,093	93,415	756	10,706	8,297	190,204	1,384	65,467	1,714	92,322	493	7,599	14,104	375,941	2,633	83,772	..	44,328	156	5,597	16,893	509,636	
5 July	3,868	87,493	699	8,017	8,986	194,121	1,047	47,145	2,578	119,935	602	6,946	15,432	401,549	2,348	62,108	..	46,459	153	5,587	17,983	515,708	
2 August	2,979	60,126	665	6,955	8,943	198,939	1,182	61,930	3,598	134,018	672	8,591	15,620	391,083	2,519	77,478	..	47,729	138	5,566	18,177	521,854	
30 August	2,898	58,593	684	7,264	9,365	192,821	1,130	61,626	4,825	147,604	746	11,138	17,098	399,018	2,560	80,028	..	48,699	133	5,549	19,791	533,294	
27 September	2,454	50,726	678	7,186	9,810	194,299	1,184	63,888	6,087	157,932	812	13,213	18,351	402,947	2,674	84,287	..	48,668	130	5,507	21,155	541,409	
8 November	2,315	49,316	676	6,988	10,065	198,362	1,444	71,333	7,757	192,376	894	16,543	20,137	440,054	3,014	94,864	..	46,096	123	5,355	23,274	586,369	
6 December	2,109	45,028	681	6,449	9,394	196,793	1,509	71,742	9,772	227,989	929	20,049	21,275	469,810	3,119	98,240	..	36,584	118	5,239	24,512	609,873	
1916.																										
3 January	2,140	43,790	653	6,287	9,130	197,647	1,661	72,375	11,605	240,732	924	21,837	22,875	482,169	3,238	100,499	..	36,584	120	5,242	26,233	624,494	
31 January	2,103	39,720	581	5,884	9,574	212,005	1,588	69,055	12,446	227,822	910	25,372	24,123	479,547	3,079	100,311	..	32,974	120	5,429	27,322	618,261	
13 March	1,723	32,401	439	2,411	10,055	246,754	1,078	38,924	12,715	255,540	833	10,720	21,493	534,695	2,350	53,055	..	36,628	120	5,529	26,963	628,907	
10 April	1,721	33,518	409	2,236	10,018	248,081	988	33,825	12,350	273,083	817	11,172	24,089	554,682	2,214	47,233	..	36,628	122	5,537	26,425	644,080	
8 May	1,717	33,266	387	2,151	10,146	263,820	995	26,296	12,108	272,873	795	12,004	23,971	569,959	2,177	50,451	..	40,712	122	5,518	26,270	666,640	
5 June	1,592	30,440	375	1,905	9,693	265,222	772	34,634	10,893	265,149	784	12,843	69	3,308	..	22,247	564,119	1,931	49,382	..	41,096	122	5,520	24,300	660,117	
3 July	1,573	30,380	346	1,538	9,315	265,434	458	20,997	10,494	266,777	706	12,521	107	4,852	..	21,489	567,067	1,510	35,432	..	42,474	122	5,571	23,121	650,544	
31 July	1,780	27,375	8,567	220,744	10,764	251,309	1,460	71,901	41,176	123	5,561	22,694	618,066	
Royal Defence Corps.																										
28 August	1,759	27,454	8,546	215,522	10,591	246,196	1,633	70,804	39,343	112	5,333	22,641	607,652	
9 October	808	16,921	7,913	200,123	9,008	240,894	2,560	74,175	40,307	114	5,348	20,403	577,768	
6 November	769	18,333	7,742	218,638	8,416	237,480	2,539	74,243	1,019	39,466	117	5,339	20,602	593,499
6 December	740	17,238	8,044	242,059	8,406	226,643	2,186	60,601	1,009	38,686	121	5,579	20,506	590,806
1917.																										
1 January	737	17,533	8,014	243,093	8,476	197,983	2,182	60,696	1,018	38,088	118	5,194	20,545	562,587
29 January	742	17,860	6,792	212,266	7,202	183,757	2,198	63,267	960	36,311	49	3,075	17,943	516,536
26 February	750	17,427	5,807	177,976	7,125	177,321	2,140	64,483	972	36,281	49	3,005	16,843	476,493
9 April	778	17,066	4,527	135,116	7,680	181,376	2,235	63,112	986	35,472	49	3,005	16,255	485,146
7 May	790	17,437	4,458	130,226	7,437	171,122	2,037	56,400	976	35,323	49	3,005	15,747	413,513
4 June	911	18,328	4,261	123,703	7,776	169,811	2,083	55,137	976	34,794	23	627	16,030	402,400
2 July	937	17,146	4,289	118,241	7,912	158,172	2,201	52,578	904	32,468	23	655	16,266	379,260

* National Reserve Veteran companies, all ranks.

NOTE.—Owing to the revision of the weekly returns rendered for the armies at Home it is not now possible to continue this table. A new table has been introduced (Table viii, pp 140 and 141), showing the strength by arms of the Regulars and Territorial Force at Home by months since August, 1917.

States. Territorial Force
 at Home by Months,
 Sept., 1914, to July, 1917.

TABLE (viii).—ESTIMATED STRENGTH BY ARMS OF THE REGULAR ARMY AND TERRITORIAL FORCE (EXCLUDING OVERSEAS CONTINGENTS) AT HOME (BY MONTHS) SINCE 13TH AUGUST, 1917.

Strength on	Headquarters, War Office, Commands, &c.		Cavalry.		Cyclists.		Royal Horse and Field Artillery.		Royal Garrison Artillery.		Royal Engineers.		Transportation.		Royal Flying Corps.		Infantry.		Machine-Gun Corps.		Tank Corps.		Royal Army Service Corps.	
	Officers.	Other ranks.	Officers.	Other ranks.	Officers.	Other ranks.	Officers.	Other ranks.	Officers.	Other ranks.	Officers.	Other ranks.	Officers.	Other ranks.	Officers.	Other ranks.	Officers.	Other ranks.	Officers.	Other ranks.	Officers.	Other ranks.	Officers.	Other ranks.
1917.																								
13th August ..	2,300	157	1,345	19,514	2,084	44,435	3,166	93,236	3,212	65,340	2,601	73,244	579	24,100	6,613	53,178	29,666*	729,685*	1,909	17,153	732	6,423	2,665	89,689
10th September ..	2,476	51	1,221	18,062	1,956	42,895	3,157	90,714	3,276	62,440	2,714	69,883	696	30,671	6,975	56,176	28,495	695,483	1,936	19,377	782	4,717	2,834	88,901
8th October ..	4,007	187	1,355	18,133	1,949	44,240	3,189	84,497	3,178	60,419	2,827	64,767	749	35,257	7,870	58,269	29,475	674,708	1,888	21,770	887	4,540	2,805	87,893
5th November ..	4,284	1,277	1,241	18,494	2,063	42,531	3,424	83,567	3,116	59,856	2,747	64,404	864	36,181	8,618	63,083	29,906	659,134	1,869	22,127	967	4,710	2,572	86,542
10th December ..	4,483	1,518	1,136	17,985	2,044	38,733	3,665	84,979	2,995	61,810	2,914	64,174	816	33,576	10,223	66,023	30,727	638,088	1,889	22,464	1,119	4,509	2,529	88,742
1918.																								
7th January ..	4,509	1,552	1,123	16,230	1,994	35,995	3,416	82,839	3,171	60,717	2,941	62,695	836	33,338	11,149	71,156	31,089	624,458	1,999	21,528	1,100	5,585	2,529	90,131
4th February ..	4,457	1,581	983	16,089	1,966	35,431	3,503	84,549	3,170	63,418	2,379	60,370	908	33,566	12,031	80,391	31,377	607,061	2,110	20,039	1,161	7,896	2,546	91,799
4th March ..	4,322	1,532	919	16,868	2,020	36,012	3,497	83,945	3,185	63,397	2,944	58,631	914	36,218	12,655	89,459	32,820	586,974	2,189	20,003	1,261	7,711	2,574	94,754
1st April ..	4,310	1,552	1,004	16,706	2,085	40,017	3,388	81,020	3,206	59,626	2,783	56,766	919	38,590	34,207	513,305	2,162	18,186	1,060	7,894	2,660	98,869
8th May ..	4,089	1,328	921	17,441	1,877	38,107	3,241	82,504	3,173	62,178	2,726	58,354	949	40,971	31,928	528,622	2,384	21,387	1,150	7,916	2,749	96,061
3rd June ..	4,424	1,305	981	19,738	1,675	40,274	3,197	83,126	3,512	62,526	2,790	57,362	870	41,545	33,739	579,179	2,581	26,812	1,203	7,992	2,677	93,990
1st July ..	4,413	1,394	1,018	20,302	1,500	33,900	3,421	81,501	3,499	63,657	2,778	57,331	892	42,421	33,849	634,020	2,636	26,809	1,060	6,642	2,692	93,609
5th August ..	4,235	1,352	1,103	20,643	1,460	29,601	3,573	82,414	3,556	61,793	2,767	58,145	906	42,014	33,371	656,670	2,736	30,436	1,033	6,772	2,605	93,908
2nd September ..	3,187	210	1,010	20,337	1,413	27,079	3,446	82,702	3,785	61,955	2,773	58,768	882	41,078	32,854	635,005	3,047	41,484	938	7,757	2,619	95,740
7th October ..	3,232	116	1,100	19,052	1,416	26,295	3,364	78,737	3,798	58,527	2,679	57,929	844	38,278	30,956	627,657	2,636	35,713	778	10,255	2,454	92,710
4th November ..	3,251	201	1,027	17,882	1,353	24,552	3,326	75,538	3,655	57,275	2,688	57,081	792	35,509	29,512	610,228	2,605	34,256	1,043	10,663	2,565	90,812
2nd December ..	3,272	210	1,019	18,590	1,122	19,547	3,150	68,742	3,654	57,281	2,645	54,346	776	34,289	26,819	590,957	2,620	34,679	1,312	10,978	2,501	92,196
1919.																								
6th January ..	3,310	180	1,014	13,020	958	16,068	2,221	62,736	3,492	52,307	2,656	52,620	745	26,907	27,020	601,906	2,762	31,862	1,409	9,340	2,673	94,337
3rd February ..	3,289	199	892	13,793	1,444	20,229	1,772	45,386	2,670	32,229	2,320	37,963	609	19,266	24,394	529,537	1,829	20,242	1,169	6,276	2,423	73,370
3rd March ..	1,762	207	760	11,289	663	8,627	2,626	31,700	2,412	25,416	2,178	27,252	449	8,606	24,133	397,726	1,624	13,927	1,049	4,454	2,065	57,497
7th April ..	1,763	155	782	12,606	476	6,236	2,048	29,166	2,041	23,732	1,927	22,902	265	7,321	17,782	274,797	1,405	11,395	947	3,502	2,038	55,820
5th May ..	1,723	171	761	13,013	417	5,847	1,779	27,954	1,885	23,592	1,649	18,964	184	6,923	14,810	266,061	1,145	10,898	821	3,162	1,899	54,166
2nd June ..	1,726	163	850	13,593	310	4,917	1,579	28,263	1,762	23,720	1,420	18,916	169	7,333	14,813	257,053	826	11,767	774	4,339	1,686	50,686
1st July ..	1,401	174	770	12,773	230	4,674	1,754	30,811	1,772	23,483	1,317	49,276	127	7,240	14,006	261,395	844	13,207	753	4,990	1,571	49,697
4th August ..	1,475	154	598	12,516	162	4,479	1,833	32,857	1,808	23,369	1,181	19,355	123	7,273	11,974	259,526	829	14,422	665	6,023	1,549	51,184
1st September ..	1,449	178	573	14,106	179	4,123	1,919	34,042	1,701	19,955	1,251	18,098	117	7,450	10,974	244,157	760	14,849	584	5,778	1,543	48,802
6th October ..	1,386	161	681	16,423	157	2,596	1,844	31,675	1,412	15,051	1,300	14,904	113	5,029	10,045	207,396	716	11,880	569	4,792	1,548	34,984
3rd November ..	1,282	135	675	14,542	160	1,815	1,788	29,463	1,294	14,092	1,251	12,417	86	3,229	7,992	153,351	663	10,221	539	4,648	1,403	30,202
1st December ..	1,321	105	580	11,539	52	191	1,690	24,961	1,078	10,120	1,044	11,159	72	2,565	6,219	124,623	496	9,319	535	4,494	1,286	23,885
1920.																								
5th January ..	1,243	73	572	11,077	30	68	1,499	24,985	1,053	9,600	938	11,019	44	2,143	5,883	120,477	459	9,005	443	4,293	1,158	20,866
2nd February ..	1,091	76	576	11,167	12	36	1,291	21,087	1,016	9,355	932	11,748	47	1,838	5,661	117,870	382	7,901	407	4,258	1,045	21,394
1st March ..	1,100	74	568	10,855	5	8	1,278	19,695	1,009	8,811	920	11,880	41	1,426	5,071	109,718	285	6,254	383	4,095	981	21,402
12th April ..	1,088	85	549	10,316	1,172	16,991	901	7,190	874	10,636	35	1,182	3,638	81,549	178	3,988	338	3,842	869	17,272

States. Regular Army and Territorial Force by arms at Home by Months since August, 1917.

NOTE.—This table is continued on the next page * Includes Royal Defence Corps. For comparative strengths by arms before August, 1917, see Tables (vi) and (vii), pp. 138 and 139.

Strength on	Royal Army Medical Corps.		Royal Army Ordnance Corps.		Royal Army Veterinary Corps.		Army Pay Corps.		Labour Corps.		Record Offices (except Guards).		Military Police.		Miscellaneous.		Non-Combatant Corps.		Royal Defence Corps.		Royal Naval Division.		Total.	
	Officers.	Other ranks.	Officers.	Other ranks.	Officers.	Other ranks.	Officers.	Other ranks.	Officers.	Other ranks.	Officers.	Other ranks.	Officers.	Other ranks.	Officers.	Other ranks.	Officers.	Other ranks.	Officers.	Other ranks.	Officers.	Other ranks.	Officers.	Other ranks.
1917.																								
13th August ..	3,205	39,332	416	10,248	174	8,279	232	10,155	1,208	148,576	280	..	39	4,949	643	672	15	2,677	63,084	1,441,042
10th September ..	3,147	42,910	442	9,891	156	7,435	245	10,612	1,522	156,798	341	1,211	42	4,962	721	1,093	15	2,728	1,170	42,172	64,319	1,459,132
8th October ..	3,130	42,719	498	10,050	157	7,474	233	10,435	1,621	149,048	393	1,332	42	4,404	822	1,027	11	2,723	1,143	43,366	68,229	1,427,258
5th November ..	3,260	42,834	429	9,416	153	7,273	230	11,071	1,763	157,472	386	1,468	40	4,383	878	1,237	11	2,726	1,147	42,534	69,968	1,422,780
10th December ..	3,257	42,379	407	9,548	167	7,249	228	11,469	1,785	177,479	397	1,316	40	4,463	1,451	969	13	2,712	1,115	40,753	73,400	1,420,978
1918.																								
7th January ..	3,150	43,428	415	9,662	160	7,280	225	11,937	1,842	182,043	487	1,325	39	4,574	1,509	1,203	11	2,706	1,091	38,824	74,787	1,408,906
4th February ..	3,675	44,018	422	10,070	192	7,628	222	11,831	2,001	184,288	404	1,462	38	4,630	1,571	1,247	11	2,706	1,116	39,024	76,648	1,407,304
4th March ..	3,979	45,618	432	10,473	189	7,996	241	12,413	1,898	185,299	402	1,304	36	4,946	1,608	871	12	2,695	1,029	35,760	79,126	1,443,173
1st April ..	3,769	43,296	385	10,460	179	7,719	238	12,500	1,930	186,305
6th May ..	3,749	40,945	411	10,355	182	7,854	245	12,104	1,917	188,491
3rd June ..	3,976	43,431	479	10,184	200	8,070	236	12,031	1,762	187,589
1st July ..	3,667	40,804	727	10,611	200	8,085	232	11,577	1,852	178,562
5th August ..	3,446	41,880	676	11,183	189	8,224	236	12,169	1,901	176,412	391	1,611	64	5,365	1,230	1,167	4	2,712	837	31,554	66,824	1,375,980
2nd September ..	3,745	41,529	228	12,419	233	7,801	710	11,152	1,917	180,180	402	1,592	65	5,334	1,318	1,081	4	2,633	805	31,378	594	6,116	65,875	1,314,277
7th October ..	3,853	40,252	690	11,210	196	7,361	228	12,752	1,936	184,145	416	1,609	67	5,176	1,384	1,299	4	2,618	795	32,278	410	6,566	66,785	1,314,277
4th November ..	3,861	38,564	711	10,755	186	6,908	238	13,085	1,821	185,798	432	1,810	68	5,214	1,303	1,259	4	2,673	795	34,498	451	6,933	68,824	1,375,980
2nd December ..	3,838	39,069	712	11,254	170	6,435	239	13,208	1,815	191,797	425	2,148	68	5,135	1,214	1,458	4	2,651	769	39,308	462	6,348	68,606	1,300,611
1919																								
6th January ..	3,618	37,819	730	12,232	163	6,395	249	13,409	1,716	190,845	451	2,495	66	5,212	1,221	1,373	4	2,487	761	37,606	458	5,616	58,797	1,230,670
3rd February ..	3,636	33,545	807	9,562	166	5,753	268	11,874	1,603	156,785	491	2,442	66	4,656	1,100	1,425	6	2,334	696	30,313	448	4,466	52,545	1,041,672
3rd March ..	3,465	29,032	763	6,167	156	1,526	283	8,570	1,474	112,812
7th April ..	2,630	26,832	620	5,311	144	4,252	283	6,208	1,841	85,759
5th May ..	2,298	25,265	652	5,833	137	3,716	270	5,508	1,057	72,872
2nd June ..	1,882	22,177	584	5,123	120	3,038	261	5,142
1st July ..	1,751	20,563	586	4,937	120	2,929	256	4,910	777	63,772
4th August ..	1,578	16,478	563	5,657	123	3,118	251	4,696	631	34,381
1st September ..	1,606	15,462	540	5,848	115	2,320	230	4,328	474	22,229
6th October ..	1,555	12,537	483	4,601	99	1,815	220	3,686	328	14,832
3rd November ..	1,417	11,157	494	3,794	89	1,502	197	3,040	270	10,605
1st December ..	1,207	10,537	505	3,108	84	1,098	188	2,523	166	6,201
1920.																								
5th January ..	1,066	9,759	472	2,816	82	992	191	2,195	126	3,481	25	2,077	857	956	2	27	16,840	235,909
2nd February ..	1,038	8,768	447	2,546	83	879	177	2,040	67	3,603	24	1,974	884	947	1	3	15,181	227,488
1st March ..	1,001	7,246	443	2,824	75	809	176	1,908	70	3,439	22	1,777	814	1,957	1	3	14,243	214,181
12th April ..	794	4,683	393	3,547	71	637	162	1,060	40	2,075	20	1,455	756	1,430	11,878	167,888

* Included under Miscellaneous.

141
States. Regular Army
and Territorial Force by
Arms at Home by Months
since August, 1917.

States. Overseas Contingents
by Arms at Home by Months
since November, 1914.

142

TABLE (ix.).—ESTIMATED STRENGTH BY ARMS OF THE OVERSEAS.

Strength at beginning of month.	Head-quarters.†		Cavalry.		Artillery.		Engineers.		Infantry.		Machine-Gun Corps.		Tanks.	
	Officers.	Other ranks.	Officers.	Other ranks.	Officers.	Other ranks.	Officers.	Other ranks.	Officers.	Other ranks.	Officers.	Other ranks.	Officers.	Other ranks.
1914.														
November	67	1,246	152	3,855	51	970	946	20,485
December	85	1,414	173	4,435	46	914	864	20,327
1915.														
January	81	1,350	177	4,337	49	902	806	19,041
February	82	1,358	174	4,307	48	893	783	18,925
March	111	2,278	8	368	4	119	280	5,221
April	106	2,216	51	1,542	3	119	380	7,521
May	103	2,135	50	1,358	13	148	333	4,607
June	44	1,183	70	1,565	49	1,147	666	15,607
July	125	2,749	112	2,684	50	1,213	970	24,600
August..	241	5,140	124	2,663	79	1,905	1,267	30,490
September	241	4,993	202	4,426	83	2,017	1,302	27,934
October	61	1,495	200	3,766	35	689	947	19,887
November	121	2,827	218	4,411	51	1,076	1,281	31,702
December	128	2,903	209	4,659	59	1,279	1,469	37,739
1916.														
January	148	3,317	242	5,960	59	1,361	1,559	40,220
February	170	3,205	165	3,883	52	1,293	1,591	39,620
March	112	1,406	201	5,045	100	2,501	1,357	30,685
April	114	1,537	299	6,596	134	2,284	1,175	23,802
May	74	1,679	271	6,094	149	3,059	1,415	38,049
June	124	2,425	296	6,602	114	2,386	1,703	43,122
July	120	2,685	268	7,420	209	4,722	2,429	59,042
August	152	4,315	135	4,396	266	6,457	2,559	62,514
September	165	4,080	313	9,369	248	6,056	2,973	79,463
October	156	3,236	458	13,144	275	6,073	3,209	77,639
November	168	2,526	492	12,596	277	5,891	4,410	115,531
December	155	2,160	471	11,885	277	5,204	3,460	92,161	137	3,140
1917.														
January	152	2,069	463	10,034	359	7,324	3,988	92,782	13	468
February	132	1,648	438	10,003	339	7,521	4,153	89,690	170	3,202
March	109	1,665	470	10,059	408	9,424	4,119	84,028	260	4,419
April	111	2,048	439	10,979	442	10,281	4,369	114,406	293	5,065
May	114	2,125	481	12,769	427	10,510	4,736	124,064	280	4,985
June	131	2,103	490	12,013	458	10,193	5,125	118,962	295	5,238
July	124	2,061	547	12,315	433	9,664	5,683	112,953	306	4,984
August..	141	1,918	586	12,117	407	10,134	5,780	104,622	326	5,306
September	126	1,864	494	10,254	441	10,703	6,163	104,219	312	4,879
October	125	1,685	493	9,483	413	9,618	6,110	100,657	322	4,798
November	106	1,494	362	8,326	383	9,398	5,437	91,951	298	4,367
December	97	1,266	323	7,860	315	8,924	4,461	85,111	270	4,086
1918.														
January	85	1,133	383	10,167	345	9,259	4,496	87,744	290	4,033
February	91	1,221	404	10,733	353	10,245	4,352	87,590	294	4,137
March	88	1,285	382	11,335	343	10,320	4,317	83,577	279	4,040
April	75	1,562	394	11,161	310	9,979	4,120	75,237	229	3,494
May	75	1,563	336	11,489	333	10,165	3,666	70,741	220	4,651
June	80	1,557	301	10,742	346	10,994	3,650	67,182	240	5,079
July	254	1,782	76	2,254	295	14,361	374	10,349	2,976	64,074	293	4,689
August..	319	2,115	90	2,449	307	11,840	328	13,035	3,096	72,166	271	5,130
September	434	3,790	89	2,564	354	12,047	343	13,752	3,261	82,987	302	3,937
October	395	3,716	90	2,501	363	11,050	455	15,220	3,131	87,149	319	5,383
November	455	4,039	79	1,919	398	10,561	480	13,960	3,283	90,238	340	5,781
December	500	4,545	65	1,865	397	9,274	550	12,329	3,509	83,773	301	5,234
1919.														
January	452	5,081	64	1,766	413	9,404	659	13,331	3,620	86,869	254	5,221
February	614	7,061	54	1,588	387	8,239	682	13,198	3,119	76,887	239	4,498
March	680	7,816	78	1,562	362	7,395	794	13,888	3,355	75,476	261	4,890

* For details by contingents, see Table (x), p. 145.

† See overleaf.

States. Overseas Contingents
by Arms at Home by Months
since November, 1914.

CONTINGENTS AT HOME BY MONTHS SINCE 1ST NOVEMBER, 1914.

A.S.C.		R.A.M.C.		A.V.C.		A.O.C.		A.P.C.		Labour Corps.		Miscellaneous.		Total.*	
Officers.	Other ranks.	Officers.	Other ranks.	Officers.	Other ranks.	Officers.	Other ranks.	Officers.	Other ranks.	Officers.	Other ranks.	Officers.	Other ranks.	Officers.	Other ranks.
46	1,056	124	1,354	2	27	9	38	122	1,426	29,124
50	1,190	115	1,303	6	254	7	123	170	1,462	29,984
48	1,164	157	1,395	7	251	8	67	1,052	1,392	29,500
47	1,137	161	1,332	7	245	..	13	..	10	71	1,271	1,373	29,491
9	276	88	295	7	272	507	8,829
31	1,002	86	236	12	287	11	213	680	13,137
86	1,850	97	1,245	5	97	687	11,440
93	2,575	129	1,242	4	100	1,055	23,419
85	2,022	143	1,609	6	75	7	279	1,498	35,231
97	2,168	166	1,784	7	77	14	603	1,995	44,830
108	2,238	229	1,857	6	129	24	1,171	2,195	44,765
47	978	242	1,440	7	116	7	105	42	2,259	1,588	30,735
52	1,026	237	1,706	10	158	9	117	92	4,015	2,088†	47,159†
83	1,428	197	1,867	12	180	13	153	142	5,806	2,331†	56,146†
101	2,110	232	1,920	10	171	12	147	472	15,949	2,835	71,155
102	1,661	300	2,006	10	178	14	169	557	12,574	2,961	64,589
103	1,850	493	2,325	9	204	16	188	..	43	441	10,450	2,832	54,697
153	2,402	516	2,465	8	202	14	241	..	41	355	13,772	2,768	53,342
150	2,422	753	3,332	8	215	15	272	..	40	347	14,299	3,182	69,461
169	3,239	696	3,095	9	186	16	357	..	56	352	15,217	3,479	76,685
173	3,773	795	3,618	9	214	12	448	..	122	354	21,743	4,369	103,787
208	4,379	881	3,583	10	277	14	483	..	76	593	31,404	4,823	117,884
187	4,835	992	4,377	12	317	15	486	..	88	839	40,970	5,744	150,041
189	5,031	1,060	4,357	10	309	16	523	..	68	963	51,708	6,336	162,088
206	5,488	1,210	4,754	10	304	18	607	..	115	1,131	60,096	7,922	207,908
177	4,601	1,168	3,831	12	251	18	562	10	74	1,102	69,709	6,987	193,578
188	5,408	1,336	4,525	11	201	26	635	8	129	1,110	74,570	7,824	201,288
171	5,302	1,224	4,501	11	264	23	631	16	128	1,259	77,485	7,940†	200,558†
185	6,388	1,060	4,114	10	271	35	610	51	135	1,212	73,915	7,946†	195,433†
193	6,467	983	4,702	24	292	30	484	208	242	1,450	40,666	8,628†	196,690†
210	6,418	852	5,075	19	263	38	653	160	167	1,457	33,638	8,872†	201,604†
211	6,071	1,130	6,132	15	260	43	726	161	407	1,586	35,850	9,746†	198,946†
214	5,976	1,109	6,764	16	306	44	858	172	902	1,726	38,594	10,492†	197,047†
214	6,810	1,229	8,259	16	260	23	1,045	155	1,133	1,161	37,528	10,141†	189,673†
205	6,523	1,491	9,156	15	244	24	1,125	149	1,250	1,295	39,708	10,750†	190,100†
216	6,703	1,379	8,865	13	190	27	929	147	1,371	1,211	40,007	10,484†	184,479†
222	6,041	1,431	8,182	18	244	28	897	161	1,363	1,748	49,939	10,215†	182,394†
205	5,551	1,157	8,392	15	168	27	897	167	1,469	1,493	54,348	8,559†	178,254†
180	5,888	1,051	8,207	8	157	25	883	162	1,510	1,505	54,011	8,533†	183,025†
187	5,835	980	8,209	10	147	17	842	164	1,523	1,322	49,238	8,177†	179,789†
182	5,602	983	7,590	5	61	26	765	167	1,453	1,239	45,973	8,014†	172,582†
163	5,313	967	7,502	5	62	24	737	177	1,436	1,198	44,731	7,662	161,214
168	5,879	942	7,293	3	26	20	739	151	1,411	1,387§	45,411§	7,331	158,388
166	4,895	911	7,510	2	26	31	762	155	1,442	1,519§	49,197§	7,301	159,486
162	4,607	889	7,383	3	26	31	762	151	1,402	1,675§	48,305§	7,261	156,832
155	4,236	969	7,609	3	30	32	759	135	1,441	1,630§	48,816§	7,432	170,652
118	3,717	946	7,778	4	31	21	688	135	1,429	5	226	2,805§	59,052§	9,169†	194,523†
114	3,729	956	7,638	30	179	22	655	234	1,305	2,381§	66,655§	9,391†	207,702†
108	3,354	956	7,325	24	155	23	669	134	1,391	3,094§	67,870§	9,720†	210,353†
120	3,850	918	7,113	15	146	21	656	126	1,381	2,878§	66,099§	9,741†	199,533†
111	3,830	2,112	8,340	16	99	20	647	128	1,372	2,148§	53,337§	10,295†	191,323†
101	2,992	2,104	8,852	10	59	17	734	132	1,313	3,157§	58,836§	10,933†	186,290†
7	2,195	2,155	9,056	13	63	21	678	137	1,328	3,237§	71,630§	11,538†	194,585†

† Included in the various arms up to June, 1918.

§ See overleaf.

States. Overseas Contingents
by Arms at Home by Months
since November, 1914.

144

NOTES TO TABLE (ix.).

† Includes Royal Flying Corps, the strength of which was in—

	Officers.	Other ranks.
1915.—November	17	121
December	19	132
1917.—February	4	183
March	27	405
April	86	1,058
May	98	937
June	101	991
July	118	1,170
August	103	541
September	35	171
October	28	173
November	21	182
December.. .. .	29	182
1918.—January	3	33
February	3	69
March	3	81
September	261	1,698
October	312	1,797
November	233	1,492
December	232	1,382
1919.—January	251	1,437
February	279	1,418
March	247	1,386

‡ Includes Army Cyclist Corps, the strength of which was in—

1917.—February.. .. .	15	535
March	19	543
April	22	587
May	22	656
June	31	816
July	31	596
August	27	342
September	26	295
October	15	163
November	12	162
December.. .. .	11	123
1918.—January	10	158
February	8	130
March	8	125
April	8	123
May	7	183
June	9	183
July	6	181
August	6	244
September	32	1,069
October	34	871
November	30	807
December	9	143
1919.—January	10	151
February	12	136
March	6	7

§ Includes Native Labour Corps, the strength of which was in—

1918.—May	1	17
June	1	15
July	1	14
August	1	2
September	2	4
October	1	1
November	1	..
December	1	..
1919.—January	1	..
February	1	..
March	1	..

TABLE (X).—ESTIMATED STRENGTH BY CONTINGENTS OF THE OVERSEAS CONTINGENTS AT HOME (BY MONTHS) SINCE NOVEMBER, 1914.

(1914)	Strength at beginning of Month.				Canadian.		Australian.		New Zealand.		South African.		Newfoundland.		British West Indies Regiment.		Total.†	
					Officers.	Other ranks.	Officers.	Other ranks.	Officers.	Other ranks.	Officers.	Other ranks.	Officers.	Other ranks.	Officers.	Other ranks.	Officers.	Other ranks.
1914.																		
November	1,406	28,605	20	519	1,426	29,124
December	1,443	29,462	19	522	1,462	29,984
1915.																		
January	1,373	28,979	19	521	1,392	29,500
February	1,354	28,972	19	519	1,373	29,491
March	484	8,071	23	758	507	8,829
April	647	11,797	10	581	23	759	680	13,137
May	640	9,865	11	582	36	993	687	11,440
June	1,014	21,617	10	580	31	1,222	1,055	23,419
July	1,436	33,558	31	453	31	1,220	1,498	35,231
August	1,936	42,778	14	603	45	1,449	1,995	44,830
September	2,160	43,167	24	1,171	11	427	2,195	44,765
October	1,465	26,391	49	2,165	8	489	52	1,097	12	472	2	119	1,588	30,735*
November	1,727	35,313	91	3,367	17	1,038	216	5,933	13	433	24	1,072	2,088	47,159*
December	1,862	40,018	122	4,565	37	1,617	247	7,195	20	583	43	2,164	2,331	56,146*
1916.																		
January	2,174	43,482	445	10,125	43	6,151	90	3,454	31	574	52	2,369	2,835	71,155
February	2,219	45,531	419	10,059	142	2,708	105	3,601	30	705	46	1,985	2,961	64,589
March	2,260	38,708	286	8,219	136	2,410	113	4,236	30	792	7	332	2,832	54,697
April	2,326	40,069	195	5,668	97	1,946	117	4,765	21	536	12	358	2,768	53,342
May	2,804	56,831	164	5,274	80	1,696	100	4,639	21	676	13	345	3,182	69,461
June	3,079	64,859	142	4,792	112	1,868	111	4,087	23	717	12	362	3,479	76,685
July	3,547	75,172	450	20,072	216	3,027	103	3,824	21	527	32	1,165	4,369	103,787
August	3,699	82,618	723	25,865	304	6,270	61	2,275	36	856	4,823	117,884
September	3,666	79,798	1,649	58,729	341	9,118	53	1,379	35	1,017	5,744	150,041
October	4,050	88,694	1,849	62,500	346	8,049	52	1,568	39	1,277	6,336	162,088
20th November	5,393	131,233	1,957	62,345	460	11,507	78	1,849	32	856	2	118	7,922	207,908
11th December	5,080	120,617	1,410	58,244	389	11,437	74	2,441	32	721	2	118	6,987	193,578

* Includes Ceylon contingent.—October, 1915, 2 other ranks; November, 1915, 3 other ranks; December, 1915, 4 other ranks.

† For details by arms, see Tables (iv.) and (ix.), pp. 132 and 142.

145
 States. Overseas Contingents
 at Home by Months
 since November, 1914.

TABLE (x).—ESTIMATED STRENGTH BY CONTINGENTS OF THE OVERSEAS CONTINGENTS AT HOME BY MONTHS—*continued.*

Strength at beginning of Month.	Canadian.		Australian.		New Zealand.		South African		Newfoundland.		British West Indies Regiment.		Total.†	
	Officers.	Other ranks.	Officers.	Other ranks.	Officers.	Other ranks.	Officers.	Other ranks.	Officers.	Other ranks.	Officers.	Other ranks.	Officers.	Other ranks.
1917—15th January	5,647	124,156	1,649	61,768	405	12,038	94	2,547	27	684	2	95	7,824	201,288
12th February	5,706	120,408	1,763	64,149	351	12,869	90	2,473	30	659	7,940	200,558
12th March	5,643	113,217	1,796	66,193	398	12,947	82	2,417	27	659	7,946	195,433
16th April	6,219	113,781	1,930	66,705	354	11,885	93	3,554	31	757	1	8	8,628	196,690
14th May	6,407	115,077	1,843	65,876	503	15,568	98	3,991	20	1,081	1	11	8,872	201,604
11th June	7,354	119,632	1,845	63,431	406	10,792	101	4,186	40	905	9,746	198,946
9th July	8,039	119,800	1,761	60,922	529	11,185	122	4,214	41	926	10,492	197,047
13th August	7,974	114,463	1,481	56,624	531	13,718	119	4,227	36	641	10,141	189,673
10th September	8,969	110,132	1,746	58,411	584	15,938	111	4,069	39	834	1	16	10,750	190,100
8th October	8,131	106,788	1,644	56,071	526	17,012	136	3,820	44	765	3	28	10,484	184,479
5th November	7,563	101,765	1,878	58,558	583	16,777	136	4,425	51	849	4	20	10,215	182,394
10th December	6,082	99,180	1,740	56,780	552	17,232	135	4,322	45	708	5	32	8,559	178,254
1918—7th January	6,054	103,435	1,703	55,285	603	18,439	143	4,878	25	930	5	58	8,533	183,025
4th February	6,069	103,071	1,318	51,622	597	18,856	137	4,453	50	1,717	6	70	8,177	179,789
4th March	5,753	101,048	1,380	46,472	705	19,514	119	3,938	46	1,358	8	72	8,011	172,402
1st April	5,541	95,953	1,278	42,747	655	16,999	128	3,934	48	1,529	12	72	7,662	161,214
6th May	5,230	95,222	1,244	39,734	575	16,846	216	4,930	54	1,725	12	63	7,331	158,388
3rd June	5,087	96,181	1,352	40,002	684	16,180	210	5,316	50	1,545	18	62	7,401	159,286
1st July	4,943	95,038	1,582	37,334	749	17,058	216	5,535	51	1,502	20	65	7,261	157,832
5th August	5,030	105,477	1,292	33,070	793	19,297	239	6,313	48	1,404	30	60	7,432	170,622
2nd September	5,227	114,515	2,918	52,213	749	19,945	204	5,953	43	1,831	28	66	9,169	194,523
7th October	5,453	120,802	2,985	56,642	702	31,421	184	7,454	34	1,415	33	114	8,391	208,702
4th November	5,647	122,252	2,957	56,785	834	22,057	194	7,042	39	1,657	39	110	9,720	210,353
2nd December	5,961	115,265	2,700	54,042	820	22,229	191	6,320	31	1,543	38	129	9,741	199,533
1919—6th January	7,038	116,624	2,289	46,706	717	20,351	171	6,151	41	1,371	39	119	10,295	191,323
3rd February	6,658	109,151	3,128	46,355	880	22,266	181	6,819	44	1,583	42	118	10,933	186,290
3rd March	7,342	113,569	2,684	47,967	1,279	24,642	159	7,196	37	1,037	37	189	11,538	194,585
7th April	7,094	89,922	3,458	51,085	1,249	21,484	211	5,333	37	940	34	187	12,083	168,951
5th May	7,108	96,737	4,408	60,552	1,273	19,960	238	6,324	35	956	25	160	13,159	184,689

States. Overseas Contingents
at Home by Months
since November, 1914.

(3843)	2nd June	6,304	72,555	4,861	60,148	1,145	16,758	233	3,324	22	560	12,565	153,345
	1st July	5,355	54,906	4,274	50,057	886	9,758	159	2,250	22	557	10,696	117,528
	4th August	4,264	32,942	2,516	26,571	633	6,119	112	1,391	7,525	67,023
	1st September ..	1,951	18,042	2,660	22,203	481	3,243	91	1,322	4,183	43,810
	6th October	1,000	5,824	2,175	12,848	211	1,800	52	924	3,431	21,396
	3rd November ..	2,818*		1,841	10,626	227	1,753	52	916	2,120	22,295
	1st December ..	1,454		1,764	10,212	140	965	9	61	1,913	11,238
	1920—5th January ..	1,117		559	4,990	55	552	8	58	622	5,600
	2nd February	904		378	3,051	32	286	8	57	418	3,394
	1st March	837		277	2,972	32	286	8	55	317	3,316
	12th April	837		180	1,355	10	55	7	39	197	1,449

* No details of ranks given.

† For details by Arms, see Tables (iv.) and (ix.), pp. 132 and 142.

NOTE.—The figures for April, 1919, and onwards are repatriation cases.

SECTION 6.

STRENGTH OF THE TROOPS IN INDIA AND BURMA.

(1st March, 1920. Actual strength.)

Arm.	Officers.		Other ranks.		Total all ranks.
	British.	Indian.	British.	Indian.	
<i>Combatant.</i>					
Royal Air Force	250	..	1,198	786	2,234
British Cavalry	129	..	2,641	..	2,770
Royal Horse Artillery	34	..	822	246	1,102
Royal Field Artillery	196	..	4,144	7,049	11,389
Anglo-Indian Battery
Mountain Artillery	10	..	246	896	1,152
Heavy Artillery	65	..	1,649	1,275	2,929
Royal Garrison Artillery	40	..	566	139	745
Royal Artillery (bullock battery)..
Machine Gun Corps	112	..	2,152	1,120	3,384
British Infantry	1,069	..	34,260	..	35,329
Indian Cavalry	585	709	..	22,439	23,733
Indian Artillery	85	49	..	6,067	6,221
Sappers and Miners	178	..	238	12,988	13,391
Signals	100	..	520	4,811	5,431
Indian Infantry	2,648	4,107	..	201,792	208,547
<i>Non-Combatant.</i>					
Royal Army Medical Corps	454*	..	421	..	875
Indian Medical Service	533	..	160	1,018	1,761
Army Bearer Corps	4,632	4,632
Army Hospital Corps	3,920†	3,920
Dental Corps	25	25
Total	6,553	4,865	49,014	249,168	329,630

* Including 2 from Mesopotamia.

† Excluding those doing duty with mobilized units.

IMPERIAL SERVICE TROOPS.

Cavalry	6,311
Artillery	872
Sappers and Miners	873
Infantry	8,760
Camel Corps	705
Transport Corps	2,178
Total	19,199

INDIAN DEFENCE CORPS.

Artillery	3,024
Electrical Engineers	278
Cavalry { Mounted	2,118
{ Dismounted	715
Infantry	30,642
Total	36,777
Grand total	6,553	4,865	49,014	249,168	385,606

The number of Military Police and Levies is—Mounted, 2,710; Foot, 32,782, including all ranks.

SECTION 7.

STRENGTH OF THE GARRISONS AT BRITISH DEFENDED PORTS ABROAD.
(According to returns received up to 1st March, 1920.)

Station.	Date of return.	Staff.		Artillery.		Engineers.		Infantry.		Administrative troops.		Total.	
		Officers.	Other ranks.	Officers.	Other ranks.	Officers.	Other ranks.	Officers.	Other ranks.	Officers.	Other ranks.	Officers.	Other ranks.
MEDITERRANEAN PORTS.													
<i>Gibraltar</i> —													
Regular troops	1920. 1st Mar.	10	2	33	369	12	233	24	898	31	210	110	1,712
<i>For comparison</i> {	October, 1917	16	7	40	1,123	13	339	66	1,961	20	221	155	3,651
	October, 1918	14	6	45	921	14	339	61	1,845	20	185	154	3,296
	October, 1919	10	3	39	559	12	254	34	1,099	27	204	122	2,199
<i>Malta</i> —													
Regular troops {	British	13	..	32	294	12	215	51	1,770	41	244	149	2,523
	Malta Artillery	34	642	34	642
	1st Mar.	13	..	66	936	12	215	51	1,770	41	244	183	3,165
<i>For comparison</i> {	October, 1917	14	..	69	1,572	18	445	122	4,043	157	1,341	330	7,901
	October, 1918	15	..	72	1,426	12	346	139	3,721	110	1,531	348	7,074
	October, 1919	14	..	56	1,015	15	334	146	3,817	47	313	278	5,479
ATLANTIC PORTS.													
<i>Bermuda</i> —													
Regular troops	1st Mar.	2	..	8	117	4	42	8	238	10	65	32	462
<i>For comparison</i> {	October, 1917	3	..	14	261	2	39	41	1,271	7	50	67	1,621
	October, 1918	3	3	14	273	3	44	26	799	7	47	53	1,171
	October, 1919	3	..	10	85	4	37	13	218	11	45	41	386

STRENGTH OF THE GARRISONS AT BRITISH DEFENDED PORTS ABROAD—continued.

Station.	Date of return.	Staff.		Artillery.		Engineers.		Infantry.		Administrative troops.		Total.		
		Officers.	Other ranks.	Officers.	Other ranks.	Officers.	Other ranks.	Officers.	Other ranks.	Officers.	Other ranks.	Officers.	Other ranks.	
<i>Jamaica—</i>														
Regular troops	British	1920.												
	West India Regiment ..	1st Mar.	1	..	8	99	6	39	23	741	10	69	48	948
	Non-Europeans (including details of B.W.I Regiment).	"	40	906	40	906
		"	4	74	..	19	4	93
			1	..	8	99	6	39	67	1,721	10	88	92	1,947
For comparison	October, 1917	14	2	11	267	4	61	31	537	5	57	65	924
	October, 1918	13	13	11	172	4	67	35	729	6	63	69	1,034
	October, 1919	2	..	9	71	7	44	23	649	8	30	49	794
<i>West Africa (Sierra Leone)—</i>														
Regular troops	British	1st Mar.	1	..	9	141	3	56	54*	23*	13	46	80	266
	Non-European .. .	"	4	153	..	42	..	1,454	..	9	4	1,658
			1	..	13	294	3	98	54	1,477	13	55	84	1,924
For comparison	October, 1917	5	..	11	204	3	103	47	1,954	15	70	81	2,331
	October, 1918	5	..	10	212	3	104	63	1,550	14	76	100	1,942
	October, 1919	4	..	12	246	3	75	92	2,370	15	60	126	2,751
<i>Cape Peninsula—</i>														
Regular troops	1st Mar.	3	..	6	15	2	20	1	3	18	88	30	126
For comparison	October, 1916	8	6	22	388	7	137	19	662	26	118	82	1,311
	October, 1917	7	6	27	585	7	162	32	1,114	15	63	83	1,930
	October, 1919	11	..	17	111	4	75	16	653	72	479	120	1,323
<i>Mauritius—</i>														
Regular troops	1st Mar.	3	4	1	29	2	18	6	51
For comparison	October, 1917	3	4	6	84	4	54	12	478	5	36	30	656
	October, 1918	4	4	6	60	4	65	12	400	5	50	31	585
	October, 1919	4	4	4	47	4	56	12	400	5	43	29	555

* British officers and other ranks of West African Regiment.

FAR EAST.															
<i>Ceylon—</i>															
Regular troops (British)	1st Mar.	8	105	3	17	5	32	16	154		
For comparison {	October, 1917	4	2	14	331	10	161	10	409	6	53	44	956
	October, 1918	4	2	21	327	10	135	19	618	5	49	59	1,135
	October, 1919	1	..	9	36	3	17	29	806	19	168	61	1,027
<i>Straits Settlements (Singapore)—</i>															
Regular troops {	1st Mar.	British	3	..	14	90	4	24	28	815	10	41	59	970
		Non-European	2	122	2	122
For comparison {	October, 1917	3	..	16	212	4	24	28	815	10	41	61	1,092
	October, 1918	8	..	12	282	1	63	47	995	6	48	4	1,388
	October, 1918	4	..	8	245	2	43	43	964	12	50	69	1,302
	October, 1919	3	..	13	231	3	31	13	295	6	50	43	607
CHINA COMMAND.															
<i>Hong Kong and Tientsin—</i>															
Regular troops .. {	1st Mar.	British	29	154	9	62	35	682	20	59	93	957
		Non-European and Indian Army.	10	761	..	87	68	2,124	..	57	78	3,029
For comparison {	October, 1917	39	915	9	149	103	2,806	20	116	171	3,986
	October, 1918	3	1	30	736	3	179	96	2,652	12	137	144	3,705
	October, 1919	3	1	27	567	5	172	100	2,628	11	145	146	3,508
				6	..	39	954	7	125	84	2,059	13	64	149	3,202

A Summary will be found on the next page.

STRENGTH OF THE GARRISONS AT BRITISH DEFENDED PORTS ABROAD—*continued.*

SUMMARY.

(1st March, 1920.)

Station.	Regular troops.				Local forces.*		Total	
	British.		Indian Army or locally enlisted.		Officers.	Other ranks.	Officers.	Other ranks.
	Officers.	Other ranks.	Officers.	Other ranks.				
Gibraltar	110	1,712	110	1,712
Malta	149	2,523	34	642	183	3,165
Bermuda	32	462	32	462
Jamaica (including Trinidad and British Honduras)..	48	948	44	999	92	1,947
Sierra Leone	80	266	4	1,658	84	1,924
Cape Peninsula	30	126	30	126
Mauritius	6	51	6	51
Ceylon	16	154	16	154
Straits Settlements	59	970	2	122	61	1,092
China	93	957	78	3,029	171	3,986
Grand total	623	8,169	162	6,450	785	14,619
For comparison {								
October, 1917	633	12,560	183	5,964	267	6,661	1,146	25,513
October, 1918	640	10,570	50	618	276	5,902	1,154	23,257
October, 1919	586	6,442	217	6,957	247	5,736	1,050	19,135

* All disembodied.

SECTION 8.

STRENGTH OF THE TERRITORIAL FORCE SERVING ABROAD (BY MONTHS).
(December, 1914, to October, 1917.)

(3786)

Strength at beginning of Month.	France.		Egypt.		Salonica.		Mesopotamia.		East Africa.		India.*		Gibraltar.		Malta.		Total.	
	Officers.	Other ranks.	Officers.	Other ranks.	Officers.	Other ranks.	Officers.	Other ranks.	Officers.	Other ranks.	Officers.	Other ranks.	Officers.	Other ranks.	Officers.	Other ranks.	Officers.	Other ranks.
1914.																		
December	784	21,242	568	15,971	873	23,483	55	1,956	133	4,153	2,413	66,805
1915.																		
January	1,033	28,937	576	15,995	1,212	32,241	55	1,954	120	3,837	2,996	82,964
February	1,072	30,621	576	15,738	1,209	32,249	64	2,118	123	3,949	3,044	84,675
March	2,155	63,898	586	15,743	1,217	32,238	66	2,118	123	3,943	4,147	117,940
April	3,498	107,693	591	15,588	1,244	32,904	66	2,118	123	3,942	5,522	162,245
May	5,495	165,788	1,146	25,846	1,247	32,800	68	2,167	130	3,917	8,086	230,518
June	5,018	147,796	1,626	39,790	1,247	32,609	72	2,265	129	3,877	8,092	226,337
July	4,376	137,729	1,496	39,761	1,246	32,595	72	2,263	130	3,891	7,320	216,239
August	4,570	140,988	2,251	62,865	1,248	32,541	70	2,252	129	3,883	8,268	242,529
September	5,034	144,775	2,416	69,794	1,234	32,238	15	442	50	1,567	8,749	248,816
October	5,271	149,530	2,941	80,248	1,225	31,997	14	444	4	345	9,455	262,564
November	5,218	152,695	3,184	79,145	1,236	31,538	10	291	15	701	9,663	264,370
December	5,687	159,025	3,262	77,252	1,242	31,258	9	290	14	684	10,214	268,509
1916.																		
January	5,679	160,204	3,269	73,554	1,264	31,994	9	289	14	695	10,235	266,736
February	5,973	161,912	3,449	77,495	1,301	33,884	9	284	14	668	10,746	274,243
March	6,073	164,319	3,791	81,647	1,389	37,996	9	281	14	660	11,276	284,903
April	6,227	173,176	4,285	89,552	1,388	38,474	9	279	5	451	11,914	301,932
May	6,486	182,568	4,261	89,118	1,417	40,266	9	280	6	442	12,179	312,674
June	7,504	201,617	4,387	92,660	1,431	41,689	9	289	6	451	13,337	336,706
July
August
September	8,373	256,313	4,373	100,919	1,533	47,466	6	205	2	405	14,287	405,308
October	8,424	248,577	4,402	101,839	1,512	48,307	6	205	..	20	14,344	398,948

* Includes from March, 1915, to October, 1916, part of 1/4th Bn. Shropshire Light Infantry at Singapore and Hong Kong.

153
States, Territorial Force
Abroad by Months,
Dec., 1914, to Oct., 1917.

STRENGTH OF THE TERRITORIAL FORCE SERVING ABROAD BY MONTHS—*continued.*

Strength at beginning of Month.	France.		Egypt.		Salonica.		Mesopotamia.		East Africa.		India.*		Gibraltar.		Malta.		Total.	
	Officers.	Other ranks.	Officers.	Other ranks.	Officers.	Other ranks.	Officers.	Other ranks.	Officers.	Other ranks.	Officers.	Other ranks.	Officers.	Other ranks.	Officers.	Other ranks.	Officers.	Other ranks.
														Colonies.				
														Officers.	Other ranks.			
1916— <i>continued.</i>																		
November	8,313	234,478	4,093	94,589	306	8,578	231	7,626	15	195	1,231	39,859	41	1,467	14,230	386,792		
December	7,568	214,640	3,780	87,740	1,307	33,295	239	7,766	13	193	1,226	39,114	69	2,440	14,202	385,188		
1917.																		
January	7,450	212,523	3,713	88,193	1,404	34,063	287	8,487	20	328	1,345	40,251	67	2,374	14,286	386,219		
February .. .	8,893	261,834	3,791	89,274	1,369	34,301	295	9,035	19	329	1,340	40,069	61	2,351	15,768	437,193		
March	9,695	278,131	3,779	92,984	1,400	35,421	303	8,887	19	371	1,287	39,225	62	2,329	16,545	457,348		
April	11,662	319,964	3,140	79,650	1,354	36,572	339	9,886	19	370	1,284	38,473	61	2,322	17,859	487,237		
May	11,776	313,831	3,233	84,928	1,331	36,780	329	10,342	19	369	1,148	35,109	59	2,309	17,895	483,668		
June	11,567	305,716	3,162	85,592	1,323	36,927	365	10,670	19	366	1,166	34,103	65	2,309	17,667	475,683		
July	11,711	314,516	4,021	108,948	392	12,112	355	10,557	19	361	1,144	34,019	63	2,309	17,705	482,822		
August	11,995	318,546	3,944	105,934	392	12,148	352	11,060	19	361	1,136	34,860	63	2,309	17,901	485,218		
October	10,753	285,505	3,835	103,659	261	8,386	326	10,362	..	247	1,044	33,100	28	972	16,247	442,231		

* Includes from March, 1915, to October, 1916, part of 1/4th Bn. Shropshire Light Infantry at Singapore and Hong Kong.

States. Territorial Force
Abroad by Months,
Dec., 1914, to Oct., 1917.

SECTION 9.

CONTINGENTS FROM OVERSEAS DOMINIONS.

STATEMENT SHOWING THE NUMBERS OF THE OVERSEAS CONTINGENTS SENT AS UNITS OR REINFORCEMENTS, AND THE NUMBERS IN THE DOMINIONS UNDERGOING TRAINING OR RECRUITED BY MONTHS SINCE OCTOBER, 1916.

Month.	Canadian.			Australian.			New Zealand †			South African.*			Newfoundland.			British West Indies Regiment.			Total.		
	Total number sent overseas.	Number in Dominions undergoing training or recruited.	Total.	Total number sent overseas.	Number in Dominions undergoing training or recruited.	Total.	Total number sent overseas.	Number in Dominions undergoing training or recruited.	Total.	Total number sent overseas.	Number in Dominions undergoing training or recruited.	Total.	Total number sent overseas.	Number in Dominions undergoing training or recruited.	Total.	Total number sent overseas.	Number in Dominions undergoing training or recruited.	Total.	Total number sent overseas.	Number in Dominions undergoing training or recruited.	Total.
1916.																					
October ..	230,850	97,350	328,200	219,484	34,624	254,108	52,618	15,858	68,476	11,078	474	11,552	2,781	245	3,026	6,172	136	6,308	522,983	148,687	671,670
November ..	264,650	63,370	328,020	235,796	29,621	265,417	55,376	13,443	68,819	11,078	474	11,552	2,781	245	3,026	6,172	136	6,308	575,853	107,289	683,142
December ..	274,856	57,093	331,949	249,024	23,141	272,165	57,900	12,550	70,450	11,533	650	12,183	2,781	245	3,026	6,172	136	6,308	602,266	93,815	696,081
1917.																					
January ..	280,512	54,115	334,627	257,100	18,588	275,688	58,859	11,720	70,579	11,723	728	12,451	2,781	245	3,026	6,172	136	6,308	617,147	85,532	702,679
15th February ..	284,409	56,229	340,638	266,745	18,421	285,166	61,786	11,335	73,121	44,604	4,000	48,604	2,802	695	3,497	6,172	3,000	9,172	666,518	93,680	760,198
20th March ..	284,409	56,229	340,638	266,745	18,421	285,166	64,160	13,511	77,671	47,338	3,856	51,194	2,802	695	3,497	6,172	3,000	9,172	671,626	95,712	767,338
1st April ..	288,198	57,277	345,475	273,962	14,421	288,383	65,093	13,409	78,502	49,858	4,278	54,136	3,102	395	3,497	6,172	3,000	9,172	686,335	92,780	779,115
1st May ..	312,503	50,795	363,298	273,962	20,058	294,020	74,851	13,348	88,199	51,982	3,886	55,868	3,102	395	3,497	6,172	3,000	9,172	722,572	91,482	814,054
1st June ..	319,828	29,219	349,047	280,729	19,144	299,873	75,198	13,337	88,535	53,767	6,457	60,224	3,102	395	3,497	6,172	3,000	9,172	722,572	91,482	814,054
1st August ..	323,116	24,225	347,341	286,435	16,344	302,779	78,758	12,654	91,412	57,977	3,216	61,193	3,102	395	3,497	6,172	3,000	9,172	738,796	71,552	810,348
1st September ..	328,144	25,871	354,015	287,862	15,872	303,734	81,749	10,894	92,643	59,070	3,718	62,783	3,102	395	3,497	6,172	3,000	9,172	755,560	59,834	815,394
1st October ..	330,482	24,692	355,174	292,804	14,744	307,548	83,861	11,223	94,584	60,493	2,497	62,960	3,985	148	4,133	14,771	†	15,601	785,896	53,274	839,170
1st November ..	335,543	28,856	364,399	297,193	16,571	313,764	85,132	13,260	98,392	64,047	728	65,325	3,985	148	4,133	14,771	†	15,601	800,671	60,113	860,784
1st December ..	339,513	26,598	366,111	303,594	8,615	312,209	88,661	11,645	100,306	65,297	838	66,185	3,985	148	4,133	14,771	†	15,601	815,821	47,844	863,665
1918.																					
1st January ..	344,422	24,131	368,553	305,576	8,136	313,712	89,798	10,213	100,016	65,578	456	66,034	4,231	107	4,338	15,601	†	15,601	825,206	43,048	868,254
1st February ..	345,857	47,034	392,891	305,705	9,149	314,854	89,812	9,100	98,912	66,332	379	66,711	4,231	107	4,338	15,601	†	15,601	827,538	65,769	893,307
1st March ..	364,750	39,932	404,682	308,098	7,397	315,495	89,812	9,100	98,912	66,733	1,169	67,902	4,384	105	4,489	15,601	†	15,601	849,378	57,703	907,081
1st April ..	371,554	45,914	417,468	311,208	7,946	319,154	94,442	10,177	104,619	67,997	1,686	69,683	4,384	105	4,489	15,601	†	15,601	865,186	65,828	931,014
1st May ..	376,862	95,602	472,464	312,779	8,071	320,850	95,652	9,945	105,597	68,774	2,523	71,297	4,384	105	4,489	15,601	†	15,601	874,050	116,041	990,091
1st June ..	383,523	80,765	464,288	315,615	7,550	323,165	97,521	9,788	107,309	70,406	2,338	72,744	4,626	1,281	5,907	15,601	†	15,601	887,292	101,722	989,014
1st July ..	394,044	64,682	458,726	318,253	7,441	325,724	98,509	10,129	108,638	70,520	1,608	72,128	4,626	1,281	5,907	15,601	†	15,601	901,583	85,141	986,724
1st August ..	411,670	55,397	467,067	319,295	7,705	327,000	99,987	9,117	109,104	72,782	2,172	74,954	4,626	1,281	5,907	15,601	†	15,601	923,961	75,672	999,633
1st September ..	416,889	49,924	466,813	321,464	8,262	329,726	99,990	10,746	110,736	74,416	1,496	75,912	4,626	1,281	5,907	15,601	†	15,601	932,986	71,709	1,004,695
1st October ..	417,980	40,238	458,218	324,007	7,807	331,814	101,066	11,157	112,223	74,465	1,719	76,184	5,536	637	6,173	15,601	†	15,601	938,655	61,558	1,000,213
1st November ..	418,035	37,423	455,458	324,007	7,807	331,814	101,066	11,157	112,223	74,465	1,719	76,184	5,536	637	6,173	15,601	†	15,601	938,710	58,743	997,453

* Includes East Africa, but excludes troops employed in the German South-West African campaign, who numbered approximately 50,000.

† 1,217 Maoris had left New Zealand up to 31st May, 1918. The number of Maoris in the New Zealand Expeditionary Force is not available.

† Numbers not available.

NOTE.—The discrepancy between the numbers sent overseas and the general total cannot be accounted for by the information on which this table is based.

ESTABLISHMENT AND STRENGTH OF THE BRITISH ARMY (EXCLUDING

		Household Cavalry	Cavalry.	Royal Artillery.	Royal Engineers.	Royal Flying Corps.
I. - REGULAR ARMY—						
(a) HOME.—						
Establishment	Officers ..	81	405	1,087	533	165
	Other ranks ..	1,224	11,177	25,562	7,243	1,264
	Total ..	1,305	11,582	26,599	7,776	1,429
Strength, 1st August, 1914	Officers ..	80	406	1,072	513	103
	Other ranks ..	1,226	10,778	24,778	7,351	1,097
	Total ..	1,306	11,184	25,850	7,864	1,200
(b) INDIA.—						
Establishment	Officers	243	579	377	..
	Other ranks	5,873	15,145	3	..
	Total	5,616	15,724	380	..
Strength, 1st August, 1914	Officers	236	553	378	..
	Other ranks	5,462	14,431	3	..
	Total	5,698	14,984	381	..
(c) COLONIES AND EGYPT.—						
South Africa .. Strength, 1st Aug., 1914..	Officers	51	32	18	..
	Other ranks	1,147	709	357	..
West Africa	Officers	12	4	..
	Other ranks	189	46	..
Bermuda	Officers	16	4	..
	Other ranks	188	84	..
Ceylon	Officers	10	4	..
	Other ranks	213	68	..
China, North	Officers	2	3	..
	Other ranks	1	3	..
China, South	Officers	36	13	..
	Other ranks	654	229	..
Cyprus.. .. .	Officers
	Other ranks
Gibraltar	Officers	46	16	..
	Other ranks	1,254	385	..
Jamaica	Officers	9	6	..
	Other ranks	233	90	..
Malta	Officers	62	21	..
	Other ranks	1,383	394	..
Mauritius	Officers	10	5	..
	Other ranks	128	70	..
Straits Settlements }	Officers	17	7	..
	Other ranks	308	105	..
Egypt.. .. .	Officers	23	12	7	..
	Other ranks	640	350	154	..
Particular service, &c. }	Officers	54	..
	Other ranks	4	..
Depôts (in India)—Indian native regiments. }	Officers
	Other ranks
Total Establishment	Officers	70	276	162	..
	Other ranks	1,761	5,694	1,954	..
	Total	1,831	5,970	2,116	..
Total Strength, 1st August, 1914	Officers	74	264	162	..
	Other ranks	1,787	5,660	1,989	..
	Total	1,861	5,924	2,151	..
TOTAL REGULAR ARMY—						
Establishment	Officers ..	81	718	1,892	1,072	165
	Other ranks ..	1,224	18,311	46,401	9,200	1,264
	Total ..	1,305	19,029	48,293	10,272	1,429
Strength, 1st August, 1914	Officers ..	80	716	1,889	1,053	103
	Other ranks ..	1,226	18,027	44,869	9,343	1,097
	Total ..	1,306	18,743	46,758	10,396	1,200

(a) Borrowed from India and stationed in the Colonies, North China, &c

(b) Excludes 711 Royal Army Medical Corps officers of General Hospitals and Sanitary Service available on mobilization.

INDIAN NATIVE TROOPS STATIONED IN INDIA) PRIOR TO AUGUST, 1914.

Foot Guards	Infantry.	Army Service Corps.	Royal Army Medical Corps.	Army Veterinary Corps.	Army Ordnance Corps.	Army Pay Corps	Colonial Corps	Indian Troops (a).	Miscel. Estabs. and Staff and Departs.	Colonial	Officers' Training Corps	Total.
277	2,499	374	523	83	176	(c) 6,163
7,189	65,307	5,232	3,065	209	1,703	448	(c) 130,563
7,416	67,806	5,606	3,588	292	1,879	448	136,726
276	2,472	374	524	70	171	6,061
7,036	57,392	5,252	3,075	173	1,625	465	120,248
7,312	59,864	5,626	3,599	243	1,796	465	126,309
..	1,456	..	321	63	5	3,044
..	52,186	145	72,852
..	53,642	..	321	63	150	75,896
..	1,401	..	315	65	5	2,953
..	51,999	152	72,047
..	53,400	..	315	65	157	75,000
..	118	23	25	7	11	285
..	3,974	219	162	25	166	28	6,787
..	..	3	10	..	1	..	83	113
..	..	4	14	..	16	5	2,028	2,302
..	28	3	7	..	5	63
..	903	11	26	..	46	4	1,262
..	..	3	3	..	3	30	53
..	..	4	22	..	15	2	..	829	1,153
..	56	5	6	1	1	30	104
..	1,823	32	25	1	22	4	..	852	2,813
..	29	4	8	..	6	..	7	125	229
..	889	28	44	..	29	6	378	3,569	5,826
..	3	1	1	5
..	113	1	5	119
..	56	7	14	1	9	149
..	1,795	80	85	1	58	10	3,668
..	..	4	7	..	2	..	21	49
..	..	13	29	..	15	3	597	980
..	130	12	20	1	10	..	25	291
..	4,180	101	132	..	47	21	419	6,677
..	21	2	5	..	2	..	2	47
..	471	8	55	..	12	3	119	846
..	28	3	7	..	4	..	2	32	100
..	887	2	29	..	19	5	120	808	2,290
..	142	12	20	2	3	221
..	4,430	91	111	8	50	19	..	201	6,054
..	6	..	2	62
..	350	5	17	576
..	26	26
..	54	54
..	638	82	134	13	56	..	143	157	1,731
..	19,939	617	732	40	493	113	3,763	4,708	39,814
..	20,577	699	866	53	549	113	3,906	4,865	41,545
..	617	82	135	12	57	..	140	243	1,786
..	19,815	606	736	35	495	110	3,661	6,806	41,700
..	20,432	688	871	47	552	110	3,801	7,049	43,486
277	4,593	456	978	159	237	..	143	157	(c) 10,938
7,189	137,432	5,849	3,797	249	2,341	561	3,763	4,708	2,631	(c) 245,560
7,416	142,025	6,305	4,775	408	2,578	733	3,906	4,865	2,631	266,798
276	4,490	456	794	147	233	..	140	243	10,800
7,036	129,206	5,858	3,811	208	2,272	575	3,661	6,806	2,637	236,632
7,312	133,696	6,314	4,785	355	2,505	575	3,801	7,049	2,637	247,432

(c) Establishment includes a pool of 10 officers and 990 other ranks.

ESTABLISHMENT AND STRENGTH OF THE BRITISH ARMY (Excluding Indian

		Household Cavalry.	Cavalry.	Royal Artillery.	Royal Engineers.	Royal Flying Corps.	
II.—ARMY RESERVE—Strength, 1st August, 1914		248	9,720	26,356	5,509	12	
III.—SPECIAL RESERVE—	Establishment	Officers ..	72	43	50	..	
		Other ranks ..	1,328	872	2,298	450	
		Total ..	1,400	915	2,348	450	
Strength, 1st August, 1914	Officers ..	138	198	136	32	
		Other ranks..	1,229	4,532	1,797	..	
		Total ..	1,367	4,730	1,933	32	
IV.—CHANNEL ISLANDS, MALTA AND BERMUDA MILITIA—	Includes Permanent Staff.	Establishment	Officers	
			Other ranks..	
			Total	
	Strength, 1st January, 1914	Officers	
Other ranks..				
Total		
V.—MILITIA—Strength, 1st August, 1914	
VI.—MILITIA RESERVE DIVISION—		2	
Strength, 1st August, 1914	
VII.—TERRITORIAL FORCE—	Includes Permanent Staff.	Establishment	Officers ..	1,376	1,728	562	..
			Other ranks ..	24,617	44,206	14,351	..
			Total ..	25,993	45,934	14,913	..
	Strength, 1st July, 1914	Officers ..	1,230	1,458	534	..
Other ranks..			24,188	38,519	13,274	..	
Total ..			25,418	39,977	13,809	..	
VIII.—TERRITORIAL FORCE RESERVE—		..	69	105	61	..	
Strength, 1st July, 1914	132	237	105	..	
..	201	342	166	..	
IX.—BERMUDA VOLS. AND ISLE OF MAN VOLS.—	Includes Permanent Staff.	Establishment	Officers	
			Other ranks	
			Total	
	Strength, 1st July, 1914	Officers	
Other ranks..				
Total		

Native Troops Stationed in India) PRIOR TO AUGUST, 1914—*continued.*

Foot Guards.	Infantry.	Army Service Corps.	Royal Army Medical Corps.	Army Veterinary Corps.	Army Ordnance Corps.	Army Pay Corps.	Colonial Corps.	Indian Troops. (a).	Miscel Estabs. and Staff and Departs.	Colonial.	Officers' Training Corps.	Total
8,907	80,668	7,849	4,937	121	937	..	83	145,347
..	2,707	..	10	2,882
..	63,170	4,950	3,985	65	120	77,238
..	65,877	4,950	3,995	65	120	80,120
39	1,723	25	245	21	2,557
..	47,893	4,477	1,435	13	61,376
39	49,616	4,502	1,680	34	63,933
..	234	..	234
..	5,508	..	5,508
..	5,742	..	5,742
..	176	..	176
..	5,378	..	5,378
..	5,554	..	5,554
..	1	1
..	56	58
..	5,987	336	1,494	210	1,057	12,700
..	197,523	8,615	13,812	217	53	308,394
..	203,460	8,951	15,306	427	1,110	316,094
..	5,154	301	1,142	153	712	(b) 10,684
..	161,547	7,883	12,623	54	258,093
..	166,701	8,184	13,770	153	766	268,777
..	383	22	20	1	661
..	875	37	35	1,421
..	1,253	59	55	1	2,082
..	20	..	20
..	425	..	425
..	445	..	445
..	18	..	18
..	312	..	312
..	330	..	330

(a) Borrowed from India and stationed in the Colonies, North China, &c.

(b) Excludes 711 Royal Army Medical Corps officers of General Hospitals and Sanitary Service available on mobilization.

NOTE.—Section 3, Tables (i) to (iv), pages 77-90, gives the real strength of the British Army at home, abroad or afloat. On pages 228 and onwards will be found a detail of strengths of all arms by months from August, 1914, to March, 1920. For a summary of these establishments and strengths see page 30.

SECTION 11.

RETURN OF LABOUR AND NATIVE PERSONNEL SERVING ABROAD. (Effectives only.)

(a.) LABOUR UNITS EMPLOYED ON LABOUR. (WHITE.)

Description.	23.11.18.	9.11.18.	16.11.18.	16.11.18.	23.11.18.	16.11.18.	Totals.	Remarks.
	France.	Egypt.	Salonica.	Mesopotamia.	East Africa.	Italy.		
Labour Group Headquarters	1,107	1,107	
British Labour Companies	95,128	..	1,536	1,553	98,217	
Middlesex (Alien) Labour Companies	3,380	3,380	
Russian Labour Companies	1,594	1,594	
Non-combatant Companies	656	656	
Labour Corps Reinforcements	3,053	3,053	
Employed with coloured and local labour	3,559	..	291	311	9	..	4,170	
Total, British and Russian Labour.	108,477	..	1,827	311	9	1,553	112,177	

(b.) LABOUR UNITS EMPLOYED ON LABOUR. (COLOURED.)

Chinese—									
Labour Companies	92,129	92,129		
Others	5,805	5,805		
Indians, Labour Companies	1,263	..	(a) 1,454	17,956	20,673	(a) Employed on agriculture	
Egyptians, Labour Companies	82,348	82,348		
British West Indies—									
Battalions	890	7,394	8,284		
Cape Coloured Labour Battalions	1,212	1,212		
Mauritian Labour Battalions	1,042	1,042		
Maltese Labour Battalions	1,371	1,371		
Fijian Labour Corps	93	93		
Native Labour raised locally	12,494	42,608	66,580	..	121,682		
Total, Coloured Labour.. .. .	95,494	82,348	15,319	67,411	66,580	7,487	334,639		

(c.) LABOUR UNITS EMPLOYED ON MISCELLANEOUS DUTIES.

(9848)	Employment Companies—								
	Area	42,264	} 4,595	5,344	1,117	..	68,919
	Divisional	15,599							
	Graves Registration Units	1,324	1,324
	Prisoners of War Companies	20,903	20,903
	Total, Labour units employed on miscellaneous duties.	80,090	4,595	5,344	1,117	..	91,146

Numbers of Prisoners of War in Prisoners of War Companies on 6th December, 1918—192,298

(d.) NATIVES EMPLOYED IN SUBSTITUTION FOR BRITISH PERSONNEL.

Indians as gunners and drivers, Royal Artillery	11,070	1,271	1,599	13,940
Maltese Employment Company	411	411
West Africa Mechanical Transport drivers	228	228
Egyptians	17,654	17,654
South Africans, Cape Auxiliary Horse Transport Companies.	2,673	2,673
Total, natives in substitution for British personnel.	13,743	18,925	2,010	..	228	34,906

(e.) SUMMARY OF POSITION ON 23RD DECEMBER, 1918.

Description.	To be raised.	Raised.	Arrived at theatre of war.	En route.	Awaiting embarkation.	Remarks.
Indians as gunners and drivers, Royal Artillery. {	16,500 (a)	13,649	10,068	3,211	370	(a) For France. (b) For Egypt (c) For Salonica.
	2,300 (b)	2,324	2,027	297	..	
	2,800 (c)	2,844	1,744	900	200	
Total	21,600	18,817	13,839	4,408	570	

Labour and Native Personnel.

SECTION 12.
GROWTH OF THE ROYAL ARTILLERY.

(a.) STRENGTH.

Personnel.	1st August, 1914.			1st August, 1915.			1st August, 1916.			1st August, 1917.			
	R.H.A. and R.F.A.	R.G.A.	Total.	R.H.A. and R.F.A.	R.G.A.	Total.	R.H.A. and R.F.A.	R.G.A.	Total.	R.H.A. and R.F.A.	R.G.A.	Total.	
Officers {	Regular	1,376	1,176	2,552	2,250	1,617	3,867	2,945	1,970	4,915	3,379	2,320	5,699
	Temporary	2,200	772	2,972	2,950	850	3,800	3,100	920	4,020
	Special Reserve	111	60	171	700	220	920	2,148	1,054	3,202	3,943	3,554	7,497
Other ranks {	Territorial	990	370	1,360	2,345	923	3,868	4,452	1,385	5,837	5,124	1,813	6,937
	Regular	27,377	23,431	50,808	179,342	40,106	219,448	224,661	97,531	322,192	241,128	149,321	390,449
	Territorial	29,232	8,797	38,029	80,127	19,190	99,317	102,635	17,965	120,600	103,787	23,142	126,929
Grand Total	99,086	33,834	92,920	267,564	62,828	330,392	339,791	120,755	460,546	360,461	181,070	541,531	

Personnel.	1st August, 1918.			1st August, 1919.			1st April, 1920.				
	R.H.A. and R.F.A.	R.G.A.	Total.	R.H.A. and R.F.A.	R.G.A.	Total.	R.H.A. and R.F.A.	R.G.A.	Total.		
Officers {	Regular	3,666	2,546	6,212	3,690	2,550	6,240	2,473	1,843	4,316	* These numbers represent those "Temporary" and "Special Reserve" officers not demobilized on 1st April, 1920.
	Temporary	3,600	1,445	5,045	4,000	2,100	6,100	400	260	660*	
	Special Reserve	5,693	5,399	11,092	5,400	5,000	10,400	350	360	710*	
	Territorial	5,608	2,033	7,641	5,407	2,000	7,407	3,910	1,793	5,703	
Total	18,567	11,423	29,990	18,497	11,650	30,147	7,133	4,256	11,389		
Other ranks	319,659	199,131	518,790	126,579	57,402	183,981	34,828	16,424	51,252		
Grand Total	338,226	210,554	548,780	145,076	69,052	214,128	41,961	20,680	62,641		

See also pp. 210, 211, 212.

(b.) DISTRIBUTION, REGULAR ARMY AND SPECIAL RESERVE.

(2846)

Batteries.	1st August, 1914.				1st August, 1915.							1st August, 1916.							1st August, 1917.														
	No. of units.	Home.	Abroad.		No. of units.	Home.	Abroad.		Expeditionary Forces.			No. of units.	Home.	Abroad.		Expeditionary Forces.			No. of units.	Home.	Abroad.		Expeditionary Forces.			Italy.							
			Colonies.	India.			Colonies.	India.	France.	Egypt.	Salonica.			Mesopotamia.	East Africa.	Colonies.	India.	France.			Egypt.	Salonica.	Mesopotamia.	East Africa.									
Royal Horse Artillery ..	26	14	1	11	27	3	..	2	17	3	..	2	..	27	3	..	2	20	2	..	28	4	..	2	20	2	
Royal Field Artillery ..	153	105	3	45	722*	367	..	11	246	43	38	15	..	622	84	..	11	422	..	76	29	..	611	82	..	9	408	4	61	47	
Anti-Aircraft	25	2	23	139	65	71	3	187	47	116	6	12	6	
Trench Mortars	Some batteries were formed.						111	1	3	142	138	1	3
Royal Garrison Artillery—																																	
Companies ..	87	38	28	21	82	37	25	17	..	3	78	37	22	17	..	1	1	79	38	22	17	..	1	1	
Heavy ..	12	6	..	6	66	32	26	3	..	4	1	100	39	45	2	6	5	3	92	4	61	7	12	6	2
Siege ..	3	3	55	31	23	1	221	37	132	1	1	425	83	304	7	9	6	16
Mountain ..	9	..	1	8	9	6	3	9	6	3	13	4	..	6	3

Batteries.	1st August, 1918.										1st August, 1919.									1st April, 1920.															
	No. of units.	Home.	Abroad.		Expeditionary Forces.					No. of units.	Home.	Abroad.		Expeditionary Forces.					No. of units.	Home.	Abroad.														
			Colonies.	India.	France.	Egypt.	Salonica.	Mesopotamia.	East Africa.			Italy.	North Russia.	Colonies.	India.	France.	Egypt and Palestine.	Black Sea.			Mesopotamia.	East Africa.	North Russia.	Rhine.	Colonies.	India.	Egypt.	Palestine.	Black Sea.	Mesopotamia.	Rhine.				
Royal Horse Artillery ..	28	4	..	2	19	3	28	21	..	2	2	3	17	8	..	6	1	1	..	1		
Royal Field Artillery ..	605	66	..	9	415	29	48	22	..	16	..	355	186	..	12	56	15	12	4	..	9	61	166	94	..	44	1	7	8	8	..	4	..		
Anti-Aircraft ..	275	75	148	17	15	12	..	8	..	193	54	112	2	25	9	9	
Trench Mortars ..	96	77	6	3	6	..	4	
Royal Garrison Artillery—																																			
Fire Commands ..	31	31	31	31	30	30	
Companies ..	42	..	22	18	..	2	41	..	28	18	..	1	28	23	5	
Batteries †	72	72	48	31	3	12	1	1	..	
Heavy ..	87	4	58	7	11	4	..	3	..	28	3	4	2	4	1	14
Siege ..	413	28	331	17	11	6	..	20	..	178	8	136	2	2	2	33
Mountain ..	17	6	..	6	3	2	14	9	..	3	..	2	10	10	..	4	..	1	..	2	
Special Reserve Companies	10	10

X 2

* The apparent reduction in number of batteries is due to the conversion of 4-gun into 6-gun batteries.
 † Formerly designated Siege and Heavy Batteries, but these titles will shortly disappear. ‡ En route home. § An additional battery to be formed.

GROWTH OF THE ROYAL ARTILLERY—continued.
(c.) DISTRIBUTION, TERRITORIAL FORCE.

Batteries.	1st August, 1914.				1st August, 1915.								1st August, 1916.						1st August, 1917.										
	No. of units.		Abroad.		No. of units.		Abroad.		Expeditionary Forces.				No. of units.		Abroad.		Expeditionary Forces.				No. of units.		Abroad.		Expeditionary Forces.				
	Home.	Colonies.	India.	Home.	Colonies.	India.	France.	Egypt.	Salonica.	Mesopotamia.	East Africa.	Home.	Colonies.	India.	France.	Egypt.	Salonica.	Mesopotamia.	East Africa.	Home.	Colonies.	India.	France.	Egypt.	Salonica.	Mesopotamia.	East Africa.		
Royal Horse Artillery ..	14	14	..	22	17	1	4	17	8	1	8	18	5	4	8	..	1	..	
Royal Field Artillery ..	151	151	..	302	179	..	23	66	28	..	6	314	131	..	23	126	28	..	6	287	70	..	16	162	24	9	6	..	
Trench Mortars	65	62	..	3	
Royal Garrison Artillery—																													
Companies ..	76	76	..	138	138	142	142	113	113
Heavy ..	6*	6	..	12	12
Mountain ..	14	14	..	27	21	6	27	10	17	30	13	17
	3	3	..	3	1	2	3	1	2	3

Batteries.	1st August, 1918.											1st August, 1919.									
	No. of units.		Abroad.		Expeditionary Force.							No. of units.		Abroad.		Expeditionary Forces.					
	Home.	Colonies.	India.	France.	Egypt.	Salonica.	Mesopotamia.	East Africa.	Italy.	North Russia.	Home.	Colonies.	India.	France.	Egypt.	Black Sea.	Mesopotamia.	East Africa.	North Russia.	Rhine.	
Royal Horse Artillery ..	18	3	..	4	10	..	1	14	4	6	..	1†	3	
Royal Field Artillery ..	275	56	..	154	30	..	15	..	8	..	83	8	..	10	32	4	12	..	1	16	
Anti-aircraft	
Trench Mortars ..	32	30	2	
Royal Garrison Artillery—																					
Companies	
Heavy ..	30	13	..	16	1	..	6	6		
Siege ..	1	1		
Mountain ..	4	1	3		

* Coast defence.

† En route home.

SECTION 13.
GROWTH OF THE ROYAL ENGINEERS.
(a.) REGULARS AND SPECIAL RESERVE.

—	1st August, 1914.		1st August, 1915.					1st August, 1916.					1st August, 1917.								
	Total strength:—		3,049					6,823					8,886								
	Officers		82,932					154,861					230,500								
	Other ranks																				
Description of units.	No. of units.	Serving at Home	Serving in Colonies	No of units	Serving at Home	Serving in Colonies.	B.E.F.	M.E.F.	No of units	Serving at Home.	Serving in Colonies	B.E.F.	M.E.F., &c.	No of units	Serving at Home.	Serving in Colonies.	Serving in				
																	France.	Egypt.	Salonica	East Africa.	Mesopotamia.
Depôts.. ..	3	3	..	7	5	..	1	1	15	13	..	1	1	19	15	..	1	1	1	..	1
Field companies	15	13	2	103	12	..	77	14	109	95	14	113	1	..	98	..	11	..	3
Fortress companies	31	16	15	49	34	9	6	..	21	12	9	20	11	9
Army Troops companies	47	2	..	36	9	50	40	..	7
Engineer Field Park (late 47th Base Park Company)	1	1
Signal units	17	15	2	110	5	..	74	31	268	11	..	187	70	321	3	..	228	37	30	11	12
Signal depôts	8	6	..	1	1	9	7	..	1	1	11	6	..	1	1	1	1	1
Railway Operating Divisions	25	6	..	18	1	4	1	..	1	1	1
Railway units	2	2	..	3	3	..	25	17	8	122	105	6	11
Railway companies (Special Reserve).	3	3	..	3	3	..	3	3	..	3	3
Field Troops	1	1	4	4	3	2	1
Field squadrons	1	1	..	3	3	..	3	3	..	5	5
Bridging trains	2	2	..	3	1	..	2
Pontoon park companies	12	2	..	10	..	12	12
Base park companies	1	1	..	5	2	3	5	3	1	1
Advanced park companies	1	1	..	4	2	2	3	1	1	1
Tunnelling companies	9	9	..	25	25	..	25	25
Special companies	5	5	..	5*	5*	..	29	29
Quarrying companies	2	2	..	10	10
Land drainage companies	2	2	..	1	1
Survey companies	3	3	..	2	2	5	1	..	4	..	7	1	..	5	..	1
Printing companies	1	1	..	1	1	..	1	1	..	1	1
Printing sections	2	2	..	6	4	2	3	1	1	1	..
Special Works companies	1	1	..	1	1	..	1	1
Field companies (Special Reserve).	2	2	2	2	2	2
Siege companies (Special Reserve)	2	2	..	6	6	..	6	6	..	6	6
Postal Section	1	1	..	2†	1	..	1	..	2†	1	..	1	..	4	1	..	1	1	1
Anti-Aircraft Searchlight companies.	2	2	..	2	2	..	4	4
Ranging sections	2	2	..	1	1	..	2	1	1
R. Anglesey R.E. depôts (Special Reserve).	1	1	..	2	2	2	2	2	2

* The Special Brigade is divided into battalions, companies and sections.
† The establishment of units has been considerably increased to provide for Postal services and Engineer services in all theatres of operations.

See also p. 212.

GROWTH OF THE ROYAL ENGINEERS—continued.
(a.) REGULARS AND SPECIAL RESERVE—continued.

Description of units.	1st August, 1914.			1st August, 1915.					1st August, 1916.					1st August, 1917							
	No. of units.	Serving at Home.	Serving in Colonies	No of units	Serving at Home	Serving in Colonies	B E F.	M.E.F.	No of units.	Serving at Home.	Serving in Colonies	B E F.	M E F., &c	No of units	Serving at Home	Serving in Colonies	Serving in				
																	France.	Egypt	Salonica	East Africa	Mesopotamia
Wagon Erecting companies..	1	1	..	2	2	2	2	4	2	4
R. Monmouth R E depôt (Special Reserve).	2	1	..	1	..	2	2	2	2
Inland Water Transport Depôt and Stores.	24	10	..	11	3	23	6	14	1	1	..	1
Inland Water Transport sections.	2	..	1	..	1	1	1	..
Topographical section	13	1	2	3	1	1	1
Carrier Pigeon Service	3	1	2	2	1	..	1
Meteorological section	2	2	..	7	7
Artizan Works companies	1	1	..	9	8	1
Electrical and Mechanical Co. Engineer services	1	1	..	1†	1	1†	1	1†	1
Coast Works companies	2	2
Road Construction companies	33	33
Army Troops companies (Special Reserve).	2	2
Cavalry Corps Bridging Park	1	1
Forestry companies	5	5
Water Boring sections	5	5
Total	85	66	19	332	72	9	202	49	664	72	10	456	126	891	54	9	663	60	70	14	21

(b.) TERRITORIAL FORCE.

Total strength :— Officers ..	513			1,262					..							} 56,232					
Other ranks	13,127			38,924					..							}					
Reserve Field companies	15	15
Field companies	28	23	110	31	..	58	13	5	..	8
Army Troops companies	15	15	14	12	2
Signal units	14	14	36	12	..	16	6	2
Anti-Aircraft companies	35	35
Anti-Aircraft sections	42	42
Electric Light companies	18	18	44	43	1
Searchlight companies	3	3
Works companies	24	24	15	14	1
Postal Service	1	1	1	1
Aeroplane Squadrons, Searchlight sections	3	3
Demolition sections	2	2
Nos. 1 and 3 Companies, Tyne E. E.	4	4	2	2
Nos. 1-5 Companies, London E. E.	6	6	5	5
Depôts..	3	3
Total	110	110	330	169	2	128	21	7	..	3

† The establishment of units has been considerably increased to provide for Postal services and Engineer services in all theatres of operations.

GROWTH OF THE ROYAL ENGINEERS—*continued.*

(c.) REGULARS, SPECIAL RESERVE, AND TERRITORIAL FORCE (EXCLUSIVE OF THE ROYAL ENGINEERS TRANSPORTATION BRANCH).

1st August, 1918.

Total Strength:—									
Officers		11,830							
Other ranks		225,540							
Description of units.	Number of units.	Serving at Home.	Serving in Colonies.	Serving in France.	Egypt.	Salonica.	Mesopotamia.	East Africa.	Italy.
Depôts	24	15	..	6	1	1	1
Field companies	231	40	..	155	12	13	6	..	5
Field company (R.M.R.E.) ..	1	1
Field company (R.A.R.E.) ..	1	1
Field squadrons	6	5	1
Field troops	3	2	..	1
Army troops	67	52	7	7	1
Army troops (R.M.R.E.) ..	2	2
Siege companies (R.M.R.E.) ..	3	3
Siege companies (R.A.R.E.) ..	3	3
Inspector of searchlights ..	1	1
Field searchlight companies ..	2	1	1
Overseas branch ordnance survey companies.	1	1
Survey companies	9	1	..	6	1	1
Topographical section	1	1	..
Printing companies	2	2
Printing sections	4	2	1	1	..
Bridging and engineer field parks..	2	1	1
Bridging school	1	1
Advanced park companies	3	1	1	1
Base park companies	8	4	2	1	..	1	..
Pontoon park companies	13	11	1	1
Electrical and mechanical companies	9	7	2
Water boring companies	5	5
Water supply companies	3	3
Sound ranging sections	2	2
Reserve battalions (35 companies)	6	6
Reserve battalion (R.M.R.E.) ..	1	1
(3 companies).									
Reserve battalion (R.A.R.E.) ..	1	1
(3 companies).									
Group dépôt companies	2	2
(11 companies).									
Foreway companies.. .. .	10	10
Tunnelling companies	25	25
H.Q., special brigade (chemists)	1	1
Battalions, special brigade (16 companies) (chemists)	4	4
"Z" special company	1	1
H.Q., special companies	4	4
Special factory section	1	1
Special store	1	1
Anti-gas service	1	1
Gas directorate	1	1
Meteorological section	4	1	..	1	1	1
Special works park	2	1	..	1
Land drainage company	1	1
Artizan works companies	16	16
Establishment of controller of mines	1	1
Army mine school	4	4
Forestry control for army areas ..	1	1
L. of C. forestry group	1	1
Directorate of forestry	1	1
L. of C., forest	1	1
Forestry companies	11	11
Anti-aircraft searchlight companies	17	17
Anti-aircraft searchlight sections ..	70	70

GROWTH OF THE ROYAL ENGINEERS—*continued.*(c.) REGULARS, SPECIAL RESERVE AND TERRITORIAL FORCE (EXCLUSIVE OF THE ROYAL ENGINEERS TRANSPORTATION BRANCH)—*continued.*

Description of units.	Number of units.	Serving at home.	Serving in Colonies.	Serving in France.	Egypt.	Salonica.	Mesopotamia.	East Africa.	Italy.
R.E. workshops	5	5
Electric light section	1	1
Base Army Anti-Gas School	1	1
Divisional Army Anti-Gas School	4	4
G.H.Q., 3rd Echelon.. .. .	4	1	1	1	1
General headquarters	1	1
H.Q. R.E. Hockwold	1	1
Divisional H.Q. Engineers	60	5	..	41	7	4	2	..	1
H.Q. Guards Divisional Engineers	1	1
Postal sections	6	1	..	1	1	1	..	1	1
Entrenching battalion	1	1
17th Corps Laundry	1	1
Indian Expeditionary Force	1	1
G.H.Q., kennels	1	1
Fortress companies	37	27	10
Fortress works companies	5	5
Works companies	17	11	1	4	1
"H" Company (K.O. sappers and miners).	1	1
Cinema company	1	1
Emergency sections	2	2
Tyne electrical engineers	1	1
London electrical engineers	1	1
R.E. cadet battalion	1	1
Experimental company (Esher)	1	1
Motor cyclists (command and home defences).	1	1
H.Q. Staffs Group Reserve Field company.	1	1
School of Electric Light (Stokes Bay).	1	1
R.E. section (Yatesbury)	1	1
R.M. College (Camberley)	1	1
R.M. Academy (Woolwich)	1	1
Base signal depôts	6	2	1	1	1	1	..
Signal Service Training Centre	1	1
Divisional signal companies	70	5	..	52	5	4	2	..	2
Cyclists divisional signal company	1	1	1
G.H.Q. signal companies	5	1	..	1	1	1	1
Army H.Q. signal companies	4	4
Reserve H.Q. signal company	1	1
Army Corps signal companies	24	1	..	16	3	2	1	..	1
Indian Army Corps signal companies	3	3
Army signal school	7	5	..	1	1
Corps signal school	1	1
Cavalry Corps signal squadron	1	1
Cavalry Divisional signal squadron	5	4	1
Signal construction companies	5	5
Reserve signal troops	2	2
Signal troops	8	8
Light railway signal section	6	5	1
Tank Corps H.Q. signal company	1	1
Tank Brigade signal company	4	4
Airline sections	59	49	..	8	1	..	1
Light motor section	1	1
Motor airline sections	25	12	12	..	1
Cable sections	89	65	15	4	3	..	2
Special cable section	1	1
Indian cable section.. .. .	1	1
"L" Signal Battalion	1	1
Canadian Army Corps H.Q. signal company.	1	1
Pigeon service	4	1	..	1	1	1
G.H.Q. wireless signal company	1	1
Army wireless signal companies	5	5
Cavalry Corps wireless signal squadron.	1	1

GROWTH OF THE ROYAL ENGINEERS—*continued.*(c.) REGULARS, SPECIAL RESERVE AND TERRITORIAL FORCE (EXCLUSIVE OF THE ROYAL ENGINEERS TRANSPORTATION BRANCH—*continued.*)

Description of units.	Number of units.	Serving at home.	Serving in Colonies.	Serving in France.	Egypt.	Salonica.	Mesopotamia.	East Africa.	Italy.
Wireless signal establishment ..	1	1
Wireless signal company ..	2	1	1	..
G.H.Q. wireless observation group ..	4	1	1	1	1
Army wireless observation group ..	7	6	1
Heavy artillery group signal sub-sections.	95	88	1	4	2
Corps heavy artillery signal sections.	16	16
A.F.A. Brigade signal sections ..	41	41
Anzac Corps H.A. signal sections ..	2	2
R.H.A. Brigade signal sub-section	1	1
A.H.A. Brigade signal sections ..	3	1	2
Signal Sub-section, Royal Naval S.G. Group.	1	1
Indian Divisional signal company ..	2	2
Indian Infantry Brigade signal companies.	2	2
Mounted Brigade signal troops ..	8	5	..	3
Signal squadron, Australian Mounted Division.	1	1
Signal Squadron, 2nd Mounted Division.	1	1
Signal section, 1st Imperial Camel Brigade.	1	1
Yeomanry Mounted Divisional signal squadron.	1	1
Pack wireless signal sections ..	6	2	4
Wagon wireless signal sections ..	3	2	1
Northern Wagon Wireless Telegraph Section.	1	1
Southern Motor Wireless Signal Section.	1	1
Corps wireless sections ..	2	2
Wireless Detachment, Hedjaz (with Egyptian Army. For employment).	1	1
Western Frontier Force signal company.	1	1
M. (L. of C.) signal company ..	1	1
Palestine (L. of C.) signal company	1	1
Base signal section ..	1	1
Mudros signal section
L. of C. signal sections ..	4	1	2	..	1
Infantry Brigade signal section ..	1	1
Railway telegraph detachment ..	1	1
Signal sections, R.E., H.Q. heavy artillery.	1	1
Base wireless signal section ..	1	1
Deputy-Director of Army Signals ..	1	1
Wireless signal squadrons ..	2	2
Imperial signal company ..	1	1	..
Nairobi signal company ..	1	1	..
Nigerian Brigade signal section ..	1	1	..
Telegraph construction company ..	1	1
Army wireless signal station (Devizes).	1	1
Special signal company (Ireland) ..	1	1
K. signal company (Dublin) ..	1	1
Cyclists Brigade signal sections ..	5	5
L.A.D.A. signal company ..	1	1
Total	1,333	168	11	893	116	76	40	9	21

GROWTH OF THE ROYAL ENGINEERS—*continued.*

(c.) REGULARS, SPECIAL RESERVE AND TERRITORIAL FORCE (EXCLUSIVE OF THE ROYAL ENGINEERS TRANSPORTATION BRANCH)—*continued.*

1st August, 1919.*

Strength :—		70,551										
Officers											
Other ranks											
Description of units.	Number of units.	Serving at Home.	Serving in Colonies.	Rhine Army.	Serving in France and Flanders.	Egypt.	Black Sea.	Mesopotamia.	India.	Italy.	Russia.	
Depôts.. .. .	14	5	4	1	1	1	2	
Group dépôt companies	2	2	
Field companies	105	15	..	30	29	13	10	4	4	
Field company (R.A.R.E.)	1	1	
Field squadrons	5	1	..	1	1	2	
Army troops companies	46	3	..	7	25	6	4	1	..	
Siege company (R.A.R.E.)	1	1	
Field searchlight company	1	1	
Field survey battalions	2	1	..	1	
Field survey companies	2	1	1	
Army calibration sections	3	3	
Printing companies	2	1	1	
Bridging and engineer field parks	2	1	1	
Bridging school	1	1	
Advanced park companies	3	1	1	1	..	
Base park companies	6	1	2	2	1	..	
Pontoon park companies	9	1	..	3	4	1	
G.H.Q. troops company	1	1	
Electrical and mechanical companies	9	1	6	2	
Water boring sections	2	2	
Waterworks company	1	1	
Water supply companies	2	2	
Field troops	2	1	1	
Reserve battalions	6	6	
Army troops company (R.M.)	2	1	1	..	
Base signal depôts	3	1	1	1	
Signal service training centre	1	1	
G.H.Q. signal companies	3	1	1	1	
Area signal companies	5	1	4	
Army Corps signal companies	14	1	..	6	3	2	2	
Divisional signal companies	39	3	..	10	12	7	3	3	..	1	..	
Army signal company	1	1	
Caucasus signal company	1	1	
Constantinople signal company	1	1	
Army signal schools	5	1	3	..	1	
Corps signal school	1	1	
Cavalry divisional signal squadrons	5	1	2	2	
Signal construction companies	3	1	2	
Signal troops	21	4	..	6	2	6	..	3	
H.Q. tank corps signal company	1	1	
Tank Brigade signal companies	4	2	2	
Tank Group signal company	1	1	
Airline sections	54	5	..	15	16	12	5	1	
Cable sections	45	5	..	14	13	8	4	1	
"L" Signal Battalion	1	1	
Rhine signal battalion	1	1	
Carrier Pigeon services	5	1	..	1	..	1	1	1	
Telegraph construction company	1	1	..	
G.H.Q. wireless signal company	1	1	
G.H.Q. Central Wireless School	1	1	
Cavalry corps wireless squadrons	2	1	1	
G.H.Q. wireless observation groups.. .. .	5	1	1	1	1	1	

* The strength on 1st September, 1919, was—Officers and other ranks .. 69,197
 The strength on 1st October, 1919, was—Officers and other ranks .. 55,067
 The strength on 1st November, 1919, was—Officers and other ranks .. 47,957
 The strength on 1st December, 1919, was—Officers and other ranks .. 40,054
 The strength on 1st January, 1920, was—Officers and other ranks .. 36,661
 The strength on 1st February, 1920, was—Officers and other ranks .. 30,178
 The strength on 1st March, 1920, was—Officers and other ranks .. 25,770
 The strength on 1st April, 1920, was—Officers and other ranks .. 24,773

GROWTH OF THE ROYAL ENGINEERS—*continued.*(c.) REGULARS, SPECIAL RESERVE AND TERRITORIAL FORCE (EXCLUSIVE OF THE ROYAL ENGINEERS TRANSPORTATION BRANCH)—*continued.*

Description of Units.	Number of units.	Serving at Home.	Serving in Colonies.	Rhine Army.	Serving in France and Flanders.	Egypt.	Black Sea.	Mesopotamia.	India.	Italy.	Russia.
Wireless Companies	2	2
Army wireless observation groups ..	7	3	4
Heavy Artillery group signal sections	68	9	..	21	32	..	2	4	..
Corps Heavy Artillery signal sections	16	2	14
A.F.A. brigade signal sections ..	22	1	..	4	17
Anzac Corps H.A. signal section ..	1	1
R.H.A. brigade signal section ..	1	1
A.H.A. brigade signal sections ..	2	2
Royal Naval S.G. Group signal section.	1	1
R.E. Signal company, attached R.A.F.	1	1
L. of C. signal companies	8	6	1	1	..
Wireless troop—desert mounted corps	1	1
Pack wireless signal sections ..	6	2	4
Northern wagon wireless section ..	1	1
Southern motor wireless signal section	1	1
Mudros signal section	1	1
Base wireless signal section ..	1	1
Army wireless telegraph company ..	1	1
Special signal company	1	1
"K" Signal Company	1	1
London aircraft defence area signal company.	1	1
Signal section—cyclist brigades ..	7	7
Mixed brigade signal company ..	1	1	..
238th Brigade signal company ..	1	1
250th Signal company	1	1
Light motor wireless sections ..	2	2
Baghdad telegraph control group ..	1	1
Experimental bridging company ..	1	1
Tunnelling companies	16	16
H.Q. special brigade	1	1
Group special companies	4	4
"Z" special company	1	1
H.Q. special companies (1 to 4) ..	1	1
Special companies	4	4
Meteorological sections	3	1	..	1	1
Camouflage services	2	1	1
Special factory section	1	1
Gas services	1	1
Gas directorate	1	1
Artizan works companies	15	15
Forestry control for 2nd Army ..	1	1
Forestry control, Advanced Administrative G.H.Q.	1	1
Forestry companies	2	2
Anti-aircraft searchlight sections ..	37	18	..	19
Anti-aircraft groups	6	6
R.E. workshops companies	5	1	4
G.H.Q., 3rd Echelon	2	1	1
Record sections	2	1	1
H.Q. Divisional Engineers	43	10	22	6	3	1	..	1	..
Postal sections	7	1	..	1	1	1	1	1	..
H.Q. Directorate, Army Postal Service.	1	1	1
War Dog School	1	1
Executive Board (British Branch of the C.I.B.G.).	1	1
Fortress companies	39	28	11
Fortress works companies	6	6
Works companies	5	..	1	..	3	1
Mining company	1	1
"H" Company (King's Own sappers and miners).	1	1

Royal Engineers.

GROWTH OF THE ROYAL ENGINEERS—*continued.*

(c.) REGULARS, SPECIAL RESERVE AND TERRITORIAL FORCE (EXCLUSIVE OF THE ROYAL ENGINEERS TRANSPORTATION BRANCH)—*continued.*

Description of units.	Number of Units.	Serving at Home.	Serving in Colonies.	Rhine Army.	Serving in France and Flanders.	Egypt.	Black Sea.	Mesopotamia.	East Africa.	Italy.	Russia.
Reserve survey company	1	1
Experimental companies	2	2
Establishment, R.M. College	1	1
Establishment, R.M. Academy	1	1
A.A. Searchlight and Sound Locating School.	1	1
Foreign Service details	2	2
Stores sections	12	12
Total	844	142	12	171	321	94	55	25	1	14	9

SECTION 14.

GROWTH OF THE ARMY CYCLIST CORPS.

(April, 1920.)

The Army Cyclist Corps was created by Royal Warrant* in November, 1914.

A Training Centre was established at Hounslow in December, 1914, to train reinforcements for Corps Cyclist Battalions and Divisional Cyclist Companies in the Field; this Training Centre was afterwards transferred to Chisledon in Wiltshire, but was abolished September, 1917, and the personnel transferred to the Cyclist Division.

A small depôt was formed at Hounslow, was then transferred to Kingston, and subsequently to Mill Hill, London, N.W. 7, and is now disbanded (A.C.I. 70 of 1920).

There were originally 51 Yeomanry Cyclist Regiments and 23 Territorial Force Cyclist Battalions; of these 16 Yeomanry Cyclist Regiments and 16 Territorial Force Cyclist Battalions were demobilized or disbanded; all of the remaining Yeomanry Cyclist Regiments and Territorial Force Cyclist Battalions have been disbanded, the non-demobilizable personnel being transferred to Infantry or Cavalry (regular soldiers with colour service to complete and army reservists (Section B) being retransferred to regiments to which they formerly belonged).

Candidates for appointment to temporary commissions in the Army Cyclist Corps were trained in Infantry Cadet Battalions, but no candidates are now being accepted.

Strength—

November, 1914	105
November, 1915	10,364
November, 1916	14,264
November, 1917	10,904
November, 1918	8,557
December, 1918	8,623
January, 1919	8,025
February, 1919	7,991
March, 1919...	6,147
April, 1919	4,872
May, 1919	3,453
June, 1919	2,292
July, 1919	2,568
August, 1919	2,200
September, 1919	1,901
October, 1919	1,578
November, 1919	1,273
December, 1919	358
January, 1920	196
February, 1920	113
March, 1920	84
April, 1920	46

* Army Orders 477 and 478 of 1914, and Army Order 158 of 1915.

See also page 215.

SECTION 15.

FORMATION AND GROWTH OF THE MACHINE-GUN CORPS.

(May, 1920.)

1. The Machine-Gun Corps was created by Royal Warrant* on 11th October, 1915, and is now divided into three branches—

Machine-Gun Corps (Infantry).

Machine-Gun Corps (Cavalry).

Machine-Gun Corps (Motors).

2. *Machine-Gun Corps (Infantry)*.—In November, 1915, machine-gun sections were withdrawn from Infantry battalions overseas and formed into machine-gun companies, one of which was attached to each brigade. At the same time, a Machine-Gun Training Centre was formed at Grantham for the purpose of training and supplying reinforcements for machine-gun companies in the field, and raising new machine-gun companies. As these new companies were raised and trained they were sent to the various theatres, and the numbers of machine-gun companies in each division was increased to four. In March, 1918, it was decided to form these four companies into a machine-gun battalion and to attach one machine-gun battalion to each division. This reorganization was carried into effect in France and Italy, and, with certain modifications, in Egypt, but not in the other theatres of war. The machine-gun battalions in Egypt had an establishment of a headquarters and three companies only.

In addition to the machine-gun battalions, which form an integral part of a division, eight Army Troops machine-gun battalions were formed for service in France in the spring of 1918. These battalions were provided with motor transport. Five of these Army Troops battalions were formed from Yeomanry regiments as follows :—

100th Bn. Machine-Gun Corps, formed of Warwickshire and South Nottinghamshire Yeomanry.

101st Bn. Machine-Gun Corps, formed of Buckinghamshire and Berks Yeomanry.

102nd Bn. Machine-Gun Corps, formed of Lincolnshire and East Riding of Yorkshire Yeomanry.

103rd Bn. Machine-Gun Corps, formed of City of London (Rough Riders) and 3rd County of London (Sharpshooters).

104th Bn. Machine-Gun Corps, formed of 2nd County of London Yeomanry (Westminster Dragoons).

The Yeomanry personnel which formed these battalions was transferred to the Machine-Gun Corps (Infantry).

These Yeomanry have now resumed their original identity.

* Army Order 413 of 1915.

See also pp. 216–218.

The three Army Troop battalions which were formed from the Household Cavalry have been disbanded, and the personnel returned to their original units.

The 4th Bn. Guards Machine-Gun Regiment, formed from the Foot Guards, was finally disbanded on 30th April, 1920.

The original proposed scheme for the distribution of Machine-Gun Corps (Infantry) battalions for the interim Army were as under :—

(a.) ARMIES OF OCCUPATION.

Theatre.	Number of battalions or companies.	Establishment.		
		Officers.	Other ranks.	Composition.
1. Army of Occupation, Rhine.	2 battalions (c)	29	877	Headquarters—4 companies. Total, 64 Vickers guns.
2. Clearing up Army. Lines of Communication.	Nil (d).			
3. (a.) Army of Occupation, Mesopotamia.	1 battalion	37	558	Headquarters—4 companies. Total, 64 Vickers guns.
(b.) North Persia.	1 company	10	137	Headquarters—4 sections. Total, 16 Vickers guns.
4. Egypt ..	6 battalions (a) .. .	178	2,630	1 battalion headquarters—3 companies. 2 (Indian) battalion headquarters—3 companies, excluding Native personnel. 1 company headquarters—4 sections. 1 company headquarters—6 sections.
	2 companies (e)	25	438	
Army of the Black Sea—				
5. Caucasus ..	2 companies	56	936	Headquarters—6 sections.
6. Turkey ..	3 companies	42	702	Headquarters—6 sections.
7. North Russia	Nil (f).			
8. United Kingdom.	2 battalions	29	861	1 battalion headquarters—4 companies.
	1 Guards Machine-Gun Regiment, including a Depot Company.	31	623	

(a.) Reduced to companies.

(b.) Sixteen companies were serving in India. Four battalion headquarters proceeded to India, which, together with the sixteen companies, were formed into four machine-gun battalions.

(c.) Four battalions were brought home; two for service in Ireland, and two were stationed in the Northern Command. The two latter battalions were later amalgamated.

(d.) One battalion proceeded from France to Egypt about 20th September, 1919, and arrived about 29th September, 1919.

(e.) One from Italy and one from Dobruja.

(f.) The 8th and 19th regular and 201st specially enlisted battalions were dispatched and served in North Russia.

The Machine-Gun School moved from Grantham to Seaford on 12th August, 1919.

The proposals relative to the Machine-Gun Corps in the Home Army during the interim period have now been carried out.

The Machine-Gun Training Centre ceased to exist with the exception of a Receiving Depot, which has since been disbanded, and a small cadre composed of details as from 15th September, 1919, when the functions hitherto carried out by the General Officer Commanding, Machine-Gun Training Centre, devolved upon the Field-Marshal Commanding-in-Chief the forces in Great Britain.

Machine-Gun Corps.

176

3. *Machine-Gun Corps (Cavalry).*—The following table shows the establishments and distribution of Machine-Gun Squadrons with the Armies of Occupation :—

Theatres.	No. of Squadrons.	Establishment.		
		Officers.	Other ranks.	Composition.
France.. .. .	Nil (a).			
Egypt	5	8	221	Headquarters—6 sub-sections. Total, 12 Vickers guns.
Mesopotamia	1 (composite)	8	235	Headquarters—6 sub-sections. Total, 12 Vickers guns.
India	4	8	203	Headquarters—6 sub-sections. Total, 12 Vickers guns.

(a) Three squadrons were brought home from the Army of the Rhine and disbanded in November, 1919.

Reinforcements for these squadrons were to be provided by the Machine-Gun Corps Cavalry Depôt at Shorncliffe, which consists of a Headquarters and two reserve squadrons.

Five Machine-Gun Corps Cavalry Squadron were brought home from France at cadre strength for reconstitution as after war regular Machine-Gun Squadrons. Three of these were reconstituted to form part of the after war army and have proceeded to India. The other two being subsequently disbanded.

The Machine-Gun Corps Cavalry Training Centre moved from Uckfield to Shorncliffe on 12th August, 1919, and has now been absorbed by the Machine-Gun Corps (Cavalry) Depôt.

4. *Machine-Gun Corps (Motors).*—The Motor Machine-Gun service was originally formed as a separate unit in 1914, but subsequently formed a separate part of the Machine-Gun Corps. The proposals for the after-war Army legislate for the Tank Corps assuming the responsibility for the provision of armoured car units (*see* paragraph 10).

TABLE SHOWING ESTABLISHMENT AND DISTRIBUTION OF MACHINE-GUN CORPS MOTOR UNITS WITH ARMIES OF OCCUPATION.

Theatres.	Number of batteries, &c.	Establishment.		
		Officers.	Other ranks.	Composition.
France.. .. .	Nil.			
Egypt	4 Light Armoured Motor Batteries.	5	85	
	6 Light Armoured Car Patrols.	2	16	Ford cars carrying Lewis guns.
Mesopotamia	1 Light Armoured Motor Brigade.	22	326	Headquarters—4 batteries.
	1 Light Armoured Motor Battery (North Persia).	5	85	8 light armoured cars, each equipped with 1 machine gun.
	1 Railway Armoured Motor Battery.	1	25	4 armoured cars, each equipped with 1 Lewis and 1 Maxim gun.
India	4 Motor Machine-Gun Batteries.	5	63	
	3 Brigade Headquarters ..	47	299	Organized in 10 Brigades, 7 with no separate Headquarters.
	16 Class "A" Batteries ..			
	(a) 27 Class "B" Batteries			
Ireland	1 Armoured Car Company	9	118	Headquarters and 4 sections (22 armoured cars).
England	(b) 1 M.M.G. Battalion ..	22	257	

(a) 11 Class "B" are left unarmoured for use as Light Motor Patrols.

(b) Instructions for disbandment have been issued.

5. The following units were intended to form the after-war Machine-Gun Corps, but the programme was completely revised and a *resumé* showing the Machine-Gun Corps in its present development is contained in paragraph 9 :—

Headquarters, Machine-Gun Corps Depôt, Shorncliffe. Establishment—4 officers, 20 other ranks.	
No. 1 Depôt Battalion, Shorncliffe. Establishment—29 officers, 1,145 other ranks.	
No. 2 Depôt Battalion, Shorncliffe. Establishment—29 officers, 1,145 other ranks (to be reduced to cadre formation).	
4th Machine-Gun Battalion, Chatham. Establishment—29 officers, 802 other ranks, composed of personnel ineligible for drafting overseas east of Suez. Now merged into the 1st Machine-Gun Battalion, Ireland.	
7th Machine-Gun Battalion	} These battalions were reconstituted for service in India and proceeded overseas in the early part of 1920.
8th Machine-Gun Battalion	
9th Machine-Gun Battalion	
11th Machine-Gun Battalion	
12th Machine-Gun Battalion	} These battalions sailed for India, 24th November, 1919, and are now serving there.
Machine-Gun Corps Cavalry Depôt	} This unit was formed at Shorncliffe from the Machine-Gun Corps (Cavalry) Reserve Training Centre, on a provisional peace establishment of 16 officers and 583 other ranks, which is now under revision.
1st Machine-Gun Corps Cavalry Squadron	} Now absorbed in the Machine-Gun Corps (Cav.) Depôt.
2nd Machine-Gun Corps Cavalry Squadron	
3rd Machine-Gun Corps Cavalry Squadron	} This unit reconstituted sailed for India on 2nd October, 1919.
4th Machine-Gun Corps Cavalry Squadron	} These units were reconstituted at Uckfield of regular personnel for service in India. They embarked for India on 24th October, 1919, and 4th November 1919, respectively.
5th Machine-Gun Corps Cavalry Squadron	
6th Machine-Gun Corps Cavalry Squadron	} Now absorbed in the Machine-Gun Corps (Cav.) Depôt.

6. There are at present approximately 408 officers (excluding those dispersed) and 9,260 other ranks in the Machine-Gun Corps.

7. The numbers demobilized up to the end of April, 1920, are (approx.) 4,434 officers and 114,390 other ranks.

8. The strength by years of the Machine-Gun Corps is as shown :—

Formed October, 1915.

	Officers.	Other ranks.
October, 1916... ..	2,366	47,852
October, 1917... ..	5,420	80,136
October, 1918... ..	6,091	118,311
October, 1919... ..	4,008	25,812

9. It has now been decided that each infantry battalion is to have its own machine-gun platoon of 8 guns in its headquarters company, but the following units of the Machine-Gun Corps are to remain as a temporary measure during the financial year 1920/21 :—

	Officers.	Other ranks.
Abroad.—5 battalions in India at an establishment of ...	29	802
1 company on the Rhine	10	221
1 company, Black Sea	10	221
At home.—1 depôt battalion	22	842
1 cadre depôt battalion. (It is intended that this battalion shall train the nuclei for the machine-gun platoons of infantry battalions forming at home.)	28	218
Depôt headquarters	4	20
Riding establishment	4	58
1 battalion	31	976
Machine-Gun Corps (Cavalry) Depôt	8	91

10. The Cavalry branch of the Corps will for the present consist of 3 squadrons in India, and it is proposed to keep for a time a cadre Machine-Gun Corps (Cavalry) depôt for training the nucleus of the machine-gun troops of cavalry regiments.

The Motor branch of the Machine-Gun Corps has been abolished, as the Tank Corps is in future to be charged with the duty of providing such armoured car companies as are required, although, until relieved by Tank Corps units, certain motor machine-gun formations exist still in Egypt, Mesopotamia and India.

SECTION 16.

FORMATION AND GROWTH OF THE TANK CORPS.

(May, 1920.)

The "Tanks," mainly with the object of keeping their existence a secret, originally formed part of the Machine-Gun Corps, under the title of "Machine-Gun Corps, Heavy Section."

There is no specific date on which the formation took definite shape, but it was about 6th March, 1916.

The "Tanks" continued to form part of the Machine-Gun Corps until 27th July, 1917, when the Tank Corps was created by Royal Warrant.

Early in 1916 a Training Centre was established at Elveden. The first six Tank units were formed at Bisley and later moved to Elveden. The Tank unit at this time was the Company and it was not until the end of 1916 that the Corps was reorganized into battalions.

The first four Tank companies went to France in August, 1916, and were first used in action on the Somme on 15th September, 1916.

When it was realized that more Tank units would be required in France in 1917, more accommodation than was available at Elveden became necessary, and eventually the large Infantry camp at Bovington, Wool, in the county of Dorset, was selected as the future home of the Tanks in England. To this camp, in November, 1916, came the remaining one and a half companies of Tanks, one half company having been sent out to Egypt to assist in the operations in Palestine.

Intensive training commenced and five battalions and a Depot Battalion were formed.

At the same time the four companies in France expanded, with the aid of seasoned officers and men transferred from other units, into four battalions. These four battalions were concentrated in what afterwards became the Tank Corps Area, around the village of Bermicourt, some 5 or 6 miles from St. Pol.

From this time onwards, all units required were raised in England, and after about four months' training were sent over to France. In this way four battalions were raised in the late spring of 1917, five more during the late summer and autumn and eight more during the winter of 1917-18. The last eight battalions, however, never went to France, as the Armistice was signed before they were ready.

Since the Armistice, the Tank battalions raised during the war have been slowly disbanded, and of the two battalions (17th and 19th) that remained, the 19th was disbanded on 31st March, and the 17th converted into the 5th Armoured Car Company.

The proposed Peace Establishment of the Tank Corps for the financial year, 1920-21, is as follows:—

	Establishment.	
	Officers.	Other ranks.
Headquarters, Tank Corps Training Centre	6	33
Central Schools (comprising Headquarters, Mechanical Maintenance and Tank-Driving School, Gunnery School, Lulworth Camp Staff, Equipment School, Reconnaissance and Compass School).	25	172
Workshop Training Battalion	27	617
Tank Corps Depot (temporary)	2	15
1st Depot Tank Battalion	29	1,099
2nd Tank Battalion	32	374
3rd Cadre Tank Battalion	11	52
4th Cadre Tank Battalion	11	52
5th Tank Battalion	32	374

"B" Company of the 5th Tank Battalion at an establishment of 10 officers and 140 other ranks (including additional Tank Corps personnel, and Royal Army Service Corps and Royal Army Ordnance Corps attached) was despatched to the Army of the Rhine on the 7th May, 1920.

See p. 219.

The Workshop Training Battalion will be responsible for the training of 313 boys into skilled artificers.

The following Armoured Car Companies are formed, or in process of formation :—

Unit.	For service in.	Establishment.		Remarks.
		Officers.	Other ranks.	
1st Armoured Car Company	.. Mesopotamia ..	14	145	} Expected to embark during May, 1920. } Expected to embark during May, 1920. The 17th Tank Battalion, Ireland, has been converted into the 5th Armoured Car Company. It is intended to form this unit locally, from personnel already in Mesopotamia. } These units are still awaiting formation at Wool.
2nd Armoured Car Company	.. Mesopotamia ..	14	145	
3rd Armoured Car Company	.. Egypt	14	145	
4th Armoured Car Company	.. Egypt	14	145	
5th Armoured Car Company	.. Ireland	14	180	
6th Armoured Car Company	.. Mesopotamia .	14	145	
7th Armoured Car Company	.. India .. .	14	145	
8th Armoured Car Company	.. India .. .	14	145	

With the exception of the 5th Armoured Car Company now stationed in Ireland, which consists entirely of Tank Corps personnel, the establishments of the remaining Armoured Car Companies are supplemented by 56 other ranks Royal Army Service Corps, in each case, plus an Armourer Sergeant, Royal Army Ordnance Corps, thus increasing the establishment of each Armoured Car Company to a total of 14 officers and 202 other ranks. A Tank Section, on an establishment of 4 officers and 36 other ranks is attached to the 5th Armoured Car Company, and is provided at the expense of the 1st (Depôt) Tank Battalion at Wool.

The following are the schools through which all officers and men pass before being considered trained :—

Tank Driving School, Repair and Maintenance School, Artillery School for 6-pr. gun training, Machine-gun School, Signalling School, Intelligence and Reconnaissance School, and various minor schools, such as camouflage, &c.

The General Staff (Tanks) at the War Office now consists of—

- One Deputy Director of Staff Duties (Tanks),
- One General Staff Officer, 2nd Grade,

the whole forming part of the branch S.D. 4, under the Director of Staff Duties.

The War Office branch dealing with production and provision of Tanks and Tank Stores, &c., Design and Experiment and all questions relating to material, is A. 5, and is constituted as follows :—

- 1 Deputy-Assistant Director of Artillery.
- 1 Staff Captain.

The Tanks Design and Experiment Branch includes :—

- 1 Superintendent.
- 3 Assistant Superintendents.
- 1 Officer i/c Experiments.
- 1 Assistant officer i/c Experiments.
- 15 Draughtsmen.
- 8 Clerks.
- 5 Tracers.
- 45 Non-commissioned officers and men.

RETURN of Tanks, April, 1920.

Disposition.	Marks I. to IV.	Mark V	Mark V.*	Mark VIII.	Mark IX.	Medium A.	Medium B.	Medium C.	Gun Carrier.	Armoured Cars.	Tank Tenders.	Mark V.**	Remarks.
Rhine Army	28	All Tanks of the Marks shown below have been declared obsolete and are being disposed of by sale:—Marks I. to IV., Mark V.*, Mark VIII., Mark IX. Tender, &c., gun carrier Tanks.
Russia	65	18	3	
Training Centre	50	35	1	3	3	1	14	1	1	
Home Forces	12	16	3	14	
R.E. Tank Bridging Centre.	16	..	4	..	3	4	
R.A.O.C., Bovington	..	195	111	7	37	56	65	22	19	

Since the Armistice approximately 2,038 officers and 24,149 other ranks of the Tank Corps have been demobilized.

The strength of the Tank Corps is approximately 346 officers, 4,085 other ranks.

The general proposals for the future of the Tank Corps are as under—

- (a.) A tactically independent Tank Corps for the purpose of forcing and exploiting success.
- (b.) Tank units which would be part of the Infantry formation.

The provisions for the financial year 1920–21, given above, are all directed towards (a) and very real and definite results have been achieved in this direction since the Armistice.

The provision of technical and mechanical personnel to replace those demobilized from the Tank Corps of the National Armies offered great difficulties, and it was only natural that the re-enlistment of these men for service in the after-war Army (the bulk of whom were skilled in civilian trades, demanding high wages) would be comparatively small, and great efforts had to be made to induce the maximum re-enlistment of this skilled personnel.

Immediately the Tank Corps was opened for enlistment, however, no difficulty was experienced in attracting recruits of a very good type, and recruiting soon had to be closed for all, excepting skilled men. By special efforts a considerable number of the latter were secured, including ex-Royal Army Service Corps, Royal Engineers, Machine-Gun Corps (Motor) and Royal Air Force personnel, and a proportion of ex-naval engine room ratings.

Recruiting has now been opened for the Tank Corps on what constitutes a novel departure from normal methods, *i.e.*, on an educational basis. With the exception of those possessing technical qualifications, no man will be accepted for the Tank Corps unless he can produce evidence of the equivalent of a Secondary School education or special training in a Technical School or Institute.

If a sufficiency of this type of recruit is secured, it will readily be seen that the Tank Corps will in a short time become to no small extent a Corps d'Elite.

SECTION 17.

GROWTH OF THE ROYAL ARMY SERVICE CORPS.*

1. On 1st August, 1914, the Corps consisted of 498 officers and 5,933 other ranks.
" " 1915 " " 5,224 " 156,190 "
" " 1916 " " 6,144 " 236,585 "
" " 1917 " " 9,195 " 314,552 "
" " 1918 " " 10,477 " 314,693 "
" " 1919 " " 5,937 " 109,849 "

On 1st April, 1920, the Corps consisted of 2,343 officers, of which 594 are not employed on R.A.S.C. duties, and 31,291 other ranks, of whom 992 officers and 11,223 other ranks were serving with the various Expeditionary Forces.

2. At the outbreak of war the Corps was providing rations and forage for 186,400 men and 28,742 animals. At the present time it is feeding, out of the whole Army, at Home, 186,000, and overseas, 540,000 (including 280,000 in Mesopotamia partly fed by us and partly by India), and about 122,000 animals.

3. On 4th August, 1914, the Army Service Corps owned 246 mechanically-propelled vehicles; on 1st April, 1920, the number was 28,272, including 9,872 motor-lorries and 150 steam wagons, 10,979 pneumatic-tyred vehicles and ambulances, and 6,102 motor-cycles.†

4. The Corps is divided into three main sections—

I.—*Horse Transport Section.*—Employing with the Expeditionary Forces 1,744 men, at home 3,522 men, and in India and the Colonies 85 men. The chief home depôts are at Aldershot and Woolwich.

II.—*Mechanical Transport Section.*—Employing with the Expeditionary Forces 4,229 men, at home 11,797 men, and in India and the Colonies 798 men. The chief home depôts are at Winchester and Bulford.‡

III.—*Supply Section.*—Employing with the Expeditionary Forces 2,306 men,‡ and at home 2,878 men, and in India and the Colonies 199 men. The chief home depôts are at Deptford, Avonmouth, Liverpool, Northampton, Manchester, Newhaven, Reading, Leeds, Glasgow and Southampton.

5. In addition to its ordinary duties, the Corps is provided drivers for all the field ambulances, for the conveyance of ammunition for all branches of the Royal Artillery and for the tractors of the heavy Siege Artillery. It also provided a very large number of clerks at Headquarters and in the various Commands.

6. The casualties published up to date are—

	Officers.	Other ranks.
Killed in action	79	1,507
Died of wounds	42	967
Died (disease, &c.)	159	5,713
Wounded	384	7,262
Prisoners of war	22	98
Total	686	15,547

27 officers and 440 other ranks previously reported missing now included under "Killed in action."

* The distinction of Royal was conferred by the King in recognition of "splendid work" during the war (Army Order 362 of November, 1918).

† At the time of the Armistice, 11th November, 1918, the Royal Army Service Corps was feeding over 5,500,000 men and about 895,000 animals. The maximum number of vehicles was reached on 1st March, 1919, viz.: 125,149 mechanically-propelled vehicles, which included 53,107 motor-lorries, 31,098 pneumatic-tyred vehicles and ambulances, and 36,953 motor-cycles.

‡ The distribution of officers in the various sections overseas is not readily obtainable.

See also pp. 221 and 852.

7. Since 11th November, 1918, and up to 1st April, 1920, the following numbers have been demobilized :—

—	Horse Transport.	Supply.	Mechanical Transport.	Remounts.	Canteens.	Petrol.	Forage.
Discharged	9,911	7,868	14,037	9,582	485	37	1,118
Transferred to Class Z, Army Reserve.	62,183	48,981	155,676	16,617	3,311
Discharged on demobilization.	633	795	1,669	149	1
Total \ .	72,727	57,644	171,382	26,348	3,797	37	1,118

8. For details of Reserves of Supplies, *see pp. 578 and 841.*

” ” Mechanical Transport, *see pp. 593 and 852.*

” ” Messing and Canteens, *see pp. 580 and 873.*

DISTRIBUTION OF THE ROYAL ARMY SERVICE CORPS BY TRADES IN THE EXPEDITIONARY FORCES.

(1st December, 1918.)

Distribution.	Horse Transport Section.				Mechanical Transport Section.	Supply Section.				Remount Section.	Canteen Section.	Petrol Section.	Total.
	Horse Transport.	Farriers.	Saddlers.	Wheelers.		Bakers.	Butchers.	Clerks.	Packers and Loaders.				
France	37,072	1,755	1,153	1,481	87,177	5,296	2,292	6,916	5,871	6,330	3,494	40	158,877
Egypt	5,869	409	161	163	8,106	766	468	1,782	403	844	361	..	19,332
Salonica	7,581	540	309	191	11,260	978	783	1,303	496	976	238	..	24,655
Mesopotamia	753	29	19	12	9,224	444	310	676	377	..	267	..	12,111
East Africa	12	3,500	89	105	232	19	7	3,964
North Russia	13	3	7	3	19	78	75	119	38	..	79	..	434
India	168	1	6	1	593	58	33	106	63	..	22	..	1,051
Colonies	33	4	2	2	1,187	39	24	146	3	1,440
Totals	51,501	2,741	1,657	1,853	121,066	7,748	4,090	11,280	7,270	8,157	4,461	40	221,864

DISTRIBUTION OF THE ROYAL ARMY SERVICE CORPS BY TRADES IN THE EXPEDITIONARY FORCES—*continued.*

(1st April, 1920.)

Distribution.	Horse Transport Section.				Mechanical Transport Section.	Supply Section.				Remount Section.	Canteen Section.	Total.
	Horse Transport.	Farriers.	Saddlers.	Wheelers.		Bakers.	Butchers.	Clerks.	Packers and Loaders.			
British Army of the Rhine	638	30	25	19	928	150	62	203	144	110	292	2,601
British Forces in Italy	7	1	13	13	7	22	7	..	86	156
British Troops in France and Flanders ..	127	12	7	8	1,105	39	64	401	57	100	1,480	5,400
Egypt and Palestine	687	22	17	7	989	109	21	481	121	205	166	2,825
Army of the Black Sea	100	7	16	1	464	10	18	178	8	..	164	966
Mesopotamia	1	1	640	3	3	127	5	..	341	1,121
India	27	516 ¹	1	..	4	21	569
Colonies	47	4	3	4	282	52	11	131	534
Plebiscite Area	11	90	12	2	18	21	154
Totals	1,645	76	68	40	5,027	389	188	1,565	363	415	2,550	12,326

SECTION 18.

GROWTH OF THE ROYAL ARMY MEDICAL CORPS.

EFFECTIVE STRENGTH OF THE ROYAL ARMY MEDICAL CORPS.

Date.	Officers.		Other ranks.	
	Regular Forces.	Territorial Force.	Regular Forces.	Territorial Force.
1914—August	1,279	1,128	3,811	12,520
1915—August	6,230 (a)	2,422	49,525	40,752
1916—August	9,000 (b)	3,300	71,276	40,500
1917—August	10,370 (c)	3,130	93,359	33,000
1918—August	10,178 (d)	2,885	100,176	30,923
1918—November . . .	10,190 (e)	2,845	98,986	32,375
1919—January	9,977 (f)	2,639	96,546	31,285
February	9,530 (g)	2,503	95,588	33,471
March	9,333 (h)	2,353	92,415	32,708
April	8,591 (i)	2,054	90,712	28,377
May	7,146 (j)	1,871	76,790	26,927
June	6,340 (k)	1,742	64,343	20,677
July	5,743 (l)	1,691	51,945	16,986
August	5,403 (m)	1,651	44,335	12,216
September	5,035 (n)	1,589	39,177	7,700
October	4,777 (o)	1,545	36,987	4,033
November	4,498 (p)	1,498	34,315	2,807
December	4,152 (q)	1,446	29,174	1,490
1920—January	3,771 (r)	523	24,982	786
February	3,495 (s)	450	21,226	649
March	2,677 (t)	199	14,503	600
April	2,550 (u)	164	11,014	360

(a) Includes 150 dental surgeons (with unattached commissions).

(b)	300	"	"	"	"
(c)	501	"	"	"	"
(d)	714	"	"	"	"
(e)	831	"	"	"	"
(f)	849	"	"	"	"
(g)	842	"	"	"	"
(h)	838	"	"	"	"
(i)	769	"	"	"	"
(j)	542	"	"	"	"
(k)	483	"	"	"	"
(l)	445	"	"	"	"
(m)	408	"	"	"	"
(n)	386	"	"	"	"
(o)	378	"	"	"	"
(p)	361	"	"	"	"
(q)	312	"	"	"	"
(r)	278	"	"	"	"
(s)	259	"	"	"	"
(t)	185	"	"	"	"
(u)	168	"	"	"	"

GROWTH OF THE ROYAL ARMY MEDICAL CORPS—*continued.*

LIST OF THE PRINCIPAL MEDICAL UNITS WITH BRITISH FORCES OVERSEAS.

(April, 1920.)

Details.	France.	Rhine.	Italy.	Black Sea.	Egypt.	Meso- potamia.	South Russia.	Total.
Field Ambulances	2	..	2	4
Casualty Clearing Stations ..	2	2	..	1	5
Stationary Hospitals	1	..	1	2	2	1	1	8
General Hospitals	1	2	..	2	3	8
Convalescent Depôts	1	2	..	3
Motor Ambulance Convoys ..	1	1	..	1	1	2	..	6
Ambulance Trains	1	..	1	2	4
Mobile Laboratories	1	..	2	5	8
Sanitary Sections	4	1	..	2	6	1	..	14
Mobile X-Ray Units	1	..	2	..	2	..	5
Medical Stores—								
Base Depôts	1	2	1	..	4
Advanced Depôts	3	4	7
Mobile Dental Units	1	1
Native Labour Contingent								
Hospitals	2	2
Total	11	15	1	16	26	9	1	79

See also p. 222.

SECTION 19.

GROWTH OF THE ROYAL ARMY VETERINARY CORPS.*

1. *Veterinary officers.*—On the 4th August, 1914, the number of officers, Royal Army Veterinary Corps, including Special Reserve, was 197. Of these, 64 were serving in India.

On mobilization the Expeditionary Forces required 192 officers, of whom only 109 were available, leaving a deficiency of 83 which was made up by granting temporary commissions to civil practitioners. Home requirements were at first met by engaging local veterinary surgeons at civil rates of pay; but this proved unsatisfactory, and later it was found necessary to grant temporary commissions in the Royal Army Veterinary Corps to practically all veterinary surgeons, whether employed in the United Kingdom or overseas. On the 11th November, 1918, the total number of officers, Royal Army Veterinary Corps, was 1,356, of whom 182 had been obtained from the Colonies, and only held Colonial qualifications.

2. *Warrant officers, non-commissioned officers and men.*—On the 4th August, 1914, the number of available other ranks, Royal Army Veterinary Corps, was 322; the number on the 11th November, 1918, was 26,146. The increase was made by special enlistments or transfer of low category men from combatant units. The transfer of Category "A" other rank personnel to combatant units was going on practically continuously, with the result that during the war, the establishment of other rank personnel in the Royal Army Veterinary Corps was completely changed three times, giving rise to considerable work of training, at a time when there was great pressure in dealing with sick animals.

3. *General.*—During the years of the war considerable progress was made in the treatment and prevention of animal diseases. On the 11th November, 1918, contagious disease amongst military animals, both in the United Kingdom and in the various Expeditionary Forces, had practically ceased to exist. The application of modern scientific methods, both in the control of diseases, their treatment, and the surgical treatment of wounds, had by this time given results undreamt of in the early days of the war.

The developments in the organization in the Veterinary Service during the war included the allotment of Veterinary Evacuation Stations and Motor Horse Ambulances to Corps Headquarters in the Field, the establishment of the Central Veterinary Research Laboratory at Aldershot, the formation of Field Veterinary Laboratories with each Expeditionary Force, the installation in Veterinary Hospitals in the United Kingdom of electrically driven machinery for clipping and grooming purposes, the application of mechanical methods for the preparation of animal food in Veterinary Institutions, and the setting up of an extensive organization for the economic disposal of carcases of Army animals. These improvements resulted in the saving of animal suffering, and the reduction of animal wastage.

The camels required for transport duties in Egypt and Palestine were practically all purchased by officers, Royal Army Veterinary Corps. In this force camel hospitals were organized, each having a small nucleus of Royal Army Veterinary Corps personnel augmented by large numbers of Egyptians or Indians. 61,232 patients passed through these hospitals.

Schools of Farriery were opened by the Royal Army Veterinary Corps for training men to meet the large demands made for shoeing-smiths and farriers. 1,317 pupils passed through these schools during the war. This enabled the horses on the various fronts being efficiently shod.

To assist in the control of soldiers' dogs on demobilization, arrangements were made with the Royal Society for the Prevention of Cruelty to Animals and the authorities of the Dogs' Home at Hackbridge, to quarantine for a nominal fee some 500 dogs, the property of officers and soldiers returning from the Expeditionary Forces, who could not pay the usual quarantine fee for dogs imported into Great Britain. Experience has shown that comparatively few other ranks personnel were anxious to bring their pet dogs back from overseas. A very large percentage of the dogs admitted to this quarantine station were the property of officers, and the number—500, for which

* See also pp. 224 and 863.

provision was made proved to be more than ample. Appeals to the British public for subscriptions to cover the cost of quarantine of these soldiers' dogs met with little response, and the whole undertaking has resulted in a heavy drain on the funds of the Royal Society for the Prevention of Cruelty to Animals. Several cases of rabies have occurred amongst the dogs during their period of quarantine, proving the necessity of either prohibiting the introduction of dogs into the United Kingdom with troops returning from countries where rabies exists, or steps being taken for efficient quarantine measures.

4. *Mortality*.—During the war the average annual mortality among horses and mules in the various theatres of war and at home fluctuated between 9 and 17 per cent. The average mortality amongst horses and mules in transit by sea, not including losses from submarine attacks, was under 1 per cent. between North or South American ports and the United Kingdom or Mediterranean ports of Salonica, Port Said and Alexandria. The Veterinary Service provided the conducting officers on these horse transports, and the phenomenal small percentage of loss which occurred on the Trans-Atlantic voyages proves how advisable it is to employ trained men for this duty.

5. STRENGTH and distribution on 1st August, 1918.

Location.	Officers.	Other ranks.
France	584	14,490
Egypt	141	1,260
Salonica	60	1,582
British East Africa	1	1
Mesopotamia	60	290
Egyptian Army	14	6
Gibraltar	1
Malta	1
United Kingdom	349	8,436
India	92	..
British Remount Commission, Canada	18	..
Italy	34	1,139
Northern Russia	1	..
Total, 1st August, 1918	1,354	27,306

STRENGTH and distribution on 1st April, 1920.

Location.	Officers.	Other ranks.
France and Army of the Rhine	14	162
Egypt	40	246
Army of the Black Sea	9	73
Mesopotamia	38	47
Gibraltar	1
Malta	1	..
United Kingdom	105	689
India	103	8
South Russia	3	5
Total, 1st April, 1920	313	1,231

6. *Demobilization*.—The following table shows the increase and decrease of the Royal Army Veterinary Corps. It will be seen that 1,043 officers and 24,915 other ranks have been released from the Army since the 11th November, 1918.

During this period of demobilization from the 11th November, 1918, to the 31st March, 1920, the Royal Army Veterinary Corps has disposed of 49,751 animals for human food, which have realized the sum of 1,009,243*l.*, being an average of 20*l.* 5*s.* 9*d.* per carcase sold.

In addition to this, by-products from animal carcasses have realized 33,573*l.* 12*s.* 1*d.*, while horses sold as fit for work by various Royal Army Veterinary Corps units have realized 6,064,329*l.* 9*s.* 3*d.*, being an average price of 36*l.* 4*s.* per animal.

The whole of this work, together with the movement of vast numbers of animals to the United Kingdom, which required most careful veterinary inspection, quarantine and testings for disease, has been carried out with little check to the rapid diminution of the personnel.

Establishment on various dates.	Officers.	Other ranks.	Establishment on various dates.	Officers.	Other ranks.
Total (August, 1914) ..	197	322	Total (August, 1919) ..	670	8,561
Total (August, 1915) ..	928	10,772	Total (October, 1919) ..	571	4,630
Total (August, 1916) ..	1,170	17,346	Total (November, 1919) ..	490	3,540
Total (August, 1917) ..	1,281	27,650	Total (December, 1919) ..	429	2,662
Total (August, 1918) ..	1,354	27,306	Total (January, 1920) ..	397	2,038
Total (November, 1918) ..	1,356	26,146	Total (February, 1920) ..	372	1,874
Total (February, 1919) ..	1,298	24,598	Total (March, 1920).. ..	332	1,497
Total (April, 1919)	1,119	19,582	Total (April, 1920)	313	1,231

SECTION 20.

GROWTH OF THE ROYAL ARMY CHAPLAINS' DEPARTMENT.*

STRENGTH OF THE CHAPLAINS' DEPARTMENT.

Denomination.	August, 1914.	August, 1915.	August, 1916.	August, 1917.	August, 1918.	Aug. 1919.
Church of England ..	89	620	1,270	1,850	1,941	804
Presbyterian ..	11	110	175	273	298	138
Roman Catholic	17	250	400	583	643	275
Wesleyan	100	160	219	256	108
United Board	75	125	205	248	117
Welsh Calvinist	..	7	10	11	11	4
Jewish	2	3	13	14	7
Salvation Army	5	2
Total ..	117	1,164	2,143	3,154	3,416	1,455

The Chaplains serving at home and abroad on 11th November, 1918, were distributed as follows :—

Denomination.	At Home stations.	France and Flanders.	Mediterranean Force.		Mesopotamia, including Bombay, and Hospital Ships.	East Africa.	Elsewhere Abroad.	Italy.	Total.
			In Egypt, including Hospital Ships.	Salonica.					
Church of England ..	709	878	134	93	62	30	21	58	1,985
Presbyterian ..	75	161	19	22	11	..	6	8	302
Roman Catholic	78	389	54	45	38	2	13	32	649
Wesleyan ..	60	127	20	14	17	..	6	12	256
United Board	60	126	19	13	15	1	4	12	251
Welsh Calvinist	4	5	1	10
Jewish ..	4	8	3	1	16
Salvation Army	..	4	1	5
Total ..	989	1,698	251	189	143	33	50	122	3,475†
			440						

The Chaplains serving at home and abroad on 15th April, 1920, were distributed as follows :—

Denomination.	At Home stations.	France and Flanders.	Germany.	Egyptian E.F.	Black Sea Force.	Mesopotamian E.F. (including Hospital Ships attached and Bombay).	Italian E.F.	Elsewhere abroad.	Total.
Church of England ..	159	22	14	40	13	23	1	21	293‡
Presbyterian ..	30	4	3	8	3	2	..	1	51
Roman Catholic	38	9	8	20	7	12	1	18	113
Wesleyan ..	24	4	2	7	5	6	..	2	50§
United Board	19	4	2	8	3	7	..	1	44
Welsh Calvinist	1	1
Jewish ..	2	1	3
Salvation Army
Total ..	273	43	29	84	31	50	2	43	555†

The scale of Chaplains for the Expeditionary Force had been laid down as follows :—

One Church of England Chaplain for each Brigade (Cavalry or Infantry).

One Roman Catholic Chaplain for each Division (Cavalry or Infantry).

One Presbyterian Chaplain for each Division (Cavalry or Infantry), provided that the Division included a Scottish unit.

* The distinction of Royal was conferred by the King in recognition of "splendid work" during the war. (Army Order 92 of March, 1919.)

† Includes unfilled vacancies of the Imperial Establishment, but excludes all Colonial Chaplains, and Chaplains engaged locally at foreign stations and not granted Imperial commissions. Territorial Force Chaplains are included if mobilized, but not otherwise.

‡ Includes chaplains on Indian transports.

§ Includes chaplains *en route* to replace others due for demobilization.

Besides the above there were to be four Chaplains (two Church of England, one Roman Catholic and one Presbyterian) at each of the two Bases and the Advanced Base then contemplated in connection with the Expeditionary Force.

It was also decided on grounds of policy that a nominal representation in the Chaplains' Department of the Expeditionary Force should be given to the Wesleyans.

On the outbreak of war, Chaplains were appointed in accordance with the above arrangements.

To meet the growing needs in hospitals and elsewhere demands for more Chaplains were received in piecemeal fashion from the Expeditionary Force, until in March, 1915, a conference was held at General Headquarters in France to consider the fixing of a new establishment. The new establishment, adopted on the recommendation of this conference, involved a considerable increase in the total number of Chaplains and, moreover, gave a definite place in the scheme to Wesleyans and other denominations. The outstanding features of the new establishment were:—

1. A total number of Chaplains for each Infantry Division of 12 to 14.
2. One Church of England Chaplain for each General and each Stationary Hospital.
3. One Roman Catholic Chaplain and one Presbyterian or Non-Conformist for each group of not more than three General and Stationary Hospitals.

A supplementary establishment for the Base Depôts and troops on the Lines of Communication was also granted in October, 1915.

In the spring of 1916, the Advisory Committee on Church of England Chaplains strongly recommended further substantial increases in the establishment of Chaplains of that denomination, and also proposed a scheme of organization to be adopted among Church of England Chaplains with the British Expeditionary Force in France. The numerical increases included—

1. An establishment of nine Church of England Chaplains to each English Division instead of seven as hitherto.
2. A reserve of 4 per cent. of the total number of Church of England Chaplains in France should be held available to meet emergencies.

When these last recommendations were adopted, the other denominations demanded similar privileges, in the matter of numbers of Chaplains and promotions, to those which had been granted to the Church of England, and the Interdenominational Committee has now been instituted to advise the Army Council on Chaplaincy matters, with the special view of securing equal treatment among all the denominations and acquainting the authorities of each with the needs of the others.

The normal number of Chaplains attached to a Division is now 17. Besides these certain numbers are allotted to Army Troops and Lines of Communication and Base Hospitals.

There is a dual organization of Chaplains in France, one for Chaplains of the Church of England and a parallel one for those of other denominations who are administered as one unit for military purposes. In each case there is some devolution of authority from the heads of the two departments as follows:—

	Church of England under the Deputy Chaplain-General.	Other denominations under the Principal Chaplain.
At Headquarters of each Army and Main Base ..	One Assistant Chaplain-General.	One Assistant Principal Chaplain
At Headquarters of each Army Corps	One Deputy - Assistant Chaplain-General.	One Deputy - Assistant Principal Chaplain.
With each Division	One Senior Chaplain (D.C.G's. Department).	One Senior Chaplain (P.C's Department).

In each of the other theatres of war there is a single organization under a Principal Chaplain who is the administrative head of the Chaplains of all denominations in that theatre. In these more remote theatres there are no purely administrative appointments in the Chaplains Department other than those of the Principal Chaplain and his Assistant.

SECTION 21.

(a.)—GROWTH OF THE NURSING SERVICES.

The effective strength of Queen Alexandra's Imperial Military Nursing Services including the Reserve and the strength of the Territorial Force Nursing Services was as follows :—

Date.	Q.A.I.M.N.S. and Reserve.		Date.	T.F.N.S.	
	Trained.	Untrained and partially trained.		Trained.	Untrained and partially trained.
1914—August ..	463	..	1914—August ..	2,783	..
1915—August ..	4,126	389	1915—August ..	4,129	1,268
1916—August ..	6,864	3,580	1916—August ..	4,491	2,785
1917—August ..	6,711	4,074	1917—August ..	4,525	4,179
1918—August ..	7,835	4,958	1918—August ..	4,886	5,350

The effective strength of Queen Alexandra's Imperial Nursing Services on 1st November, 1918, was approximately 7,710 trained and 5,407 untrained and partially trained.

The effective strength of the Territorial Force Nursing Services on 1st November, 1918, was approximately 5,059 trained and 5,490 untrained and partially trained.

The distribution on 1st November, 1918, was as follows :—

	Q.A.I.M.N.S.		T.F.N.S.	
Home stations	3,337	...	3,095	...
Hospital ships	73	...	1	...
France	2,436	...	1,111	...
Italy	281	...	—	...
Gibraltar	6	...	—	...
Malta... ..	56	...	83	...
Salonica	494	...	333	...
Egypt	534	...	253	...
East Africa	46	...	20	...
Mesopotamia and India	447	...	163	...
Total	<u>7,710</u>	...	<u>5,059</u>	...

In addition to the above the following untrained, and partially trained, nurses were employed :—

Home... ..	2,736	...	3,957	...
Abroad war areas	2,556	...	1,515	...
Other areas	115	...	—	...
Total	<u>5,407</u>	...	<u>5,490</u>	...

The effective strength of Queen Alexandra's Imperial Military Nursing Services, including the Reserve, on 1st April, 1920, was approximately 1,570.

The effective strength of the Territorial Force Nursing Services on 1st April, 1920, was approximately 342.

The distribution on 1st April, 1920, was as follows :—

	Q.A.I.M.N.S.		T.F.N.S.	
Home stations	1,042	...	207	...
Hospital ships	13
France and Rhine	163	...	37	...
Gibraltar	5
Malta... ..	12
Army of Black Sea	90	...	26	...
Egypt	156	...	44	...
Mesopotamia and India	83	...	28	...
Hong Kong	6
	<u>1,570</u>	...	<u>342</u>	...

In addition to the above, the following untrained, and partially trained, nurses were employed :—

					Q.A.I.M.N.S.		T.F.N.S.	
Home Stations	769	...	180	
Abroad war areas	78	
Other areas	
					847	...	180	

DEMOBILIZATION FIGURES.

Date.	Q.A.I.M.N.S. and Reserve.			T.F.N.S.		Total.
	Trained.	Untrained and partially trained.	Total.	Trained.	Untrained and partially trained.	
1919—February ..	7,717	5,407	13,124	5,059	5,490	10,549
March ..	6,017	4,441	10,458	4,866	5,077	9,943
April ..	4,572	2,688	7,260	3,901	4,281	8,182
May ..	3,845	1,709	5,554	3,204	1,952	5,156
June ..	3,492	1,699	5,191	2,440	1,290	3,730
July ..	3,087	1,699	4,786	2,222	941	3,163
August ..	2,911	1,306	4,217	2,011	855	2,866
September ..	2,769	1,252	4,021	1,818	651	2,469
October ..	2,515	1,252	3,767	927	606	1,533
November ..	2,218	1,045	3,263	798	484	1,282
December ..	2,194	1,047	3,241	635	380	1,015
1920—January ..	1,899	1,168	3,067	599	404	1,003
February ..	1,878	1,055	2,933	531	383	914
March ..	1,721	893	2,614	381	218	599
April ..	1,570	847	2,417	342	180	522

(b.)—GROWTH OF THE VOLUNTARY AID DETACHMENTS.

By whom organized.	1st August, 1914.						1st April, 1920.					
	Number of Detachments.			Personnel.			Number of Detachments.			Personnel.		
	Men's.	Women's.	Total.	Men.	Women.	Total.	Men's.	Women's.	Total.	Men.	Women.	Total.
British Red Cross Society (England, Wales and Channel Islands).	282	1,225	1,507	11,903	31,933	43,836	450	1,883	2,333	19,548	47,444	66,992
British Red Cross Society (Scotland).	109	337	446	4,347	9,269	13,616	139	423	562	5,623	12,526	18,149
British Red Cross Society (Ireland).	7	80	87	315	2,792	3,107
St. John Ambulance Association and Brigade (England, Wales, Channel Islands and Isle of Man).	127	197	324	5,648	4,634	10,282	254	519	773	11,638	13,852	25,490
St. John Ambulance Association and Brigade (Ireland).	15	157	172	609	4,221	4,830
County Associations (England and Wales).	25	52	77	1,449	1,360	2,509	38	67	105	2,176	2,022	4,198
Total	543	1,811	2,354	23,047	47,196	70,243	903	3,129	4,032	39,909	82,857	122,766

SECTION 22.

GROWTH OF THE ROYAL ARMY ORDNANCE CORPS.*

The strength of the Royal Army Ordnance Corps was on—

	Officers.	Other ranks.
1st August, 1914	251	2,272
1st August, 1915	927	12,188
1st August, 1916	1,413	23,058
1st August, 1917	1,791	32,783
1st August, 1918	2,133	37,342
1st November, 1918	2,253	38,193
1st January, 1919	2,266	39,190
1st February, 1919... ..	2,309	38,771
1st March, 1919	2,434	36,198
1st April, 1919	2,291	32,229
1st May, 1919	2,133	27,365
1st June, 1919	2,183	23,536
1st July, 1919	2,155	22,142
1st August, 1919	2,048	22,162
1st September, 1919	1,989	20,211
1st October, 1919	1,900	16,388
1st November, 1919	1,814	14,314
1st December, 1919	1,553	11,487
1st January, 1920	1,365	9,434
1st February, 1920... ..	1,226	7,918
1st March, 1920	1,137	7,643
1st April, 1920	988	6,803

The strength of the various sections of the Royal Army Ordnance Corps was—

Date.	Store Section.	Armourer Section.	Armament artificers.	Total.	Serving at Home.	Serving Abroad.
1st August, 1914 ..	1,566	375	331	2,272	1,625	647
1st August, 1915 ..	10,205	1,126	857	12,188	5,790	6,398
1st August, 1916 ..	20,191	1,827	1,040	23,058	7,634	15,424
1st August, 1917 ..	29,436	2,077	1,270	32,783	9,599	23,184
1st August, 1918 ..	33,906	2,075	1,361	37,342	11,842	25,500
1st November, 1918 ..	34,802	2,041	1,350	38,193	11,781	26,412
1st January, 1919 ..	35,820	2,026	1,344	39,190	13,060	26,130
1st February, 1919 ..	35,415	2,016	1,340	38,771	13,390	25,381
1st March, 1919 ..	32,998	1,937	1,263	36,198	12,233	23,965
1st April, 1919 ..	29,168	1,843	1,218	32,229	9,817	22,412
1st May, 1919 ..	24,677	1,669	1,019	27,365	5,709	21,656
1st June, 1919 ..	21,330	1,299	907	23,536	6,113	17,423
1st July, 1919 ..	20,037	1,253	852	22,142	6,326	15,816
1st August, 1919 ..	20,289	1,081	792	22,162	6,724	15,438
1st September, 1919 ..	18,647	919	645	20,211	6,508	13,703
1st October, 1919 ..	14,983	854	551	16,388	6,459	9,929
1st November, 1919 ..	12,960	824	530	14,314	5,236	9,078
1st December, 1919 ..	10,240	749	498	11,487	4,316	7,171
1st January, 1920 ..	8,243	723	468	9,434	3,402	6,032
1st February, 1920 ..	6,799	689	430	7,918	3,095	4,823
1st March, 1920 ..	6,599	626	418	7,643	3,183	4,460
1st April, 1920 ..	5,856	563	384	6,803	3,954	2,849

* The distinction of "Royal" was conferred by the King in recognition of "splendid work" during the war (Army Order 362 of November, 1918).

See also pp. 223 and 867.

The distribution of those serving abroad on 1st April, 1920, was as follows :—

Distribution.	Store Section.	Armourer Section.	Armament artificers.	Total.
France	242	8	4	254
Army of the Rhine.. ..	377	42	16	435
Egypt and Salonica	1,102	57	31	1,100
East Africa	4	4	..	8
Mesopotamia	373	25	18	416
Italy	80	..	1	81
Other stations abroad	308	141	106	555
Total	2,396	277	176	2,849

The Royal Army Ordnance Corps serving abroad on 1st April, 1920, included the following units :—

Distribution.	Companies.	Light workshops.	Medium workshops.	Heavy workshops.	Wheelwrights' workshops.
Rhine Army	4
Egypt and Salonica	12	2	1
Mesopotamia	6	3	1
Italy	1
Other stations abroad	3	1
Total	24	8	3

The following statement shows the strength of the civilians working in the Royal Army Ordnance Corps establishments at home :—

Date.	Ordnance Depôts, including Woolwich establishments.		Royal Army Clothing Department and Factory.		Totals.
	Men.	Women.	Men.	Women.	
1st August, 1914.. ..	3,543		1,679		5,222
1st August, 1915	11,790	779	3,897	1,757	18,223
1st August, 1916.. ..	12,433	1,746	3,894	2,178	20,251
1st August, 1917.. ..	13,287	6,385	4,086	3,644	27,402
1st August, 1918.. ..	12,450	10,339	3,743	4,482	31,014
1st November, 1918	12,863	10,677	3,688	5,632	32,860
1st January, 1919	12,539	10,183	3,653	5,680	32,055
1st February, 1919	13,153	9,206	3,659	5,819	31,837
1st March, 1919	15,357	9,739	3,708	5,881	35,185
1st April, 1919	16,917	9,319	3,923	6,877	37,036
1st May, 1919	17,559	9,019	3,570	6,802	36,950
1st June, 1919	19,553	7,360	3,337	5,899	36,149
1st July, 1919	20,933	6,897	3,344	5,344	36,518
1st August, 1919	21,970	6,104	3,022	4,720	35,816
1st September, 1919	22,311	5,462	2,592	3,937	34,302
1st October, 1919	22,426	4,987	2,479	3,455	33,347
1st November, 1919	21,646	3,708	2,400	3,035	30,789
1st December, 1919	20,259	3,174	2,299	2,515	28,247
1st January, 1920	19,704	2,750	2,219	2,047	26,720
1st February, 1920	19,058	2,545	1,862	1,649	25,114
1st March, 1920	16,934	2,225	1,606	1,375	22,140
1st April, 1920	16,288	1,736	1,430	1,274	20,728

The following statement shows the strength of civilians working in the Royal Army Ordnance Corps abroad :—

Date.	France.		Egypt.		Salonica		E. Africa.		Meso- potamia		Italy.		Other stations abroad.		Total.
	Men.	Women.	Men.	Women.	Men.	Women.	Men.	Women.	Men.	Women.	Men.	Women.	Men.	Women.	
1st August, 1914	696	696
1st October, 1915 ..	467		916		Not known.	..
1st October, 1916 ..	3,738		2,148		648		151		Not known.	..
1st August, 1917 ..	10	5,259	3,588	18	861	504	1,167	4	2,132	362	997	7	14,909
1st August, 1918 ..	90	5,905	4,224	217	1,028	687	1,253	2	807	630	448	693	904	4	16,892
1st November, 1918	49	4,625	3,968	207	1,431	446	1,238	2	867	344	371	746	810	7	15,191
1st December, 1918	45	4,650	3,661	54	1,439	422	1,032	..	772	270	350	831	870	5	14,401
1st February, 1919	9	3,528	4,055	50	1,529	275	912	367	308	794	864	1	12,696
1st March, 1919 ..	32	3,320	5,016	61	1,650	345	796	386	232	748	883	5	13,474
1st April, 1919 ..	83	2,966	5,062	60	1,502	347	865	433	134	676	884	5	13,017
1st May, 1919 ..	127	2,534	4,843	46	1,171	291	751	331	109	626	875	5	10,627
1st June, 1919 ..	479	2,143	4,746	53	1,109	289	796	219	202	646	882	5	10,569
1st July, 1919 ..	541	1,829	4,841	54	968	145	759	326	173	636	784	2	11,050
1st August, 1919 ..	556	1,456	5,349	57	866	65	773	347	247	511	821	2	11,050
1st September, 1919	417	823	3,856	60	311	67	761	322	239	317	743	2	7,918
1st October, 1919..	159	355	3,796	47	323	39	745	149	262	232	851	3	6,961
1st November, 1919	121	390	3,655	38	289	11	750	99	181	167	767	2	6,470
1st December, 1919	151	276	3,432	36	484	12	781	133	147	73	980	3	6,508
1st January, 1920	131	182	2,999	29	385	15	774	137	123	18	954	4	5,751
1st February, 1920	68	171	3,089	31	493	14	1,039	138	112	15	963	5	6,138
1st March, 1920 ..	203	187	3,126	32	372	8	1,013	139	96	7	950	5	6,138
1st April, 1920 ..	6	1	†	†	†	†	†	†	72	6	†	†	†

Complete figures not available.

SECTION 23.

GROWTH OF THE ROYAL ARMY PAY DEPARTMENT AND CORPS, AND THE ARMY AUDIT STAFF.*

The subjoined tables show the development of the Army Pay Department, Army Pay Corps, and Army Audit Staff since the beginning of the War :—

Description.	1st Aug., 1914.	1st Jan., 1915.	1st July, 1915.	1st Jan., 1916.	1st July, 1916.	1st Mar., 1917.	1st Aug., 1917.	1st Oct., 1917.	1st Jan., 1918.	1st Aug., 1918.	1st Dec., 1918.	1st Feb., 1919.	1st April, 1919.	1st Aug., 1919.	1st Dec., 1919.	10th April, 1920.
ARMY PAY DEPARTMENT.—Strength at Home.																
Officers, Army Pay Department	151	165	167	165	167	207	227	233	221	254	291	325	379	351	306	206
Civilian Acting Paymasters	263	412	516	541	573	779	785	774	823	808	812	1,406	1,145	731	326
Lady Superintendents	13	100	148	139	136	138	140	130	241	279	252	108	32
Strength Abroad.																
Officers, Army Pay Department (including temporary officers).	31
France	36	64	101	117	138	144	134	144	134	131	166	160	75	42	9
Egypt	4	4	5	18	18	21	21	22	29	30	32	30	28	24	22
Mediterranean Expeditionary Force..	12	21
Salonica, now British Army of the Black Sea, Constantinople.	13	10	15	16	16	14	15	20	22	22	22	24	12
East Africa	2	3	2	2	2	2	2	2	2	2
South Africa	8	9	8	8	9	7	7	6	5	6	5	5
Other stations	16	15	16	12	15	15	15	17	22	22	29	29	36	34	50
Italy	11	18	17	21	18	11	11	2
Germany	32	30	19
ARMY PAY CORPS.—Strength at Home																
Army Pay Corps	585	4,176†	6,368	5,994	5,667	7,693	9,851	10,761	12,226	11,761	13,184	12,906	8,711	5,853	3,096	1,760
Civilian writers, &c... ..	299
Male civil clerks	1,815	2,665	1,752	1,345	959	1,011	990	990	997	923	3,354	8,896	7,679	6,009	4,500
Female clerks	479	4,556	9,304	11,920	14,594	15,119	16,081	17,532	18,758	25,603	28,472	20,434	11,070	4,255
Strength Abroad.																
Army Pay Corps (including S.E. clerks after 5th August, 1914).	134
France	75	299	472	521	534	595	584	577	585	1,063	982	838	408	184	23
Egypt	19	25	52	114	115	125	135	142	184	192	204	189	116	111	77
Mediterranean Expeditionary Force..	23	93	46	68	75	72
Salonica	72	78	83	84	77	94	103	78
East Africa	3	3	4	5	7	7	4	4	4	5
Other stations	87	83	94	96	100	125	110	145	139	167	137	147	242	274	344
Italy	68	79	71	65	70	83	34	15
Total	1,200	6,656	10,616	13,868	18,073	22,518	27,732	29,128	31,660	32,753	35,903	44,995	49,835	36,867	22,196	11,735

* The distinction of "Royal" was conferred by the King in recognition of "splendid work" during the war (Army Order 146 of April, 1920).

† Including S.E. clerks.

See also p. 225.

ARMY AUDIT STAFF.

Location.	August, 1914.		20th April, 1920.			
	Directing Staff.	Subordinate Staff.	Directing Staff.		Subordinate Staff.	
			Permanent.	Temporary.	Male.	Female.
War Office—						
Accounts Branches	31	34	42*	26	573	206
Finance and other Branches.	58†	27†	27†	..	14†	..
Lent to other Departments.	25	..	10	.
Local Audit Offices (at home).	85	146	53	43	342	112
Malta (closed 26th April, 1917).	8	7
Egypt			6	1	21	1
France (including Italy)	9	12	21	1
Mesopotamia	7	7	21	..
Constantinople	4	1	8	..
Cologne	2	..	1	..
South Africa	8	6	1
America	1
Total	190	220	177	90	1,011‡	320
Grand total ..	410		1,598			

* These figures include 11 members of the War Office Staff.

† Members of the Audit Staff only. The Branches are mainly manned by War Office Staff.

‡ Includes 10 soldier clerks.

SECTION 24.

FORMATION AND GROWTH OF THE ARMY PRINTING AND
STATIONERY SERVICES.

(April, 1920.)

The service originated with a Base Stationery Depôt which went overseas on mobilization in August, 1914, and it has expanded into a directorate charged with the production of printed matter and of aeroplane and other photographs for the forces in the field, and with the publicity service by which published orders and information from the War Office and Air Ministry and from branches and departments are distributed to the formations and units concerned, in addition to the original function of the supply of Army forms and books, stationery, and office equipment generally. To cope with the growth of the forces and these additional duties as an administrative secretariat the personnel in France has expanded as follows, and it is now distributed among 30 centres in Army areas, General Headquarters, and on the Lines of Communication :—

	Officers.	Other Ranks.
August, 1914	3	7
August, 1915	20	176
August, 1916	29	313
August, 1917	52	700
August, 1918	56	739
November, 1918	62	860

Branches have also been established serving the military forces in Italy, Egypt, Palestine, Mesopotamia, Salonica, and Malta, and the Royal Air Force in the Mediterranean, Adriatic, and Aegean, in addition to the Royal Air Force with Expeditionary Forces.

The department has always been a pioneer, and one of its activities, namely, the collection and salvage of waste paper, commenced in March, 1916, has expanded into a separate salvage organization for all purposes, to which Army Printing and Stationery Services waste-paper baling presses have now been transferred.

The department has had to adapt its facilities to the needs of Allied forces and foreign labour units serving with the British Armies at different times (which has included printing in French, Flemish, Indian languages, Chinese, &c.), and at one period it was serving a large American Army before the American Expeditionary Force developed its own services on similar lines.

1.—FRANCE AND BELGIUM.

The main divisions of the department are as follows :—

- (i.) Directorate Headquarters.
- (ii.) Printing and Photographic Company.
- (iii.) Publications Department.
- (iv.) Army Printing and Stationery Depôts.
- (v.) Typewriter Inspection and Repair Services.
- (vi.) Rubber Stamp Factory.
- (vii.) Technical Store.

(i.) *Directorate Headquarters.*

(a.) The service is controlled by a Director, who is stationed at General Headquarters, and is responsible to the Adjutant-General. Assisted by a Deputy Director and a Deputy-Assistant Director, he administers all branches in advance of General Headquarters and all branches attached to the Royal Air Force. He is also responsible for the co-ordination of questions affecting Army Printing and Stationery Services in other theatres of war.

(b.) The representative at each Army Headquarters is a Deputy-Assistant Director. He controls the Army Photographic Section and Printing Section and advises the staff of the Army Commander on all matters connected with the work of the Army Printing and Stationery Services.

(c.) By arrangement between the Air Council and the Army Council all the facilities given by the Army Printing and Stationery Services are made available for the Royal Air Force, and for this purpose the Director is responsible to the Air Ministry. He is represented at the Headquarters of the Royal Air Force and at the General Headquarters of the Independent Force by a Deputy-Assistant Director in

each case, and these officers administer printing, photographic and publications sections which are small replicas of those used by the British Armies in France. They are also generally responsible for the control of all Army Printing and Stationery Services matters within the forces to which they are attached.

(d.) The detailed administration of all branches on the Lines of Communication is entrusted to a second Deputy Director, who is assisted by an Assistant Director for the northern Lines of Communications and another for the southern. This Deputy Director also controls the issue of censor stamps, and typewriting and duplicating machines, and accounts for local purchase or sales to the Allies, and advises on the design and production of new printed forms in order to effect economy and standardization.

(ii.) *Printing and Photographic Company.*

(a.) The letterpress equipment of the original Expeditionary Force consisted of a hand-press brought over by the Royal Engineers. Work of any size had to be put out to local contract or sent to the War Office. The former was impossible in the case of secret and confidential documents and always inconvenient, and the latter led to delay, so that the first Army Printing and Stationery Services Press was established at Havre in July, 1915, and the second at Boulogne in January, 1916. The printing and photographic personnel has now expanded to 14 officers and 439 other ranks, and is divided into a headquarters and general headquarters section at General Headquarters; one section with each army headquarters; a process section for the line-block, half-tone, and three-colour illustrations required for training pamphlets, technical instructions, posters, &c.; a machinery gang for the erection and repair of all printing machinery; and two large presses on the Lines of Communication. The plant includes eight linotype machines. It is impossible to indicate in figures the growth of printing work, since there is no standard by which the complexity of different work may be measured, but all printing, however large, which may be required by the British Armies in France can be and is reproduced on the spot more quickly than would be possible from England. A volume such as the "Order of Battle," containing 120 foolscap pages closely filled with tabular matter, is printed and issued in 36 hours.

(b.) Aeroplane photography is a development of the war, and the small photographic equipment of the Royal Flying Corps was not adapted for reproducing quickly the large quantities found useful in the first Battle of the Somme, so that an experimental Army Printing and Stationery Services Photographic Section was opened for the Fourth Army in October, 1916, equipped to produce 5,000 whole-plate prints daily. This was so successful that a similar section was given to each Army, and the photographic work has extended to mosaics, panoramas, maps, and stereoscopic photographs for operations, and to the reproduction of all Graves Registration photographs, photographs of deserters and escaped prisoners, and general outdoor photography for training or record purposes.

The number of photographs taken or reproduced has grown as follows:—

1916	25,000
1917	2,095,750
1918 (to October)	2,244,750

The above figures are given in whole-plate equivalents for purposes of comparison

(iii.) *Publications Department.*

This originated in May, 1915, owing to the need for automatic issue of training pamphlets, &c., direct to all concerned without the delay of proceeding through the channels of command or the uncertainty of trusting to those concerned applying for what they required. It has rapidly extended into a "publicity service" for the whole army in France and is the machinery by which the vast majority of printed orders and informative circulars and pamphlets are issued, without trouble to the branches or departments originating them, directly to formations and units concerned, whether general or selected issue is required. The automatic distribution extends to those who afterwards may become concerned, and to amendments to the original document, and is applicable alike to secret documents of which only a few numbered copies exist and to instructional leaflets issued by the million.

The Publications Department machinery deals with all issues from the War Office and the Air Ministry, in addition to documents produced in France, and it has lately been extended to War Savings Campaign publicity and to the methods used for registering and securing the votes of soldier electors.

It is in itself one complete side of the military censorship system since it issues all censor stamps, green envelopes, and field service postcards automatically to those entitled to them on the authorized scales.

The growth of the department may be illustrated by the following figures representing the average number of separate packets despatched a week in—

August, 1915	29,000
August, 1916	84,000
August, 1917	179,000
August, 1918	349,950
October, 1918	393,950

(iv.) *Army Printing and Stationery Depôts.*

These represent the original work of the Army Printing and Stationery Services, but even that has greatly increased not only with the size of the force but also with the increasing complexity of its administration. One depôt has expanded to six to meet the growth of the British Armies in France, but whereas the original depôt on mobilization brought over 271 varieties of Army Forms and Books, there are now 1,104 varieties stocked in addition to many hundreds of special forms not registered as Army Forms; and the articles of stationery and equipment required in modern military offices have expanded in like proportion. The greatest difficulty of the depôts has been to maintain adequate supplies of essentials in spite of the increasing shortage of raw materials in England.

Electrical copiers for producing the ferrogallie and ferroprussiate prints required in engineering work, &c., are installed at certain depôts.

The number of stationery demands met by depôts in a month has increased as follows :—

August, 1914	176
August, 1915	14,760
August, 1916	21,279
August, 1917	27,443
August, 1918	36,373

(v.) *Typewriter Inspection and Repair Service.*

There is a base workshop at each depôt capable of heavy over-hauls, but in addition, a system of travelling mechanics was introduced in December, 1915, and there are now 21 mechanics, including 12 travelling mechanics with Armies, General Headquarters, and the Royal Air Force, many with motor bicycles, and each having a small workshop for light repairs at the headquarters to which he is attached and a travelling kit of tools. In this way over 7,200 machines are kept in repair and under supervision, so that the percentage of those scrapped as of no further use (including those destroyed by shell fire, lost in action, &c.) during the whole campaign has only been $2\frac{1}{2}$ per cent. of the total machines in use.

About 40,000 inspections and repairs have been carried out.

(vi.) *Rubber Stamp Factory.*

This manufactures all rubber stamps used by the Army and the Royal Air Force in France and Italy, including censor stamps. In the year ended October, 1918, 57,107 stamps were made at the factory.

(vii.) *Technical Store.*

This was instituted in 1917 to maintain adequate stocks of technical supplies, such as spare parts for printing machinery, engines, dynamos, and batteries for light and power generating plants; electrical accessories; papers, plates, and chemicals used in photography, printing, lithography, and all forms of process printing.

2.—OTHER THEATRES OF WAR.

There are branches of Army Printing and Stationery Services serving the military forces in Italy, Malta, Salonica, Egypt, Palestine, Mesopotamia, and the Royal Air Force in the Mediterranean and Middle East as well as the Royal Air Force with expeditionary forces. The branch in Egypt was opened in 1915, in Salonica in 1916, and in Italy in 1917. These branches reproduce the main features of the parent organization. There is an assistant director for Italy with a deputy-assistant director, another assistant director for Egypt and a deputy-assistant director for Salonica. There are depôts at

Army Printing and Stationery Services.

Genoa, Taranto, Salonica, Alexandria, Basra, and Bagdad, the two latter being under Indian administration except as to supplies received from England. The Taranto depôt, in addition to local services for the Mediterranean and Adriatic Royal Air Force, Malta, and South Italy, is the bulk store from which the depôts further east draw their supplies.

Owing to local conditions some Army Printing and Stationery Services have not developed as far in the East as in France, but there are Publications Sections in Italy and Egypt, and a Press Section and a Photographic Section at General Headquarters, Italy.

All supplies for the East are now sent overland and an Army Printing and Stationery Services Port Officer at Havre superintends the transit of stores for North Italy, while another at Cherbourg is in charge of those for South Italy and further East.

The activities of the Department described in the foregoing have been modified in the following respect :—

(a.) GERMANY.

At the signing of the Armistice, the following units moved with the British Army of the Rhine into the occupied territory :—

Photographic Section.
Printing Section.
Publication Section.
Army Printing and Stationery Depôt.
Typewriter Inspection and Repair Unit.

These units, first placed under a Deputy Director, and later under a Deputy-Assistant Director, in addition to their normal duties were required to deal with the production of the printing required in the occupied territories, *e.g.*, proclamations and notices to inhabitants. The requirements of the various Commissions operating in Germany are dealt with by the branch of the Department in Cologne.

(b.) FRANCE AND FLANDERS.

The work of the Department in France and Flanders increased very considerably with the Armistice, notably in connection with the Army Education Scheme, and the work of demobilization. The personnel of the Department was retained under the Special Army Order which declared them "machinery for demobilization." The distribution direct to units of millions of forms, the variety of form and numbers varying from day to day as different categories came up for release or preferential treatment, according to the industrial situation at home, entailed the addition of special staffs to the publicity branch of the Department and also special arrangements on the part of the Army Post Office to handle the greatly increased volume of correspondence.

The forward sections engaged on photographic work for operations were closed down with the exception of two sections—No. 2 being transferred to the Army of the Rhine, and No. 6 being handed over to the Director of Graves Registration and Enquiries for work on "Graves" photography.

(c.) ITALY.

The cessation of operations on the Italian front rendered the continuance of the photographic section unnecessary and this together with the units attached to General Headquarters were dispersed on the breakup of General Headquarters. The Depôt at Taranto, charged with the distribution of stores in bulk to Egypt, Salonica, Mesopotamia, &c., was dispersed after the distribution of the stocks eastward generally.

The depôt at Arquata, retained at a greatly reduced strength to deal with the requirements of British troops still in Italy, was disbanded in April, 1920.

(d.) SALÓNICA.

The units in this theatre of war were transferred to Constantinople for service with the Army of the Black Sea. The requirements of the various civil and military missions in Bulgaria, Roumania, Serbia, Turkey, and South Russia are met with by the units of the department in Constantinople.

(e.) EGYPT AND OCCUPIED TERRITORIES.

Owing to the political and military situation in Egypt and the occupied territories the work of the department has not materially changed. Additional duties have been assumed in connection with the supply of stores to the organizations charged with the administration of occupied enemy territories, &c.

DEMOBILIZATION.

The reduction of the Department has kept pace with the falling off of work consequent upon the progress of demobilization in the various theatres of war.

REDUCTIONS.

France—

Directorate Headquarters—

Director	Replaced by Assistant Director.
Deputy Directors (2)	{ One transferred to Rhine Army. One demobilized.
Assistant Directors (2)	
Deputy Assistant-Directors, General Headquarters and with Armies (6) ...	Demobilized.
Deputy Assistant - Director, Army Printing and Stationery Services, Headquarters, Royal Air Force ...	Demobilized.
Advanced Photographic Sections, Nos. 1, 3, 4 and 5	Demobilized.
No. 2	Transferred to Rhine Army.
No. 6	Transferred to the Director of Graves Registration and Enquiries.

Printing Presses—

General Headquarters	Demobilized.
First, Second, Third, Fourth and Fifth Armies	Demobilized.
Press "A"	Reduced—part transferred to Rhine Army.
Press "B"	Demobilized.
Royal Air Force... ..	Demobilized.
Publications, Boulogne	Reduced—part transferred to Rhine Army.

Publication Section, Headquarters, Royal Air Force

Demobilized.

Army Printing and Stationery Depôts—

Calais	Demobilized.
Havre	Demobilized.
Rouen	Demobilized.
No. 3 (Field)	Demobilized.
No. 4 (Field)	Demobilized.
Rubber Stamp Factory	Demobilized.
Technical Stores	Demobilized.
Port Officer, Havre	Transferred to Rotterdam.
Port Officer, Cherbourg	Transferred to Boulogne.

Italy—

Directorate Headquarters	Closed.
Deputy Director	Demobilized.
Deputy Assistant-Director	Demobilized.
Printing Press	Demobilized.
Photographic Section... ..	Demobilized.
Publications Department	Merged in Army Printing and Stationery Depôt, Arquata.
Depôt and Publications Department ...	Demobilized.
Taranto Depôt	Demobilized.

Salonica—

Depôt	Transferred to Constantinople.
--------------	--------------------------------

Egypt—

Directorate Headquarters	Assistant Director replaced by Deputy-Assistant Director.
---------------------------------	---

SECTION 25.

FORMATION AND GROWTH OF QUEEN MARY'S ARMY
AUXILIARY CORPS.

(1st April, 1920.)

On 9th April, 1918, the Secretary of the War Office issued the following notice :—
“ As a mark of Her Majesty's appreciation of the good services rendered by the Women's Army Auxiliary Corps both at Home and Abroad since its inauguration, and especially of the distinction which it has earned in France by its work for the Army during the recent fighting on the Western front, Her Majesty has been graciously pleased to assume the position and title of Commandant-in-Chief of the Corps, which in future will bear the name of Queen Mary's Army Auxiliary Corps.”

Women were first officially employed with the Army under special authority, dated 3rd August, 1915, given to the Cookery Section of the Women's Legion, and subsequently by Army Council Instruction 441 of 26th February, 1916, when members of the Women's Legion were engaged in various household duties in convalescent hospitals and as instructresses at military schools of cookery. By further instruction, authority was extended to officers' messes, &c., and ultimately to army formations generally, and by Army Council Instruction 221 of 7th February, 1917, to women drivers, &c., under the Motor Transport Section of the Women's Legion.

Towards the end of 1916 the attention of the Adjutant-General was drawn to the work which women were doing with the Army, and initial steps for considering the employment of women with the Army Overseas were taken by Lieutenant-General H. M. Lawson, who was instructed to examine into the question of releasing men on Lines of Communication, &c., for the front, and he urged, amongst other recommendations, the replacement of men by women.

In the meantime, conferences to consider the question of a Central Organization were held under the presidency, first of the Adjutant-General on 5th January, 1917, and later of the Secretary of State. These resulted in the decision to inaugurate the Women's Army Auxiliary Corps, and on 13th March, 1917, the first batch of women (mostly original members of the Women's Legion) was enrolled and provided with Identification Certificates prior to departure for France, on 4th April, under Army Council Instruction 537 of 28th March, 1917, authorizing the employment of women with the Army Overseas.

Several hundred women were sent Overseas before authority was given by Army Council Instruction 1069 of 7th July, 1917, to effect substitution of women for men at Home.

The Corps is administered by the Adjutant-General's Department, and its object is to effect substitution of women for soldiers in certain employments throughout units, formations and offices administered by the Army Council (other than the War Office, hospitals and those administered by the Finance Member) at Home and Overseas.

All women who join the Corps are required to enrol for service for the duration of the war, but should the war be over in less than a year from the date of enrolment, they will be liable to serve for at least a year. They may enrol :—

- (a.) For Home or Overseas service as required, the location resting with the Army Council.
- (b.) For Home Service only—
 - (i.) Mobile Members who may be employed where required.
 - (ii.) Immobile Members who live at, and may be employed anywhere in the vicinity of, their homes.

A woman who desires to enrol must apply by letter or in person direct to the nearest Employment Exchange. Subsequently she is interviewed by a Selection Board, and at the same time medically examined. If accepted by the Selection Board and passed as physically fit, she is enrolled. Then follows a short period of elementary drill and disciplinary training while resident in a Hostel at Home, and, if for Service Overseas, she is inoculated and vaccinated. The Member is then drafted either Overseas or to the Command at Home which requires her services, the category of employment being that for which she has been passed as qualified.

**Queen Mary's Army
Auxiliary Corps.**

206

Members, other than Controllers or Administrators, enrol for various definite classes of employment, at fixed rates of pay as laid down in the Regulations for the Queen Mary's Army Auxiliary Corps issued with Army Orders, dated 1st June, 1918. They are employed as clerks, typists, cooks, waitresses, qualified driver mechanics, storehouse women, packers, women for postal services, and also for technical employment with the Army Service Corps, &c.

Where possible (subject to paragraph (b) (ii.) above) Members are housed in Hostels, under the care and supervision of women Administrators. In other cases quarters are provided by the Military Authorities with the approval of and after inspection by an official of the Queen Mary's Army Auxiliary Corps.

Khaki uniform is provided for all Officials and Members proceeding Overseas and for all personnel at Home whose duty takes them regularly into barracks or camps. The conditions as regards hours of work are much the same as those in the Army. No woman under 20 years of age is accepted for service Overseas and 18 is the minimum for service at Home.

The number of Controllers and Administrators gazetted or serving on 1st April, 1920, is 28, 61 Members are serving Overseas, and 195 at Home, making a total of 284. At about the time of the Armistice, 11th November, 1918, the Corps was at its greatest strength, there were 1,058 Controllers and Administrators, 8,529 Members serving abroad, and 30,155 Members serving at Home, making a grand total of 39,742.

STRENGTH BY MONTHS.

Date.	Officers.	Other ranks.		Total.
		Abroad.	At Home.	
1917.				
August	2,377
September	2,280	815	3,095
October	2,900	2,340	5,240
November	462	3,496	12,310	16,228
December	397	4,105	15,696	20,198
1918.				
January	456	4,779	17,244	22,479
February
March	637	5,875	26,514	33,026
April	637	6,378	28,538	35,553
May	682	7,249	25,540	33,471
June	925	7,629	26,676	35,230
July	984	7,677	27,599	36,260
August	1,004	7,846	28,297	37,147
September	1,004	8,129	29,330	38,463
October	1,118	8,274	30,340	39,732
November	1,077	8,548	31,850	40,850
December	1,058	8,529	30,155	39,742
1919.				
January	1,081	8,037	28,875	37,993
February	1,059	8,016	26,557	35,632
March	961	8,019	23,228	32,208
April	935	7,657	21,148	29,740
May	850	7,280	18,999	27,129
June	782	6,979	17,278	25,039
July	740	6,850	16,337	23,927
August	721	6,155	13,141	20,017
September	684	5,996	12,471	19,151
October	643	4,676	9,163	14,482
November	518	2,471	4,720	7,709
December	208	1,876	1,451	3,535
1920.				
January	67	281	231	579
February	29	63	257	349
March	28	63	232	323
April*	28	61	195	284

* On 1st May, 1920, the Queen Mary's Army Auxiliary Corps ceased to exist. Two officials and 63 other ranks were to be retained with D.G.R. and E. at St. Pol until 31st July, 1920.

SECTION 26.

TABLES AND CHARTS SHOWING STRENGTH OF THE VARIOUS ARMS

These tables (pp. 207 to 228) showing the strength of the various arms during the War refer to British officers and other ranks only.

(a.) TABLE SHOWING THE STRENGTH OF THE HOUSEHOLD CAVALRY BY MONTHS SINCE AUGUST, 1914.

Date.	Officers.	Other ranks.	Total.
1914.—August	80	1,226	1,306
September	102	1,989	2,091
October	108	3,258	3,366
November	120	3,815	3,935
December	132	4,808	4,940
1915.—January	151	4,838	4,989
February	164	4,775	4,939
March	168	4,721	4,889
April	174	4,708	4,882
May	186	4,658	4,844
June	160	4,636	4,796
July	180	4,688	4,868
August	179	4,614	4,793
September	179	4,651	4,830
October	171	4,689	4,860
November	177	4,700	4,877
December	178	5,058	5,236
1916.—January	175	5,045	5,240
February	172	5,061	5,233
March	179	5,058	5,237
April	180	5,102	5,282
May	194	5,128	5,322
June	190	5,220	5,410
July	202	5,204	5,406
August	201	5,203	5,404
September	200	5,202	5,402
October	211	5,199	5,410
November	208	5,219	5,427
December	234	5,853	6,087
1917.—January	244	6,172	6,416
February	248	6,421	6,669
March	251	6,479	6,730
April	270	6,418	6,688
May	268	6,645	6,913
June	257	6,922	7,179
July	277	7,115	7,392
August	270	7,286	7,556
September	281	7,337	7,618
October	289	7,306	7,595
November	278	7,204	7,482
December	291	6,999	7,290
1918.—January	283	6,526	6,809
February	283	5,907	6,190
March	259	5,686	5,945
April	265	4,689	4,954
May	241	4,432	4,673
June	230	3,523	3,753
July	105	1,283	1,388
August	109	1,324	1,433
September	95	1,320	1,415
October	96	1,283	1,379
November	83	1,173	1,256
December	80	1,065	1,145
1919.—January	82	1,109	1,191
February	87	880	967
March	83	969	1,052
April	94	1,565	1,659
May	94	1,559	1,653
June	85	1,542	1,627
July	84	1,537	1,621
August	85	1,543	1,633
September	84	1,528	1,612
October	90	1,391	1,481
November	86	1,375	1,461
December	87	1,324	1,411
1920.—January	85	1,305	1,390
February	84	1,291	1,375
March.. .. .	83	1,285	1,368

Average monthly strength up to December, 1918—4,808 all ranks.

Strength of the
Cavalry and Yeomanry.

208

(b.) TABLE SHOWING THE STRENGTH OF THE CAVALRY AND YEOMANRY BY MONTHS
SINCE AUGUST, 1914.

Date.	Cavalry.		Yeomanry.		Total.
	Officers.	Other ranks.	Officers.	Other ranks.	
1914.—August	796	19,253	1,228	23,913	45,190
September	1,313	34,768	1,477	24,188	61,746
October	1,697	52,588	1,477	33,617	89,379
November	1,738	51,912	1,719	43,758	99,127
December	1,737	51,187	2,185	51,099	106,208
1915.—January	1,864	51,471	2,314	52,197	107,846
February	1,816	52,260	2,419	54,332	110,827
March	1,913	52,244	2,529	54,687	111,373
April	1,875	51,765	2,718	53,689	110,047
May	1,835	50,985	2,874	58,804	114,498
June	1,710	50,008	3,068	61,709	116,495
July	1,680	41,057	3,141	64,653	110,531
August	1,712	40,208	3,256	67,032	112,208
September	1,735	40,157	3,300	67,924	113,116
October	1,751	39,851	3,347	70,411	115,360
November	1,741	39,600	3,554	75,363	120,258
December	1,726	40,000	3,546	81,550	126,822
1916.—January	1,698	40,084	3,627	80,976	126,385
February	1,630	40,957	3,789	82,052	128,428
March	1,601	42,232	3,829	78,960	126,622
April	1,745	42,645	4,056	83,689	132,135
May	1,739	42,568	4,035	84,527	132,869
June	1,683	42,750	3,864	84,955	133,252
July	1,703	43,057	3,887	86,399	135,046
August	1,633	42,491	4,207	84,148	132,479
September	1,684	43,298	4,194	83,003	132,179
October	1,666	43,374	3,954	75,906	124,900
November	1,640	43,401	3,657	77,643	126,341
December	1,648	42,893	3,461	72,238	120,240
1917.—January	1,617	38,746	3,344	64,546	108,253
February	1,808	38,790	2,726	61,217	104,541
March	1,907	43,016	2,378	52,014	99,315
April	2,008	45,132	2,442	57,748	107,330
May	1,933	47,003	2,408	53,627	104,971
June	2,109	48,892	2,584	54,650	108,235
July	2,178	49,627	2,475	51,793	106,073
August	2,247	45,690	2,351	51,713	102,001
September	2,196	43,374	2,323	49,490	97,383
October	2,352	43,921	2,099	48,389	96,762
November*	4,435	88,413	92,843
December	4,373	86,185	90,558
1918.—January	4,120	82,786	86,906
February	3,986	79,750	83,736
March	3,922	79,207	83,129
April	3,926	79,378	83,304
May	3,921	86,332	90,253
June	4,010	87,591	91,601
July	4,009	86,314	90,323
August	3,898	80,543	84,441
September	3,750	75,428	79,178
October	3,854	72,842	76,696
November	3,681	70,405	74,086
December	3,510	69,177	72,687
1919.—January	3,306	65,973	69,279
February	2,954	61,971	64,925
March	2,486	50,624	53,110
April	2,127	40,955	43,082
May	1,826	32,600	34,426
June	1,673	28,271	29,944
July	1,448	27,255	28,703
August	1,247	26,592	27,839
September	1,054	27,067	28,181
October	943	26,283	27,226
November	891	24,131	25,022
December	855	20,558	21,713
1920.—January	820	18,438	19,258
February	825	18,153	18,978
March	841	18,061	18,902

* On and after this date all Yeomanry units were included with Cavalry.

Average monthly strength up to December, 1918—104,463 all ranks.

Strength of the
Royal Horse Artillery.(c.) TABLE SHOWING THE STRENGTH OF THE ROYAL HORSE ARTILLERY BY MONTHS
SINCE AUGUST, 1914, REGULARS AND TERRITORIAL FORCE COMBINED.

Date.	Officers.	Other ranks.	Total.
1914.—August	270	7,268	7,538
September	342	10,581	10,923
October	324	11,774	12,098
November	319	12,157	12,476
December	353	12,805	13,158
1915.—January	359	13,032	13,391
February	375	13,859	14,234
March	398	13,684	14,082
April	433	14,240	14,673
May	431	15,064	15,495
June	425	15,253	15,678
July	461	15,577	16,038
August	486	15,789	16,275
September	473	15,716	16,189
October	505	13,327	16,832
November	509	17,003	17,512
December	516	17,053	17,569
1916.—January	586	17,366	17,952
February	587	17,411	17,998
March	500	15,655	16,155
April	477	16,629	17,106
May	463	17,299	17,762
June	449	17,194	17,643
July	463	16,658	17,121
August	431	16,418	16,849
September	389	15,979	16,368
October	410	16,457	16,867
November	405	16,162	16,567
December	397	16,095	16,492
1917.—January	413	17,023	17,436
February	407	17,325	17,732
March	425	17,131	17,556
April	415	17,439	17,854
May	465	17,544	18,009
June	387	16,077	16,464
July	433	16,445	16,878
August	455	16,493	16,948
September	459	16,464	16,923
October	427	16,212	16,639
November	587	15,880	16,467
December	595	16,187	16,782
1918.—January	596	15,484	16,080
February	568	15,501	16,069
March	580	15,975	16,555
April	524	15,970	16,494
May	566	15,483	16,049
June	535	15,194	15,729
July	555	15,095	15,650
August	405	15,405	15,810
September	397	16,643	17,040
October	362	15,510	15,872
November	373	15,845	16,218
December	398	15,472	15,870
1919.—January	416	15,598	16,014
February	353	13,582	13,935
March	331	11,552	11,883
April	300	9,666	9,966
May	203	8,727	8,930
June	251	9,173	9,424
July	230	8,560	8,790
August	307	8,955	9,262
September	301	6,431	6,732
October	301	5,523	5,824
November	308	4,930	5,238
December	260	4,495	4,755
1920.—January	181	4,127	4,308
February	148	3,847	3,995
March	137	3,599	3,736

Average monthly strength up to December, 1918—15,784 all ranks.

See also p. 162.

**Strength of the
Royal Field Artillery.**

210

(d.) TABLE SHOWING THE STRENGTH OF THE ROYAL FIELD ARTILLERY BY MONTHS SINCE AUGUST, 1914, REGULARS AND TERRITORIAL FORCE COMBINED.

Date.	Officers.	Other ranks.	Total.
1914.—August	1,887	49,341	51,228
September	2,192	86,318	88,510
October	2,443	116,763	119,206
November	3,461	142,048	145,509
December	4,015	149,245	153,260
1915.—January	4,448	154,711	159,159
February	4,965	179,439	181,404
March	5,377	188,578	193,955
April	5,807	204,686	210,493
May	6,242	217,665	223,907
June	6,544	233,951	240,495
July	6,938	231,441	238,379
August	7,333	234,138	241,476
September	7,915	254,278	262,193
October	8,330	261,563	269,893
November	8,644	271,080	279,724
December	9,017	280,369	289,386
1916.—January	9,376	278,484	287,860
February	9,450	280,802	290,252
March	9,595	283,107	292,702
April	9,260	282,689	291,949
May	9,327	294,030	303,357
June	9,409	302,570	311,979
July	9,187	295,306	304,495
August	9,156	297,249	306,405
September	9,601	312,320	321,921
October	9,435	313,372	322,807
November	9,660	314,383	324,043
December	9,592	315,524	325,116
1917.—January	9,546	316,569	326,115
February	9,922	324,543	334,465
March	10,265	339,677	349,942
April	10,095	339,951	350,046
May	10,018	337,113	347,131
June	10,033	337,551	347,584
July	10,243	333,061	343,304
August	9,985	327,793	337,778
September	9,948	324,531	334,479
October	10,236	320,833	331,069
November	10,538	304,322	314,860
December	11,238	312,071	323,309
1918.—January	11,581	311,725	323,306
February	11,837	313,507	325,344
March	11,841	310,739	322,580
April	12,178	311,644	323,822
May	11,701	311,916	323,617
June	11,555	310,692	322,247
July	11,330	308,995	320,325
August	11,694	306,301	317,995
September	11,685	300,171	311,856
October	11,594	304,588	316,182
November	11,206	300,648	311,854
December	11,043	296,250	307,293
1919.—January	10,848	290,445	301,293
February	9,998	274,351	284,349
March	9,098	240,922	250,020
April	8,453	191,889	200,342
May	7,264	166,603	173,867
June	6,601	146,847	153,448
July	5,558	132,287	137,845
August	4,290	117,624	121,914
September	2,932	71,223	74,155
October	2,654	64,300	66,954
November	2,542	54,646	57,188
December	2,339	45,507	48,146
1920.—January	2,179	40,556	42,735
February	1,942	36,652	38,594
March.. .. .	1,850	34,219	36,069

Average monthly strength up to December, 1918—281,142 all ranks.
See also p. 162.

(e.) TABLE SHOWING THE STRENGTH OF THE ROYAL GARRISON ARTILLERY BY MONTHS
SINCE AUGUST, 1914, REGULARS AND TERRITORIAL FORCE COMBINED.

Date.	Officers.	Other ranks.	Total.
1914—August	1,174	26,101	27,275
September	1,312	30,167	31,479
October	1,380	42,292	43,672
November	1,541	46,149	47,690
December	1,676	53,212	54,888
1915.—January	1,825	54,626	56,451
February	1,928	55,558	57,486
March	2,096	55,579	57,675
April	2,253	55,873	58,126
May	2,365	56,320	58,685
June	2,377	56,653	59,030
July	2,440	56,058	58,498
August	2,498	56,426	58,924
September	2,571	58,971	61,542
October	2,771	60,859	63,630
November	3,066	68,413	71,479
December	3,662	67,613	71,275
1916.—January	3,369	76,883	80,252
February	3,503	76,973	80,476
March	3,470	76,816	80,286
April	3,487	80,213	83,700
May	3,377	83,344	86,721
June	3,524	91,331	94,855
July	3,659	107,361	111,020
August	3,803	116,646	120,449
September	3,946	122,724	126,670
October	4,124	126,429	130,553
November	4,058	130,411	134,469
December	4,200	135,120	139,320
1917.—January	4,398	136,336	140,734
February	4,952	143,914	148,866
March	5,274	146,199	151,473
April	5,503	148,305	153,808
May	5,707	154,483	160,190
June	5,953	159,880	165,833
July	6,243	165,507	171,750
August	6,351	167,812	174,163
September	6,444	171,047	177,491
October	6,357	173,573	179,930
November	7,374	176,844	184,218
December	7,530	177,626	185,156
1918.—January	7,721	179,978	187,699
February	8,151	183,814	191,965
March	8,430	186,110	194,540
April	9,026	187,743	196,769
May	8,783	192,114	200,897
June	9,244	194,655	203,899
July	9,432	196,041	205,473
August	9,552	196,971	206,523
September	9,770	196,086	205,856
October	9,523	194,678	204,201
November	9,512	191,484	200,996
December	9,551	189,425	198,976
1919.—January	9,530	186,091	195,621
February	8,281	180,479	188,760
March	7,202	170,405	177,607
April	6,044	127,131	133,175
May	5,149	100,994	106,143
June	4,102	87,296	91,398
July	3,677	76,175	79,852
August	3,369	66,595	69,964
September	2,952	58,463	61,415
October	2,351	47,883	50,234
November	1,968	34,553	36,526
December	1,642	29,453	31,095
1920.—January	1,534	25,821	27,355
February	1,435	21,531	22,966
March	1,399	18,279	19,678

Average monthly strength up to December, 1918—119,720 all ranks.

See also p. 162.

Strength of the
Royal Engineers.

212

(f.) TABLE SHOWING THE STRENGTH OF THE ROYAL ENGINEERS BY MONTHS SINCE
AUGUST, 1914, REGULARS AND TERRITORIAL FORCE COMBINED.

Date.	Officers.	Other ranks.	Total.
1914.—August	1,565	22,470	24,035
September	1,761	31,225	32,986
October	1,985	34,216	36,201
November	2,310	39,342	41,652
December	2,556	44,688	47,244
1915.—January	2,801	50,728	53,529
February	3,063	53,268	56,331
March	3,051	53,229	56,280
April	3,435	54,212	57,647
May	3,793	100,007	103,800
June	3,956	110,103	114,059
July	4,171	118,624	122,795
August	4,317	121,183	125,500
September	4,549	134,399	138,948
October	4,988	145,138	150,126
November	5,365	157,208	162,573
December	5,751	170,645	176,396
1916.—January	6,240	178,336	184,576
February	6,469	180,775	187,244
March	6,569	183,262	189,831
April	6,774	189,657	196,431
May	7,038	194,332	201,370
June	7,286	197,716	205,002
July	8,649	204,635	213,284
August	9,026	216,721	225,747
September	8,962	219,347	228,309
October	9,016	220,006	229,022
November	9,504	227,890	237,394
December	9,565	229,328	238,893
1917.—January	9,717	232,355	242,072
February	9,887	236,984	246,871
March	9,833	240,838	250,671
April	9,997	246,037	256,034
May	10,088	247,391	257,429
June	10,159	259,288	269,447
July	10,587	274,139	284,726
August	10,909	282,162	293,071
September	9,123	326,939	336,062
October	9,123	326,939	336,062
November	13,327	319,011	332,338
December	13,486	323,023	336,509
1918.—January	13,795	324,044	337,839
February	13,987	323,602	337,589
March	14,208	326,033	340,241
April	14,320	327,931	342,251
May	15,914	331,678	347,592
June	15,914	335,085	350,999
July	16,133	338,550	354,683
August	16,371	341,070	357,441
September	16,323	343,614	359,937
October	16,493	343,471	359,964
November	16,771	340,618	357,389
December	16,870	338,454	355,324
1919.—January	16,702	334,800	351,502
February	16,084	329,957	346,041
March	15,558	284,664	300,222
April	15,178	210,540	225,718
May	14,774	170,537	185,311
June	14,326	141,535	155,861
July	13,916	115,676	129,592
August	11,608	103,937	115,545
September	10,636	101,811	112,447
October	10,517	83,752	94,269
November	4,732	75,536	80,268
December	4,329	51,546	55,875
1920.—January	3,956	43,345	47,301
February	3,677	58,161	41,838
March	3,566	32,639	36,195

Average monthly strength up to December, 1918—206,974 all ranks.
See also p. 165.

(g.) TABLE SHOWING THE STRENGTH OF THE FOOT GUARDS BY MONTHS SINCE
AUGUST, 1914.

Date.	Officers.	Other ranks.	Total.
1914—August	276	7,036	7,312
September	416	16,715	17,131
October	458	22,521	22,979
November	484	23,775	24,259
December	466	25,264	25,730
1915—January	466	26,011	26,477
February	472	28,423	28,895
March	506	29,214	29,720
April ..	525	30,651	31,176
May ..	561	31,727	32,288
June ..	562	32,281	32,843
July	589	32,814	33,403
August	630	31,777	32,407
September	649	31,834	32,483
October	700	31,778	32,478
November	670	31,456	32,126
December	730	32,719	33,449
1916—January	759	33,045	33,804
February	820	33,322	34,142
March	858	33,598	34,456
April ..	871	34,140	35,011
May ..	899	34,260	35,159
June ..	928	34,126	35,054
July ..	981	34,467	35,448
August	969	34,270	35,239
September	1,029	34,352	35,381
October	947	34,152	35,099
November	936	35,026	35,962
December	964	36,111	37,075
1917—January	1,008	37,282	38,290
February	1,056	38,045	39,101
March	1,051	37,789	38,840
April ..	1,070	38,426	39,496
May ..	1,062	38,215	39,277
June ..	1,103	38,385	39,488
July ..	1,094	38,730	39,824
August	1,150	38,213	39,363
September	1,105	37,294	38,399
October	1,141	36,550	37,691
November	1,155	35,380	36,535
December	1,117	35,164	36,281
1918—January	1,137	33,993	35,130
February	1,153	33,556	34,709
March	1,209	33,428	34,637
April ..	1,207	33,915	35,122
May ..	1,183	36,003	37,186
June ..	1,201	41,713	42,914
July ..	1,488	47,619	49,107
August	1,536	47,158	48,694
September	1,522	46,347	47,869
October	1,607	44,835	46,442
November	1,598	43,928	45,526
December	1,555	42,988	44,543
1919—January	1,494	38,566	40,060
February	1,403	31,063	32,466
March	1,242	21,600	22,842
April ..	1,069	15,030	16,099
May ..	958	11,430	12,388
June ..	824	10,897	11,721
July ..	739	10,967	11,706
August	658	11,028	11,686
September	630	11,031	11,661
October	572	9,604	10,176
November	531	7,427	7,958
December	460	6,680	7,140
1920—January	420	6,460	6,880
February	389	6,783	7,172
March	383	7,065	7,448

Average monthly strength up to December, 1918—34,185 all ranks.

Strength of the
Infantry of the Line.

214

(h.) TABLE SHOWING THE STRENGTH OF THE INFANTRY OF THE LINE BY MONTHS SINCE AUGUST, 1914, REGULARS* AND TERRITORIAL FORCE COMBINED.

Date.	Officers.	Other ranks.	Total.
1914—August	9,675	289,667	299,342
September	13,265	559,941	573,206
October	18,735	878,645	897,380
November	24,607	1,007,949	1,032,556
December	29,061	1,105,514	1,134,575
1915—January	32,289	1,135,385	1,167,674
February	34,894	1,202,626	1,237,520
March	37,526	1,229,673	1,267,199
April	39,962	1,231,608	1,271,570
May	43,342	1,277,070	1,320,412
June	44,250	1,287,328	1,331,578
July	46,259	1,331,706	1,377,965
August	48,426	1,372,252	1,420,678
September	50,620	1,393,365	1,443,985
October	52,329	1,407,304	1,459,633
November	53,338	1,421,062	1,474,400
December	55,003	1,488,935	1,543,938
1916—January	57,740	1,499,302	1,557,042
February	59,913	1,514,320	1,574,233
March	60,610	1,557,071	1,617,681
April	59,932	1,588,134	1,648,066
May	60,262	1,645,328	1,705,590
June	58,562	1,700,119	1,758,681
July	58,662	1,784,930	1,843,592
August	54,716	1,777,133	1,831,849
September	54,426	1,786,352	1,840,778
October	51,612	1,845,465	1,897,077
November	52,729	1,870,243	1,922,972
December	54,341	1,881,216	1,935,557
1917—January	55,216	1,890,033	1,945,249
February	56,231	1,919,903	1,976,134
March	57,149	1,964,275	2,021,424
April	60,214	2,002,474	2,062,688
May	60,051	2,003,637	2,063,688
June	60,267	1,880,451	1,940,718
July	61,143	1,833,148	1,894,291
August	63,236	1,834,244	1,897,530
September	63,491	1,803,127	1,866,618
October	65,231	1,785,913	1,851,144
November	66,610	1,774,321	1,841,431
December	67,694	1,737,907	1,805,601
1918—January	66,834	1,633,895	1,750,729
February	68,258	1,670,353	1,738,611
March	68,966	1,646,599	1,715,565
April	69,088	1,606,352	1,675,440
May	64,547	1,597,305	1,661,852
June	65,508	1,598,246	1,663,754
July	65,345	1,628,119	1,693,464
August	66,153	1,659,631	1,725,784
September	65,893	1,642,568	1,708,461
October	63,908	1,620,345	1,684,253
November	62,087	1,576,426	1,638,513
December	59,249	1,546,208	1,605,457
1919—January	58,366	1,511,193	1,569,559
February	55,197	1,401,754	1,456,951
March	50,393	1,174,018	1,224,411
April	43,306	833,360	876,666
May	34,923	692,632	727,555
June	30,066	625,706	655,772
July	26,239	591,001	617,240
August	23,184	567,153	590,337
September	20,757	549,854	570,611
October	18,024	491,914	509,938
November	15,244	409,206	424,450
December	12,296	320,672	332,968
1920—January	10,394	270,050	280,444
February	9,270	244,451	253,721
March	8,311	223,756	232,067

* Special Reserve included.

Average monthly strength up to December, 1918—1,547,464 all ranks.

(i.) TABLE SHOWING THE STRENGTH OF THE CYCLISTS CORPS BY MONTHS SINCE
AUGUST, 1914.

Date.	Officers.	Other ranks.	Total.
1914—September	200	4,080	4,280
October	319	6,072	6,391
November	378	9,986	10,364
December	511	12,590	13,101
1915—January	591	15,478	16,069
February	749	20,740	21,489
March.. .. .	836	23,312	24,148
April	941	23,602	24,543
May	996	25,784	26,780
June	1,044	25,838	26,882
July	1,069	26,916	27,985
August	1,112	28,029	29,141
September	1,189	29,001	30,190
October	1,195	29,162	30,357
November	1,238	29,644	30,882
December	1,297	30,616	31,913
1916—January	1,410	31,081	32,491
February	1,473	31,922	33,395
March.. .. .	1,343	28,716	30,059
April	1,338	29,342	30,680
May	1,299	29,540	30,839
June	1,297	29,530	30,827
July	1,276	27,857	29,133
August	1,196	22,259	23,455
September	1,189	27,602	28,791
October	1,091	23,787	24,878
November	957	22,841	23,798
December	1,190	28,534	29,724
1917—January	1,175	27,662	28,837
February	1,220	27,724	28,944
March.. .. .	1,145	27,794	28,939
April	1,141	28,103	29,244
May	1,133	28,359	29,492
June	1,132	28,156	29,288
July	1,166	26,803	27,969
August	1,061	26,223	27,284
September	967	25,659	26,626
October	829	24,175	25,004
November	839	24,460	25,299
December	1,088	22,266	23,354
1918—January	1,104	21,069	22,173
February	1,109	20,175	21,284
March.. .. .	1,048	19,382	20,430
April	1,047	20,006	21,053
May	980	20,382	21,362
June	919	20,869	21,788
July	766	17,352	18,118
August	729	15,553	16,282
September	725	15,829	16,554
October	787	14,816	15,603
November	769	14,325	15,094
December	670	12,309	12,979
1919—January	523	10,485	11,008
February	445	10,430	10,875
March.. .. .	380	7,043	7,423
April	352	6,643	6,995
May	204	3,667	3,871
June	157	2,576	2,733
July	138	2,501	2,639
August	115	2,299	2,414
September	106	1,981	2,087
October	102	1,818	1,920
November	67	1,373	1,440
December	21	705	726
1920—January	13	183	196
February	5	117	122
March	5	88	93

Average monthly strength up to December, 1918—22,561 all ranks.

See also p. 173.

(j.) TABLE SHOWING THE STRENGTH OF THE MACHINE-GUN CORPS, CAVALRY,
BY MONTHS SINCE JUNE, 1916.

Date.	Officers.	Other ranks.	Total.
1916.			
June	576	576
July	1,764	1,764
August	2,304	2,304
September	8	2,412	2,420
October	158	2,701	2,859
November	194	2,975	3,169
December	197	3,016	3,213
1917.			
January	167	3,402	3,569
February	173	3,373	3,546
March	246	3,838	4,084
April	241	4,157	4,398
May	256	4,733	4,989
June	302	5,656	5,958
July	268	6,007	6,275
August	303	5,597	5,900
September	303	5,506	5,809
October	323	6,455	6,778
November	318	6,567	6,885
December	274	6,569	6,843
1918.			
January	295	6,590	6,885
February	316	7,258	7,574
March	344	7,250	7,594
April	344	7,232	7,576
May	311	7,330	7,641
June	336	7,301	7,637
July	333	7,567	7,900
August	329	7,521	7,850
September	318	7,492	7,810
October	315	7,757	8,072
November	312	7,571	7,883
December	311	7,555	7,866
1919.			
January	315	7,588	7,903
February	266	6,831	7,097
March	235	5,421	5,656
April	212	4,132	4,344
May	163	3,107	3,275
June	165	2,580	2,745
July	146	2,582	2,728
August	141	2,780	2,921
September	126	2,679	2,805
October	115	2,531	2,646
November	110	2,531	2,641
December	89	2,218	2,307
1920.			
January	77	1,852	1,929
February	70	1,611	1,681
March	68	1,525	1,593

Average monthly strength up to December, 1918—5,600 all ranks.

See also p. 176.

**Strength of the
Machine-Gun Corps, Infantry.**

(k.) TABLE SHOWING THE STRENGTH OF THE MACHINE-GUN CORPS, INFANTRY.
BY MONTHS SINCE FEBRUARY, 1916.

Date.				Officers.	Other ranks.	Total.
1916—	February	153	3,333	3,536
	March	171	8,926	9,097
	April	340	16,687	17,027
	May	583	20,797	21,380
	June	1,104	30,000	31,104
	July	1,170	30,940	32,110
	August	902	32,670	33,572
	September	1,369	33,772	35,141
	October	1,907	42,145	44,052
	November	2,126	51,385	53,511
	December	2,261	51,898	54,159
1917—	January	2,612	55,107	57,719
	February	3,882	57,538	60,920
	March	3,450	60,787	64,237
	April	3,514	63,137	66,651
	May	3,842	66,158	70,000
	June	4,494	69,653	74,147
	July	4,587	70,318	74,905
	August	4,540	69,415	73,955
	September	4,555	72,105	76,660
	October	4,960	73,763	78,723
	November	4,940	76,163	81,103
	December	4,944	79,280	84,224
1918—	January	5,146	80,099	85,245
	February	5,417	83,147	88,564
	March	5,553	85,813	91,366
	April	5,598	89,398	94,996
	May	5,600	95,866	101,466
	June	5,489	99,974	105,463
	July	5,690	101,571	107,261
	August	6,014	108,240	114,254
	September	6,146	110,642	116,788
	October	5,862	114,910	120,772
	November	5,956	114,030	119,986
	December	6,289	113,493	119,782
1919—	January	6,065	108,769	114,834
	February	5,136	101,713	106,849
	March..	4,322	81,455	85,777
	April	3,657	56,091	59,748
	May	2,845	45,257	48,102
	June	2,578	41,243	43,821
	July	2,405	37,474	39,879
	August	2,174	35,569	37,743
	September	1,964	33,482	35,446
	October	1,542	31,901	33,443
	November	1,147	24,048	25,195
	December	1,078	17,553	18,631
1920—	January	1,046	17,498	18,544
	February	755	13,473	14,228
	March	621	13,770	14,391

Although the Machine-Gun Corps was formed by Royal Warrant on 11th October, 1915, no transfers took place to the Corps until February, 1916, with the result that considerable numbers of men who were trained as machine gunners in 1915, were on discharge from hospital in early 1916 returned to their original Reserve Units and consequently lost to the Corps.

The Training Centre consequently was in the early days obliged to train more men than were in reality necessary owing to the loss of trained men being returned to Infantry Units.

Average monthly strength up to December, 1918—70,851 all ranks.

See also p. 174.

Strength of the
Machine-Gun Corps, Motors.

218

(L.) TABLE SHOWING THE STRENGTH OF THE MACHINE-GUN CORPS, MOTORS, BY
MONTHS SINCE JANUARY, 1915.

Date.				Officers.	Other ranks.	Total.
1915—	January	37	459	496
	February	55	481	536
	March..	48	371	419
	April	76	758	834
	May	80	806	886
	June	85	1,558	1,643
	July	97	1,748	1,845
	August	114	2,014	2,128
	September	118	2,466	2,584
	October	136	2,453	2,589
	November	169	2,429	2,598
	December	169	2,963	3,132
1916—	January	151	2,917	3,068
	February	227	2,918	3,145
	March..	159	2,936	3,095
	April	141	3,578	3,719
	May	81	2,898	2,979
	June	81	2,247	2,328
	July	180	1,045	1,225
	August	170	2,916	3,086
	September	173	2,935	3,108
	October	122	1,355	1,477
	November	228	2,422	2,650
	December	161	1,664	1,825
1917—	January	165	1,674	1,839
	February	152	1,497	1,649
	March..	147	1,544	1,691
	April	162	1,555	1,717
	May	145	1,618	1,763
	June	123	1,305	1,428
	July	132	1,461	1,593
	August	126	1,373	1,499
	September	139	1,391	1,530
	October	137	1,454	1,591
	November	133	1,436	1,569
	December	127	1,351	1,478
1918—	January	130	1,631	1,761
	February	150	1,842	1,992
	March..	152	1,767	1,919
	April	151	2,048	2,199
	May	146	2,255	2,401
	June	170	2,269	2,439
	July	159	2,267	2,426
	August	164	2,269	2,433
	September	163	2,254	2,417
	October	155	2,253	2,408
	November	159	2,237	2,396
	December	151	2,213	2,364
1919—	January	149	2,220	2,369
	February	144	1,958	2,102
	March..	121	1,737	1,858
	April	135	1,295	1,430
	May	116	925	1,041
	June	117	949	1,066
	July	111	1,005	1,116
	August	112	1,005	1,117
	September	96	993	1,089
	October	103	973	1,076
	November	102	1,008	1,110
	December	95	865	960
1920—	January	69	579	648
	February	54	525	579
	March	44	520	564

Average monthly strength up to December, 1918—2,039 all ranks.

See also p. 174.

(m.) TABLE SHOWING THE STRENGTH OF THE TANK CORPS, FORMERLY MACHINE-GUN
CORPS (HEAVY), BY MONTHS SINCE MAY, 1916.

Date.	Officers.	Other ranks.	Total.
1916.			
May	133	1,069	1,202
June	58	1,531	1,589
July	198	1,625	1,823
August	181	1,621	1,802
September	185	1,597	1,782
October	179	1,651	1,830
November	172	1,937	2,109
December	515	4,063	4,578
1917.			
January	645	5,621	6,266
February	953	7,188	8,141
March.. .. .	1,251	8,466	9,717
April	1,310	9,587	10,897
May	1,249	9,555	10,804
June	1,249	9,491	10,740
July	1,208	10,407	11,615
August	1,247	12,484	13,731
September	1,662	12,984	14,646
October	1,931	13,048	14,979
November	1,994	12,998	14,992
December	2,190	12,307	14,497
1918			
January	2,321	13,503	15,824
February	2,355	16,605	18,960
March.. .. .	2,623	17,550	20,173
April	2,730	18,985	21,715
May	2,894	19,570	22,464
June	2,771	19,511	22,282
July	2,766	19,310	22,076
August	2,837	19,229	22,116
September	2,848	20,798	23,646
October	2,744	23,716	26,460
November	2,801	25,498	28,299
December	2,956	25,828	28,784
1919.			
January	2,995	25,037	28,032
February	2,667	20,053	22,720
March.. .. .	1,903	11,737	13,640
April	1,979	9,736	11,715
May	1,603	8,586	10,189
June	1,173	7,720	8,893
July	1,061	7,725	8,786
August	1,047	8,608	9,655
September	945	9,173	10,118
October	814	7,159	7,973
November	688	6,731	7,419
December	612	5,649	6,261
1920.			
January	531	5,126	5,656
February	457	4,896	5,353
March	404	4,681	5,085

Average monthly strength up to December, 1918—11,554 all ranks.

See also p. 178.

(n.) TABLE SHOWING THE STRENGTH OF THE LABOUR CORPS BY MONTHS SINCE
JUNE, 1917.

Date.	Officers.	Other ranks.	Total.
1917.			
June	813	110,002	110,815
July	1,241	191,420	192,661
August	1,684	227,235	228,919
September	2,355	252,906	255,261
October	2,617	259,987	262,604
November	2,961	271,375	274,336
December	3,359	305,987	309,346
1918.			
January	3,624	331,830	335,454
February	4,005	339,463	343,468
March	4,062	344,493	348,555
April	3,527	347,574	351,101
May	4,158	344,949	349,107
June	4,007	347,847	351,854
July	4,162	348,706	352,868
August	4,084	351,003	355,087
September	4,317	373,113	377,430
October	4,352	381,965	386,317
November	4,957	384,938	389,895
December	5,059	387,999	393,058
1919.			
January	5,217	390,717	395,934
February	5,117	365,949	371,066
March	5,107	299,993	305,100
April	4,744	238,683	243,427
May	4,055	186,924	190,979
June	3,789	141,979	145,768
July	3,937	128,488	132,425
August	3,791	102,677	106,468
September	3,764	92,051	95,815
October	3,573	84,425	87,998
November	3,373	67,058	70,431
December	3,185	45,572	48,757
1920.			
January	2,142	33,927	36,069
February	1,706	29,304	31,010
March	1,023	22,069	23,092

Average monthly strength up to December, 1918—310,722 all ranks.

See also p. 160.

Strength of the
Royal Army Service Corps.(o.) TABLE SHOWING THE STRENGTH OF THE ROYAL ARMY SERVICE CORPS BY MONTHS
SINCE AUGUST, 1914, REGULARS AND TERRITORIAL FORCE COMBINED.

Date.	Officers.	Other ranks.	Total.
1914—August	819	13,672	14,491
September	978	30,526	31,504
October	1,401	32,957	34,358
November	1,550	41,124	42,674
December	1,704	52,351	54,055
1915—January	1,771	58,906	60,677
February	3,049	63,235	66,287
March.. .. .	2,932	69,591	72,523
April	3,438	70,008	73,446
May	3,831	*124,252	128,083
June	4,123	136,462	140,585
July	4,502	148,888	153,390
August	4,751	155,115	159,866
September	4,893	161,040	165,933
October	5,160	168,772	173,932
November	5,450	180,091	185,541
December	5,639	193,587	199,226
1916—January	5,828	198,753	204,581
February	5,969	202,015	207,984
March.. .. .	6,034	204,756	210,810
April	6,135	208,628	214,763
May	6,261	214,927	221,188
June	6,475	219,700	226,175
July	6,669	228,108	234,777
August	6,772	284,736	291,508
September	6,859	244,723	251,582
October	6,947	258,077	265,024
November	7,687	276,454	284,141
December	8,295	287,431	295,726
1917—January	8,465	295,467	303,932
February	8,596	296,586	305,182
March.. .. .	8,687	300,928	309,615
April	8,934	301,370	310,304
May	9,035	308,084	317,119
June	9,294	314,127	323,421
July	9,822	315,017	324,829
August	9,680	314,552	324,232
September	9,916	304,613	314,529
October	10,136	303,298	313,434
November	10,329	302,311	322,640
December	10,430	302,308	312,738
1918—January	10,636	302,736	313,372
February	10,689	306,337	317,026
March.. .. .	10,858	307,842	318,700
April	10,949	311,442	322,391
May	11,038	312,450	322,351
June	11,234	313,535	324,759
July	11,312	314,690	326,002
August	11,456	314,693	326,149
September	11,480	316,123	327,603
October	11,471	315,823	327,294
November	11,564	314,824	326,388
December	11,727	314,863	326,590
1919—January	11,686	314,216	325,902
February	11,110	310,216	321,326
March.. .. .	10,520	284,556	295,076
April	8,433	226,638	235,071
May	7,732	187,391	195,123
June	7,204	153,263	160,467
July	6,364	124,827	131,191
August	5,937	111,249	117,186
September	4,876	101,149	106,025
October	4,414	82,665	86,479
November	3,702	70,628	74,330
December	3,803	52,341	56,144
1920—January	3,241	43,282	46,523
February	2,787	41,345	44,132
March.. .. .	2,454	37,323	39,777

* During the months of September, 1914, to April, 1915, no records were rendered for "New Armies."

Average monthly strength up to December, 1918—230,733, all ranks.

See also p. 181.

**Strength of the
Royal Army Medical Corps.**

222

(p.) TABLE SHOWING THE STRENGTH OF THE ROYAL ARMY MEDICAL CORPS BY MONTHS
SINCE AUGUST, 1914, REGULARS AND TERRITORIAL FORCE COMBINED.

Date.				Officers.	Other ranks.	Total.
1914—	August	1,509	16,331	17,840
	September	1,629	26,354	27,983
	October	1,827	41,411	43,238
	November	3,169	54,891	58,060
	December	3,705	64,100	67,805
1915—	January	4,132	67,169	71,301
	February	4,380	70,171	74,551
	March	4,884	74,716	79,600
	April	4,946	77,772	82,718
	May	5,537	78,729	84,266
	June	6,254	81,444	87,698
	July	6,808	82,705	89,513
	August	7,528	86,491	94,019
	September	7,969	91,496	99,465
	October	8,336	95,719	104,055
	November	8,898	104,109	113,007
	December	9,152	112,263	121,415
1916—	January	9,432	115,147	124,579
	February	9,876	114,992	124,868
	March	10,020	115,859	125,879
	April	10,137	115,921	126,058
	May	10,448	115,571	126,019
	June	10,519	115,614	126,133
	July	10,669	114,939	125,608
	August	10,612	111,673	122,285
	September	11,124	113,022	124,146
	October	11,211	111,358	122,569
	November	11,242	115,513	126,555
	December	11,160	117,530	128,690
1917—	January	11,039	115,121	126,160
	February	10,698	118,951	129,649
	March	10,789	117,779	128,568
	April	10,786	116,329	127,115
	May	10,791	119,742	130,533
	June	10,918	122,883	133,801
	July	11,067	122,898	133,965
	August	11,148	123,610	134,758
	September	11,094	125,549	136,643
	October	11,069	128,272	139,341
	November	10,983	128,643	139,626
	December	10,859	128,750	139,609
1918—	January	10,847	128,330	139,177
	February	10,730	129,473	140,203
	March	10,669	131,071	141,740
	April	12,432	132,969	145,401
	May	11,694	122,290	143,984
	June	11,674	130,958	142,632
	July	11,684	130,899	142,583
	August	11,633	130,900	142,533
	September	11,578	130,041	141,619
	October	11,527	128,715	140,242
	November	11,383	126,634	138,017
	December	11,193	127,831	139,024
1919—	January	10,948	129,059	140,007
	February	10,398	125,123	135,521
	March	10,063	119,083	129,146
	April	9,169	103,717	112,886
	May	7,877	85,020	92,897
	June	7,047	68,931	75,978
	July	6,481	56,551	63,032
	August	6,400	46,877	53,277
	September	5,796	41,020	46,816
	October	5,536	35,122	40,658
	November	5,370	30,674	36,044
	December	5,481	25,768	31,249
1920—	January	3,211	21,875	25,086
	February	2,966	15,103	18,069
	March..	2,910	12,267	15,177

Average monthly strength up to December, 1918—106,228, all ranks.

See also p. 185.

**Strength of the
Royal Army Ordnance Corps.**

(g.) TABLE SHOWING THE STRENGTH OF THE ROYAL ARMY ORDNANCE CORPS
BY MONTHS SINCE AUGUST, 1914.

Date.	Officers.	Other ranks.	Total.
1914—August	233	2,272	2,505
September	292	3,402	3,694
October	369	3,679	4,048
November	441	3,758	4,199
December	464	3,826	4,290
1915—January	515	3,890	4,405
February	641	3,869	4,510
March	715	3,929	4,644
April	754	8,772	9,526
May	790	10,059	10,849
June	820	11,348	12,168
July	867	11,840	12,707
August	912	12,188	13,100
September	937	12,523	13,460
October	1,016	12,914	13,930
November	1,051	16,254	17,305
December	1,114	17,702	18,816
1916—January	1,180	18,011	19,191
February	1,226	18,287	19,513
March	1,251	18,422	19,673
April	1,287	19,280	20,567
May	1,287	20,160	21,447
June	1,334	21,451	22,785
July	1,369	22,390	23,759
August	1,406	23,058	24,464
September	1,426	24,605	26,031
October	1,448	25,738	27,186
November	1,480	26,258	27,738
December	1,516	27,020	28,536
1917—January	1,531	27,731	29,262
February	1,601	27,467	29,068
March	1,601	28,369	29,970
April	1,635	29,718	31,353
May	1,662	30,401	32,063
June	1,727	31,184	32,911
July	1,746	31,839	33,585
August	1,770	32,783	34,553
September	1,785	33,287	35,072
October	1,815	33,580	35,395
November	1,838	33,689	35,527
December	1,854	33,876	35,730
1918—January	1,866	34,514	36,380
February	1,905	34,578	36,483
March	1,928	35,389	37,317
April	1,972	36,069	38,041
May	2,015	36,762	38,777
June	2,065	37,085	39,150
July	2,090	37,028	39,118
August	2,102	37,342	39,444
September	2,165	37,666	39,831
October	2,218	38,133	40,351
November	2,253	38,193	40,446
December	2,253	38,480	40,733
1919—January	2,266	39,190	41,456
February	2,309	38,771	41,080
March	2,306	36,198	38,504
April	2,394	32,229	34,623
May	2,343	27,365	29,708
June	2,151	23,536	25,687
July	2,107	22,142	24,249
August	2,044	22,162	24,206
September	2,009	20,211	22,220
October	1,954	16,388	18,342
November	1,827	14,314	16,141
December	1,666	11,487	13,153
1920—January	1,365	9,434	10,799
February	1,226	7,918	9,144
March	1,137	7,643	8,780

Average monthly strength up to December, 1918—22,680, all ranks.

See also p. 195.

Strength of the
Royal Army Veterinary Corps.

224

(r.) TABLE SHOWING THE STRENGTH OF THE ROYAL ARMY VETERINARY CORPS
BY MONTHS SINCE AUGUST, 1914, REGULARS AND TERRITORIAL FORCE COMBINED.

Date.	Officers.	Other ranks.	Total.
1914—August	300	208	508
September	304	735	1,039
October	341	871	1,212
November	344	1,253	1,597
December	352	1,947	2,299
1915—January	354	3,231	3,585
February	358	5,228	3,586
March	365	5,684	6,049
April	455	6,450	6,905
May	505	8,183	8,688
June	516	9,759	10,275
July	615	11,033	11,648
August	615	12,027	12,642
September	620	12,631	13,251
October	620	12,657	13,277
November	641	13,256	13,897
December	686	14,739	15,425
1916—January	709	15,130	15,839
February	742	16,018	16,760
March	746	16,132	16,878
April	712	16,903	17,615
May	725	18,482	19,207
June	757	18,839	19,596
July	793	19,282	20,075
August	810	20,080	20,890
September	838	20,880	21,718
October	843	21,970	22,813
November	848	22,091	22,939
December	856	21,898	22,754
1917—January	1,239	23,203	24,442
February	1,247	23,716	24,963
March	1,254	24,168	25,422
April	1,258	24,575	25,833
May	1,267	25,660	26,927
June	1,270	26,777	28,047
July	1,281	27,907	29,188
August	1,284	27,751	29,035
September	1,287	27,899	29,186
October	1,287	27,977	29,264
November	1,298	27,853	29,151
December	1,300	27,756	29,056
1918—January	1,307	27,598	28,905
February	1,308	27,653	28,961
March	1,327	27,067	28,394
April	1,333	28,119	29,452
May	1,335	27,880	29,215
June	1,336	27,784	29,120
July	1,336	27,217	28,553
August	1,349	27,193	28,542
September	1,354	26,943	28,297
October	1,354	26,568	27,922
November	1,356	26,115	27,471
December	1,357	25,764	27,121
1919—January	1,348	25,124	26,472
February	1,298	25,578	26,876
March	1,213	22,305	23,518
April	1,122	19,582	20,704
May	860	16,598	17,458
June	747	11,666	12,413
July	701	10,100	10,801
August	670	8,561	9,231
September	616	6,376	6,992
October	571	4,630	5,201
November	489	3,540	4,029
December	429	2,662	3,091
1920—January	397	2,038	2,435
February	372	1,874	2,246
March.. .. .	347	1,502	1,849

Average monthly strength up to December, 1918—18,655, all ranks.

See also p. 187.

Strength of the Royal
Army Pay Corps.(s.) TABLE SHOWING THE STRENGTH OF THE ROYAL ARMY PAY CORPS BY MONTHS
SINCE AUGUST, 1914.

Date.	Other ranks only.	Date.	Other ranks only.
1914.		1917.	
August	575	January	6,020
September	1,119	February	6,603
October	1,213	March	6,871
November	2,233	April	7,230
December	3,147	May.. .. .	7,677
		June.. .. .	7,864
		July.. .. .	8,183
		August	8,454
		September	8,888
		October	9,754
		November	10,391
		December	11,477
1915.		1918.	
January	4,176	January	12,698
February	4,575	February	12,994
March	5,053	March	13,255
April	5,643	April	13,346
May	5,922	May	12,984
June	5,933	June.. .. .	12,896
July.. .. .	6,368	July	12,865
August	6,642	August	12,758
September	6,557	September	13,778
October	6,399	October	14,170
November	6,215	November	14,549
December	6,083	December	14,669
1916.		1919.	
January	5,994	January	14,660
February	5,937	February	14,660
March	5,893	March	12,741
April	5,812	April	9,953
May.. .. .	5,771	May.. .. .	8,258
June	5,727	June.. .. .	7,502
July	5,667	July	7,146
August	5,616	August	6,722
September	5,576	September	6,429
October	5,555	October	5,119
November	5,779	November	4,434
December	5,964	December	3,743
1920.		1920.	
		January	2,735
		February	2,676
		March	2,526

Average monthly strength up to December, 1918—7,599 all ranks.

See also p. 198.

Corps of Military Accountants.

	Officers.	Other ranks.	Total.
1920.			
March	32	205	237

Strength of the
Non-Combatant Corps.

226

(t.) TABLE SHOWING THE STRENGTH OF THE NON-COMBATANT CORPS BY MONTHS
SINCE APRIL, 1916.

Date.				All ranks.	Date.				All ranks.
1916.					1918.				
April	203	January	3,295
May..	710	February	3,301
June	1,416	March	3,277
July..	1,845	April	3,255
August	2,107	May	3,256
September	2,528	June	3,266
October	2,691	July	3,305
November	2,947	August	3,319
December	3,181	September	3,245
					October	3,237
					November	3,209
					December	3,180
1917					1919.				
January	2,915	January	3,162
February	2,987	February	3,000
March	3,077	March	2,702
April	3,155	April	2,672
May..	3,118	May..	2,393
June	3,126	June..	1,899
July..	3,231	July..	1,752
August	3,280	August	1,714
September	3,288	September	1,670
October	3,312	October	1,609
November	3,314	November	1,469
December	3,303	December	1,321
					1920.				
					January	455
					February	3
					March	3

Average monthly strength up to December, 1918—2,875, all ranks.

(u.) TABLE SHOWING THE STRENGTH OF THE ROYAL FLYING CORPS BY MONTHS SINCE
AUGUST, 1914, UNTIL TRANSFERRED TO THE ROYAL AIR FORCE.

Date.	Officers.	Other ranks.	Total.
1914.			
August	103	1,097	1,200
September	166	1,419	1,585
October	150	1,503	1,653
November	228	1,660	1,888
December	197	2,083	2,280
1915.			
January	223	2,336	2,559
February	214	3,010	3,224
March.. .. .	267	3,399	3,666
April	405	3,911	4,316
May	460	4,399	4,859
June	515	5,147	5,662
July	605	5,921	6,526
August	702	6,532	7,234
September	805	7,209	8,014
October	948	8,139	9,087
November	1,099	10,144	11,243
December	1,270	13,753	15,023
1916.			
January	1,341	14,958	16,299
February	1,746	17,757	19,503
March.. .. .	1,733	21,247	22,980
April	2,112	23,324	25,436
May	2,363	24,521	26,884
June	2,618	26,952	29,570
July	3,107	32,712	35,819
August	3,476	38,709	42,185
September	3,659	43,292	46,951
October	5,203	45,858	51,061
November	5,679	47,666	53,345
December	6,554	48,177	54,731
1917.			
January	6,739	49,192	55,931
February	6,553	53,057	59,610
March.. .. .	6,566	58,783	65,349
April	7,526	64,723	72,249
May	7,943	68,851	76,794
June	8,459	73,662	82,121
July	8,955	76,203	85,163
August	9,268	78,335	87,603
September	9,728	83,242	92,970
October	10,938	86,919	97,857
November	11,502	93,683	105,185
December.. .. .	12,064	99,891	111,955
1918.			
January	13,746	107,772	121,518
February	16,034	116,717	132,751
March.. .. .	18,286	125,792	144,078

Average monthly strength up to December, 1918—38,697, all ranks.

(v).—SUMMARY OF ALL ARMS (BY MONTHS) SINCE AUGUST, 1914.

(All ranks.)

N.B.—The following figures do not include permanent Colonial units, such as the West India Regiment, the Royal Malta Militia, the West African Regiment, &c., nor those Indian units permanently employed on garrison duty in the Colonies, and from January, 1918, artillery clerks are excluded from the Royal Garrison Artillery :—

Arm or branch.	1914.					1915.											
	August.	September.	October.	November.	December.	January	February.	March.	April.	May.	June.	July.	August.	September.	October.	November.	December.
Household Cavalry	1,306	2,091	3,366	3,935	4,940	4,989	4,934	4,889	4,882	4,844	4,796	4,868	4,793	4,830	4,860	4,877	5,236
Cavalry and Yeomanry	45,190	61,746	89,379	99,127	106,208	107,846	110,827	111,373	110,047	114,493	116,495	110,531	112,208	113,116	115,360	120,258	126,822
Royal Horse Artillery (Regular and Territorial Force).	7,534	10,923	12,098	12,476	13,158	13,391	14,234	14,082	14,673	15,495	15,678	16,038	16,275	16,189	16,892	17,512	17,569
Royal Field Artillery (Regular and Territorial Force).	51,228	88,610	119,206	145,509	153,260	159,159	184,404	193,955	210,493	223,907	240,495	238,379	241,476	262,193	269,693	279,724	289,386
Royal Garrison Artillery (Regular and Territorial Force)	27,275	31,479	43,672	47,690	54,883	56,451	57,486	57,675	58,126	58,685	59,030	58,498	58,924	61,542	63,630	71,479	71,275
Royal Engineers	24,035	32,986	36,201	41,652	47,244	53,529	56,331	56,280	57,647	103,300	114,059	122,795	125,500	138,948	150,126	162,573	176,396
Foot Guards	7,312	17,131	22,979	24,259	25,730	26,477	23,895	23,720	31,176	32,288	32,843	33,403	32,407	32,433	32,478	32,126	23,449
Infantry (Regular and Territorial Force)	299,342	573,206	897,380	1,032,556	1,134,575	1,167,674	1,237,520	1,267,199	1,271,570	1,320,412	1,331,578	1,377,965	1,420,678	1,443,985	1,459,643	1,474,400	1,543,938
Cyclist Corps	4,280	6,391	10,364	13,101	16,069	21,489	24,148	24,543	26,780	26,882	27,985	29,141	30,190	30,857	30,882	31,913
Machine-Gun Corps, Cavalry
Machine-Gun Corps, Infantry
Machine-Gun Corps, Motors	496	536	119	834	886	1,643	1,845	2,128	2,584	2,589	2,598	3,132
Tank Corps
Labour Corps
Royal Army Service Corps (Regular and Territorial Force).	14,491	31,504	34,358	42,674	54,055	60,677	66,287	72,523	73,446	128,083	140,585	153,460	159,866	165,933	173,932	185,541	199,926
Royal Army Medical Corps (Regular and Territorial Force).	17,340	27,983	43,238	58,060	67,805	71,301	74,551	79,600	82,718	84,266	87,698	89,513	94,019	99,465	104,055	113,007	121,415
Royal Army Ordnance Corps	2,505	3,694	4,048	4,199	4,290	4,405	4,510	4,644	9,526	10,849	12,168	12,707	13,100	13,460	13,930	17,305	18,816
Royal Army Veterinary Corps	508	1,039	1,212	1,597	2,299	3,585	3,586	6,049	6,905	8,688	10,275	11,643	12,642	13,251	13,277	13,897	15,425
Army Pay Corps	575	1,119	1,213	2,333	3,147	4,176	4,575	5,053	5,643	5,922	5,983	6,368	6,642	6,567	6,399	6,215	6,083
Non-Combatant Corps
Royal Flying Corps	1,200	1,585	1,653	1,883	2,280	2,559	3,224	3,666	4,316	4,859	5,662	6,526	7,234	8,014	9,087	11,243	15,023
Total	500,345	889,276	1,316,394	1,528,319	1,656,980	1,752,784	1,873,394	1,901,696	1,966,545	2,144,263	2,205,870	2,272,549	2,337,033	2,412,720	2,466,438	2,663,895	2,655,804

Summary of all Arms by Months.

Arm or branch.	1916.											
	January.	February.	March.	April.	May.	June.	July.	August.	September.	October.	November.	December.
Household Cavalry	5,240	5,233	5,237	5,232	5,322	5,410	5,406	5,404	5,402	5,410	5,427	6,087
Cavalry and Yeomanry	126,335	128,428	126,622	132,135	132,369	133,252	135,046	132,479	132,179	124,900	126,341	120,240
Royal Horse Artillery (Regular and Territorial Force).	17,952	17,998	16,155	17,106	17,762	17,643	17,121	16,849	16,368	16,867	16,567	16,492
Royal Field Artillery (Regular and Territorial Force).	287,860	290,252	292,702	291,949	303,357	311,979	304,495	306,405	321,921	322,807	324,043	325,116
Royal Garrison Artillery (Regular and Territorial Force).	80,252	80,476	80,286	83,700	86,721	94,855	111,020	120,449	126,670	130,553	134,469	139,320
Royal Engineers	184,576	187,244	189,831	196,431	201,370	205,002	213,284	225,747	228,309	229,022	237,394	238,893
Foot Guards	33,804	34,142	34,456	35,011	35,159	35,054	35,448	35,239	35,381	35,099	35,962	37,075
Infantry (Regular and Territorial Force) ..	1,557,042	1,574,233	1,617,681	1,648,066	1,705,590	1,758,681	1,843,592	1,831,849	1,840,778	1,897,077	1,922,972	1,935,557
Cyclists	32,491	33,395	30,059	30,680	30,839	30,827	29,133	23,455	28,791	24,878	23,798	29,724
Machine-Gun Corps, Cavalry	576	1,764	2,304	2,420	2,859	3,169	3,213
Machine-Gun Corps, Infantry	3,536	9,097	17,027	21,380	31,104	32,110	33,572	35,141	44,052	53,511	54,159
Machine-Gun Corps, Motors	3,068	3,145	3,095	3,719	2,979	2,323	1,225	3,086	3,108	1,477	2,650	1,825
Tank Corps	1,202	1,589	1,823	1,802	1,782	1,830	2,109	4,578
Labour Corps
Royal Army Service Corps (Regular and Territorial Force).	204,531	207,984	210,810	214,763	221,188	226,175	234,777	291,508	251,582	265,024	284,141	295,726
Royal Army Medical Corps (Regular and Territorial Force).	124,579	124,868	125,879	126,058	126,019	126,133	125,608	122,285	124,146	122,569	126,555	128,690
Royal Army Ordnance Corps	19,191	19,513	19,673	20,567	21,447	22,785	23,759	24,464	26,031	27,186	27,738	28,536
Royal Army Veterinary Corps	15,839	16,760	16,878	17,615	19,207	19,596	20,075	20,890	21,718	22,813	22,939	22,754
Royal Army Pay Corps	5,994	5,937	5,893	5,842	5,771	5,727	5,667	5,616	5,576	5,555	5,779	5,964
Non-Combatant Corps	203	710	1,416	1,845	2,107	2,528	2,691	2,947	3,181
Royal Flying Corps	16,299	19,503	22,980	25,436	26,384	29,570	35,819	42,185	46,951	51,061	53,345	54,731
Total	2,715,153	2,752,647	2,810,244	2,871,590	2,965,776	3,059,702	3,179,015	3,247,693	3,255,782	3,333,730	3,411,856	3,451,861

(v).—SUMMARY OF ALL ARMS (BY MONTHS) SINCE AUGUST, 1914—continued.

(All ranks.)

Arm or branch.	1917.											
	January.	February.	March.	April.	May.	June.	July.	August.	September.	October.	November.	December.
Household Cavalry	6,416	6,669	6,730	6,688	6,913	7,179	7,392	7,556	7,618	7,595	7,482	7,290
Cavalry and Yeomanry	108,253	104,541	99,815	107,330	104,971	108,235	106,073	102,001	97,333	96,762	92,848	90,558
Royal Horse Artillery (Regular and Territorial Force).	17,436	17,732	17,556	17,854	18,009	16,464	16,878	16,948	16,923	16,639	16,467	16,782
Royal Field Artillery (Regular and Territorial Force).	326,115	334,465	349,942	350,046	347,131	347,584	343,304	337,778	334,479	331,069	314,860	323,309
Royal Garrison Artillery (Regular and Territorial Force).	140,734	148,866	151,473	153,808	160,190	165,833	171,750	174,163	177,491	179,930	184,218	185,156
Royal Engineers	242,072	246,871	250,671	256,034	257,429	269,447	284,726	293,071	336,062	336,062	332,338	336,509
Foot Guards	38,290	39,101	38,840	39,496	39,277	39,488	39,824	39,363	38,399	37,691	36,535	36,281
Infantry (Regular and Territorial Force) ..	1,945,249	1,976,134	2,021,424	2,062,688	2,063,688	1,940,718	1,894,291	1,897,530	1,866,618	1,851,144	1,841,431	1,805,601
Cyclists Corps	28,837	28,944	28,939	29,244	29,492	29,288	27,969	27,284	26,626	25,004	25,299	23,354
Machine-Gun Corps, Cavalry	3,569	3,546	4,084	4,398	4,989	5,958	6,275	5,900	5,809	6,778	6,885	6,343
Machine-Gun Corps, Infantry	57,519	60,920	64,237	66,651	70,000	74,147	74,905	73,955	76,660	78,723	81,103	84,224
Machine-Gun Corps, Motors	1,839	1,649	1,691	1,717	1,763	1,428	1,593	1,499	1,530	1,591	1,569	1,478
Tank Corps	6,266	8,141	9,717	10,897	10,804	10,740	11,615	13,731	14,646	14,979	14,992	14,497
Labour Corps	110,815	192,661	228,919	255,261	262,604	274,336	309,346
Royal Army Service Corps (Regular and Territorial Force).	303,932	305,182	309,615	310,304	317,119	323,421	324,829	324,232	314,529	313,434	322,640	312,738
Royal Army Medical Corps (Regular and Territorial Force).	126,160	129,649	128,568	127,115	130,533	133,801	133,965	134,758	136,643	139,341	139,626	139,609
Royal Army Ordnance Corps	29,262	29,068	29,970	31,353	32,063	32,911	33,585	34,553	35,072	35,395	35,527	35,730
Royal Army Veterinary Corps	24,442	24,963	25,422	25,833	26,927	28,047	29,188	29,035	29,186	29,264	29,151	29,056
Royal Army Pay Corps	6,020	6,603	6,871	7,230	7,677	7,864	8,183	8,454	8,838	9,754	10,391	11,477
Non-Combatant Corps	2,915	2,987	3,077	3,155	3,118	3,126	3,231	3,280	3,288	3,312	3,314	3,303
Royal Flying Corps	55,931	59,610	65,349	72,249	76,794	82,121	85,163	87,603	92,970	97,857	105,185	111,955
Total	3,471,257	3,535,641	3,613,491	3,684,090	3,710,887	3,728,615	3,797,410	3,841,613	3,876,081	3,874,928	3,876,197	3,885,096

Summary of all Arms by Months.

Arm or branch.	1918.											
	January.	February.	March.	April.	May.	June.	July.	August.	September.	October.	November.	December.
Household Cavalry	6,809	6,190	5,945	4,954	4,673	3,753	1,388	1,433	1,415	1,379	1,256	1,145
Cavalry and Yeomanry	86,906	83,736	83,129	83,304	90,253	91,601	90,323	84,441	79,178	76,696	74,086	72,687
Royal Horse Artillery (Regular and Territorial Force).	16,080	16,069	16,555	16,494	16,049	15,729	15,650	15,810	17,040	15,872	16,218	15,870
Royal Field Artillery (Regular and Territorial Force)	323,306	325,344	322,580	323,822	323,617	322,247	320,325	317,995	311,856	316,182	311,854	307,293
Royal Garrison Artillery (Regular and Territorial Force).	187,699	191,965	194,540	196,769	200,897	203,899	205,473	206,523	205,856	204,201	200,996	198,976
Royal Engineers	337,839	337,589	340,241	342,251	347,592	350,999	354,683	357,441	359,937	359,964	357,389	355,324
Foot Guards	35,130	34,709	34,637	35,122	37,186	42,914	49,107	48,694	47,869	46,442	45,526	44,543
Infantry (Regular and Territorial Force) ..	1,750,729	1,738,611	1,715,565	1,675,440	1,661,852	1,663,754	1,693,464	1,725,784	1,708,461	1,684,253	1,638,513	1,605,457
Cyclist Corps	22,173	21,284	20,430	21,053	21,362	21,788	18,118	16,282	16,554	15,603	15,094	12,979
Machine-Gun Corps, Cavalry	6,885	7,574	7,594	7,576	7,641	7,637	7,900	7,850	7,810	8,072	7,883	7,866
Machine-Gun Corps, Infantry	85,245	88,564	91,366	94,996	101,466	105,463	107,261	114,254	116,788	120,772	119,986	119,782
Machine-Gun Corps, Motors	1,761	1,992	1,919	2,199	2,401	2,439	2,426	2,433	2,417	2,408	2,396	2,364
Tank Corps	15,824	18,960	20,173	21,715	22,464	22,282	22,076	22,116	23,646	26,460	28,299	28,784
Labour Corps	335,454	343,468	348,555	351,101	349,107	351,854	352,868	355,087	377,430	386,317	389,895	393,058
Royal Army Service Corps (Regular and Territorial Force).	313,372	317,026	318,700	322,391	322,351	324,759	326,002	326,149	327,603	327,294	326,388	326,590
Royal Army Medical Corps (Regular and Territorial Force).	139,177	140,203	141,740	145,401	143,984	142,632	142,583	142,533	141,619	140,242	138,017	139,024
Royal Army Ordnance Corps	36,380	36,483	37,317	38,041	38,777	39,150	39,118	39,444	39,831	40,351	40,446	40,733
Royal Army Veterinary Corps	28,905	28,961	28,394	29,452	29,215	29,120	28,553	28,542	28,297	27,922	27,471	27,121
Royal Army Pay Corps	12,698	12,994	13,255	13,346	12,984	12,896	12,865	12,758	13,778	14,170	14,549	14,669
Non-Combatant Corps	3,295	3,301	3,277	3,255	3,256	3,266	3,305	3,319	3,245	3,237	3,209	3,180
Royal Flying Corps	121,518	132,751	144,078*
Total	3,867,185	3,887,674	3,889,990	3,728,682	3,737,127	3,758,182	3,793,488	3,828,828	3,830,630	3,817,837	3,759,471	3,717,445

* From this date the Royal Air Force was separated from the Army.

(v).—SUMMARY OF ALL ARMS (BY MONTHS) SINCE AUGUST, 1914—continued.

(All ranks.)

Arm or branch.	1919.											
	January.	February.	March.	April.	May.	June.	July.	August.	September.	October.	November.	December.
Household Cavalry	1,191	967	1,052	1,659	1,653	1,627	1,621	1,633	1,612	1,481	1,461	1,411
Cavalry and Yeomanry	69,279	64,925	53,110	43,082	34,426	29,944	28,703	27,839	28,121	27,226	25,022	21,713
Royal Horse Artillery (Regular and Territorial Force).	16,014	13,935	11,883	9,966	8,930	9,424	8,790	9,262	6,732	5,824	5,238	4,755
Royal Field Artillery (Regular and Territorial Force).	301,293	284,349	250,020	200,342	173,867	153,448	137,845	121,914	74,155	66,954	57,188	48,146
Royal Garrison Artillery (Regular and Territorial Force).	195,621	188,760	177,607	133,175	106,143	91,398	79,852	69,964	61,415	50,234	36,526	31,095
Royal Engineers	351,502	346,041	300,222	225,718	185,311	155,861	129,592	115,545	112,447	94,269	80,268	55,875
Foot Guards	40,060	32,466	22,842	16,099	12,338	11,721	11,706	11,686	11,661	10,176	7,958	7,140
Infantry (Regular and Territorial Force) .	1,569,559	1,456,951	1,224,411	876,666	727,555	655,772	617,240	590,337	570,611	509,938	424,450	332,968
Cyclist Corps	11,008	10,875	7,423	6,995	3,871	2,733	2,639	2,414	2,087	1,920	1,440	726
Machine-Gun Corps, Cavalry	7,903	7,097	5,656	4,344	3,275	2,745	2,728	2,921	2,805	2,646	2,641	2,307
Machine-Gun Corps, Infantry	114,834	106,849	85,777	59,748	48,102	43,821	39,879	37,743	35,446	33,443	25,193	18,631
Machine-Gun Corps, Motors	2,369	2,102	1,858	1,430	1,041	1,066	1,116	1,117	1,089	1,076	1,110	960
Tank Corps	28,032	22,720	13,640	11,715	10,189	8,893	8,736	9,655	10,118	7,973	7,419	6,261
Labour Corps	395,934	371,066	305,100	243,427	190,979	145,768	132,425	106,468	95,815	87,998	70,431	48,757
Royal Army Service Corps (Regular and Territorial Force).	325,902	321,326	295,076	235,071	195,123	160,467	131,191	117,186	106,025	86,479	74,330	56,144
Royal Army Medical Corps (Regular and Territorial Force).	140,007	135,521	129,146	112,886	92,897	75,978	63,032	53,277	46,816	40,658	36,044	31,249
Royal Army Ordnance Corps	41,456	41,080	38,504	34,623	29,708	25,687	24,249	24,206	22,220	18,342	16,141	13,153
Royal Army Veterinary Corps	26,472	26,376	23,518	20,704	17,458	12,413	10,801	9,231	6,992	5,201	4,029	3,091
Royal Army Pay Corps	14,660	14,660	12,741	9,953	8,258	7,502	7,146	6,722	6,429	5,119	4,434	3,743
Non-Combatant Corps	3,162	3,000	2,702	2,672	2,393	1,899	1,752	1,714	1,670	1,609	1,469	1,321
Total.. .. .	3,656,258	3,451,566	2,962,288	2,250,275	1,853,517	1,598,167	1,441,093	1,320,834	1,204,266	1,058,566	882,794	689,446

Summary of all Arms by Months.

Arm or branch.	1920.											
	January.	February.	March.	April.	May.	June.	July.	August.	September.	October.	November.	December.
Household Cavalry	1,390	1,375	1,368									
Cavalry and Yeomanry	19,258	18,978	18,902									
Royal Horse Artillery (Regular and Territorial Force).	4,308	3,995	3,736									
Royal Field Artillery (Regular and Territorial Force).	42,735	38,594	36,069									
Royal Garrison Artillery (Regular and Territorial Force).	27,355	22,966	19,678									
Royal Engineers	47,301	41,838	36,195									
Foot Guards	6,880	7,172	7,448									
Infantry (Regular and Territorial Force) ..	280,444	253,721	232,067									
Cyclist Corps	196	122	93									
Machine-Gun Corps, Cavalry	1,929	1,681	1,593									
Machine-Gun Corps, Infantry	18,544	14,228	14,391									
Machine-Gun Corps, Motors	648	579	564									
Tank Corps	5,656	5,353	5,085									
Labour Corps	36,069	31,010	23,092									
Royal Army Service Corps (Regular and Territorial Force).	46,523	44,132	29,777									
Royal Army Medical Corps (Regular and Territorial Force).	25,086	18,069	15,177									
Royal Army Ordnance Corps	10,799	9,144	8,780									
Royal Army Veterinary Corps	2,435	2,246	1,849									
Royal Army Pay Corps	2,735	2,675	2,526									
Corps of Military Accountants	237									
Non-Combatant Corps	455	3	3									
Total	580,746	517,881	458,630									

PART III.

OFFICERS.

1. Approximate number of officers —

4th August, 1914.				11th November, 1918.			
Regular	12,738	Regular and New Army...	74,200
Special Reserve	2,557	Special Reserve	28,000
Territorial	9,563	Territorial	60,055
Reserve of officers	3,202	Reserve of officers	2,000
Total...			28,060	Total...			164,255

2. The number of permanent Commissions in the Regular Army as 2nd Lieutenants granted during the period 5th August, 1914, to 1st December, 1918, was as follows (the figures in brackets show the intake in 1913) :—

Royal Military Academy	1,928	(112)
Royal Military College	5,013	(343)
Royal Military College (Canada)	172	(6)
Special Reserve	1,008	(67)
Territorial Force	335	(9)
Temporary Commissions	1,109	...
Universities	246	(78)
Colonial	20	(3)
Ranks	6,713	(7)
Total				16,544	(625)

The estimated intake of cadets, &c., to be appointed to permanent Commissions from 1st December, 1918, to 31st October, 1919, is :—

Royal Military Academy	218
Royal Military College (including 47 for Indian Army).	546
Royal Military College (Kingston)	7
				771

3. The number of permanent Commissions granted in the Special Reserve from 4th August, 1914, to 1st December, 1918, was 30,376 compared with 81 in 1913.

4. The number of officers holding Commissions in the Territorial Force on 4th August, 1914, was 9,563; the number of Commissions granted from that date to 1st December, 1918, was—

Yeomanry	5,182
Royal Flying Corps	27
Royal Artillery	6,499
Royal Engineers	2,777
Infantry and Cyclists Corps	39,901
Royal Army Service Corps	861
Royal Army Medical Corps	1,680
Royal Army Veterinary Corps .. .	147
General List	1,627
Royal Defence Corps	1,343
	60,044

5. Since February, 1916, the issue of Direct Commissions to the Regular Army Special Reserve of Officers and Territorial Force has practically ceased. Commissions since were only granted to Cadets who passed successfully through the course in the Officers Training Units, details of which are as follows to 1st December, 1918 :—

Arm.	Number of Officer Cadet Training Units.	Number posted.
Infantry	23	69,312
Royal Artillery	6	19,131
Cavalry	2	2,621
Royal Engineers	3	3,566
Machine-Gun Corps	3,053*
Royal Army Service Corps	2	4,960
Garrison Battalions	1	3,572
Tanks Corps	1	1,714
	38	107,929
Royal Air Force (up to 9th December, 1918) ..	16†	37,692‡

Cadets who failed to qualify for Commissions were held to serve in the ranks.

6. The number of Commissions granted from the beginning of the war up to 1st December, 1918, was approximately 229,316, excluding the Royal Defence Corps, the Indian Army and the Dominion Contingents. This figure does not include a great number of Commissions granted to officers for special duties, but covers all combatant Commissions. In addition, 5,053 Commissions were granted to chaplains of all denominations, and 12,692 Royal Army Medical Corps Commissions were given. The total, apart from Commissions for special duties, was, therefore, about 247,061.

7. The number of officers who relinquished their Commissions, including those whose services were dispensed with, from August, 1914, to 1st December, 1918, was approximately 22,193,§ including the Royal Army Chaplains' Department and the Royal Army Medical Corps, but excluding the Royal Defence Corps.

8. (a.) From 1st December, 1918, to 1st April, 1920, about 1,087 Temporary Commissions have been granted, of which 85 were to Chaplains and 114 to the Royal Army Medical Corps.

* Since 1st October, 1917, candidates for commissions in the Machine-Gun Corps must have had three months' commissioned service in other units.

† There were five cadet wings in England, one in Egypt and one in Canada. There were seven Schools of Aeronautics in England, one in Egypt and one in Canada. Total, 16.

‡ Exclusive of cadets posted in Egypt and Canada.

§ For the numbers of those who were cashiered and dismissed the Service, see p. 644.

Officers.

236

(b.) Since 1st February, 1919, under Army Order 42 of 1919, Commissions have been granted to Cadets who had completed a satisfactory course of training on or after 1st January, 1919.

The following are the figures up to 1st April, 1920 :—

Cavalry	229
Special Reserve	281
Territorial Force	819
Temporary	8,518
Total	<u>9,847</u>

(c.) The number of permanent commissions in the Regular Army as 2nd Lieutenants granted since 1st December, 1918, to 1st April, 1920, is as follows :—

Royal Military Academy	238
Royal Military College	624

(d.) The number of permanent commissions in the Royal Army Medical Corps granted from 1st December, 1919, to 1st March, 1920, is 208.

9. The following table shows the number of formal commissions prepared and awaiting preparation on 15th April, 1920 :—

Arm.	Commissions prepared.	Commissions awaiting preparation.	Total.
Land Forces	171,613	} 11,500	217,379
Special Reserve	34,266		
Territorial Force	58,618	1,400	60,018
Volunteer Force	11,190	..	11,190
Indian Chiefs (hon. rank)	81	..	81
Channel Islands Militia	45	..	45
Oversea Contingents—			
Australian	17,388	} ..	27,039
Canadian	4,757		
Newfoundland	233		
New Zealand	4,661		
Indian officers	5,378	..	5,378
Total..	308,230	12,900	321,130

10. The number of King's Certificates already given to officers invalided out of the service is 13,552.

11. The number of warrants issued up to 15th April, 1920, is 38,529.

PART IV.

CASUALTIES.

SECTION I.—BRITISH CASUALTIES.

TABLE (i.) (a).—APPROXIMATE NUMBER OF CASUALTIES FROM 4TH AUGUST, 1914, TO 31ST DECEMBER, 1920.

	Number of soldiers who lost their lives in, and through, the Great War.*			Number of wounds received by soldiers.			Number of reported prisoners of war.		
	Officers.	Other ranks.	Total.	Officers.	Other ranks.	Total.	Officers.	Other ranks.	Total.
British Isles†. . .	37,452	664,958	702,410	79,445	1,583,180	1,662,625	6,482	163,907	170,389
Indian Empire (a.) British‡	1,382	1,011	2,393	1,733	592	2,325	172	52	194
Indian Empire (b.) Indian..	904	61,152	62,056	1,680	65,209	66,889	258	10,812	11,070
Dominion of Canada..	2,887	53,752	56,639	6,347	143,385	149,732	236	3,493	3,729
Commonwealth of Australia.	2,862	56,468	59,330	6,304	145,867	152,171	173	3,911	4,084
Dominion of New Zealand.	735	15,976	16,711	1,724	39,593	41,317	10	488	498
Union of South Africa	336	6,785	7,121	569	11,460	12,029	70	1,468	1,538
Newfoundland ..	54	1,150	1,204	65	2,249	2,314	6	144	150
Other colonies ..	91	416	507	158	652	810
Total	46,703	861,668	908,371	98,025	1,992,187	2,090,212	7,407	184,245	191,652

* Killed in action; died of wounds; died as prisoners of war; and missing officers and other ranks whose deaths have been accepted for official purposes.

† Regular and Territorial Forces and Royal Naval Division.

‡ Units and drafts serving with the Indian Army.

NOTE.—The casualty figures apart from this page were prepared during the war and were subject to correction. The final corrected figures are given in Part IV. of the "General Annual Report of the British Army, 1913-1919," published in 1921. (Cmd. 1193.)

TABLE (i.) (a).—TOTAL CASUALTIES REPORTED UP TO 8TH FEBRUARY, 1920 (EXCLUDING SICK)—*continued.*

The total above is made up as follows :—

Theatre of operations.	Killed (including died from wounds and died other causes).		Wounded (f).		Missing (including prisoners).		Total.	
	Officers.	Other ranks.	Officers.	Other ranks.	Officers.	Other ranks.	Officers.	Other ranks.
REGULAR ARMY (b).								
France	23,637	379,450	56,087	1,127,203	2,756	170,510	82,480 (e)	1,677,163 (e)
Italy	89	1,529	235	3,258	..	147	324	4,934
Dardanelles (a)	757	10,686	1,176	27,945	152	4,812	2,085	43,443
Salonica (Black Sea Army)	306	8,596	760	14,925	73	2,422	1,139	25,943
Mesopotamia	1,028	12,335	1,688	16,120	229	2,730	2,945	31,185
Egypt	498	4,851	882	5,434	54	917	1,434	11,252
East Africa	147	1,077	172	403	12	61	331	1,541
Afghanistan	26	85	41	122	2	..	69	207
North Russia and Vladivostock	37	254	44	350	27	143	108	747
Other Theatres	114	127	100	207	9	54	223	388
Total	26,639	418,990	61,185	1,196,017	3,314	181,796	91,138	1,796,803
TERRITORIAL FORCE.								
France	6,512	102,965	17,467	327,746	690	49,619	24,669	480,330
Italy	31	443	76	1,165	1	161	108	1,769
Dardanelles (a)	391	6,932	695	17,375	100	2,450	1,186	26,757
Salonica (Black Sea Army)	33	751	66	1,156	2	144	101	2,051
Mesopotamia	88	2,198	156	2,383	..	505	244	5,086
Egypt	477	8,778	939	21,836	62	2,182	1,478	32,796
East Africa	16	61	7	25	..	4	23	90
Afghanistan	2	23	2	24	4	47
North Russia and Vladivostock	4	49	2	58	1	24	7	131
Other Theatres	13	39	1	33	..	53	14	125
Total	7,567	122,239	19,411	371,801	856	55,142	27,834	549,182
CANADIAN CONTINGENT.								
France	2,884	53,491	6,343	143,369	9,227	196,860
North Russia and Vladivostock	1	8	3	12	4	20
Other Theatres	15	..	5	20
Total	2,885	53,514	6,346	143,386	9,231	196,900

Casualties.
Total.

AUSTRALIAN CONTINGENT.									
France	2,368	46,249	5,361	125,559	7,729	171,808	
Dardanelles (a)	362	7,779	639	17,261	1,001	25,040	
Mesopotamia	1	12	1	12	
Egypt	96	1,278	304	3,047	400	4,325	
North Russia and Vladivostok	1	1	..	
Total	2,828	55,318	6,304	145,867	9,132	201,185	
NEW ZEALAND CONTINGENT.									
France	579	12,281	1,390	33,459	1,969	45,740	
Dardanelles (a)	116	2,585	208	4,544	324	7,129	
Salonica (Black Sea Army)	33	33	
Mesopotamia	1	..	1	..	
Egypt	40	498	88	1,058	128	1,556	
Other Theatres	4	2	2	4	
Total	735	15,401	1,688	39,061	1	..	2,424	54,462	
OTHER OVERSEA TROOPS.									
France	300	5,633	408	11,822	708	17,455	
Dardanelles (a)	1	48	7	86	8	134	
Egypt	8	216	11	274	19	490	
East Africa	197	2,283	238	1,153	435	3,436	
Other Theatres	31	399	62	522	93	921	
Total	537	8,579	726	13,857	1,263	22,436	
INDIAN AND NATIVE TROOPS.									
France	159	6,512	338	15,414	18	1,071	515	22,997	
Dardanelles (a)	28	1,330	61	3,360	..	109	89	4,799	
Salonica (Black Sea Army)	1	80	..	7	..	1	1	88	
Mesopotamia	330	23,770 (d)	802	32,083 (d)	13	3,831 (d)	1,145	59,684 (d)	
Egypt	67	3,348	153	6,139	5	268	225	9,755	
East Africa	68	7,281 (c)	62	5,865 (c)	..	474 (c)	130	13,620 (c)	
Afghanistan	31	84	23	228	2	17	56	329	
Other Theatres	10	107	32	608	2	63	44	778	
Total	694	42,512	1,471	63,704	40	5,834	2,205	112,030	
ROYAL NAVAL DIVISION.									
France	330	5,689	578	14,550	908	20,239	

For (a) to (f) notes see p. 240.

239
Casualties.
Total.

Sick admitted to Hospitals—all ranks.

1.) <i>Mediterranean and Egyptian Expeditionary Forces—</i>				
25th April, 1915—7th January, 1916	107,376
8th January, 1916—14th February, 1920	556,048
Week ending 21st February, 1920	319
(2.) <i>Italy—</i>				
15th March, 1918—21st February, 1920	53,936
Week ending 23rd February, 1920	11
(3.) <i>Salonica (Black Sea Army)—</i>				
Landing to 14th February, 1920	502,809
Week ending 21st February, 1920	131
(4.) <i>Mesopotamia—</i>				
12th August, 1916—17th January, 1920	261,169
(5.) <i>East Africa—</i>				
20th August, 1916—8th February, 1919	267,645
(6.) <i>Army of the Rhine—</i>				
19th April, 1919—28th February, 1920	52,141
Week ending 6th March, 1920	392

(7.) <i>Army in France and Flanders—</i>				
19th April, 1919—21st February, 1920	57,493
Week ending 28th February, 1920	568
(8.) <i>Archangel—</i>				
19th April, 1919—20th September, 1919	2,768
(9.) <i>Murmansk—</i>				
6th April, 1919—27th September, 1919	1,794

(a) Casualties to 8th January, 1916.

(b) Includes British Units of Indian Expeditionary Force and Indian Army officers.

(c) Excludes Indian and African followers in East Africa, these numbered up to 28th February, 1919 :—

		<i>Killed, died, &c.</i>	<i>Wounded.</i>	<i>Missing.</i>	<i>Total.</i>
Indian	..	321	11	13	345
African	..	44,635	1,327	764	46,726
Total	..	44,956	1,338	777	47,071

(d) Includes Indian followers.

(e) Includes Royal Air Force to 31st March, 1918.

(f) Throughout these casualty statistics, except where otherwise stated, "wounded" means "number of wounded casualties," not "number of individuals wounded."

Casualties.
Total.

240

TABLE (i) (b.)—SUMMARY OF CASUALTIES AS REPORTED (INCLUDING DOMINION AND INDIAN TROOPS, BUT EXCLUDING SICK).

Date.	Killed (including died from wounds and died other causes).		Wounded (f).		Missing (including prisoners).		Total.	
	Officers.	Other ranks.	Officers.	Other ranks.	Officers.	Other ranks.	Officers.	Other ranks.
4th August, 1914, to—								
1916.								
22nd October	14,751	229,045	32,402	741,113	4,209	133,302	51,362	1,103,460
19th November	15,265	236,767	34,050	770,726	4,456	141,903	53,771	1,149,396
24th December	16,068	252,292	34,505	785,171	4,359	129,883	54,575	1,167,346
1917.								
21st January	16,276	258,855	35,059	795,926	4,386	124,154	55,721	1,178,935
18th February	16,593	263,704	36,016	813,583	4,485	125,551	57,094	1,202,838
18th March	17,194	286,699	37,255	836,688	4,588	125,232	59,037	1,248,619
22nd April	18,524	302,147	40,698	893,932	4,950	138,702	64,172	1,339,781
20th May	19,556	316,664	44,196	967,880	5,732	161,099	69,484	1,445,643
17th June	20,163	326,813	46,776	1,018,294	5,959	167,085	72,898	1,512,192
22nd July	20,670	352,524	48,879	1,056,203	6,193	159,503	75,742	1,558,230
19th August	21,649	365,841	52,681	1,124,818	6,574	169,138	80,904	1,659,797
23rd September	22,414	377,997	55,530	1,180,859	6,850	177,186	83,794	1,736,042
21st October	23,486	392,679	58,887	1,247,701	7,160	188,006	89,533	1,828,386
18th November	24,260	404,114	61,487	1,293,830	7,375	196,206	93,122	1,894,150
16th December	28,322	466,478	62,529	1,362,655	6,743	169,780	97,594	1,998,913
1918.								
20th January	28,728	472,225	63,704	1,380,521	6,919	174,328	99,351	2,027,074
17th February	28,890	475,682	64,116	1,389,212	6,968	174,535	99,976	2,039,429
17th March	29,109	477,488	64,969	1,404,068	7,064	175,248	101,142	2,056,804
14th April	30,478	492,571	70,218	1,486,708	9,929	250,437	110,625	2,229,716
19th May	32,100	522,001	74,133	1,570,804	10,725	296,015	116,961	2,388,820
16th June	32,498	527,208	76,133	1,601,379	11,564	308,004	120,245	2,443,717
14th July	32,909	537,557	77,258	1,629,541	11,617	316,312	121,784	2,483,410
18th August	33,622	547,126	80,038	1,681,818	11,780	322,113	125,440	2,551,057
15th September	34,778	563,082	84,688	1,772,038	11,980	334,104	131,446	2,669,224
20th October	36,923	598,570	90,125	1,882,850	12,053	340,256	139,101	2,821,676
17th November	37,800	619,623	92,650	1,938,166	12,090	347,231	142,540	2,905,020
15th December	38,131	626,213	91,943	1,943,538	11,958	342,608	142,032	2,912,359

TABLE (i) (b).—SUMMARY OF CASUALTIES AS REPORTED—*continued.*

Date.	Killed (including died from wounds and died other causes).		Wounded (f).		Missing (including prisoners).		Total.	
	Officers.	Other ranks.	Officers.	Other ranks.	Officers.	Other ranks.	Officers.	Other ranks.
1919.								
19th January	38,245	631,621	92,036	1,947,999	11,891	338,590	142,172	2,918,410
9th February	38,253	632,733	93,036	1,948,004	11,885	338,358	143,174	2,919,095
9th March	38,295	634,474	93,046	1,948,941	11,760	334,275	143,101	2,917,690
13th April	41,191	677,900	96,556	1,967,132	6,196	267,159	143,943	2,912,191
11th May	41,384	681,966	96,548	1,967,401	6,007	264,398	143,934	2,913,765
8th June	41,389	682,060	96,549	1,967,421	6,007	264,398	143,945	2,913,879
13th July	41,473	682,934	96,597	1,967,854	5,978	264,139	144,048	2,914,927
10th August	41,540	688,831	96,656	1,970,384	5,775	256,316	143,971	2,915,531
14th September	41,559	689,315	96,683	1,970,658	5,776	256,279	144,018	2,916,252
12th October	41,577	689,431	96,690	1,970,732	5,778	256,288	144,045	2,916,451
9th November	41,585	689,544	96,694	1,970,748	5,777	256,281	144,056	2,916,573
7th December	42,091	720,359	97,799	1,992,089	4,365	245,614	144,255	2,958,062
1920.								
11th January	42,110	721,705	97,815	1,992,899	4,364	245,604	144,289	2,960,208
8th February	42,131	721,561	97,836	1,992,831	4,371	245,605	144,338	2,959,997
14th March	42,215	722,242	97,709	1,988,243	4,211*	242,772*	144,135	2,953,257

* As "missing" officers and other ranks became officially "presumed dead" they were transferred to column 1 "killed" see p. 237. (f) See note on p. 240.

It is not to be inferred from these totals that it is possible to estimate the exact number of casualties between any two or more given periods, as these figures only show the numbers of casualties reported, irrespective of the date on which they actually occurred.

The casualties of the Royal Naval Division are not included in this table, they did not vary appreciably after 1916. The following are the approximate total figures:—

ROYAL NAVAL DIVISION.									
Dardanelles		133	2,358	199	4,838	332	7,196

SUMMARY OF DEATHS IN FOLLOWING THEATRES.
(From 4th August, 1914, to 30th November, 1919.)

	Killed and died of wounds.		Died of sickness and other causes.		Total deaths.	
	Officers.	Other ranks.	Officers.	Other ranks.	Officers.	Other ranks.
France—						
Regular and Territorial Forces ..	28,467	438,554	1,682	43,861	30,149	482,415
Colonials	5,572	107,203	516	9,945	6,088	117,148
Royal Naval Division	314	5,264	12	315	326	5,579
Indians	146	3,446	13	3,066	159	6,512
Total	34,499	554,467	2,223	57,187	36,722	611,654
Italy—						
Regular and Territorial Forces ..	99	1,205	19	767	118	1,972
Dardanelles—						
Regular and Territorial Forces ..	1,045	14,610	103	3,008	1,148	17,618
Colonials	461	9,804	15	629	476	10,433
Royal Naval Division	128	2,123	5	233	133	2,356
Indians	28	1,262	..	68	28	1,330
Total	1,662	27,799	123	3,938	1,785	31,737
Salonica—						
Regular and Territorial Forces ..	240	4,110	92	5,275	332	9,385
Colonials	32	..	1	..	33
Indians	2	1	70	1	72
Total	240	4,144	93	5,346	333	9,490
Mesopotamia—						
Regular and Territorial Forces ..	860	6,584	253	7,931	1,113	14,515
Colonials	1	12	1	12
Indians	267	7,553	53	15,328	320	22,881
Total	1,127	14,137	307	23,271	1,434	37,408
Egypt—						
Regular and Territorial Forces ..	729	8,231	247	5,371	976	13,602
Colonials	109	1,295	34	762	143	2,057
Indians	57	1,469	10	1,877	67	3,346
Total	895	10,995	291	8,010	1,186	19,005
East Africa—						
Regular and Territorial Forces ..	90	251	41	847	131	1,098
Colonials	147	698	49	1,533	196	2,231
Indians	58	3,112	10	4,167	68	7,279
Total	295	4,061	100	6,547	395	10,608
North Russia—						
Regular and Territorial Forces ..	30	159	9	119	39	278
Colonials	1	6	..	1	1	7
Total	31	165	9	120	40	285
Totals—						
Regular and Territorial Forces ..	31,560	473,704	2,446	67,179	34,006	540,883
Colonials	6,209	119,038	615	12,883	6,905	131,921
Royal Naval Division	442	7,387	17	548	459	7,935
Indians	556	16,844	87	24,576	643	41,420
Total	38,848	616,973	3,165	105,186	42,013	722,159

In this return "Killed and died of wounds" does not include "missing" subsequently presumed dead.

Casualties—Russia, 1918—1919.
South Africa, October, 1899,
to May, 1902.

244

APPROXIMATE NUMBER OF CASUALTIES IN RUSSIA.
(Since 11th November, 1918, to 1st March, 1920.)

Regular and Territorial Forces.

Theatre.	Killed and died of wounds.		Died other causes.		Wounded (f).		Missing, including Prisoners.		Total.	
	Officers.	Other ranks.	Officers.	Other ranks.	Officers.	Other ranks.	Officers.	Other ranks.	Officers.	Other ranks.
Archangel	23	106	7	60	33	284	14	75	77	525
Murmansk	6	22	1	29	8	36	..	1	15	88
Vladivostock	18	11	7	11	25
Caucasus	1	2	223	..	1	..	1	2	226
General Denikin's Mission.	..	1	..	13	1	..	1	1	2	15
Total	29	130	10	343	42	321	26	85	107	879

SUMMARY OF CASUALTIES REPORTED IN THE SOUTH AFRICAN FIELD FORCE.
(From 11th October, 1899, to 31st May, 1902.)

	Officers.	N.C.O's. and men.
<i>Reduction of Field Force—</i>		
Killed in action	518	5,256
Died of wounds	183	1,835
Prisoners who have died in captivity	5	97
Died of disease	339	12,911
Accidental deaths	27	771
Total deaths in South Africa	1,072	20,870
Missing and prisoners (excluding those who have been recovered or have died in captivity).	..	105
Sent home as invalids	3,116	72,314
	4,188	93,289
	97,477	
<i>Total Reduction of the Military Forces through war in South Africa—</i>		
Deaths in South Africa	1,072	20,870
Missing and prisoners	105
Invalids sent home who have died	8	500
Invalids who have been discharged the Service as unfit.	..	5,879
	1,080	27,354
	28,434	

Total wounded in action not including wounded prisoners but including men who have died from wounds, 20,978.

(f) See note on page 240.

TABLE (i.) (c).—CALCULATIONS REGARDING THE CASUALTIES IN THE REGULAR ARMY AND THE TERRITORIAL FORCE, NON-COMMISSIONED OFFICERS AND MEN ONLY, IN ALL THEATRES OF OPERATIONS.

1. The following table shows the proportion of the total casualties of officers to the total casualties of non-commissioned officers and men in the Regular and Territorial Forces in France, by arms, to 30th November, 1918 :—

	Officers.	Men.
Cavalry	1	9·4
Royal Artillery		12·3
Royal Engineers		16·4
Infantry		23·9
Machine-Gun Corps... ..		14·8
Tank Corps		5·5
Other arms		12·3
Total (excluding Royal Air Force) ...	1	21·0

The proportion of officers to other ranks, for all forces and arms (excluding Royal Air Force), in France is 1 to 21·4.

STATEMENT showing the numbers serving on 25th October, 1917, who had been wounded more than once.

Arm.	Twice wounded.				Three times or more wounded.				Grand Total.
	At Home.	In France.	Elsewhere abroad.	Total.	At Home.	In France.	Elsewhere abroad.	Total.	
Cavalry	125	123	33	281	4	4	1	9	290
Royal Artillery..	797	950	59	1,806	42	48	6	96	1,902
Royal Engineers	486	976	39	1,501	38	106	1	145	1,646
R.F.C.	42	13	2	57	1	3	..	4	61
Infantry and Foot Guards.	29,321	30,535	5,583	65,439	4,934	4,797	713	10,444	75,883
M.G.C.	796	606	76	1,478	51	22	60	133	1,611
A.S.C.	28	34	5	67	6	5	..	11	78
R.A.M.C.	39	224	23	286	4	10	2	16	302
Labour	4	1,156	59	1,219	..	99	..	99	1,318
Miscellaneous ..	61	34	10	105	3	3	1	7	112
Total	31,699	34,651	5,889	72,239	5,083	5,097	784	10,964	83,203

Casualty Wastage.

246

WASTAGE Percentages, Other Ranks only (not including Oversea Troops and Natives), compiled from returns up to 8th December, 1918.

	France (including Italy).	Other theatres.	Total.
	per cent.	per cent.	per cent.
1. <i>Percentage of permanent fighting casualties to total casualties.</i> (i.e., killed, died of wounds and disease, missing, prisoners of war, died at home and discharged medically unfit.) (Includes small proportion of sick, who died at home, or were discharged as medically unfit.)	47·37	51·62	47·69
2. <i>Of sick and wounded sent home, percentage permanently unfit to return to units.</i> (i.e., discharged medically unfit and died at home, excluding deserters and commissions.)	16·68
3. <i>Of total wounded, proportion—</i>			
(a.) Actually reported killed and missing, not prisoners and died.	1 in 4·5	1 in 4·8	1 in 4·5
(b.) Killed and died	1 in 4·7	1 in 3·2	1 in 4·5
(c.) Returned to ranks abroad and at home ..	1 in 1·8	1 in 2·0	1 in 1·8
4. <i>Of permanent casualties, percentage of—</i>			
(a.) Killed	28·54	27·50	28·46
(b.) Died of wounds and sickness in theatres ..	12·16	29·31	13·55
(c.) Missing	14·81	11·92	14·58
(d.) Prisoners	14·97	5·57	14·21
(e.) Died at home	1·41	1·33	1·40
(f.) Discharged medically unfit	28·11	24·37	27·80
<i>Of sick and wounded sent to England, percentage discharged as medically unfit.</i>	15·88
5. <i>Proportion of men who die from wounds and sickness to those actually reported killed.</i>	1 in 2·1	1 in 1	1 in 1·9
6. <i>Proportion missing, not accounted for as prisoners, to those actually reported killed.</i>	1 in 1·9	1 in 1·9	1 in 1·9

SICK WASTAGE.

The number evacuated from France for the year ending 28th April, 1918, averaged 23,420 a month.

TABLE (i.) (d.).—1. PERCENTAGES OF BATTLE CASUALTIES—(a.) KILLED AND DIED; (b.) WOUNDED; (c.) MISSING AND PRISONERS.

I.—Total Casualties of Arm.
 II.—Total Casualties of Fighting Arms.
 III.—Total Casualties of All Arms.

BRITISH REGULAR AND TERRITORIAL FORCES ONLY.

(All Theatres.)

Arm.	I. Percentages of killed and died, wounded, missing and prisoners, to total casualties of Arm.			Total.	II. Percentages to total casualties of fighting Arms.			Total.	III. Percentages to total casualties of all arms.			Total.
	Killed and died. (a.)	Wounded. (b.)	Missing and prisoners. (c.)		Killed and died. (a.)	Wounded. (b.) (f.)	Missing and prisoners. (c.)		Killed and died. (a.)	Wounded. (b.)	Missing and prisoners. (c.)	
Cavalry	23·33	66·35	10·32	100·00	0·25	0·72	0·11	1·08	0·24	0·70	0·11	1·05
Royal Artillery	20·37	75·71	3·92	100·00	1·54	5·73	9·31	7·58	1·50	5·60	0·28	7·38
Royal Engineers	20·35	72·46	7·19	100·00	0·52	1·87	0·18	2·57	0·51	1·79	0·18	2·48
Infantry	19·96	64·23	14·81	100·00	17·17	56·17	12·73	86·07	16·82	55·10	12·47	84·39
Machine-Gun Corps*	17·27	66·30	16·43	100·00	0·43	1·63	0·40	2·46	0·41	1·60	·40	2·41
Tank Corps*	12·58	70·24	17·18	100·00	0·03	0·17	0·04	0·24	0·03	0·16	0·04	0·23
Other Arms	27·39	65·67	6·94	100·00	0·56	1·36	0·14	2·06
Total ..					19·94	66·29	13·77	100·00	20·07	66·31	13·62	100·00

* These figures cannot properly be compared with the totals, as neither the Machine-Gun Corps nor the Tank Corps came into existence till the war had been in progress for 18 months and 2 years respectively.

It will be seen from the above that the proportion of killed was higher in "Other Arms" than in any single fighting Arm. In the fighting Arms the Cavalry had the highest and the Tank Corps the lowest proportion of killed. The Royal Artillery had the highest proportion of wounded and the lowest of missing and prisoners; whereas the Tank Corps had the highest proportion of prisoners and missing. Of the total casualties of fighting Arms *only*, the Infantry account for 86·07 per cent.; the Royal Artillery, 7·58 per cent.; the Royal Engineers, 2·57 per cent.; the Machine-Gun Corps, 2·46 per cent.; the Cavalry, 1·08 per cent.; and the Tank Corps, 0·24 per cent. The casualties of the Machine-Gun Corps, which has only been in existence since 1916, are almost as great as those of the Royal Engineers throughout the war though their strength is about one-fourth.

Percentages of
Battle Casualties.

2. PERCENTAGES OF BATTLE CASUALTIES TO THE TOTAL NUMBERS OF MEN
EMPLOYED IN EACH THEATRE OF WAR.

(British Regular and Territorial Forces only.)

(Sick casualties excluded.)

Theatre of war.	Killed and died.	Wounded.	Missing and prisoners.	Total battle casualties.
France	12·06	37·56	6·37	55·99
Italy	0·84	3·40	0·52	4·76
Salonica	2·76	5·25	0·59	8·60
Egypt	1·93	4·20	0·40	6·53
Mesopotamia	5·94	8·36	1·49	15·79
Dardanelles	6·32	14·93	1·58	22·83
East Africa	5·25	2·86	0·15	8·26
Other Theatres, including Russia	2·77	3·45	3·45	9·67

3. TOTAL PER CENT. OF BATTLE CASUALTIES AND DEATHS.

France	55·99	5 casualties to every 9 men sent out.
Dardanelles	22·83	...	2	" " 9 " "
Mesopotamia	15·79	...	2	" " 12½ " "
Other Theatres	9·67	...	1	" " 10½ " "
Salonica	8·60	...	1	" " 12 " "
East Africa	8·26	...	1	" " 12 " "
Egypt	6·53	...	1	" " 15 " "
Italy	4·76	...	1	" " 21 " "

TABLE (ii).—TOTAL CASUALTIES BY ARMS IN THE REGULAR ARMY AND THE TERRITORIAL FORCE REPORTED TO 14TH MARCH, 1920.

Non-commissioned Officers and Men.

Theatre of operations.	Regular Army.								Territorial Force.					
	Cavalry.	Artillery.	Engineers.	Infantry.	Machine-gun Corps.	Tank Corps.	Other arms.	Total.	Cavalry.	Artillery.	Engineers.	Infantry.	Other arms.	Total.
FRANCE.														
Killed (a) ..	3,718	31,407	9,817	307,975	11,475	1,122	13,936	379,450	703	7,093	2,597	91,558	1,014	102,965
Wounded (f) ..	11,057	108,595	31,818	908,692	36,805	3,842	26,394	1,127,203	2,002	23,661	9,714	287,649	4,720	327,746
Missing (b) ..	1,452	3,362	1,696	155,450	6,316	584	1,650	170,510	119	973	795	46,968	764	49,619
Total ..	16,227	143,364	43,331	1,372,117	54,596	5,548	41,980	1,677,163	2,824	31,727	13,106	426,175	6,498	480,330
ITALY.														
Killed (a)	163	122	926	69	..	249	1,529	12	60	28	337	6	443
Wounded	373	89	2,548	124	..	124	3,258	9	93	24	1,033	6	1,165
Missing (b)	2	3	124	18	147	..	2	2	156	1	161
Total	538	214	3,598	211	..	373	4,934	21	155	54	1,526	13	1,769
DARDANELLES.														
Killed (a) ..	17	354	246	9,710	359	10,686	710	93	339	5,629	161	6,932
Wounded ..	21	956	480	25,964	524	27,945	1,609	239	567	14,518	442	17,375
Missing (b)	20	4,572	220	4,812	107	..	5	2,194	144	2,450
Total ..	38	1,310	746	40,246	1,103	43,443	2,426	332	911	22,341	747	26,757

(a) Includes died of wounds and died of other causes.

(b) Includes wounded prisoners.

(f) See note on page 240.

249

Casualties.
Total by Arms.

TABLE (ii).—TOTAL CASUALTIES BY ARMS IN THE REGULAR ARMY AND THE TERRITORIAL FORCE REPORTED TO 14TH MARCH, 1920—continued.

Non-commissioned Officers and Men—continued.

Theatre of operations.	Regular Army.								Territorial Force					
	Cavalry.	Artillery.	Engineers.	Infantry.	Machine-gun Corps.	Tank Corps.	Other arms.	Total.	Cavalry.	Artillery.	Engineers.	Infantry.	Other arms.	Total.
SALONICA.														
<i>(Black Sea Army.)</i>														
Killed (a) ..	1	994	388	5,506	181	..	1,526	8,596	95	118	82	411	45	751
Wounded (f) ..	3	889	207	13,136	284	..	406	14,925	115	76	43	902	20	1,156
Missing (b)	101	30	2,244	10	..	37	2,422	8	19	..	117	..	144
Total ..	4	1,984	625	20,886	475	..	1,969	25,943	218	213	125	1,430	65	2,051
MESOPOTAMIA.														
Killed (a) ..	234	1,624	422	8,871	290	..	894	12,335	15	242	90	1,844	7	2,198
Wounded (f) ..	328	807	190	14,361	278	..	156	16,120	6	60	5	2,312	..	2,383
Missing (b) ..	29	278	23	2,303	6	..	91	2,730	3	62	3	437	..	505
Total ..	591	2,709	635	25,535	574	..	1,141	31,185	24	364	98	4,593	7	5,086
EGYPT.														
Killed (a) ..	32	543	409	2,438	445	2	982	4,851	894	488	221	7,065	110	8,778
Wounded (f) ..	13	256	88	4,140	725	..	262	5,484	1,433	521	167	19,588	127	21,836
Missing (b) ..	6	14	96	451	54	..	296	917	394	12	55	1,717	4	2,182
Total ..	51	813	593	7,029	1,224	2	1,540	11,252	2,721	1,021	443	28,370	241	32,796

Casualties.
Total by Arms.

EAST AFRICA.															
(3948)	Killed (a) ..	1	42	113	432	12	..	477	1,077	2	8	9	41	1	61
	Wounded (f) ..	1	5	14	370	3	..	10	403	1	3	1	20	..	25
	Missing (b) ..	1	..	3	55	2	61	2	2	..	4
	Total ..	3	47	130	857	15	..	489	1,541	3	11	12	63	1	90
AFGHANISTAN.															
	Killed (a) ..	13	12	2	46	8	..	4	85	..	5	..	17	1	23
	Wounded (f) ..	26	9	4	75	6	..	2	122	..	3	..	21	..	24
	Missing (b)
	Total ..	39	21	6	121	14	..	6	207	..	8	..	38	1	47
NORTH RUSSIA AND VLADIVOSTOCK.															
	Killed (a)	12	7	188	18	..	29	254	..	2	3	40	4	49
	Wounded (f)	14	5	303	22	..	6	350	..	1	..	57	..	58
	Missing (b)	13	109	4	..	17	143	1	23	..	24
	Total	26	25	600	44	..	52	747	..	3	4	120	4	131
OTHER THEATRES.															
	Killed (a) ..	9	8	2	88	20	127	4	4	..	31	..	39
	Wounded (f) ..	21	21	6	137	22	207	10	..	4	18	1	33
	Missing (b) ..	1	11	9	..	33	54	3	..	1	49	..	53
	Total ..	31	29	8	236	9	..	75	388	17	4	5	98	1	125

(a) Includes died of wounds and died of other causes.

(b) Includes prisoners.

251
Casualties.
Total by Arms.

TABLE (ii.)—TOTAL CASUALTIES BY ARMS IN THE REGULAR ARMY AND THE TERRITORIAL FORCE REPORTED TO 14TH MARCH, 1920—continued.

Non-commissioned Officers and Men—continued.

Theatre of operations.	Regular Army.								Territorial Force.					
	Cavalry.	Artillery.	Engineers.	Infantry.	Machine-gun Corps.	Tank Corps.	Other arms.	Total.	Cavalry.	Artillery.	Engineers.	Infantry.	Other arms.	Total.
TOTAL														
Killed (a) ..	4,025	35,159	11,528	336,180	12,498	1,124	18,476	418,990	2,435	8,113	3,369	106,973	1,349	122,239
Wounded (f) ..	11,470	111,925	32,901	969,726	38,247	3,842	27,906	1,196,017	5,185	24,657	10,525	326,118	5,316	371,801
Missing (b) ..	1,489	3,757	1,884	165,319	6,417	584	2,346	181,796	634	1,068	864	51,663	913	55,142
Total ..	16,984	150,841	46,313	1,471,225	57,162	5,550	48,728	1,796,803	8,254	33,838	14,758	484,754	7,578	549,182
<i>Total up to 8th February, 1920.</i>	<i>16,984</i>	<i>150,838</i>	<i>46,309</i>	<i>1,471,210</i>	<i>57,162</i>	<i>5,550</i>	<i>48,718</i>	<i>1,796,771</i>	<i>8,254</i>	<i>33,838</i>	<i>14,751</i>	<i>484,752</i>	<i>7,578</i>	<i>549,179</i>

(a) Includes died of wounds and died of other causes.

(b) Includes prisoners.

(f) See note on page 240.

Total men lost to the Expeditionary Force, France.

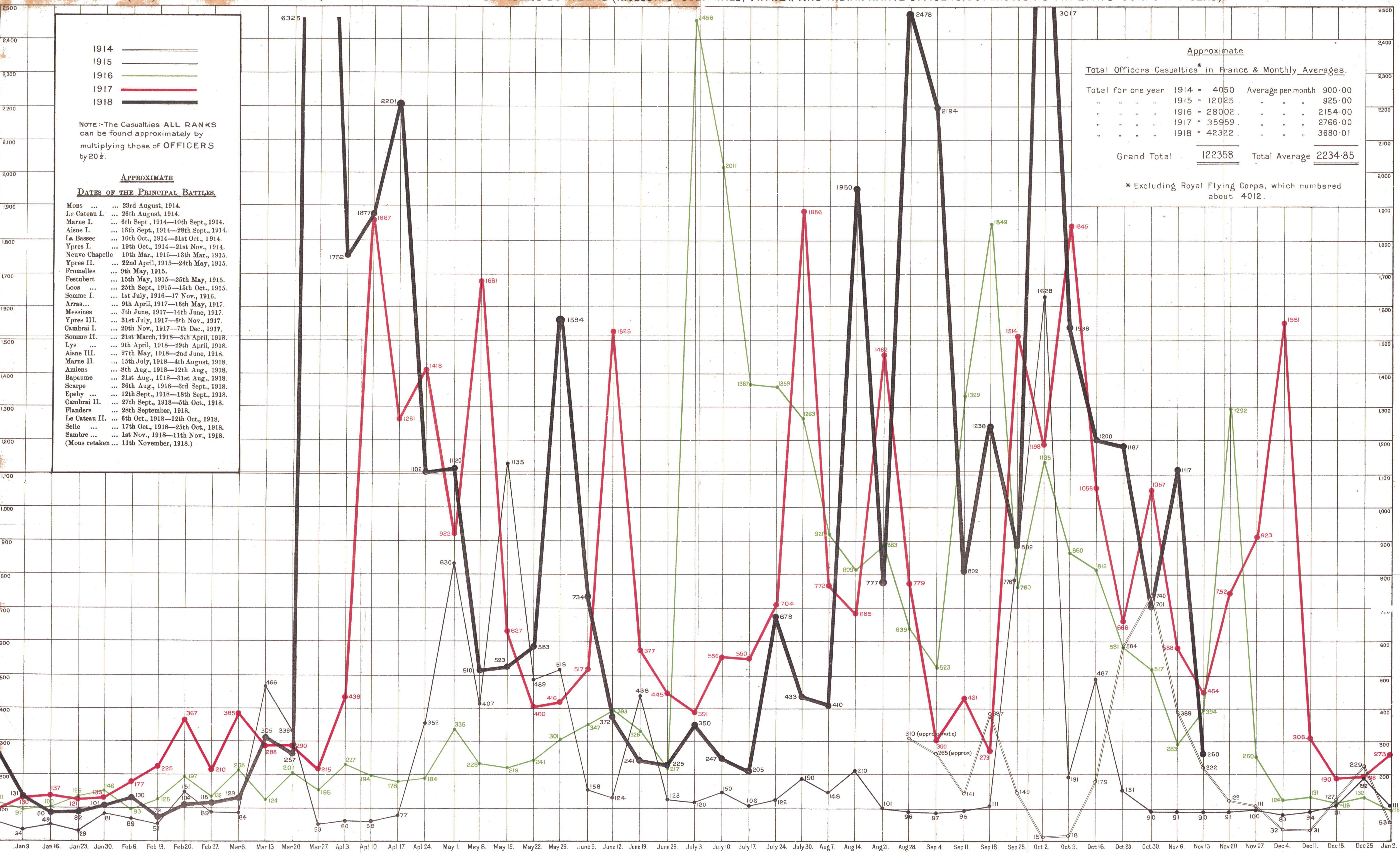
1. Regular and Territorial Forces only in France to 14th March, 1920. (No allowances are made for sick and wounded sent back in drafts.)

	Officers.	Other ranks.
Killed	23,444	363,255
Died of wounds, &c.	6,705	119,160
Missing and prisoners	3,446	220,129
Total	33,595	702,544
Sent to England to 26th February, 1920 (from Army Medical Department Returns).		
{ Sick	49,935	996,957
{ Wounded	56,758	1,093,280
Total	140,288	2,792,781
2. Sick and wounded in hospitals overseas	33	1,014

Casualties.
Total by Arms.

Table (iii) — B.E.F.—FRANCE, BATTLE CASUALTIES IN OFFICERS BY WEEKS (INCLUDING COLONIALS, R.N.D.—AND INDIAN NATIVE OFFICERS, BUT EXCLUDING R. FLYING CORPS OFFICERS)

SECRET.



1914 ———
 1915 ———
 1916 ———
 1917 ———
 1918 ———

NOTE:—The Casualties ALL RANKS can be found approximately by multiplying those of OFFICERS by 20 ±.

APPROXIMATE
DATES OF THE PRINCIPAL BATTLES.

Mons ... 23rd August, 1914.
 Le Cateau I. ... 26th August, 1914.
 Marne I. ... 6th Sept., 1914—10th Sept., 1914.
 Aisne I. ... 18th Sept., 1914—28th Sept., 1914.
 La Bassée ... 10th Oct., 1914—31st Oct., 1914.
 Ypres I. ... 19th Oct., 1914—21st Nov., 1914.
 Neuve Chapelle ... 10th Mar., 1915—13th Mar., 1915.
 Ypres II. ... 22nd April, 1915—24th May, 1915.
 Fromelles ... 9th May, 1915.
 Festubert ... 15th May, 1915—25th May, 1915.
 Loos ... 25th Sept., 1915—15th Oct., 1915.
 Somme I. ... 1st July, 1916—17 Nov., 1916.
 Arras ... 9th April, 1917—16th May, 1917.
 Messines ... 7th June, 1917—14th June, 1917.
 Ypres III. ... 31st July, 1917—6th Nov., 1917.
 Cambrai I. ... 20th Nov., 1917—7th Dec., 1917.
 Somme II. ... 21st March, 1918—5th April, 1918.
 Lys ... 9th April, 1918—29th April, 1918.
 Aisne III. ... 27th May, 1918—2nd June, 1918.
 Marne II. ... 15th July, 1918—4th August, 1918.
 Amiens ... 8th Aug., 1918—12th Aug., 1918.
 Bapaume ... 21st Aug., 1918—31st Aug., 1918.
 Scarpe ... 26th Aug., 1918—3rd Sept., 1918.
 Epehy ... 12th Sept., 1918—18th Sept., 1918.
 Cambrai II. ... 27th Sept., 1918—5th Oct., 1918.
 Flanders ... 28th September, 1918.
 Le Cateau II. ... 6th Oct., 1918—12th Oct., 1918.
 Selle ... 17th Oct., 1918—25th Oct., 1918.
 Sambre ... 1st Nov., 1918—11th Nov., 1918.
 (Mons retaken ... 11th November, 1918.)

Approximate
 Total Officers Casualties* in France & Monthly Averages.

Total for one year	1914 = 4050	Average per month	900.00
" " " "	1915 = 12025	" " "	925.00
" " " "	1916 = 28002	" " "	2154.00
" " " "	1917 = 35959	" " "	2766.00
" " " "	1918 = 42322	" " "	3680.01
Grand Total	122358	Total Average	2234.85

* Excluding Royal Flying Corps, which numbered about 4012.

NOTE.—Casualties occurring after the signing of the Armistice on 11th November, 1918, have been included in the figures for week ending 13th November, 1918.

TABLE (iii).—APPROXIMATE CASUALTIES BY MONTHS IN THE EXPEDITIONARY FORCE, FRANCE.

(Since 22nd August, 1914.)

Month.	Force.	Killed.		Died of wounds.		Died of disease, &c.		Total deaths.		Wounded (f).		Missing and prisoners.		Total.		Prisoners (included in previous column).*
		Officers.	Other ranks.	Officers.	Other ranks.	Officers.	Other ranks.	Officers.	Other ranks.	Officers.	Other ranks.	Officers.	Other ranks.	Officers.	Other ranks.	
1914.																
August ..	Regular Army (a) ..	88	1,073	15	204	2	..	105	1,277	147	3,115	219	9,546	471	13,938	8,190
September ..	Regular Army (a) ..	198	1,775	42	667	1	34	241	2,476	447	8,834	132	3,059	820	14,369	1,213
October ..	Regular Army (a) ..	328	4,058	64	1,083	3	104	395	5,245	784	13,560	199	8,524	1,378	27,329	} 5,910
	Territorial Force	17	..	1	18	6	24	6	42	
	Indian Native ..	5	102	1	33	6	135	18	1,178	4	96	28	1,409	
	Total ..	333	4,177	65	1,084	3	137	401	5,398	808	14,762	203	8,620	1,412	28,780	..
November ..	Regular Army (a) ..	248	2,850	77	1,307	5	169	330	4,326	493	13,695	150	2,612	973	20,633	} 1,281
	Territorial Force ..	4	52	..	26	..	4	4	82	11	125	1	108	16	315	
	Indian Native ..	25	524	2	53	27	577	50	1,839	10	345	87	2,761	
	Total ..	277	3,426	79	1,333	5	226	361	4,985	554	15,659	161	3,065	1,076	23,709	..
December ..	Regular Army (a) ..	117	1,560	31	518	4	131	152	2,209	203	4,741	44	1,056	399	8,006	} 369
	Territorial Force ..	3	72	..	25	..	5	3	102	13	304	3	8	19	414	
	Indian Native ..	13	403	2	46	15	449	37	1,345	21	374	73	2,168	
	Total ..	133	2,035	33	543	4	182	170	2,760	253	6,390	68	1,438	491	10,588	..

253

Casualties by Months.
France.

* For fuller details regarding prisoners of war, see Table (xviii.), p. 330.

(a) See footnote (a) on p. 271.

(f) See note on p. 240.

TABLE (iii).—APPROXIMATE CASUALTIES BY MONTHS IN THE EXPEDITIONARY FORCE, FRANCE—*continued.*

Month.	Force.	Killed.		Died of wounds.		Died of disease, &c.		Total deaths.		Wounded (f).		Missing and prisoners.		Total.		Prisoners (included in previous columns).*
		Officers.	Other ranks.	Officers.	Other ranks.	Officers.	Other ranks.	Officers.	Other ranks.	Officers.	Other ranks.	Officers.	Other ranks.	Officers.	Other ranks.	
1915. January ..	Regular Army (a) ..	61	1,083	25	418	6	186	92	1,687	118	3,519	14	436	224	5,642	} 247
	Territorial Force ..	10	92	..	36	..	11	10	139	7	318	17	457	
	Canadian ..	3	9	3	9	1	18	4	27	
	Indian Native ..	4	22	2	63	6	85	2	70	..	8	8	163	
	Total ..	78	1,206	27	454	6	260	111	1,920	128	3,925	14	444	253	6,289	..
February ..	Regular Army (a) ..	93	1,330	28	480	6	198	127	2,008	213	5,462	14	354	351	7,824	} 244
	Territorial Force ..	8	102	..	40	..	10	8	152	16	420	1	6	25	578	
	Canadian ..	2	26	..	14	..	7	2	47	3	77	..	6	5	130	
	Indian Native ..	1	39	1	..	2	62	4	101	4	170	8	271	
	Total ..	104	1,497	29	534	8	277	141	2,308	236	6,129	15	366	392	8,803	..
March ..	Regular Army (a) ..	251	3,788	71	1,201	8	225	330	5,214	471	12,234	62	637	863	18,085	} 56
	Territorial Force ..	28	397	13	233	1	31	42	661	82	1,892	5	52	129	2,605	
	Canadian ..	5	86	1	27	1	8	7	121	14	292	..	21	21	434	
	Indian Native ..	25	467	2	71	27	538	48	1,607	3	123	78	2,268	
	Total ..	309	4,738	87	1,461	10	335	406	6,534	615	16,025	70	833	1,091	23,392	..
April ..	Regular Army (a) ..	176	2,753	51	885	5	178	232	3,816	498	12,080	19	936	749	16,832	} 334
	Territorial Force ..	50	1,063	17	315	..	37	67	1,415	174	4,613	13	474	254	6,502	
	Canadian ..	52	826	6	168	..	32	58	1,026	120	2,666	20	266	198	3,958	
	Indian Native ..	10	555	1	..	1	56	12	611	56	1,972	..	120	68	2,703	
	Total ..	288	5,197	75	1,368	6	303	369	6,868	848	21,331	52	1,796	1,269	29,995	..

Casualties by Months.
France.

May..	Regular Army (a)	390	6,709	111	1,902	2	77	503	8,688	1,139	28,479	197	5,676	1,839	42,843	} 1,758
	Territorial Force ..	154	2,444	35	684	3	32	192	3,160	448	9,762	29	1,239	669	14,161	
	Canadian ..	33	512	6	191	1	14	40	717	100	2,420	2	11	142	3,148	
	Indian Native ..	14	237	3	24	17	261	60	2,454	..	136	77	2,851	
	Total ..	591	9,902	155	2,777	6	147	752	12,826	1,747	43,115	228	7,062	2,727	63,003	
June..	Regular Army (a)	113	1,730	36	620	3	107	152	2,457	390	10,705	26	665	568	13,827	} 91
	Territorial Force ..	65	853	8	166	1	21	74	1,040	224	4,557	9	327	307	5,924	
	Canadian ..	14	162	2	96	1	14	17	272	31	735	1	12	49	1,019	
	Indian Native ..	2	77	1	24	3	101	13	752	16	853	
	Total ..	194	2,822	47	882	5	166	246	3,870	658	16,749	36	1,004	940	21,623	
July..	Regular Army (a)	113	1,828	33	557	2	82	148	2,467	364	8,758	27	259	539	11,484	} 41
	Territorial Force ..	18	498	10	199	2	27	30	724	95	2,837	..	4	125	3,565	
	Canadian ..	3	27	3	30	..	6	6	63	12	229	18	292	
	Indian Native ..	1	32	1	..	1	24	3	56	12	221	15	277	
	Total ..	135	2,385	47	786	5	139	187	3,310	483	12,045	27	263	697	15,618	
August	Regular Army (a)	99	1,704	40	695	2	99	141	2,498	354	8,178	16	28	511	10,704	} 31
	Territorial Force ..	20	360	11	189	..	30	31	579	88	1,986	1	8	120	2,573	
	Canadian ..	2	27	2	30	1	5	5	62	6	192	11	254	
	Indian Native ..	2	48	24	2	72	4	336	6	408	
	Total ..	123	2,139	53	914	3	158	179	3,211	452	10,692	17	36	648	13,939	
September ..	Regular Army (a)	599	7,694	90	1,364	11	195	700	9,253	1,146	30,850	220	8,308	2,066	48,411	} 1,864
	Territorial Force ..	64	977	17	246	1	37	82	1,260	178	4,583	15	285	275	6,128	
	Canadian ..	1	42	1	25	..	5	2	72	10	250	12	322	
	Indian Native ..	4	246	2	24	6	270	33	1,807	7	278	46	2,355	
	Total ..	668	8,959	110	1,635	12	261	790	10,855	1,367	37,490	242	8,871	2,399	57,216	
October	Regular Army (a)	182	2,720	92	1,404	11	209	285	4,333	450	11,772	31	981	766	17,086	} 99
	Territorial Force ..	91	1,057	21	297	..	20	112	1,374	163	4,430	13	487	283	6,291	
	Canadian ..	5	153	3	48	..	6	8	207	29	750	..	29	37	986	
	Indian Native ..	4	53	1	33	5	86	12	344	..	8	17	438	
	Total ..	282	3,983	116	1,749	12	268	410	6,000	654	17,296	44	1,505	1,108	24,801	

* For fuller details regarding prisoners of war, see Table (xviii.), p. 332.

(a) See footnote (a) on p. 271.

(f) See note on p. 240.

TABLE (iii).—APPROXIMATE CASUALTIES BY MONTHS IN THE EXPEDITIONARY FORCE, FRANCE—*continued.*

Month.	Force.	Killed.		Died of wounds.		Died of disease, &c.		Total deaths.		Wounded (f)		Missing and prisoners.		Total.		Prisoners (included in previous columns).*
		Officers.	Other ranks.	Officers.	Other ranks.	Officers.	Other ranks.	Officers.	Other ranks.	Officers.	Other ranks.	Officers.	Other ranks.	Officers.	Other ranks.	
1915— <i>cont.</i> November ..	Regular Army (a) ..	54	1,224	39	595	12	223	105	2,042	224	4,215	13	38	342	6,295	} 17
	Territorial Force ..	13	284	10	151	1	54	24	489	49	1,130	1	4	74	1,623	
	Canadian ..	6	104	2	36	..	4	8	144	29	665	..	1	37	810	
	Indian Native	5	56	..	61	..	21	82	
	Total ..	73	1,617	51	782	13	337	137	2,736	302	6,031	14	43	453	8,810	..
December ..	Regular Army (a) ..	69	1,451	42	638	15	276	126	2,365	305	5,355	11	26	442	7,746	} 47
	Territorial Force ..	14	370	11	163	1	62	26	595	84	1,905	1	35	111	2,535	
	Canadian ..	4	26	3	49	..	10	7	85	29	117	36	202	
	Indian Native	45	..	45	45	
	Total ..	87	1,847	56	850	16	393	159	3,090	418	7,377	12	61	589	10,528	..
1916. January ..	Regular Army (a) ..	93	1,514	28	708	12	289	133	2,511	282	5,940	22	31	437	8,482	} 27
	Territorial Force ..	13	172	7	92	2	59	22	323	59	952	..	1	81	1,276	
	Canadian ..	5	84	3	36	2	20	10	140	24	459	..	3	34	602	
	Indian Native	60	..	60	1	2	1	62	
	Total ..	111	1,770	38	836	16	428	165	3,034	366	7,353	22	35	553	10,422	..

Casualties by Months.
France.

(9349)	February ..	Regular Army (a) ..	87	1,786	29	742	13	284	129	2,762	358	7,141	25	388	512	10,291	} 212
		Territorial Force ..	10	271	9	92	2	45	21	408	36	1,092	..	16	57	1,516	
		Canadian ..	2	68	1	34	3	7	6	109	16	436	..	4	22	549	
		Indian Native	67	..	67	67	
		Total ..	99	2,075	39	868	18	403	156	3,346	410	8,669	25	408	591	12,423	
	March ..	Regular Army (a) ..	132	2,489	43	1,077	17	388	192	3,954	500	10,704	25	381	717	15,639	} 86
		Territorial Force ..	23	333	6	107	2	60	28	500	74	1,416	1	34	103	1,950	
		Canadian ..	6	170	4	78	1	19	11	267	35	805	..	1	46	1,073	
		Australian	2	..	1	3	..	14	17	
		Indian Native	1	3	1	3	
Total ..	158	2,994	53	1,263	20	467	231	4,724	610	12,942	26	416	867	18,082	..		
	April ..	Regular Army (a) ..	111	2,358	48	1,218	16	362	175	3,938	537	10,364	14	320	726	15,122	} 158
		Territorial Force ..	16	345	4	159	2	48	22	552	93	1,627	2	38	117	2,217	
		Canadian ..	27	614	13	189	..	9	40	812	116	2,877	1	29	157	3,718	
		Australian ..	3	68	1	26	2	13	6	107	10	214	16	321	
		Newfoundland	1	1	1	4	1	5	
South African	4	..	4	1	2	1	6			
Indian Native	1	1	1	1			
Total ..	157	3,386	66	1,592	20	436	243	5,414	759	15,589	17	387	1,019	21,390	..		
2 K	May ..	Regular Army (a) ..	140	2,294	47	1,214	13	307	200	3,815	546	11,639	25	530	771	15,984	} 641
		Territorial Force ..	26	432	6	175	5	70	37	677	115	2,635	18	434	170	3,746	
		Canadian ..	17	324	11	200	2	21	30	545	71	1,940	..	10	101	2,495	
		Australian ..	10	179	3	61	..	35	13	275	25	659	1	11	39	945	
		New Zealand ..	2	30	1	12	..	12	3	54	8	258	11	312	
Newfoundland	4	4			
South African	11	..	5	..	8	..	24	2	45	2	69			
Indian Native	1	1	1	1	2	8	3	9			
Total ..	195	3,271	69	1,667	20	453	284	5,391	769	17,188	44	985	1,097	23,564	..		

257
Casualties by Months.
France.

* For fuller details regarding prisoners of war, see Table (xviii), p. 332.

(a) See footnote (a) on p. 271.

(f) See note on p. 240.

TABLE (iii).—APPROXIMATE CASUALTIES BY MONTHS IN THE EXPEDITIONARY FORCE, FRANCE—continued.

Month.	Force.	Killed.		Died of wounds.		Died of disease, &c.		Total deaths.		Wounded (f).		Missing and prisoners.		Total.		Prisoners (included in previous columns).*
		Officers.	Other ranks.	Officers.	Other ranks.	Officers.	Other ranks.	Officers.	Other ranks.	Officers.	Other ranks.	Officers.	Other ranks.	Officers.	Other ranks.	
1916—cont June ..	Regular Army (a) ..	165	2,952	49	1,257	8	197	222	4,406	655	16,294	42	605	919	21,305	} 189
	Territorial Force ..	30	588	10	266	3	32	43	886	169	3,226	10	69	222	4,181	
	Canadian ..	115	1,966	15	423	1	11	131	2,400	325	7,190	28	441	484	10,021	
	Australian ..	6	279	2	91	..	41	8	411	60	1,207	..	8	68	1,626	
	New Zealand ..	6	151	4	52	..	16	10	219	25	724	..	3	35	946	
	Newfoundland	1	..	2	3	..	7	10	
	South African	1	..	3	..	6	..	10	2	13	2	23	
	Royal Naval Division ..	1	16	..	11	..	11	1	38	1	77	2	115	
	Indian Native	
Total ..	323	5,954	80	2,105	12	314	415	8,373	1,237	28,728	80	1,126	1,732	38,227	..	
July ..	Regular Army (a) ..	1,667	22,140	348	5,959	11	261	2,026	28,360	4,098	99,120	444	12,050	6,568	139,530	} 2,843
	Territorial Force ..	254	3,127	48	963	6	51	308	4,141	776	17,740	118	3,156	1,202	25,037	
	Canadian ..	20	358	5	146	1	15	26	519	99	1,669	2	14	127	2,202	
	Australian ..	145	3,664	24	618	..	70	169	4,352	383	10,764	31	368	583	15,484	
	New Zealand ..	14	175	4	93	..	12	18	280	39	897	..	17	57	1,194	
	Newfoundland ..	13	92	4	23	..	1	17	116	16	431	1	128	34	675	
	South African ..	33	814	7	100	..	6	40	920	78	1,890	9	234	127	3,044	
	Royal Naval Division	24	..	4	..	3	..	31	5	103	1	..	6	134	
	Indian Native	15	15	5	55	..	2	5	72	
Total ..	2,146	30,409	440	7,906	18	419	2,604	38,734	5,499	132,669	606	15,969	8,709	187,372	..	
August ..	Regular Army (a) ..	481	7,168	154	2,711	10	228	645	10,107	1,498	31,540	94	2,068	2,237	43,715	} 973
	Territorial Force ..	119	1,993	37	742	3	50	159	2,790	383	8,928	34	1,198	576	12,916	
	Canadian ..	16	313	11	105	3	13	30	431	70	1,482	1	..	101	1,913	
	Australian ..	71	2,272	34	682	..	33	105	2,987	312	9,684	6	100	423	12,771	
	New Zealand	22	2	21	..	14	2	57	3	135	5	192	
	Newfoundland	4	..	5	..	1	..	10	..	22	32	
	South African ..	1	9	..	28	..	3	1	40	2	40	3	80	
	Royal Naval Division	31	..	14	..	1	..	46	5	197	5	243	
	Indian Native ..	1	2	1	2	2	31	..	1	3	34	
Total ..	689	11,819	233	4,308	16	343	943	16,470	2,275	52,059	135	3,367	3,353	71,896	..	

Casualties by Months.
France.

September	(9343)	Regular Army (a)	765	11,805	196	3,375	10	228	971	15,408	2,209	41,431	156	5,535	3,336	62,374	} 436
		Territorial Force	240	4,134	58	1,181	1	51	299	5,366	765	17,040	57	1,580	1,121	23,986	
		Canadian	151	2,731	36	831	1	27	183	3,589	442	10,857	14	260	644	14,706	
		Australian	31	552	20	492	3	60	54	1,104	52	1,618	2	32	108	2,734	
		New Zealand	42	965	12	265	..	4	54	1,234	158	4,153	..	148	212	5,535	
		Newfoundland	..	2	..	2	..	1	..	5	..	16	21	
		South African	..	22	1	16	..	4	1	42	1	84	2	126	
		Royal Naval Division	..	24	..	9	..	1	..	34	5	60	5	94	
		Indian Native	..	4	1	..	1	4	2	25	3	29	
		Total	1,229	20,239	323	6,171	16	376	1,568	26,786	3,634	75,284	229	7,555	5,431	109,625	
October	..	Regular Army (a)	481	6,904	151	2,661	15	351	647	9,916	1,268	28,510	114	3,061	2,029	41,487	} 441
		Territorial Force	95	1,552	31	625	2	62	128	2,239	307	6,563	20	993	455	9,795	
		Canadian	83	1,263	27	387	..	20	110	1,670	229	5,577	13	261	352	7,508	
		Australian	6	228	4	215	3	45	13	488	44	896	..	9	57	1,393	
		New Zealand	26	388	16	143	..	5	42	536	40	1,441	..	33	82	2,010	
		Newfoundland	3	44	1	16	..	1	4	61	5	186	1	29	10	276	
		South African	22	298	6	67	..	2	28	367	24	756	1	62	53	1,185	
		Royal Naval Division	..	23	..	18	..	1	..	47	6	104	1	..	7	151	
		Indian, Native	1	..	1	..	2	..	
		Total	716	10,705	236	4,132	20	487	972	15,324	1,924	44,033	151	4,448	3,047	63,805	
November	..	Regular Army (a)	355	4,052	95	1,674	16	380	466	6,106	831	15,965	124	3,221	1,421	25,292	} 1,718
		Territorial Force	85	1,625	26	534	3	86	114	2,245	258	5,229	25	595	397	8,069	
		Canadian	41	595	17	258	..	24	58	877	131	2,382	2	46	191	3,305	
		Australian	47	1,162	17	175	..	50	64	1,387	134	3,320	2	15	200	4,722	
		New Zealand	2	50	2	60	..	7	4	117	6	209	..	1	10	327	
		Newfoundland	..	5	5	..	24	29	
		South African	2	4	1	5	3	9	1	3	4	12	
		Royal Naval Division	48	292	..	160	..	2	48	454	94	1,597	16	24	158	2,075	
		Indian, Native	1	4	1	..	2	4	..	19	..	1	2	24	
		Total	579	7,785	159	2,865	21	554	759	11,204	1,455	28,748	169	3,903	2,333	43,855	

2 K 2

259
Casualties by Months.
France.

* For fuller details regarding prisoners of war, see Table (xviii.), p. 332.

(a) See footnote (a) on p. 271.

(f) See note on p. 240.

TABLE (iii).—APPROXIMATE CASUALTIES BY MONTHS IN THE EXPEDITIONARY FORCE, FRANCE—continued.

Month.	Force.	Killed.		Died of wounds.		Died of disease, &c.		Total deaths.		Wounded (f).		Missing and prisoners.		Total		Prisoners (included in previous columns).*
		Officers.	Other ranks.	Officers.	Other ranks.	Officers.	Other ranks.	Officers.	Other ranks.	Officers.	Other ranks.	Officers.	Other ranks.	Officers.	Other ranks.	
1916—contd.																
December ..	Regular Army (a) ..	76	1,519	45	828	26	628	147	2,975	235	4,961	17	70	399	8,006	} 63
	Territorial Force ..	17	408	11	230	2	104	30	742	77	1,411	3	21	110	2,174	
	Canadian ..	4	164	2	106	1	34	7	304	35	665	42	969	
	Australian ..	6	364	14	136	2	142	22	642	56	1,039	..	13	78	1,694	
	New Zealand ..	1	29	..	32	1	16	2	77	5	119	..	1	7	197	
	Newfoundland	2	..	2	4	1	19	1	23	
	South African	12	1	6	..	5	1	23	4	58	5	81	
	Royal Naval Division	12	..	3	..	15	1	1	1	16	
	Indian Native	
Total	104	2,498	73	1,352	32	932	209	4,782	414	8,273	20	105	643	13,160	
1917.																
January ..	Regular Army (a) ..	99	1,458	35	636	20	496	154	2,590	311	5,863	19	258	484	8,711	} 160
	Territorial Force ..	17	384	10	199	3	108	30	691	66	1,591	2	24	98	2,306	
	Canadian ..	5	215	1	101	1	39	7	355	41	1,000	..	8	48	1,363	
	Australian ..	13	323	6	98	3	173	22	594	39	1,144	..	12	61	1,750	
	New Zealand ..	1	14	..	18	..	18	1	50	5	130	6	180	
	Newfoundland	9	..	3	..	1	..	13	..	24	37	
	South African	17	..	6	..	7	..	30	1	50	1	80	
	Royal Naval Division ..	1	25	..	23	..	6	1	54	5	103	1	..	7	157	
	Indian Native	
Total	136	2,445	52	1,084	27	848	215	4,377	468	9,905	22	302	705	14,584	

Casualties by Months, France.

260

February	Regular Army (a)	156	2,831	63	1,093	36	1,072	255	4,996	455	8,456	46	1,020	756	14,472	} 633
	Territorial Force	26	609	13	214	4	208	43	1,031	125	2,066	8	95	176	3,192	
	Canadian	5	194	5	122	1	87	11	403	45	1,112	..	8	56	1,523	
	Australian	33	540	6	163	5	246	44	949	129	2,456	..	35	173	3,440	
	New Zealand	1	92	2	22	..	21	3	135	12	303	..	17	15	455	
	Newfoundland	1	4	..	3	..	1	1	8	..	14	1	22	
	South African	..	12	1	7	..	20	1	39	4	62	5	101	
	Royal Naval Division	9	502	..	99	..	11	9	612	43	959	9	120	61	1,691	
	Indian Native	1	1	1	..	
Total	231	4,784	91	1,723	46	1,666	368	8,173	813	15,428	63	1,295	1,244	24,896	..	
March	Regular Army (a)	168	2,311	67	1,161	22	649	257	4,121	481	8,511	65	515	803	13,147	} 508
	Territorial Force	59	777	20	367	4	157	83	1,301	215	2,997	16	198	314	4,496	
	Canadian	24	419	6	118	3	61	33	598	91	1,812	5	23	129	2,433	
	Australian	34	648	14	350	4	141	52	1,139	102	2,634	..	45	154	3,318	
	New Zealand	1	56	1	20	1	29	3	105	7	219	..	2	10	326	
	Newfoundland	1	2	1	8	..	1	2	11	2	2	4	13	
	South African	..	8	..	7	3	10	3	25	1	29	4	54	
	Royal Naval Division	35	..	6	..	41	..	2	43	
	Indian Native	..	2	2	..	28	..	10	..	40	
Total	287	4,223	109	2,066	37	1,054	433	7,343	899	16,234	86	793	1,418	24,370	..	
April	Regular Army (a)	814	12,453	220	3,834	23	657	1,057	16,944	2,216	45,640	323	5,238	3,596	67,822	} 2,829
	Territorial Force	269	3,915	70	1,253	3	184	342	5,352	759	13,195	52	1,404	1,153	19,951	
	Canadian	165	3,137	51	916	1	51	217	4,104	425	9,083	21	201	663	13,388	
	Australian	145	2,467	22	395	2	67	169	2,929	208	5,173	27	453	404	8,555	
	New Zealand	..	26	..	24	..	23	..	73	7	130	7	203	
	Newfoundland	1	40	..	10	..	2	1	52	8	226	10	256	19	534	
	South African	14	242	8	83	1	8	23	333	69	1,219	..	17	92	1,569	
	Royal Naval Division	16	418	..	91	..	7	16	516	51	1,267	15	220	82	2,003	
	Indian Native	..	2	1	1	2	2	23	..	1	3	26	
Total	1,424	22,700	372	6,606	30	999	1,826	30,305	3,745	75,956	448	7,790	6,019	114,051	..	

* For fuller details regarding prisoners of war, see Table (xviii.), p. 332.

(a) See footnote (a) on p. 271.

(f) See note on p. 240.

261
Casualties by Months
France.

TABLE (iii).—APPROXIMATE CASUALTIES BY MONTHS IN THE EXPEDITIONARY FORCE, FRANCE—*continued.*

Month.	Force.	Killed.		Died of wounds.		Died of disease, &c.		Total deaths.		Wounded (f).		Missing and prisoners.		Total.		Prisoners (included in previous columns).*
		Officers.	Other ranks.	Officers.	Other ranks.	Officers.	Other ranks.	Officers.	Other ranks.	Officers.	Other ranks.	Officers.	Other ranks.	Officers.	Other ranks.	
1917— <i>contd.</i>																
May..	Regular Army (a)	433	6,479	151	2,620	17	517	601	9,616	1,233	25,025	246	5,179	2,080	39,820	} 3,280
	Territorial Force	180	2,210	54	916	3	93	237	3,219	556	10,635	73	1,810	866	15,664	
	Canadian	64	1,368	15	505	1	53	80	1,926	192	4,906	3	14	275	6,846	
	Australian	72	1,563	23	542	1	44	96	2,149	272	6,389	4	60	372	8,598	
	New Zealand	3	81	1	36	..	16	4	133	22	457	26	590	
	Newfoundland	9	9	..	3	12	
	South African	..	5	..	22	1	10	1	37	3	30	..	3	4	70	
	Royal Naval Division	3	214	..	63	..	6	3	283	9	243	..	217	12	743	
	British West Indies Regt.	..	4	4	1	10	1	14	
	Indian Native	..	4	4	2	40	..	1	2	45	
Total	..	755	11,928	244	4,713	23	739	1,022	17,380	2,290	47,738	326	7,284	3,638	72,402	..
June	Regular Army (a)	364	5,922	135	2,362	13	380	512	8,664	1,399	30,647	82	687	1,993	39,998	} 383
	Territorial Force	132	1,721	40	721	3	62	175	2,504	499	9,610	28	742	702	12,856	
	Canadian	25	670	16	261	4	53	45	984	128	3,451	2	22	175	4,457	
	Australian	71	1,412	16	449	3	53	90	1,914	282	6,396	..	81	372	8,391	
	New Zealand	22	829	12	285	..	15	34	1,129	163	4,327	..	118	197	5,574	
	Newfoundland	2	2	..	1	3	
	South African	1	3	1	3	1	6	3	12	1	25	4	37	
	Royal Naval Division	..	23	..	18	..	4	..	45	5	142	5	187	
	British West Indies Regt.	..	3	3	..	10	13	
	Indian Native	..	29	29	3	120	..	7	3	156	
Total	..	613	10,612	220	4,101	24	573	859	15,286	2,480	54,729	112	1,657	3,451	71,672	..

Casualties by Months.
France.

July..	Regular Army (a)	512	7,094	137	2,380	13	387	662	9,861	1,848	40,889	136	2,809	2,646	53,559	} - 2,311
	Territorial Force ..	143	2,124	46	847	6	102	195	3,073	748	15,000	41	1,218	984	19,291	
	Canadian ..	15	460	18	157	2	37	35	654	79	2,612	114	3,266	
	Australian..	25	511	10	196	4	41	39	743	104	2,214	1	36	144	2,998	
	New Zealand ..	6	183	4	54	..	18	10	255	25	753	..	5	35	1,013	
	Newfoundland ..	1	9	..	2	1	11	..	25	1	36	
	South African	1	1	1	..	10	1	12	3	4	..	2	4	18	
	Royal Naval Division ..	3	63	..	31	..	1	3	95	17	343	20	438	
	British West Indies Regt.	..	15	15	..	55	..	5	..	75	
	Indian Native	6	6	6	39	..	2	6	47	
Total ..	705	10,466	216	3,668	25	596	946	14,730	2,830	61,934	178	4,077	3,954	80,741	..	
August	Regular Army (a)	579	7,575	201	3,495	12	377	792	11,447	1,862	30,819	208	3,193	2,862	45,459	} 1,442
	Territorial Force ..	127	2,724	68	1,049	5	86	200	3,859	536	11,865	28	1,426	764	17,150	
	Canadian ..	79	1,771	14	471	5	23	98	2,265	272	7,972	5	31	375	10,268	
	Australian..	15	308	6	192	4	47	25	547	63	1,345	..	8	88	1,900	
	New Zealand ..	12	245	4	106	..	15	16	366	41	1,225	..	3	57	1,594	
	Newfoundland ..	1	23	..	13	1	36	..	152	1	188	
	South African ..	1	3	1	4	1	12	3	19	..	38	3	57	
	Royal Naval Division ..	2	35	..	21	..	2	2	58	13	166	15	224	
	British West Indies Regt.	..	3	3	..	31	..	1	..	35	
	Indian Native	3	1	..	1	3	..	32	..	4	1	39	
Total ..	816	12,690	294	5,351	28	562	1,138	18,603	2,787	53,645	241	4,666	4,166	76,914	..	
September ..	Regular Army (a)	429	5,813	142	2,470	9	281	580	8,564	1,397	29,973	114	1,332	2,091	39,869	} †763
	Territorial Force ..	211	3,505	68	1,262	1	105	280	4,872	646	16,372	23	1,331	949	22,575	
	Canadian ..	6	265	6	195	8	32	20	492	75	1,860	95	2,352	
	Australian ..	143	2,709	25	496	1	56	169	3,261	376	7,108	5	18	550	10,387	
	New Zealand ..	2	38	1	34	..	14	3	86	13	285	16	371	
	Newfoundland	7	..	3	..	2	..	12	..	31	43	
	South African ..	14	319	2	79	..	6	16	404	43	1,017	..	26	59	1,447	
	Royal Naval Division	42	..	20	..	2	..	64	7	147	7	211	
	British West Indies Regt.	..	22	22	1	162	1	184	
	Indian Native ..	1	4	1	4	1	36	2	40	
Total ..	806	12,724	244	4,559	19	498	1,069	17,781	2,559	56,991	142	2,707	3,770	77,479	..	

* For fuller details regarding prisoners of war, see Table (xviii.), p. 332.

† Complete numbers not yet available.

(a) See footnote (a) on p. 271.

(f) See note on p. 240.

263

Casualties by Months,
France.

TABLE (iii).—APPROXIMATE CASUALTIES BY MONTHS IN THE EXPEDITIONARY FORCE, FRANCE—*continued.*

Month.	Force.	Killed.		Died of wounds.		Died of disease, &c.		Total deaths.		Wounded (f).		Missing and prisoners		Total.		Prisoners (included in previous columns).*
		Officers.	Other ranks.	Officers.	Other ranks.	Officers.	Other ranks.	Officers.	Other ranks.	Officers.	Other ranks.	Officers.	Other ranks.	Officers.	Other ranks.	
1917— <i>contd.</i>																
October ..	Regular Army (a) ..	592	8,247	193	3,376	11	249	796	11,872	1,757	42,168	182	3,650	2,745	57,690	} †822
	Territorial Force ..	230	3,094	82	1,151	1	89	313	4,334	662	15,189	44	2,003	1,019	21,526	
	Canadian ..	85	1,471	26	502	8	50	119	2,023	217	5,503	5	80	341	7,606	
	Australian ..	263	5,377	45	988	1	40	309	6,405	525	12,671	14	118	848	19,194	
	New Zealand ..	67	1,234	16	314	1	21	84	1,569	169	4,149	3	183	256	5,901	
	Newfoundland ..	2	44	1	12	3	56	5	128	1	12	9	196	
	South African ..	1	48	3	25	1	8	5	81	10	215	..	5	15	301	
	Royal Naval Division ..	16	521	..	90	..	3	16	614	50	1,208	1	108	67	1,930	
	British West Indies Regt.	29	29	4	128	..	1	4	158	
	Indian Native	1	1	1	1	
Total	2,256	20,065	366	6,458	23	460	1,645	26,983	3,410	81,360	250	6,160	5,305	114,503	..
November ..	Regular Army (a) ..	515	4,884	161	1,973	20	268	696	7,125	1,457	26,660	254	6,577	2,407	40,362	} †6,565
	Territorial Force ..	161	1,941	55	805	3	94	219	2,840	523	10,654	100	3,162	842	16,656	
	Canadian ..	61	1,869	28	540	5	43	94	2,452	270	6,651	2	22	366	9,225	
	Australian ..	15	508	35	494	1	43	51	1,047	64	1,154	..	17	115	2,218	
	New Zealand ..	5	150	7	112	..	31	12	293	26	556	..	2	38	851	
	Newfoundland ..	2	40	1	8	..	1	3	49	5	177	..	13	8	239	
	South African	1	..	8	..	6	..	15	3	10	3	25	
	Royal Naval Division ..	2	77	..	62	..	2	2	141	17	276	1	..	20	417	
	British West Indies Regt.	2	2	2	42	2	44	
	Indian Native	7	7	3	40	3	47	
Total	761	9,479	287	4,002	29	488	1,077	13,971	2,370	46,220	357	9,893	3,804	70,084	..

Casualties by Months.
France.

(9848)	December ..	Regular Army (a) ..	251	2,628	86	1,657	18	295	355	4,580	827	15,198	118	1,948	1,300	21,726	} †1,973
		Territorial Force ..	86	1,135	22	822	1	92	109	2,049	330	6,804	25	761	464	9,614	
		Canadian ..	8	100	3	..	3	..	14	100	27	2,571	1	10	42	681	
		Australian ..	14	190	12	165	6	79	32	434	35	506	..	9	67	949	
		New Zealand ..	10	345	6	106	..	32	16	483	36	1,052	..	22	52	1,557	
		Newfoundland ..	1	14	3	23	..	1	4	38	..	78	..	44	4	160	
		South African ..	9	76	..	23	1	9	10	108	9	247	..	3	19	358	
		Royal Naval Division ..	13	308	..	78	..	8	13	394	23	627	9	200	45	1,221	
		British West Indies Regt.	..	1	1	1	6	1	7	
		Indian Native ..	5	41	5	41	9	237	1	60	15	338	
	Total ..	397	4,838	132	2,874	29	516	558	8,228	1,297	25,326	154	3,057	2,009	36,611	..	

* For fuller details regarding prisoners of war, see Table (xviii.), p. 332.

† Complete numbers not yet available.

(a) See footnote (a) on p. 271.

(f) See note on p. 240.

NOTE.—From January, 1918, onwards the figures for died of wounds and died of disease, &c., have been included in those for killed.

TABLE (iii).—APPROXIMATE CASUALTIES BY MONTHS IN THE EXPEDITIONARY FORCE, FRANCE—*continued.*

Month.	Force.	Killed.		Died of wounds.		Died of disease, &c.		Total deaths.		Wounded (f).		Missing (including prisoners).		Total.	
		Officers.	Other ranks.	Officers.	Other ranks.	Officers.	Other ranks.	Officers.	Other ranks.	Officers.	Other ranks.	Officers.	Other ranks.	Officers.	Other ranks.
1918.															
January ..	Regular Army (a) ..	125	872	41	661	29	591	195	2,124	268	5,054	10	160	473	7,338
	Territorial Force ..	11	269	12	225	4	143	27	637	58	1,557	4	49	89	2,243
	Canadian ..	8	85	1	68	10	74	19	227	23	460	..	13	42	700
	Australian ..	3	82	4	56	..	48	7	186	19	532	..	5	26	723
	New Zealand ..	4	103	2	87	..	33	6	223	14	452	..	2	20	677
	Newfoundland	3	..	4	..	4	..	11	..	3	14
	South African ..	1	25	..	16	1	11	2	52	5	43	7	95
	British West Indies Regt.	1	1	..	1	..	4	..	6
	Royal Naval Division ..	3	76	..	40	..	6	3	122	7	305	1	148	11	575
	Indian Native	1	1	1	1	1	2
	Total ..	155	1,517	60	1,157	44	910	259	3,584	395	8,408	15	381	669	12,373
February ..	Regular Army (a) ..	45	664	27	420	22	364	94	1,448	190	4,062	5	61	289	5,571
	Territorial Force ..	9	181	12	138	4	92	25	411	47	1,257	1	22	73	1,690
	Canadian ..	4	104	5	76	5	88	14	268	32	639	2	10	48	917
	Australian ..	7	71	4	56	4	48	15	175	24	381	2	23	41	579
	New Zealand ..	4	57	..	18	..	19	4	94	40	354	44	448
	Newfoundland	2	2
	South Africa	1	7	1	7	..	2	1	9
	British West Indies Regt.	3	3
	Royal Naval Division	9	..	8	..	4	..	21	1	36	..	10	1	67
	Indian Native	6	1	1	1	3	2	10	4	10	6	20
	Total ..	69	1,092	49	717	37	625	155	2,434	338	6,746	10	126	503	9,306

Casualties by Months.
France.

(3843)

March	..	Regular Army (a)	877	8,433	83	2,790	29	464	989	11,687	3,084	56,801	2,070	42,651	6,143	111,139	
	..	Territorial Force	240	2,685	29	894	5	123	274	3,702	933	18,933	839	17,219	2,046	39,854	
	..	Canadian	20	336	7	262	6	90	33	688	71	1,824	6	127	110	2,639	
	..	Australian	25	469	2	259	1	63	28	791	146	3,116	2	70	176	3,977	
	..	New Zealand	24	280	4	73	..	18	28	371	66	1,106	..	57	94	1,534	
	..	Newfoundland	1	17	1	9	..	1	2	27	3	71	..	3	5	101	
	..	South African	11	94	4	53	..	11	15	158	35	577	66	1,339	116	2,074	
	..	British West Indies Regt.
	..	Royal Naval Division	14	178	5	51	2	22	21	251	92	2,036	37	1,276	150	3,563	
	..	Indian Native
	..	Total	1,212	12,492	135	4,391	43	792	1,390	17,675	4,430	84,464	3,020	62,742	8,840	164,881	
	April	..	Regular Army (a)	588	8,266	338	4,670	7	544	933	13,480	2,624	56,801	755	19,735	4,312	90,016
		..	Territorial Force	207	2,769	118	1,502	3	127	328	4,398	889	18,569	225	5,640	1,442	28,607
..		Canadian	19	442	19	193	5	78	43	713	145	2,701	4	77	192	3,491	
..		Australian	111	1,475	38	705	6	49	155	2,229	410	7,923	16	673	581	10,825	
..		New Zealand	14	307	12	102	2	19	28	428	70	1,288	1	41	99	1,757	
..		Newfoundland	..	34	2	9	..	2	2	45	5	157	1	23	8	225	
..		South African	9	143	6	42	3	15	18	200	29	524	1	402	48	1,126	
..		British West Indies Regt.
..		Royal Naval Division	1	39	2	25	1	9	4	73	23	292	..	47	27	412	
..		Indian Native
..	Total	949	13,475	535	7,248	27	843	1,511	21,566	4,195	88,255	1,003	26,638	6,709	136,459		

(a) See footnote (a) on p. 271.

(f) See note on p. 240.

267

Casualties by Months.
France.

2 L 2

TABLE (iii).—APPROXIMATE CASUALTIES BY MONTHS IN THE EXPEDITIONARY FORCE, FRANCE—*continued.*

Month.	Force.	Killed.		Died of wounds.		Died of disease, &c.		Total deaths.		Wounded (<i>f</i>).		Missing (including prisoners).		Total.		
		Officers.	Other ranks.	Officers.	Other ranks.	Officers.	Other ranks.	Officers.	Other ranks.	Officers.	Other ranks.	Officers.	Other ranks.	Officers.	Other ranks.	
1918— <i>contd.</i>																
May..	..	Regular Army (<i>a</i>) ..	248	3,133	169	2,581	18	552	435	6,266	1,292	25,806	609	12,860	2,336	44,932
		Territorial Force ..	73	786	32	734	4	141	109	1,661	378	7,578	186	3,388	673	12,627
		Canadian ..	10	147	9	92	3	56	22	295	46	959	1	5	69	1,259
		Australian..	38	546	37	400	3	39	78	985	223	4,238	6	203	307	5,426
		New Zealand ..	6	188	3	52	1	9	10	249	27	554	1	9	38	812
		Newfoundland	2	..	3	..	5	5
		South African ..	2	5	2	3	..	30	4	38	2	23	6	61
		British West Indies Regt.	..	6	6	..	3	9
		Royal Naval Division ..	4	42	2	18	1	9	7	69	13	352	3	39	23	450
		Indian Native	2	2	..	4	6
		Total ..	381	4,855	254	3,882	30	839	665	9,576	1,981	39,517	806	16,504	3,452	65,597
June..																
	..	Regular Army (<i>a</i>) ..	157	2,059	108	1,395	26	542	290	3,996	591	15,301	72	1,531	953	20,828
		Territorial Force ..	37	549	36	402	8	129	81	1,080	171	3,931	29	293	281	5,804
		Canadian ..	10	121	4	112	4	147	18	380	25	695	1	29	44	1,104
		Australian..	30	510	26	385	3	73	59	968	123	2,386	3	61	185	3,415
		New Zealand ..	2	21	2	9	2	15	6	45	3	72	9	117
		Newfoundland
		South African ..	1	12	..	6	2	13	3	31	4	44	7	75
		British West Indies Regt.	3	3
		Royal Naval Division	13	..	12	..	8	..	33	4	71	4	104
		Indian Native	1	1	..	2	3
		Total ..	237	3,286	176	2,321	45	927	457	6,534	921	22,505	105	1,914	1,483	30,953

Casualties by Months.
France.

TABLE (iii).—APPROXIMATE CASUALTIES BY MONTHS IN THE EXPEDITIONARY FORCE, FRANCE—*continued*.

Month.	Force.	Killed, including died from wounds and died (other causes).		Wounded (<i>f</i>).		Missing and prisoners.		Total.		Prisoners (included in previous columns).*
		Officers.	Other ranks.	Officers.	Other ranks.	Officers	Other ranks.	Officers.	Other ranks.	Other ranks.
1918— <i>contd.</i>										
July..	Regular Army (<i>a</i>) ..	146	2,317	622	11,067	35	763	803	14,147	} † 6
	Territorial Force ..	90	1,165	417	6,483	32	1,293	539	8,941	
	Canadian ..	11	347	33	1,113	..	8	44	1,468	
	Australian ..	72	972	211	4,294	1	12	284	5,278	
	New Zealand ..	5	90	25	512	1	7	31	609	
	Newfoundland	
	South African ..	6	34	3	138	..	7	9	179	
	Royal Naval Division	27	2	184	..	4	2	215	
	British West Indies Regt.	1	9	1	9	
	Indian Native	1	..	2	3	
Total	330	4,953	1,314	23,802	69	2,094	1,713	30,849	
August ..	Regular Army (<i>a</i>) ..	601	6,832	2,262	35,974	123	4,041	2,986	46,847	} † 3
	Territorial Force ..	247	3,405	845	19,480	56	3,592	1,148	26,477	
	Canadian ..	565	7,175	473	17,147	8	103	1,046	24,425	
	Australian ..	171	2,631	502	11,283	9	454	682	14,368	
	New Zealand ..	33	353	118	1,610	2	142	153	2,105	
	Newfoundland	
	South African	7	2	26	2	33	
	Royal Naval Division ..	17	184	44	1,233	4	477	65	1,894	
	British West Indies Regt.	1	..	5	6	
	Indian Native	7	2	26	2	33	
Total	1,634	20,595	4,248	86,784	202	8,809	6,084	116,188	

* For fuller particulars regarding prisoners of war see Table (xviii.), p. 332. † Complete numbers not yet available. (*a*) See footnote (*a*) on p. 271. (*f*) See note on p. 240.

TABLE (iii).—APPROXIMATE CASUALTIES BY MONTHS IN THE EXPEDITIONARY FORCE, FRANCE—*continued.*

Month.	Force.	Killed, including died from wounds and died (other causes).		Wounded (<i>f</i>).		Missing and prisoners.		Total.		Prisoners (included in previous columns).*
		Officers.	Other ranks.	Officers.	Other ranks.	Officers.	Other ranks.	Officers.	Other ranks.	Other ranks.
1918— <i>contd.</i>										
September ..	Regular Army (<i>a</i>) ..	662	8,618	2,390	41,715	122	5,870	3,174	56,203	} † ..
	Territorial Force ..	263	3,305	926	18,168	60	2,878	1,249	24,351	
	Canadian ..	370	4,776	484	11,225	6	89	860	16,090	
	Australian ..	122	1,415	297	6,322	7	545	426	8,282	
	New Zealand ..	34	376	87	1,907	3	163	124	2,446	
	Newfoundland	2	24	2	24	
	South African	1	1	..	
	Royal Naval Division ..	18	99	49	1,239	1	166	68	1,504	
	British West Indies Regt.	3	..	16	19	
	Indian Native	3	..	5	8	
Total ..	1,469	18,595	4,236	80,621	199	9,711	5,904	108,927	..	
October ..	Regular Army (<i>a</i>) ..	734	10,927	2,886	49,945	131	6,969	3,751	67,841	} † 1
	Territorial Force ..	225	2,979	754	15,633	60	2,595	1,039	21,207	
	Canadian ..	82	4,925	202	12,082	12	1,165	296	18,172	
	Australian ..	38	447	106	1,962	1	201	145	2,610	
	New Zealand ..	21	396	89	2,262	2	350	112	3,008	
	Newfoundland ..	3	32	6	253	..	33	9	318	
	South African ..	8	189	38	1,026	1	46	47	1,261	
	Royal Naval Division ..	11	224	26	668	2	232	39	1,174	
	British West Indies Regt.	
	Indian Native	2	..	14	..	1	..	17	
Total ..	1,122	20,121	4,107	83,845	209	11,642	5,438	115,608	..	

Casualties by Months.
France.

November ..	Regular Army (a) ..	150	1,667	611	9,598	15	1,479	776	12,744	}
	Territorial Force ..	38	664	189	3,392	3	358	230	4,414	
	Canadian ..	11	234	74	1,341	2	81	87	1,656	
	Australian ..	2	14	1	22	..	1	3	37	
	New Zealand ..	18	96	31	499	..	27	49	622	
	Newfoundland	
	South African	13	2	49	2	62	
	Royal Naval Division ..	5	26	9	201	14	227	
	British West Indies Regt.	1	1	
	Indian Native	1	1	
Total ..	224	2,715	917	15,103	20	1,946	1,161	19,764		
Totals ..	Regular Army (a)¶	21,207†	319,515†	52,999	1,078,511	8,018	221,307	82,224	1,619,333	} ‡
	Territorial Force¶	5,596†	89,599†	16,134	336,649	2,258	76,773	23,988	503,021	
	Canadian¶ ..	2,747†	51,734†	6,344	143,331	156	3,523	9,247	198,588	
	Australian¶	2,231†	43,847†	5,305	124,666	132	2,951	7,668	171,464	
	New Zealand ..	486	9,515	1,385	32,314	13†	1,353†	1,884	43,182	
	Newfoundland ..	41	588	59	2,087	14†	541†	114	3,216	
	South African ..	177	3,077	383	8,342	78†	2,146†	638	13,565	
	Royal Naval Division ..	190	4,469	562	14,128	100†	3,210†	852	21,807	
	British West Indies Regt.	91	10	485	..	11	10	587	
	Indian Native ..	147	3,722	399	14,922	47†	1,617†	593	20,261	
Total ..	32,822	526,157	83,580	1,755,435	10,816	313,432	127,218	2,595,024		

* For fuller details regarding prisoners of war, see Table (xviii).

† Includes the following who died as prisoners of war :—

	Officers.	Men.
Regular Army and Territorial Force ..	172	6,249
Canadian	25	275
Australian	16	238
New Zealand	2	27
Newfoundland	31
South African	61
Royal Naval Division	3	105
Indian Native	1	267
Total	219	7,253

‡ Complete numbers not yet available.

¶ Revised figures to 26th January, 1919.

(a) Includes British units of the Indian Expeditionary Force and Indian Army Officers.

(/) See note on p. 240.

NOTE.—Casualties occurring after November, 1918, are included in the figures for that month.

TABLE (iv.).—APPROXIMATE CASUALTIES BY MONTHS IN THE EGYPTIAN EXPEDITIONARY FORCE.
(Since November, 1914.)

Month.	Force.	Killed.		Died of wounds.		Died of disease, &c.		Total deaths.		Wounded (f).		Missing and prisoners.		Total.	
		Officers.	Other ranks.	Officers.	Other ranks.	Officers.	Other ranks.	Officers.	Other ranks.	Officers.	Other ranks.	Officers.	Other ranks.	Officers.	Other ranks.
1914.															
November	Regular Army	1	..	1	1	..
	Indian Native	9	1	1	..
Total		1	..	2	9	2	2	24	
December	Indian Native	9	9
1915.															
January	Regular Army	1	1	..
	Indian Native	9	1	..
Total		1	9	1	2	17	
February	Regular Army	1	..	3	1	3	6	6	7
	Australian	1	..	8	..	9	9
	New Zealand	2	..	2	..	1	2	1
	Indian Native	14	..	37	1	86	1	123
Total		1	3	22	5	47	4	93	9	140
March	Regular Army	1	4	1	4	1	4
	Territorial Force	1	..	1	1
	Australian	11	..	11	11
	Indian Native	13	..	18	1	19	1	37
Total		1	29	1	34	1	19	2	53

Casualties by Months.
Egypt.

(9343)	April	Regular Army	1	..	2	1	3	1	2	5	1		
				Territorial Force	10	..	10	10
				Australian	25	..	25	25
				New Zealand	1	..	1	1
				Indian Native	1	2	13	1	15	..	2	..	1	1	18		
				Total	2	2	2	50	4	52	2	2	..	1	6	55		
	May	Regular Army	1	..	1	1	..		
				Territorial Force	2	..	2	2	
				Indian Native	20	..	20	20	
				Total	1	22	1	22	1	22	
	June	Regular Army	1	1	1	..		
				Territorial Force	1	..	1	1	
				Indian Native	16	..	16	16	
				Total	1	17	1	17	1	17	
	July	Regular Army	5	..	5	5		
				Indian Native	8	..	8	8		
				Total	13	..	13	13	
	August	Regular Army	1	..	1	1		
				Indian Native	1	16	1	16	1	16		
				Total	1	17	1	17	1	17		
	September	Regular Army	1	2	..	3	3	..		
				Indian Native	15	..	15	15		
				Total	1	2	15	3	15	3	15		
2M	October	Regular Army	8	..	8	8		
				Indian Native	8	8		
				Total	8	..	8	8		

(f) See note on page 240.

TABLE (iv.).—APPROXIMATE CASUALTIES BY MONTHS IN THE EGYPTIAN EXPEDITIONARY FORCE—*continued.*

Casualties by Months.
Egypt.

Month.	Force.	Killed.		Died of wounds.		Died of disease, &c.		Total deaths		Wounded (f).		Missing and prisoners.		Total.		
		Officers.	Other ranks.	Officers.	Other ranks.	Officers.	Other ranks.	Officers.	Other ranks.	Officers.	Other ranks.	Officers.	Other ranks.	Officers.	Other ranks.	
1915— <i>continued.</i>																
November ..	Indian Native	8	..	8	8	
December ..	Regular Army	1	1	..	1	2	..	
	Territorial Force	7	..	1	..	2	..	10	6	24	..	1	6	35	
	Australian	1	1	2	9	2	10	
	New Zealand	5	..	2	7	..	7	14	
	Indian Native	10	6	..	16	1	46	1	62	
	Total	1	22	..	4	..	8	1	34	10	86	..	1	11	121	
1916.																
January	Regular Army	4	..	4	..	2	6	
	Territorial Force	1	1	..	2	1	31	1	33	
	Australian	2	..	1	..	2	..	5	..	2	7	
	New Zealand	2	2	2	28	..	2	2	32	
	South African	1	7	1	4	..	4	2	15	4	98	6	113	
	Indian Native	18	5	..	23	4	116	..	2	4	141	
	Total	1	28	1	7	..	16	2	51	11	277	..	4	13	332	
February	Regular Army	2	1	3	26	5	27	1	5	..	1	6	33	
	Territorial Force ..	5	27	..	1	1	19	6	47	3	28	9	75	
	Australian	11	1	4	2	48	3	63	1	10	..	2	4	75	
	New Zealand	3	..	3	..	1	4	
	South African	1	13	..	5	..	4	1	22	5	96	..	1	6	119	
	Indian Native	9	..	9	9	
	Total	8	51	1	11	6	109	15	171	10	140	..	4	25	315	

March	Regular Army	1	1	1	27	2	28	2	1	4	29
	Territorial Force	1	1	..	5	17	6	18	..	5	6	23
	Australian	3	..	2	27	2	30	..	2	2	32
	New Zealand	1	..	5	..	6	1	..	7
	South African	3	..	7	..	10	10
Indian Native	2	1	1	7	3	8	3	6	..	5	6	19
	Total	3	5	1	5	90	13	100	5	14	..	6	18	120
April	Regular Army	3	3	..	1	23	4	26	5	2	2	9	11	37
	Territorial Force	11	93	2	6	32	14	131	6	58	23	302	43	491
	Australian	1	17	1	17	..	1	1	18
	New Zealand	1	..	1	1
	South African	2	6	..	8	8
Indian Native	1	7	1	8	1	2	8	
	Total	14	97	2	8	86	20	191	12	61	25	311	57	563
May	Regular Army	2	5	26	5	28	3	4	2	10	32
	Territorial Force	3	46	3	46	..	7	3	53
	Australian	1	..	1	25	..	27	..	3	30
	New Zealand	2	..	2	..	1	3
	South African
Indian Native	3	..	3	3	
	Total	1	..	3	8	102	8	106	3	15	2	13	121
June	Regular Army	2	1	1	1	3	25	6	27	1	1	1	8	28
	Territorial Force	1	1	1	2	34	3	36	1	1	..	4	37
	Australian	4	..	4	..	14	..	22	..	1	23
	New Zealand	2	..	2	2
	South African
Newfoundland	1	..	1	1	
Indian Native	3	..	3	7	10	
	Total	2	6	2	6	5	79	9	91	2	3	1	7	101

275
Casualties by Months.
Egypt.

(f) See note on page 240.

(9343)

2 M 2

TABLE (iv.).—APPROXIMATE CASUALTIES BY MONTHS IN THE EGYPTIAN EXPEDITIONARY FORCE—*continued.*

Month.	Force.	Killed.		Died of wounds.		Died of disease, &c.		Total deaths.		Wounded (f).		Missing and prisoners.		Total.	
		Officers.	Other ranks.	Officers.	Other ranks.	Officers.	Other ranks.	Officers.	Other ranks.	Officers.	Other ranks.	Officers.	Other ranks.	Officers.	Other ranks.
1916— <i>continued.</i>															
July	Regular Army	1	1	1	20	2	21	3	8	5	29
	Territorial Force	2	2	11	2	13	3	19	..	1	5	33
	Australian	1	1	1	1
	New Zealand	4	4	..	8	1	6	..	1	1	15
	South African
	British West Indies Regt.	1	..	1	1
	Indian Native	1	1	1
Total	6	1	3	3	36	4	45	7	33	..	2	11	80
August	Regular Army	1	4	2	2	3	24	6	30	9	24	..	2	15	56
	Territorial Force	7	67	5	27	4	37	16	131	13	208	1	9	30	348
	Australian	6	98	1	31	..	12	7	141	36	451	..	13	43	605
	New Zealand	4	35	3	9	..	1	7	45	16	147	1	8	24	200
	British West Indies Regt.	12	..	12	12
	Newfoundland	1	..	1	1
	Indian Native	1	4	1	4
Total	18	204	11	69	7	87	36	360	75	834	2	32	113	1,226
September	Regular Army	2	2	..	2	1	27	3	31	5	16	..	2	8	49
	Territorial Force	1	2	..	1	2	30	3	33	4	11	1	..	8	44
	Australian	1	1	..	1	1	2	..	1	1	3
	New Zealand	1	1	2	1	2
	South African
	Indian Native	4	..	4	..	1	5
Total	4	4	1	4	3	62	8	70	9	31	1	2	18	103
October	Regular Army	3	12	3	12	2	2	5	14
	Territorial Force	20	..	20	..	4	24
	Australian
	New Zealand
	British West Indies Regt.	29	..	29	..	1	30
	Indian Native	3	..	3	3
Total	3	64	3	64	2	7	5	71	

Casualties by Months.
Egypt.

November	Regular Army	1	1	1	12	2	13	..	1	2	14
	Territorial Force	4	18	..	22	..	3	25
	Australian	1	5	..	6	..	2	..	3	..	11
	New Zealand
	South African
	British West Indies Regt.	6	..	6	6
	Indian Native	1	..	1	..	1	2
Total	1	6	1	42	2	48	..	7	..	3	2	58	
December	Regular Army	2	3	..	1	4	16	6	20	3	10	..	1	9	31
	Territorial Force	2	11	2	11	1	7	3	18
	Australian	1	3	1	3	..	1	1	4
	New Zealand	5	..	3	1	1	1	9	1	42	2	51
	South African
	British West Indies Regt.	1	..	1	1
	Indian Native	1	4	1	4	..	2	1	6
Total	2	8	..	4	9	36	11	48	5	62	..	1	16	111	
1917. January ..	Regular Army	4	1	1	1	12	2	17	3	5	17
	Territorial Force	1	16	..	9	1	13	2	38	8	114	10	152
	Australian	4	44	2	20	1	6	7	70	19	223	26	293
	New Zealand	16	1	11	..	2	1	29	8	94	..	1	9	124
	South African
	British West Indies Regt.	2	..	2	2
	Indian Native	2	..	2	2
Total	5	80	4	41	3	37	12	158	38	431	..	1	50	590	
February .	Regular Army	1	2	14	3	14	3	12	1	1	7	27
	Territorial Force	1	1	18	1	19	1	19
	Australian	4	..	3	..	7	1	29	..	1	1	37
	New Zealand	1	1	1	10	1	11
	British West Indies Regt.	1	..	1	1
	Indian Native	1	8	1	8	1	8
Total	1	1	..	5	4	44	5	50	5	51	1	2	11	103	

(f) See note on page 240.

TABLE (iv.).—APPROXIMATE CASUALTIES BY MONTHS IN THE EGYPTIAN EXPEDITIONARY FORCE—*continued.*

Month.	Force.	Killed.		Died of wounds.		Died of disease, &c.		Total deaths.		Wounded (f).		Missing and prisoners.		Total.	
		Officers.	Other ranks.	Officers.	Other ranks.	Officers.	Other ranks.	Officers.	Other ranks.	Officers.	Other ranks.	Officers.	Other ranks.	Officers.	Other ranks.
1917— <i>continued.</i>															
March	Regular Army	6	4	4	2	2	22	12	28	31	64	2	1	45	93
	Territorial Force	46	297	10	109	2	29	58	435	145	2,332	18	680	221	3,447
	Australian.. ..	1	1	1	1	3	4	1
	New Zealand	2	..	2	4	4	24	..	1	4	29
	British West Indies Regt.	1	1	1
	Indian Native	1	1	1	1	..	2	1	3
	Total	53	303	14	113	5	53	72	469	183	2,423	20	682	275	3,574
April	Regular Army	11	26	2	20	2	16	15	62	46	177	9	16	70	250
	Territorial Force	26	645	11	205	..	26	37	876	142	3,914	34	922	213	5,712
	Australian.. ..	3	78	8	43	..	3	11	124	21	621	2	24	34	769
	New Zealand	1	7	..	8	1	15	5	97	..	2	6	114
	British West Indies Regt.	6	..	6	..	1	7
	Indian Native	5	4	..	9	..	12	21
	Total	41	761	21	276	2	55	64	1,092	214	4,822	45	964	323	6,878
May	Regular Army	2	2	..	7	14	127	16	136	4	27	20	411	40	574
	Territorial Force	1	39	1	83	5	80	7	202	15	214	..	68	22	484
	Australian..	3	..	5	..	7	..	15	3	18	3	33
	New Zealand	1	..	1	..	2	..	6	8
	British West Indies Regt.	6	..	6	6
	Indian Native	4	14	..	18	1	12	1	30
	Total	3	48	1	96	19	235	23	379	23	277	20	479	66	1,135
June	Regular Army	2	..	2	6	14	6	18	1	20	7	38
	Territorial Force	2	11	..	37	2	31	4	79	7	124	..	3	11	206
	Australian.. ..	2	10	..	2	..	3	2	15	3	17	5	32
	New Zealand	2	2	..	7	9
	British West Indies Regt.	2	..	2	..	1	3
	Indian Native	7	..	7	..	1	8
	Total	4	23	..	43	8	57	12	123	11	170	..	3	23	296

Casualties by Months.
Egypt.

July	Regular Army	4	2	2	..	1	20	7	22	2	19	2	..	11	41
	Territorial Force	2	52	2	17	3	32	7	101	13	229	..	18	20	348
	Australian	1	1	1	4	2	5	..	34	2	39
	New Zealand	..	2	1	3	..	1	1	6	2	19	3	25
	British West Indies Regt	3	..	3	..	1	4
	Indian Native
Total		7	57	5	20	5	60	17	137	17	302	2	18	36	457
August	Regular Army	..	3	..	2	7	27	7	32	5	13	12	45
	Territorial Force	2	43	1	17	1	25	4	85	11	217	5	21	20	323
	Australian	..	2	2	2	..	5	2	9	..	4	2	13
	New Zealand	3	..	1	..	4	..	2	6
	British West Indies Regt	1	3	1	3	1	3
	Indian Native
Total		2	48	3	24	9	61	14	133	16	236	5	21	35	390
September	Regular Army	1	3	29	3	30	1	17	4	47
	Territorial Force	..	12	2	6	3	24	5	42	3	94	8	136
	Australian	..	1	6	..	7	1	3	1	10
	New Zealand
	British West Indies Regt.	4	..	4	4
	Indian Native
Total		..	13	2	7	6	63	8	83	5	111	..	3	13	197
October	Regular Army	6	21	2	15	2	38	10	74	17	181	1	6	28	261
	Territorial Force	8	196	3	29	3	45	14	270	42	1,244	2	30	58	1,544
	Australian	..	11	3	..	14	14
	New Zealand
	British West Indies Regt.	..	2	1	..	3	..	2	5
	Indian Native
Total		14	230	5	44	5	87	24	361	59	1,427	3	36	86	1,824
November	Regular Army	34	427	9	117	..	151	43	695	97	2,097	5	59	145	2,851
	Territorial Force	148	1,862	43	756	..	117	191	2,735	490	8,114	16	326	697	11,175
	Australian	15	117	6	67	1	2	22	186	53	260	4	..	79	446
	New Zealand	5	46	3	34	..	1	8	81	25	261	1	4	34	346
	British West Indies Regt.	..	1	2	..	3	..	5	8
	Indian Native
Total		202	2,453	61	974	1	273	264	3,700	665	10,737	26	389	955	14,826

(f) See note on page 240.

TABLE (iv).—APPROXIMATE CASUALTIES BY MONTHS IN THE EGYPTIAN EXPEDITIONARY FORCE—*continued.*

Month.	Force.	Killed.		Died of wounds.		Died of disease, &c.		Total deaths.		Wounded (f).		Missing and prisoners.		Total.	
		Officers.	Other ranks.	Officers.	Other ranks.	Officers.	Other ranks.	Officers.	Other ranks.	Officers.	Other ranks.	Officers.	Other ranks.	Officers.	Other ranks.
1917— <i>continued.</i>															
December	Regular Army	19	132	11	82	3	586	33	800	55	647	7	59	95	1,506
	Territorial Force	42	647	29	241	8	59	79	947	116	1,934	4	174	199	3,055
	Australian	3	25	1	31	2	16	6	72	17	194	3	13	26	279
	New Zealand	2	1	2	..	3	1	7	1	27	2	34
	British West Indies Regt.	2	..	2	2
	Indian Native
	Total	64	806	42	356	13	666	119	1,828	189	2,802	14	246	322	4,876
1918.															
January	Regular Army	4	10	..	4	3	29	7	43	6	1	13	44
	Territorial Force	3	13	4	66	..	31	7	110	2	104	1	..	10	214
	Australian
	New Zealand
	British West Indies Regt.	1	1
	Indian Native
	Total	7	23	4	70	3	60	14	152	8	106	1	..	23	259
February	Regular Army	2	2	..	2	8	38	10	42	5	9	15	51
	Territorial Force	5	61	..	44	..	22	5	127	20	70	..	4	25	201
	Australian
	New Zealand	3	3	..	6	1	12	1	18
	British West Indies Regt.	5	5
	Indian Native
	Total	7	66	..	46	8	63	15	175	26	96	..	4	41	275
March	Regular Army	7	115	4	35	16	46	27	196	40	654	4	34	71	884
	Territorial Force	12	194	6	61	3	26	21	281	73	892	6	31	100	1,204
	Australian	1	3	..	4	..	3	..	2	..	9
	New Zealand	4	39	4	7	8	46	6	119	..	11	14	176
	British West Indies Regt.	5	..	5	5
	Indian Native
	Total	23	349	14	103	19	80	56	532	119	1,668	10	78	185	2,278

Casualties by Months.

(1943)	April	Regular Army	9	60	...	28	14	37	23	125	46	299	5	94	74	518
		Territorial Force	20	127	8	67	2	21	30	215	70	770	3	94	103	1,079
		Australian	1	69	1	23	...	128	2	220	28	243	3	35	33	498
		New Zealand	...	7	1	8	...	3	1	18	4	51	...	4	5	73
		British West Indies Regt. Indian Native	2	...	2	2
	Total	30	263	10	126	16	191	56	580	148	1,963	11	227	215	2,170	
	May	Regular Army	3	31	1	9	4	45	8	85	13	204	...	48	21	337
		Territorial Force	3	161	...	53	1	21	4	235	15	935	14	112	33	1,282
		Australian	2	51	...	12	...	14	2	77	17	261	5	38	24	376
		New Zealand	1	...	1	...	2	2
		British West Indies Regt. Indian Native
	Total	8	243	1	75	5	81	14	399	45	1,400	19	198	78	1,997	
	June	Regular Army	8	36	1	14	4	46	13	96	17	160	...	8	30	264
		Territorial Force	...	11	2	12	...	32	2	55	6	94	1	...	9	149
		Australian	...	1	...	13	1	6	1	20	4	18	4	8	9	46
		New Zealand
		British West Indies Regt. Indian Native	3	...	3	3
	Total	8	48	3	39	5	88	16	175	27	272	5	16	48	463	
	July	Regular Army	1	10	...	8	5	58	6	76	13	60	2	12	21	148
		Territorial Force	...	9	...	7	1	21	1	37	5	54	...	2	6	93
		Australian
		New Zealand	...	3	1	...	4	1	16	1	20
		South African	1	1	1	1	1	1
British West Indies Regt. Indian Native	3	...	3	3	3	3	
	Total	1	22	...	15	7	84	8	121	19	130	2	17	29	268	

(f) See note on page 240.

TABLE (iv.).—APPROXIMATE CASUALTIES BY MONTHS IN THE EGYPTIAN EXPEDITIONARY FORCE—*continued.*

Month.	Force.	Killed.		Died of Wounds.		Died of disease, &c.		Total deaths.		Wounded (f).		Missing and prisoners.		Total.	
		Officers	Other ranks.	Officers.	Other ranks.	Officers.	Other ranks.	Officers.	Other ranks.	Officers.	Other ranks.	Officers.	Other ranks.	Officers.	Other ranks.
<i>1918—continued.</i>															
August ...	Regular Army ...	1	7	1	7	6	64	8	78	11	83	3	1	22	162
	Territorial Force ...	1	1	1	26	2	27	3	35	...	4	5	66
	Australian...
	New Zealand
	South African	8	...	8	8
	British West Indies Regt.	3	...	3	...	2	5
	Indian Native	1	...	1	2	...	3
	Total ...	2	8	1	7	7	102	10	117	14	120	3	7	27	244
September ...	Regular Army ...	17	120	9	56	2	113	28	269	91	561	1	11	120	841
	Territorial Force ...	2	112	3	22	6	31	11	165	72	503	1	1	84	669
	Australian
	New Zealand
	South African
	British West Indies Regt.	6	...	1	1	2	1	9	...	48	1	57
	Indian Native
	Total ...	19	238	12	59	9	146	40	443	163	1,112	2	12	205	1,567
October ...	Regular Army ...	5	9	1	6	17	513	23	528	3	58	31	586
	Territorial Force	12	1	5	3	333	4	350	...	30	4	380
	Australian
	New Zealand
	South African	38	1	7	1	6	2	51	2	99	4	150
	British West Indies Regt.	3	1	48	1	51	...	7	1	58
	Indian Native
	Total ...	5	62	3	18	22	900	30	980	10	194	40	1,174

Casualties by Months.
Egypt.

November	Regular Army	14	...	8	9	751	9	773	1	9	774	
	Territorial Force	13	...	2	4	466	4	481	...	1	4	482	
	South African	1	...	1	1	
	British West Indies Regt.	5	...	5	5	
	Total	27	...	10	13	1,223	13	1,260	...	1	...	1	13	1,262	
Totals	Regular Army	159	1,052	55	417	163	3,049	377	4,518	556	5,445	67*	777*	1,000	10,740
	Territorial Force	349	4,737	134	1,888	72	1,821	555	8,446	1,296	22,424	130*	2,803*	1,981	33,673
	Australian	39	535	22	266	12	408	73	1,209	209	2,408	21*	142*	303	3,759
	New Zealand	14	177	15	99	3	37	32	313	78	980	2	35*	112	1,328
	South African	2	58	2	21	2	37	6	116	11	293	...	1	17	410
	Newfoundland	2	2	2
	British West Indies Regt.	12	...	1	3	152	3	165	...	75	3	240
	Indian Native	5	84	5	248	10	332	12	319	...	20	22	671
	Total	568	6,657	228	2,692	260	5,752	1,056	15,101	2,162	31,944	220*	3,778*	3,438	50,823

* Includes the following who died as prisoners of war :-

	Officers	Other ranks.
Regular Army and Territorial Force..	1	242
Australian	1	16
New Zealand	4
Total	2	262

(f) See note on page 240.

NOTE.—Casualties occurring after November, 1918, are included in the figures for that month.

(3843)

2 N 2

283

Casualties by Months.
Egypt.

TABLE (v).—APPROXIMATE CASUALTIES BY MONTHS FOR THE DARDANELLES CAMPAIGN.
(25th April, 1915, to 8th January, 1916.)

Months.	Force.	Killed.		Died of wounds.		Died of disease, &c.		Total deaths.		Wounded (f).		Missing and prisoners.		Total.	
		Officers.	Other ranks.	Officers.	Other ranks.	Officers.	Other ranks.	Officers.	Other ranks.	Officers.	Other ranks.	Officers.	Other ranks.	Officers.	Other ranks.
1915.															
25-30th April	Regular Army	49	795	8	121	.	65	57	981	110	2,738	1	186	168	3,905
	Territorial Force	1	30	1	13	2	43	6	176	2	18	10	237
	Australian	49	594	12	191	..	14	61	799	110	2,641	171	3,440
	New Zealand	8	267	3	75	..	19	11	361	26	672	..	5	37	1,038
	Total	107	1,686	24	400	..	98	131	2,184	252	6,227	3	209	386	8,620
	<i>Royal Naval Division</i>	2	10	..	7	2	17	7	107	9	124
May	Regular Army	28	363	15	120	1	9	44	492	90	2,187	1	81	135	2,760
	Territorial Force	15	218	10	99	..	6	25	323	64	1,527	..	29	89	1,879
	Australian	75	1,730	26	443	..	24	101	2,197	230	4,995	..	11	331	7,203
	New Zealand	18	578	7	91	..	7	25	676	31	815	..	13	56	1,504
	Indian Native	1	120†	1	120	14	365	..	6	15	491
	Total	137	3,009	58	753	1	46	196	3,808	429	9,889	1	140	626	13,837
	<i>Royal Naval Division</i>	33	462	8	223	1	3	42	638	37	1,382	129	2,570
June	Regular Army	112	1,036	20	243	..	9	132	1,288	177	3,256	21	314	330	4,858
	Territorial force	73	1,138	22	292	..	25	95	1,455	160	3,792	29	824	284	6,071
	Australian	12	253	10	189	..	9	22	451	63	1,262	85	1,713
	New Zealand	6	57	2	73	..	7	8	137	29	516	37	653
	Indian Native	10	591†	10	591	7	1,087	..	56	17	1,734
	Total	213	3,075	54	797	..	50	267	3,922	436	9,913	50	1,194	753	15,029
	<i>Royal Naval Division</i>	32	475	8	201	..	37	40	713	43	1,361	..	2	83	2,031

Casualties by Months.
Dardanelles Campaign.

July	Regular Army	18	171	7	159	..	43	25	373	58	1,128	..	41	83	1,542
	Territorial Force	44	667	23	229	1	37	68	933	78	2,228	11	408	157	3,569
	Australian	11	132	9	104	2	44	22	280	46	1,117	68	1,397
	New Zealand	1	49	3	31	2	50	6	130	9	223	15	353
	Indian Native	2	25†	1	2	26	3	118	5	144
	Total	76	1,044	42	523	5	175	123	1,742	194	4,814	11	449	328	7,005
<i>Royal Naval Division</i>	<i>15</i>	<i>185</i>	<i>3</i>	<i>126</i>	<i>..</i>	<i>28</i>	<i>18</i>	<i>339</i>	<i>30</i>	<i>642</i>	<i>..</i>	<i>..</i>	<i>48</i>	<i>981</i>	
August	Regular Army	293	3,182	70	1,268	5	228	368	4,678	588	15,214	126	4,124	1,082	24,016
	Territorial Force	93	1,195	17	489	1	88	111	1,772	248	5,903	56	1,136	415	8,811
	Australian	83	1,971	16	516	6	74	105	2,561	140	4,771	245	7,332
	New Zealand	39	842	9	169	3	62	51	1,073	100	2,150	151	3,223
	Indian Native	9	386†	1	7	10	393	25	1,255	..	44	35	1,692
	Total	517	7,576	113	2,442	15	459	645	10,477	1,101	29,293	182	5,304	1,928	45,074
<i>Royal Naval Division</i>	<i>3</i>	<i>48</i>	<i>4</i>	<i>64</i>	<i>2</i>	<i>50</i>	<i>9</i>	<i>162</i>	<i>9</i>	<i>132</i>	<i>..</i>	<i>..</i>	<i>18</i>	<i>344</i>	
September	Regular Army	16	235	5	249	5	180	26	664	47	1,060	..	32	73	1,756
	Territorial Force	7	250	8	193	7	144	22	589	39	1,206	2	15	63	1,810
	Australian	11	134	5	158	2	89	18	381	31	808	49	1,189
	New Zealand	6	6	27	2	38	8	71	5	123	13	194
	Newfoundland	2	..	1	..	3	..	6	2	25	2	31
	Indian Native	56†	2	8	2	64	1	189	..	2	3	255
Total	34	683	24	630	18	462	76	1,775	125	3,411	2	49	203	5,235	
<i>Royal Naval Division</i>	<i>3</i>	<i>56</i>	<i>2</i>	<i>29</i>	<i>1</i>	<i>43</i>	<i>6</i>	<i>133</i>	<i>5</i>	<i>98</i>	<i>..</i>	<i>..</i>	<i>11</i>	<i>231</i>	
October	Regular Army	11	176	11	166	10	234	32	576	52	894	2	15	86	1,485
	Territorial Force	7	153	6	123	5	309*	18	585	36	812	..	7	54	1,404
	Australian	3	79	2	82	3	112	8	273	13	568	21	841
	New Zealand	6	1	5	1	26	2	37	3	25	5	62
	Newfoundland	4	..	5	..	3	..	12	3	21	3	33
	Indian Native	36†	12	..	48	3	108	3	156
Total	21	454	20	381	19	696	60	1,531	110	2,428	2	22	172	3,981	
<i>Royal-Naval Division</i>	<i>2</i>	<i>35</i>	<i>3</i>	<i>19</i>	<i>..</i>	<i>25</i>	<i>5</i>	<i>79</i>	<i>8</i>	<i>74</i>	<i>..</i>	<i>..</i>	<i>13</i>	<i>153</i>	

* Includes 128 drowned.

† Includes died of wounds.

(f) See note on page 240.

285
Casualties by Months.
Dardanelles Campaign.

TABLE (v.).—APPROXIMATE CASUALTIES BY MONTHS FOR THE DARDANELLES CAMPAIGN—*continued.*

Months.	Force.	Killed.		Died of wounds.		Died of disease, &c.		Total deaths.		Wounded (<i>f</i>).		Missing and prisoners.		Total.	
		Officers.	Other ranks.	Officers.	Other ranks.	Officers.	Other ranks.	Officers.	Other ranks.	Officers.	Other ranks.	Officers.	Other ranks.	Officers.	Other ranks.
<i>1915—continued.</i>															
November ..	Regular Army	18	319	13	152	10	295	41	766	37	1,065	1	13	79	1,844
	Territorial Force	5	184	9	102	7	242	21	528	23	837	..	5	44	1,370
	Australian	7	288	3	181	4	116	14	585	26	866	40	1,451
	New Zealand	10	1	10	1	32	2	52	2	54	4	106
	Newfoundland	1	6	..	2	..	1	1	9	2	16	3	25
	Indian Native	29†	3	5	3	34	4	128	..	1	7	163
	Total		31	836	29	447	22	691	82	1,974	94	2,966	1	19	177
<i>Royal Naval Division</i>		1	25	..	5	2	18	3	48	2	84	5	128
December ..	Regular Army	3	6	13	134	8	325	24	465	2	55	..	5	26	525
	Territorial Force	9	198	6	110	7	117	22	425	40	872	..	8	62	1,305
	Australian	1	49	3	43	4	120	8	212	5	232	13	444
	New Zealand	1	16	..	14	2	18	3	48	3	66	6	114
	Newfoundland	14	..	3	..	4	..	21	..	24	45
	Indian Native	20†	17	..	37	..	110	4	147
	Total		14	303	22	304	21	601	57	1,208	54	1,359	..	13	111
<i>Royal Naval Division</i>		4	56	1	15	1	22	6	93	5	268	11	361
<i>1916.</i>															
January . ..	Regular Army	4	105	1	38	3	149	8	292	15	348	..	1	23	641
	Territorial Force	2	5	1	107	4	98	7	210	1	22	8	232
	Australian	19	..	42	..	61	61
	Indian Native	17	..	17	17
	Total		6	110	2	164	7	306	15	580	16	370	..	1	31
<i>Royal Naval Division</i>		2	62	..	9	..	13	2	84	3	142	5	226

Casualties by Months.
Dardanelles Campaign.

February and on-wards.	Regular Army	32	..	79	..	111	111
	Territorial Force	9	..	60	..	69	69
	Total	41	..	139	..	180	180
Totals*	Regular Army	552	6,388	163	2,682	42	1,616	757	10,686	1,176	27,945	152	4,812	2,085	43,443	
	Territorial Force ..	256	4,038	103	1,768	32	1,126	391	6,932	695	17,375	100	2,450	1,186	26,757	
	Australian	252	5,330	86	1,926	33	1,082	371	8,338	664	17,260	..	11	1,023	23,071	
	New Zealand	73	1,831	32	495	11	259	116	2,585	208	4,644	..	18	324	7,247	
	Newfoundland	1	26	..	11	..	11	1	48	7	86	8	134	
	Indian Native	22	1,263†	4	..	2	67	28	1,330	61	3,360	..	109	89	4,799	
	Total	1,156	18,876	388	6,882	120	4,161	1,664	29,919	2,811	70,670	252	7,400	4,715	107,451	
Royal Naval Division ..	97	1,408	29	698	7	244	133	2,356	199	4,840	..	2	332	7,198		

* Revised figures to 26th January, 1919.

† Includes those who died of wounds.

(f) See note on page 240.

NOTE.—The evacuation of the Gallipoli Peninsula took place on 19th December, 1915, at Suvla Bay and on 8th January, 1916, at Helles.

TABLE (vi).—APPROXIMATE CASUALTIES BY MONTHS IN THE SALONICA EXPEDITIONARY FORCE.
(Since October, 1915.)

Month.	Force.	Killed.		Died of wounds.		Died of disease, &c.		Total deaths.		Wounded (f).		Missing and prisoners.		Total.	
		Officers.	Other ranks.	Officers.	Other ranks.	Officers.	Other ranks.	Officers.	Other ranks.	Officers.	Other ranks.	Officers.	Other ranks.	Officers.	Other ranks.
1915.															
October ..	Regular Army	10	..	10	10
	Territorial Force
	Total	10	..	10	10
November ..	Regular Army	1	12	..	1	1	39	2	52	..	22	..	83	2	157
	Territorial Force	19	..	19
	Total	1	12	..	1	1	39	2	52	..	22	..	102	2	176
December ..	Regular Army	5	70	..	13	1	39	6	122	19	394	11	608	36	1,119
	Territorial Force
	Total	5	70	..	13	1	39	6	122	19	394	11	608	36	1,119
1916.															
January ..	Regular Army	10	..	5	..	23	..	38	..	39	..	8	..	80
	Territorial Force	1	1
	Total	10	..	5	..	23	..	38	..	40	..	8	..	81
February..	Regular Army	1	1	2	1	19	2	22	2	25	..	2	4	49
	Territorial Force
	Total	1	1	2	1	19	2	22	2	25	..	2	4	49
March ..	Regular Army	2	..	14	..	16	..	15	..	7	..	38
	Territorial Force	1	1	..
	Total	2	..	14	..	16	1	15	..	7	1	38
April ..	Regular Army	6	..	1	..	12	..	19	..	16	85
	Territorial Force	1	3	1	3	..	2	1	5
	Indian Native*	1	3	..	9	..	1	10*
	Total	7	..	1	1	23	1	31	..	19	1	50
May ..	Regular Army	1	..	21	..	22	..	2	24
	Territorial Force	1	..	1	1
	Total	1	..	22	..	23	..	2	25

* These are the total casualties to Indian Natives to this date. Particulars by months are not available.

(9343)	June	Regular Army	9	3	25	3	34	1	12	4	46
		Territorial Force	1	4	1	4	1	4
		Total	9	4	29	4	38	1	12	5	50
July	Regular Army	1	1	23	1	24	2	12	3	36	
	Territorial Force	3	..	3	3	
	Total	1	1	26	1	27	2	12	3	39	
August	Regular Army	1	33	3	7	1	89	5	129	18	289	1	3	24	421	
	Territorial Force	8	4	..	7	1	10	..	7	1	24	
	Total	1	36	3	7	1	93	5	136	19	299	1	10	25	445	
September	Regular Army	16	256	9	86	5	243	30	585	55	952	8	119	93	1,656	
	Territorial Force	1	4	..	3	..	10	1	17	1	18	..	2	2	37	
	Total	17	260	9	89	5	253	31	602	56	970	8	121	95	1,693	
October	Regular Army	18	267	10	160	4	204	32	631	110	1,395	1	73	143	2,099	
	Territorial Force	5	1	6	..	3	1	14	1	18	..	4	2	36	
	Total	18	272	11	166	4	207	33	645	111	1,413	1	77	145	2,135	
November	Regular Army	1	110	5	85	1	87	7	232	13	462	..	26	20	770	
	Territorial Force	2	4	..	6	1	10	1	16	
	Total	1	112	5	85	1	91	7	238	14	472	..	26	21	786	
December	Regular Army	5	74	1	43	2	53	8	175	16	364	..	40	24	579	
	Territorial Force	1	13	1	8	..	12	2	33	6	90	..	2	8	125	
	Total	6	87	2	51	2	70	10	208	22	454	..	42	32	704	
1917. January	Regular Army	5	33	1	30	1	55	7	118	11	182	5	26	23	326	
	Territorial Force	3	8	..	11	1	4	1	2	2	17	
	Total	5	36	1	30	1	63	7	129	12	186	6	28	25	343	
February.. ..	Regular Army	1	123	4	51	..	41	5	220	23	508	9	37	37	795	
	Territorial Force	1	6	..	5	..	7	1	18	3	43	..	2	4	68	
	Total	2	134	4	56	..	48	6	238	26	556	9	69	41	863	
March	Regular Army	4	106	2	62	1	62	7	230	18	454	4	13	29	697	
	Territorial Force	1	13	1	7	..	5	2	25	6	90	..	3	8	118	
	Total	5	119	3	69	1	67	9	255	24	544	4	16	37	815	

(f) See note on page 240.

289 Casualties by Months. Salonica.

TABLE (vi).—APPROXIMATE CASUALTIES BY MONTHS IN THE SALONICA EXPEDITIONARY FORCE—*continued.*

Month.	Force.	Killed.		Died of wounds.		Died of disease, &c.		Total deaths.		Wounded (f).		Missing and prisoners.		Total.	
		Officers.	Other ranks.	Officers.	Other ranks.	Officers.	Other ranks.	Officers.	Other ranks.	Officers.	Other ranks.	Officers.	Other ranks.	Officers.	Other ranks.
1917— <i>continued.</i>															
April	Regular Army	14	256	4	84	2	61	20	401	97	2,214	20	410	137	3,025
	Territorial Force	3	19	..	12	..	15	3	46	12	173	3	28	18	247
	Total	17	275	4	96	2	76	23	447	109	2,387	23	438	155	3,272
May	Regular Army	8	232	6	148	3	33	17	413	70	2,032	13	322	100	2,767
	Territorial Force	2	20	1	10	1	6	4	36	12	126	1	7	17	169
	Total	10	252	7	158	4	39	21	449	82	2,158	14	329	117	2,936
June	Regular Army	34	1	50	1	55	2	139	8	258	2	52	12	449
	Territorial Force	1	..	4	..	3	..	8	2	22	..	2	2	32
	Total	35	1	54	1	58	2	147	10	280	2	54	14	481
July	Regular Army	2	28	..	10	2	137	4	175	6	168	1	2	11	345
	Territorial Force	2	..	1	..	7	..	10	1	6	1	16
	Total	2	30	..	11	2	144	4	185	7	174	1	2	12	361
August	Regular Army	4	35	1	18	5	103	10	156	12	226	1	10	23	392
	Territorial Force	2	1	6	2	7	1	5	..	1	3	13
	Indian Native*	1	19	1	19	..	5	1*	24*
	Total	6	36	1	18	6	128	13	182	13	236	1	11	27	429
September	Regular Army	20	..	9	2	119	2	148	3	107	..	8	5	263
	Territorial Force	1	..	1	..	8	..	10	..	5	1	1	1	16
	Total	21	..	10	2	127	2	158	3	112	1	9	6	279
October	Regular Army	3	25	3	21	2	101	8	147	9	214	5	7	22	358
	Territorial Force	12	..	2	..	11	..	25	2	46	1	..	3	71
	Total	3	37	3	23	2	112	8	172	11	250	6	7	25	429
November	Regular Army	3	48	1	24	2	83	6	155	19	339	..	17	25	511
	Territorial Force	1	2	1	5	..	6	2	13	1	11	3	24
	Total	4	50	2	29	2	89	8	168	20	350	..	17	28	535
December	Regular Army	2	16	..	24	2	89	4	129	4	157	..	2	8	288
	Territorial Force	4	..	4	4
	Total	2	16	..	24	2	93	4	133	4	157	..	2	8	292

* These are the total casualties to Indian Natives between 1st May, 1916 and 31st August, 1917. Particulars by months are not available.

1918.		Regular Army	Territorial Force	Total	Regular Army	Territorial Force	Total	Regular Army	Territorial Force	Total	Regular Army	Territorial Force	Total	Regular Army	Territorial Force	Total	Regular Army	Territorial Force	Total	Regular Army	Territorial Force	Total	Regular Army	Territorial Force	Total	Regular Army	Territorial Force	Total	Regular Army	Territorial Force	Total	Regular Army	Territorial Force	Total	Regular Army	Territorial Force	Total	Regular Army	Territorial Force	Total			
January	1	28	29	17	..	17	47	1	92	2	147	1	6	3	145																											
	6	..	6	..	1	..	3	1	10																											
Total ..		1	28	29	17	..	17	53	1	98	2	148	1	9	4	155																											
February	17	17	9	4	13	48	4	74	3	154	1	5	8	233																											
	1	..	2	..	2	6	..	9	1	16	..	2	1	27																											
Total	18	18	11	4	15	54	4	83	4	170	1	7	9	260																											
March	4	12	16	8	6	14	29	10	49	4	88	1	4	15	141																											
	1	5	..	6	2	4	1	..	3	10																											
Total ..		4	13	17	8	6	14	34	10	55	6	92	2	4	18	151																											
April	3	38	41	23	..	23	49	4	110	18	289	7	187	29	586																											
	3	..	5	..	5	2	..	10	..	32	..	22	..	64																											
Total ..		3	41	44	28	..	28	51	4	120	18	321	7	209	29	650																											
May	1	15	16	15	..	15	39	1	69	10	229	2	10	13	308																											
	1	..	1	..	1	1	..	3	1	23	..	4	1	30																											
Total ..		1	16	17	16	..	16	40	1	72	11	252	2	14	14	338																											
June	1	21	22	9	1	10	41	2	71	4	88	..	2	6	161																											
	2	..	1	..	1	7	..	10	1	7	..	1	1	18																											
Total ..		1	23	24	10	1	11	48	2	81	5	95	..	3	7	179																											
July	22	22	12	1	13	68	2	102	11	142	..	1	13	245																											
	4	..	4	..	12	16																											
Total	22	22	12	1	13	72	2	106	11	154	..	1	13	261																											
August	1	27	28	19	2	21	52	3	98	19	159	..	1	22	258																											
	1	..	1	..	1	4	..	6	..	13	19																												
Total ..		1	28	29	20	2	22	56	3	104	19	172	..	1	22	277																											
September	25	484	509	181	30	211	349	71	1,014	134	2,827	16	312	221	4,153																											
	..	2	30	32	7	..	7	19	2	56	15	257	1	4	18	317																											
Total ..		27	514	541	188	30	218	368	73	1,070	149	3,084	17	316	239	4,470																											
October	25	25	28	3	31	603	4	656	1	167	..	3	5	826																											
	1	..	1	56	..	57	..	8	65																											
Total	25	25	29	3	30	659	4	713	1	175	..	3	5	891																											
November	2	7	9	8	8	16	627	10	642	..	11	..	13	10	666																											
	1	1	2	46	1	47	..	1	..	1	49																												
Total ..		2	7	9	9	9	18	673	11	689	..	12	..	14	11	715																											
Totals	132	2,506	2,638	1,266	98	1,364	3,797	301	7,569	722	15,149	108	2,439†	1,131	25,157																											
	..	14	146	160	3	4	7	286	23	515	72	1,059	10	117†	105	1,691																											
	1	..	5	1	6	27	1	28	..	6	34																												
Total ..		146	2,653	2,804	1,349	103	1,371	4,110	325	8,112	794	16,214	118	2,556†	1,237	26,882																											

202

291

Casualties by Months.
Salonica.

† Includes 96 Regular Army and Territorial Force non-commissioned officers and men who died as prisoners of war. (f) See note on page 240.

NOTE.—Casualties occurring after November, 1918, are included in the figures for that month.

TABLE (vii).—APPROXIMATE CASUALTIES BY MONTHS IN THE EAST AFRICAN EXPEDITIONARY FORCE (INCLUDING UGANDA AND NYASSALAND).
(Since September, 1914.)

Casualties by Months.
East Africa.

Date.	Force.	Killed.		Died of wounds.		Died of disease, &c.		Total deaths.		Wounded (f).		Missing and prisoners.		Total.	
		Officers.	Other ranks.	Officers.	Other ranks.	Officers.	Other ranks.	Officers.	Other ranks.	Officers.	Other ranks.	Officers.	Other ranks.	Officers.	Other ranks.
1914															
September	Regular Army (a)	4	..	1	5	..	4	9	..
	Colonial	1	1	..	4	5	..
	Indian Native (b)	1	6	2	1	8	4	67	5	75
	African Native (b)	..	8	..	1	9	..	47	..	6	..	62
	Total	6	14	1	1	..	2	7	17	12	114	..	6	19	137
October	Regular Army (a)
	Colonial	1	1	..	1	2	..
	Indian Native (b)	1	11	3	1	14	..	18	1	32
	African Native (b)	..	9	9	..	7	..	1	..	17
	Total	2	20	3	2	23	1	25	..	1	3	49
November	Regular Army (a)	15	23	..	20	..	1	15	44	22	37	2	24	39	105
	Colonial	1	1	1	..
	Indian Native (b)	11	329	..	4	..	3	11	336	13	184	1	70	25	590
	African Native (b)	..	4	4	..	7	11
	Total	27	356	..	24	..	4	27	384	35	228	3	94	65	706
December	Regular Army (a)
	Colonial
	Indian Native (b)	7	..	7	..	1	8
	African Native (b)
	Total	7	..	7	..	1	8

1915.																
January	Regular Army (a)	3	2	2	..	5	2	
	..	Colonial	4	4	..	
	..	Indian Native (b)	..	3	18	1	5	..	5	4	28	73	8	182	14	283
	..	African Native (b)	1	4	..	5	18	23
Total	3	19	1	5	..	9	4	33	9	93	10	182	23	308
February..	..	Regular Army (a)	
	..	Colonial	
	..	Indian Native (b)	4	..	4	..	2	6
	..	African Native (b)	2	..	2	2
Total	6	..	6	..	2	8
March	Regular Army (a)	1	1
	..	Colonial
	..	Indian Native (b)	8	1	5	1	13	13	1	13	2	39
	..	African Native (b)	1	10	..	11	11
Total	10	1	15	1	25	..	13	1	13	2	51
April	Regular Army (a)	
	..	Colonial	
	..	Indian Native (b)	2	3	..	5	..	1	6
	..	African Native (b)	9	..	9	9
Total	2	12	..	14	..	1	15
May	Regular Army (a)	1	..	1	2
	..	Colonial	..	4	7	4	7	..	2	..	1	4	10
	..	Indian Native (b)	3	1	5	1	8	8	..	17	1	33
	..	African Native (b)	4	9	..	13	..	3	16
Total	4	15	1	14	5	29	..	14	..	18	5	61
June	Regular Army (a)	2	..	1	..	9	3	15	3	24
	..	Colonial
	..	Indian Native (b)	4	..	1	..	8	..	13	..	17	..	1	31
	..	African Native (b)	5	..	5	5
Total	10	..	3	..	14	..	27	3	32	..	1	3	60

(a) Includes Indian Army officers,

(b) Excludes followers,

(c) See note on page 240.

TABLE (vii).—APPROXIMATE CASUALTIES BY MONTHS IN THE EAST AFRICAN EXPEDITIONARY FORCE—*continued.*

Date	Force.	Killed.		Died of wounds.		Died of disease, &c.		Total deaths.		Wounded (f).		Missing and prisoners.		Total.	
		Officers.	Other ranks.	Officers.	Other ranks.	Officers.	Other ranks.	Officers.	Other ranks.	Officers.	Other ranks.	Officers.	Other ranks.	Officers.	Other ranks.
1915— <i>contd.</i>															
July	Regular Army (a)	1	1	..	2	1	3	1	1	2	4
	Colonial	2	2	2
	Indian Native (b)	20	..	20	..	1	21
	African Native (b)	6	..	6	6
	Total	1	3	..	28	1	31	1	2	2	33
August	Regular Army (a)	1	5	2	1	5	1	17	1	3	3	25
	Colonial	..	1	3	..	1	4
	Indian Native (b)	2	42	..	1	..	28	2	71	2	87	2	31	6	189
	African Native (b)	19	..	19	19
	Total	3	48	..	1	..	49	3	98	3	105	3	34	9	237
September	Regular Army (a)	3	12	..	1	1	..	4	13	2	6	1	4	7	23
	Colonial
	Indian Native (b)	1	29	..	6	..	10	1	45	1	17	..	25	2	87
	African Native (b)	17	..	17	17
	Total	4	41	..	7	1	27	5	75	3	23	1	29	9	127
October	Regular Army (a)
	Colonial
	Indian Native (b)	..	2	8	..	10	10
	African Native (b)	..	2	..	1	..	12	..	15	15
	Total	..	4	..	1	..	20	..	25	25
November	Regular Army (a)
	Colonial	1	..	1	1
	Indian Native (b)	8	..	8	..	1	9
	African Native (b)	6	..	6	6
	Total	15	..	15	..	1	16

Casualties by Months,
East Africa.

December	Regular Army (a)	1	1	2	2	2	2	1	4	3
	Colonial
	Indian Native (b)	1	8	..	1	..	16	1	25	1	25	..	2	2	52
	African Native (b)	3	4	..	7	..	4	..	3	..	14
	Total	2	11	..	1	1	22	3	34	3	30	..	5	6	69
1916 January	Regular Army (a)	1	..	1	4	2	4	2	2	4	6
	Colonial	1	1	3	1	4	..	1	1	5
	South African
	Indian Native (b)	4	16	..	20	1	3	1	23
	African Native (b)	15	5	..	20	..	15	35
Total	20	2	..	1	28	3	48	3	21	6	69	
February	Regular Army (a)	2	1	3	1	5	1	5	2	10
	Colonial	1	1	..
	South African	2	18	..	7	2	6	4	31	6	91	1	15	11	137
	Indian Native (b)	5	14	..	19	1	5	..	2	1	26
	African Native (b)	3	2	..	5	..	14	19
Total	2	28	1	7	2	25	5	60	9	115	1	17	15	192	
March	Regular Army (a)	5	6	2	4	7	10	4	21	11	31
	Colonial	2	17	..	1	..	3	3	21	3	56	..	2	6	79
	South African	2	57	2	18	..	18	4	93	12	252	1	12	17	357
	Indian Native (b)	20	..	9	..	17	..	46	..	90	..	1	..	137
	African Native (b)	25	..	2	..	12	..	39	..	109	..	8	..	156
Total	9	125	4	30	1	54	14	209	19	528	1	23	34	760	
April	Regular Army (a)	6	..	6	6
	Colonial	1	..	1	1	2	1	2
	South African	4	..	10	1	28	1	42	1	16	2	58
	Indian Native (b)	2	11	..	13	13
	African Native (b)	2	10	..	12	12
Total	8	..	11	2	56	2	75	1	16	3	91	
May	Regular Army (a)	1	11	1	11	1	1	12
	Colonial	1	1	..	2	2	12	..	1	2	15
	South African	2	20	..	11	2	84	4	115	1	39	..	5	5	159
	Indian Native (b)	4	17	..	21	..	2	23
	African Native (b)	1	..	10	..	11	11
Total	2	25	..	12	3	123	5	160	3	53	..	7	8	220	

(a) Includes Indian Army officers.

(b) Excludes followers.

(f) See note on page 240.

TABLE (vii).—APPROXIMATE CASUALTIES BY MONTHS IN THE EAST AFRICAN EXPEDITIONARY FORCE—continued.

Date.	Force.	Killed.		Died of wounds.		Died of disease, &c.		Total deaths.		Wounded (f).		Missing and prisoners.		Total.	
		Officers.	Other ranks.	Officers.	Other ranks.	Officers.	Other ranks.	Officers.	Other ranks.	Officers.	Other ranks.	Officers.	Other ranks.	Officers.	Other ranks.
1916—contd.															
June	Regular Army (a)	3	2	..	3	2	8	5	13	3	16	8	29
	Territorial Force	2	..	2	2
	Colonial	1	..	1	1	1	1	3	..	3	1	6
	South African	3	30	1	9	4	59	8	98	5	110	..	5	13	213
	Indian Native (b)	19	..	4	..	30	..	53	2	44	..	2	2	99
	African Native (b)	5	..	4	..	6	..	15	..	21	..	1	..	37
Total		6	57	1	21	7	106	14	184	10	194	..	8	24	386
July	Regular Army (a)	2	1	7	1	9	1	2	2	11
	Colonial	1	1	..	1	1	2	1	2
	South African	2	18	..	3	..	68	2	89	2	35	..	2	4	126
	Indian Native (b)	9	..	2	..	29	..	40	..	20	..	1	..	61
	African Native (b)	1	..	1	..	7	..	9	..	1	10
Total		3	30	..	7	1	112	4	149	3	58	..	3	7	210
August	Regular Army (a)	2	5	1	14	3	19	4	11	1	..	8	30
	Colonial	2	1	..	1	4	2	6	5	7	7	13
	South African	4	30	1	20	..	48	5	98	11	126	..	2	16	226
	Indian Native (b)	1	19	..	7	..	40	1	66	4	74	..	3	5	143
	African Native (b)	8	..	1	..	22	..	31	..	15	46
Total		7	64	2	28	2	128	11	220	24	233	1	5	36	458
September	Regular Army (a)	1	1	7	1	8	5	6	6	14
	Territorial Force	1	..	1	..	2	3
	Colonial	1	2	1	2	1	4	2	6
	South African	6	30	3	7	..	42	9	79	10	105	..	6	19	190
	Indian Native (b)	15	..	4	..	28	..	47	2	43	..	2	2	92
	African Native (b)	14	..	6	..	20	..	40	..	73	113
Total		7	60	4	17	..	100	11	177	18	233	..	8	29	418

Casualties by Months.
East Africa.

October ..	Regular Army (a) ..	1	1	6	2	6	..	2	..	2	..	2	8
	Colonial	1	..	1	5	1	5
	South African	2	..	4	..	56	..	62	2	15	..	2	..	2	79
	Indian Native (b)..	..	1	..	2	3	21	3	24	1	20	..	14	..	4	58
	African Native (b)	..	4	..	6	..	14	..	24	..	32	56
Total	1	7	..	12	5	97	6	116	3	74	..	16	9	206	
November ..	Regular Army (a)	3	1	19	1	22	1	22
	Territorial Force	1	..	1	1
	Colonial ..	1	1	..	2	2	..
	South African ..	1	17	1	5	..	78	2	100	4	32	6	132
	Indian Native (b)..	..	1	..	4	..	32	..	37	..	7	44
African Native (b)	..	13	..	3	..	14	..	30	..	22	..	2	54	
Total	2	31	1	15	2	144	5	190	4	61	..	2	9	253	
December ..	Regular Army (a) ..	4	..	1	1	1	16	6	17	6	2	12	19
	Territorial Force	1	1	1
	Colonial ..	4	1	4	1	6	10	1
	South African	4	..	1	1	39	1	44	..	8	..	2	..	1	54
	Indian Native (b)..	1	43	..	7	..	23	1	73	3	55	..	2	..	4	130
African Native (b)	..	29	..	8	..	24	..	61	..	140	201	
Total	9	76	1	18	2	103	12	197	15	205	..	4	27	406	
1917. January ..	Regular Army (a) ..	7	6	1	2	..	22	8	30	9	12	1	10	18	52	
	Territorial Force	1	1	..	2	3	
	Colonial ..	4	1	5	5	5	6	..	1	..	12	5	
	South African ..	1	1	..	2	..	30	1	33	..	4	1	14	2	51	
	Indian Native (b)..	2	49	2	8	..	33	4	90	4	172	..	21	8	283	
African Native (b)	..	57	..	18	..	199	..	274	..	288	..	17	..	579		
Total	14	113	3	31	1	289	18	433	19	478	3	62	40	973	
February..	Regular Army (a) ..	1	1	..	3	2	25	3	29	1	6	4	35	
	Territorial Force	1	..	1	1	
	Colonial ..	1	1	5	2	5	2	4	5	
	South African ..	1	1	..	2	..	40	1	43	1	8	..	12	2	63	
	Indian Native (b)..	..	12	..	1	1	32	1	45	..	30	..	4	1	79	
African Native (b)	..	17	..	6	..	68	..	91	..	30	..	5	..	126		
Total	3	31	..	12	4	171	7	214	4	74	..	21	11	309	

(9343)

2 P

(a) Includes Indian Army Officers. (b) Excludes followers.

(f) See note on page 240.

297
Casualties by Months.
East Africa.

TABLE (vii).—APPROXIMATE CASUALTIES BY MONTHS IN THE EAST AFRICAN EXPEDITIONARY FORCE—*continued.*

Date.	Force.	Killed.		Died of wounds.		Died of disease, &c.		Total deaths.		Wounded (f).		Missing and prisoners.		Total.	
		Officers.	Other ranks.	Officers.	Other ranks.	Officers.	Other ranks.	Officers.	Other ranks.	Officers.	Other ranks.	Officers.	Other ranks.	Officers.	Other ranks.
1917— <i>contd.</i>															
March	Regular Army (a)	1	..	2	2	29	2	32	..	4	2	36
	Territorial Force
	Colonial	1	..	1	1	1	1
	South African	39	..	39	2	4	..	1	2	44
	Indian Native (b)	1	..	1	..	5	..	7	..	1	..	1	1	8
	African Native (b)	5	..	8	..	39	..	52	..	40	..	10	..	102
	Total	7	..	11	2	113	2	131	3	49	1	11	6	191
April	Regular Army (a) .. .	1	1	..	4	1	20	2	25	2	25
	Territorial Force
	Colonial	2	1	..	1	6	2	8	2	..	1	..	5	8
	South African	2	17	2	17	2	17
	Indian Native (b)	12	..	7	1	19	1	38	..	6	..	10	1	54
	African Native (b)	26	..	7	..	65	..	98	..	80	..	9	..	187
	Total	1	41	1	18	5	127	7	186	2	86	1	19	10	291.
May	Regular Army (a)	1	..	5	..	33	..	39	..	2	41
	Territorial Force	1	..	1	1
	Colonial	4	8	4	8	1	..	1	..	6	8
	South African	2	30	2	30	2	30
	Indian Native (b) .. .	1	16	..	4	1	55	2	75	..	18	..	2	2	95
	African Native (b)	17	..	10	..	75	..	102	..	51	..	14	..	167
	Total	1	34	..	19	7	202	8	255	1	71	1	16	10	342
June	Regular Army (a) .. .	3	3	..	3	..	18	3	24	2	12	5	36
	Territorial Force	1	..	1	1
	Colonial	5	..	5	1	1	5
	South African	1	20	1	20	..	2	1	22
	Indian Native (b) .. .	2	26	..	1	..	21	2	48	1	52	..	43	3	143
	African Native (b)	7	..	2	..	98	..	107	..	41	..	19	..	167
	Total	5	36	1	6	..	163	6	205	4	107	..	62	10	374

Casualties by Months.
East Africa.

(9343)	July ..	Regular Army (a)	4	21	1	4	1	21	6	46	10	62	16	108	
		Territorial Force	1	2	1	
		Colonial ..	7	..	2	..	1	2	10	1	10	1	..	21	2
		South African ..	4	50	1	31	2	32	7	113	14	114	1	23	22	250	
		Indian Native (b) ..	1	17	..	5	1	45	2	67	2	125	1	12	5	204	
		African Native (b)	..	99	..	28	..	96	..	223	..	308	..	30	..	561	
	Total ..	16	187	4	69	5	196	25	452	36	609	3	65	64	1,126		
	August ..	Regular Army (a)	2	9	1	4	1	36	4	49	8	42	5	11	17	102	
		Territorial Force	1	..	1	..	2	2	..	4	
		Colonial ..	4	..	2	1	..	2	6	3	18	1	..	25	3
		South African	2	3	28	3	30	1	3	1	..	5	33	
		Indian Native (b) ..	2	83	1	13	3	124	6	220	5	86	1	13	12	319	
		African Native (b)	..	58	..	18	..	109	..	185	..	263	..	23	..	471	
	Total ..	8	150	4	39	7	300	19	489	32	394	8	49	59	932		
	September ..	Regular Army (a)	5	18	2	4	1	29	8	51	15	43	..	1	23	95	
		Territorial Force ..	1	1	..	3	1	4	1	4	
		Colonial ..	7	..	2	..	1	3	10	3	13	23	3	
		South African	1	28	1	28	..	2	1	30	
		Indian Native (b) ..	2	16	..	6	..	17	2	39	2	62	4	101	
		African Native (b)	..	78	..	19	..	110	..	207	..	419	..	11	..	637	
	Total ..	15	112	4	30	3	190	22	332	30	526	..	12	52	870		
	October ..	Regular Army (a)	11	10	6	7	1	32	18	49	31	49	..	4	49	102	
		Territorial Force	2	2	2	1	2	3	
		Colonial ..	8	..	2	2	10	2	24	34	2	
		South African ..	2	1	..	30	2	31	4	16	2	..	8	47	
		Indian Native (b) ..	3	103	..	21	..	45	3	169	4	244	..	38	7	451	
		African Native (b)	..	182	..	71	..	127	..	380	..	807	..	31	..	1,218	
	Total ..	24	295	8	102	1	236	33	633	65	1,117	2	73	100	1,823		
	November ..	Regular Army (a)	3	3	4	1	..	35	7	39	17	1	1	..	25	40	
		Territorial Force	4	..	4	1	1	4	
		Colonial ..	7	..	4	..	4	..	15	..	28	43	..	
		South African ..	1	3	..	2	..	22	1	27	2	7	3	34	
		Indian Native (b) ..	2	18	1	6	1	55	4	79	4	41	..	8	8	128	
		African Native (b)	..	93	..	54	..	166	..	313	..	394	..	21	..	728	
	Total ..	13	117	9	63	5	282	27	462	52	443	1	29	80	934		

(a) Includes Indian Army officers.

(b) Excludes followers.

(f) See note on page 240.

TABLE (vii).—APPROXIMATE CASUALTIES BY MONTHS IN THE EAST AFRICAN EXPEDITIONARY FORCE—*continued.*

Date	Force.	Killed.		Died of wounds.		Died of disease, &c		Total deaths.		Wounded (f).		Missing and Prisoners.		Total.	
		Officers.	Other ranks.	Officers.	Other ranks.	Officers.	Other ranks.	Officers.	Other ranks.	Officers.	Other ranks.	Officers.	Other ranks.	Officers.	Other ranks.
1917— <i>contd.</i>															
December ..	Regular Army (a)	1	..	1	57	2	57	2	57
	Territorial Force
	Colonial	1	..	1	1	..
	South African	48	..	48	48
	Indian Native (b)	33	..	33	33
	African Native (b)	4	..	122	..	126	..	2	..	2	..	130
	Total	1	..	1	4	1	260	3	264	..	2	..	2	3	268
1918.															
January ..	Regular Army (a)	2	1	2	51	4	52	4	52
	Territorial Force	2	..	2	2
	Colonial	5	3	5	3	5	3
	South African	50	..	50	50
	Indian Native (b)	7	..	7	7
	African Native (b)	3	139	..	142	..	5	147
	Total	2	4	7	252	9	256	..	5	9	261
February ..	Regular Army (a)	2	67	2	67	2	67
	Territorial Force	2	..	2	2
	Colonial
	South African	1	22	1	22	1	22
	Indian Native (b)	5	..	5	5
	African Native (b)	4	..	5	..	169	..	178	..	10	188
	Total	4	..	5	3	265	3	274	..	10	3	284
March ..	Regular Army (a)	12	2	24	2	36	..	1	2	37
	Territorial Force
	Colonial
	South African	2	22	2	22	2	22
	Indian Native (b)
	African Native (b)	8	..	2	..	205	..	215	215
	Total	20	..	2	4	251	4	273	..	1	4	274

Casualties by Months.
East Africa.

April	Regular Army (a)	...	1	1	20	1	21	2	6	1	4	3	31
	Territorial Force	...	1	1	1	...	2	2
	Colonial	...	2	1	...	3	...	4	...	1	...	8	...
	South African	...	1	1	13	2	13	3	5	13
	Indian Native (b)	6	...	1	4	...	11	1	6	1	17
	African Native (b)	67	...	24	...	148	...	239	...	261	...	4	...
Total	...	3	75	..	25	3	186	6	286	10	273	1	8	17	567
May	Regular Army (a)	...	1	1	8	1	9	1	1	2	10
	Territorial Force	2	...	2	2
	Colonial	...	5	5	2	10	2	11	...	3	...	24	2
	South African	1	13	...	14	...	1	15
	Indian Native (b)	5	...	5	5
	African Native (b)	42	...	6	...	126	...	174	...	196	...	8	...
Total	...	5	44	1	6	5	156	11	206	12	198	3	8	26	412
June	Regular Army (a)	...	1	16	...	17	2	1	2	18
	Territorial Force	1	2	1	2	1	1	...	1	2	4
	Colonial	...	1	2	...	3	...	1	4	...
	South African	15	...	15	15
	Indian Native (b)	5	...	5	5
	African Native (b)	14	...	9	...	117	...	140	...	35
Total	...	1	15	...	9	3	155	4	179	4	37	...	1	8	217
July	Regular Army (a)	...	1	1	1	...	14	3	15	4	1	8	7	15	23
	Territorial Force	1	2	1	2	2	...	4	3	7	5
	Colonial	1	...	1	1	1	1
	South African	11	...	11	11
	Indian Native (b)
	African Native (b)	19	...	2	...	107	...	128	...	48	...	145	...
Total	...	1	20	1	2	2	135	4	157	7	49	12	155	23	361
August	Regular Army (a)	...	1	3	3	1	6	9	5	2	6	12	17
	Territorial Force	2	1	...	2	5	6	2
	Colonial	...	1	1	1	1	17	...	2	...	20	1
	South African	1	1	21	1	22	2	1	24
	Indian Native (b)	5	...	5	5
	African Native (b)	5	...	4	...	99	...	108	...	6	...	20	...
Total	...	2	11	...	4	2	129	4	144	31	11	4	28	39	183

(a) Includes Indian Army officers.

(b) Excludes followers.

(f) See note on page 240.

TABLE (vii).—APPROXIMATE CASUALTIES BY MONTHS IN THE EAST AFRICAN EXPEDITIONARY FORCE—*continued.*

Month.	Force.	Killed.		Died of wounds.		Died of disease, &c.		Total deaths.		Wounded (f).		Missing and prisoners.		Total.	
		Officers.	Other ranks.	Officers.	Other ranks.	Officers.	Other ranks.	Officers.	Other ranks.	Officers.	Other ranks.	Officers.	Other ranks.	Officers.	Other ranks.
1918— <i>contd.</i> September	Regular Army (a)	...	1	2	...	3	2	9	2	12
	Territorial Force	1	3	1	3	5	10	1	72	7	85
	Colonial	1	1	1	1	13	14	1
	South African	1	19	1	19	1	19
	Indian Native (b)	4	...	4	4
	African Native (b)	...	69	...	16	...	185	...	270	...	204	...	66	...	540
	Total	...	1	70	...	16	2	214	3	300	20	223	1	138	23
October	Regular Army (a)	5	17	5	17	1	...	6	17
	Territorial Force	3	...	3	3	...
	Colonial	1	...	1	1	...	1	1
	South African	2	11	2	11	2	11
	Indian Native (b)	4	...	4	4
	African Native (b)	...	2	36	...	38	...	2	40
Total	2	10	69	10	71	...	2	2	...	12	73
November	Regular Army (a)	6	144	6	144	...	3	1	...	7	147
	Territorial Force	2	...	2	...	3	5
	Colonial	1	2	1	2	1	2
	South African	5	90	5	90	5	90
	Indian Native (b)	4	...	4	4
	African Native (b)	...	6	...	1	...	69	...	76	...	17	93
Total	6	...	1	12	311	12	318	...	23	1	...	13	341
Totals	Regular Army (a)	82	161	25	70	39	834	146	1,065	177	407	(c) 26	(c) 79	349	1,551
	Territorial Force	1	3	...	7	7	31	8	41	16	19	5	78	29	138
	Colonial	64	32	15	7	34	70	113	109	180	91	12	4	305	204
	South African	32	287	10	135	33	1,177	75	1,599	81	990	7	(c) 103	163	2,692
	Indian Native (b)	37	963	6	131	12	940	55	2,034	60	1,721	(c) 15	(c) 519	130	4,274
	African Native (b)	...	1,029	...	348	...	2,923	...	4,300	...	4,035	...	456	...	8,791
	Total	...	216	2,475	56	698	125	5,975	397	9,148	514	7,263	(c) 65	(c) 1,239	976

(a) Includes Indian Army officers.

(b) Excludes followers.

(c) Includes those who died as prisoners of war.—Regular Army, 3 officers, 6 other ranks; South Africans 10 other ranks; Indian Natives, 1 officer, 7 other ranks.

(f) See note on page 240.

NOTES.—(i.) Particulars of casualties occurring to Indian and African native followers will be found in a separate table on the next page.

Casualties by months.
East Africa.

TABLE (vii).—APPROXIMATE CASUALTIES BY MONTHS IN THE EAST AFRICAN
EXPEDITIONARY FORCE—*continued*.

Followers, excluded from the figures on the preceding pages.

Month.	Force.	Killed and died of wounds.	Died of disease, &c.	Total deaths.	(f) Wounded.	Missing.	Total.
Total to 31st December, 1915	Indian ..	5	51	56	2	7	65
	African ..	36	1,657	1,693	7	264	1,964
— 1916.							
January ..	Indian	3	3	3
	African	18	18	18
February ..	Indian	3	3	2	..	5
	African ..	1	..	1	6	..	7
March ..	Indian ..	1	6	7	..	4	11
	African ..	8	60	68	21	1	90
April ..	Indian	7	7	7
	African	381	381	385
May.. ..	Indian	6	6	6
	African ..	1	487	488	..	1	489
June ..	Indian ..	1	3	4	4
	African ..	6	489	495	14	..	509
July ..	Indian ..	1	10	11	4	..	15
	African ..	5	409	414	8	..	422
August ..	Indian	8	8	2	..	10
	African ..	22	454	476	26	1	503
September ..	Indian	12	12	12
	African ..	2	268	270	25	1	296
October ..	Indian	7	7	7
	African ..	13	275	288	4	..	292
November ..	Indian	9	9	9
	African ..	9	474	483	6	..	489
December ..	Indian	14	14	..	1	15
	African ..	11	641	652	22	..	674
— 1917.							
January ..	Indian	6	6	6
	African ..	13	1,008	1,021	86	9	1,116
February ..	Indian	11	11	11
	African ..	9	1,118	1,127	22	5	1,154
March ..	Indian	6	6	6
	African ..	6	1,750	1,756	7	3	1,766
April ..	Indian	15	15	15
	African ..	1	2,114	2,115	3	4	2,122
May.. ..	Indian	15	15	15
	African ..	5	2,590	2,595	11	..	2,606
June ..	Indian	22	22	22
	African ..	15	3,473	3,488	12	..	3,500
July.. ..	Indian	13	13	13
	African ..	10	3,892	3,902	56	36	3,994
August ..	Indian ..	1	8	9	9
	African ..	49	3,229	3,278	98	19	3,395
September ..	Indian	6	6	..	1	7
	African ..	20	3,236	3,256	58	3	3,317
*1st October, 1917, to 30th September, 1918.	Indian ..	1	35	36	1	..	37
	African ..	124	13,929	14,053	826	275	15,154
Totals ..	Indian ..	10	276	286	11	13	310
	African ..	366	41,952	42,318	1,322	622	44,262
	Total ..	376	42,228	42,604	1,333	635	44,572

* Particulars by months are not available.

(f) See note on page 240.

TABLE (viii).—APPROXIMATE CASUALTIES BY MONTHS IN THE MESOPOTAMIAN EXPEDITIONARY FORCE.

(Since December, 1914.)

Month.	Force.	Killed.		Died of wounds.		Died of disease, &c.		Total deaths.		Wounded (f).		Missing and prisoners.		Total.	
		Officers.	Other ranks.	Officers.	Other ranks.	Officers.	Other ranks.	Officers.	Other ranks.	Officers.	Other ranks.	Officers.	Other ranks.	Officers.	Other ranks.
1914. December ..	Regular Army (a) ..	2	33	3	9	..	3	5	45	28	251	33	296
	Indian Native (b) ..	2	51	..	9	2	60	7	393	..	18	9	471
	Total ..	4	84	3	18	..	3	7	105	35	644	..	18	42	767
1915. January ..	Regular Army (a)	2	..	2	3	19	3	21
	Indian Native (b) ..	1	16	5	1	21	2	50	..	1	3	72
	Total ..	1	16	7	1	23	5	69	..	1	6	93
February ..	Regular Army (a)	1	..	1	1
	Indian Native (b)	8	..	8	8
	Total	9	..	9	9
March ..	Regular Army (a) ..	8	1	1	1	9	2	2	5	1	..	12	7
	Indian Native (b) ..	1	18	..	2	..	4	1	24	6	93	1	35	8	152
	Total ..	9	19	..	2	1	5	10	26	8	98	2	35	20	159
April ..	Regular Army (a) ..	16	55	4	14	1	3	21	72	41	304	62	376
	Indian Native (b) ..	6	108	1	45	..	19	7	172	21	725	..	21	28	918
	Total ..	22	163	5	59	1	22	28	244	62	1,029	..	21	90	1,294

Casualties by Months.
Mesopotamia.

(9343)	May ..	Regular Army (a) ..	1	12	1	12	5	7	6	19	
		Territorial Force	2	..	2	2	
		Indian Native (b)	7	..	3	1	5	..	1	15	1	34	2	49
		Total ..	1	7	..	3	1	19	2	29	6	41	8	70	
	June ..	Regular Army (a) ..	1	1	1	1	..	20	2	22	3	6	5	28	
		Territorial Force	5	..	5	5	
		Indian Native (b)	5	..	2	..	28	..	35	..	13	48	
		Total ..	1	6	1	3	..	53	2	62	3	19	5	81	
	July ..	Regular Army (a) ..	12	42	3	11	..	23	15	76	41	97	4	31	60	204	
		Territorial Force ..	2	16	1	1	..	3	3	20	4	45	7	65	
		Indian Native (b) ..	11	154	2	28	2	31	15	213	23	737	..	95	38	1,045	
		Total ..	25	212	6	40	2	57	33	309	68	879	4	126	105	1,314	
	August ..	Regular Army (a)	19	..	19	19	
		Territorial Force	4	..	4	4	
		Indian Native (b)	23	..	23	23	
		Total	46	..	46	46	
	September ..	Regular Army (a) ..	13	28	..	24	..	19	13	71	53	269	4	16	70	355	
		Territorial Force	3	..	3	3	
		Indian Native (b) ..	8	178	2	40	..	24	10	242	29	1,588	..	10	39	1,840	
		Total ..	21	206	2	64	..	46	23	316	82	1,856	4	26	109	2,198	
20	October ..	Regular Army (a)	20	..	20	20	
		Territorial Force	2	..	2	2	
		Indian Native (b)	18	..	18	18	
		Total	40	..	40	40	

(a) Includes British units of the Indian Expeditionary Force and Indian Army officers.

(b) Excludes followers.

(f) See note on page 240.

305
Casualties by Months.
Mesopotamia.

TABLE (viii).—APPROXIMATE CASUALTIES BY MONTHS IN THE MESOPOTAMIAN EXPEDITIONARY FORCE—continued.

Month.	Force.	Killed.		Died of wounds.		Died of disease, &c.		Total deaths.		Wounded (f).		Missing and prisoners.		Total.	
		Officers.	Other ranks.	Officers.	Other ranks.	Officers.	Other ranks.	Officers.	Other ranks.	Officers.	Other ranks.	Officers.	Other ranks.	Officers.	Other ranks.
1915—contd.															
November ..	Regular Army (a)..	36	161	4	3	1	15	41	179	94	747	1	46	136	972
	Territorial Force	1	1	..	2	1	15	1	17
	Indian Native (b)..	28	343	2	54	..	3	30	400	69	2,690	3	360	102	3,450
	Total ..	64	505	6	57	1	19	71	581	164	3,452	4	406	239	4,439
December ..	Regular Army (a)	10	65	10	60	1	14	21	139	36	292	3	9	60	440
	Territorial Force	5	..	1	..	3	..	9	4	31	4	40
	Indian Native (b)..	5	226	3	80	2	60	10	366	19	1,228	1	188	30	1,782
	Total ..	15	296	13	141	3	77	31	514	59	1,551	4	197	94	2,262
1916.															
January ..	Regular Army (a)..	40	314	13	102	2	31	55	447	162	1,354	6	104	223	1,905
	Territorial Force ..	14	156	2	61	..	5	16	222	36	663	1	107	53	992
	Indian Native (b)..	20	638	5	93	3	160	28	891	101	3,592	1	352	130	4,835
	Total ..	74	1,108	20	256	5	196	99	1,560	299	5,609	8	563	406	7,732
February ..	Regular Army (a)..	13	28	6	21	4	16	23	65	11	88	..	1	34	154
	Territorial Force	2	..	2	..	4	1	8	..	1	1	13
	Indian Native (b)..	8	209	1	86	1	132	10	427	5	523	..	51	15	1,001
	Total ..	21	237	7	109	5	150	33	496	17	619	..	53	50	1,168
March ..	Regular Army (a)..	36	151	10	78	5	17	51	246	63	793	14	124	128	1,163
	Territorial Force ..	11	46	1	21	12	67	13	258	1	14	26	339
	Indian Native (b)..	15	341	2	37	1	111	18	489	50	1,980	3	271	71	2,740
	Total ..	62	538	13	136	6	128	81	802	126	3,031	18	409	225	4,242

Casualties by Months.
Mesopotamia.

(9843)	April..	..	Regular Army (a)..	116	787	46	429	13*	1,014*	175	2,230	332	4,416	255*	1,617*	762*	8,263*
		..	Territorial Force	5	..	9	2*	325*	2	339	5	43	17*	311*	24*	693*
		..	Indian Native (b) ..	11	329	7	107	5*	1,413*	23	1,849	86	2,637	207*	6,867*	316*	11,353*
		..	Total ..	127	1,121	53	545	20*	2,752*	200	4,418	423	7,096	479*	8,795*	1,102*	20,309*
	May	Regular Army (a)..	4	6	7	84	9	291	20	381	6	19	26	400
		..	Territorial Force	6	2	40	2	46	2	46
		..	Indian Native (b) ..	1	38	..	22	1	220	2	280	4	177	..	38	6	495
		..	Total ..	5	44	7	112	12	551	24	707	10	177	..	57	34	941
	June	Regular Army (a)..	2	21	1	11	10	338	13	370	6	19	..	14	19	403
		..	Territorial Force	4	54	..	58	..	6	64	
		..	Indian Native (b)	76	..	33	..	243	..	352	15	287	..	8	15	647
		..	Total ..	2	101	1	44	10	635	13	780	21	312	..	22	34	1,114
	July	Regular Army (a)..	1	11	1	9	16	552	18	572	7	27	..	6	25	605
		..	Territorial Force	1	..	122	..	123	..	3	..	2	128	
		..	Indian Native (b) ..	2	38	..	6	..	303	2	347	4	163	..	4	6	514
		..	Total ..	3	49	1	16	16	977	20	1,042	11	193	..	12	31	1,247
	August	..	Regular Army (a)..	1	11	1	..	8	164	10	175	8	19	18	194
		..	Territorial Force	1	..	1	..	38	..	40	..	7	47	
		..	Indian Native (b)	23	..	11	..	207	..	241	5	245	..	7	5	493
		..	Total ..	1	35	1	12	8	409	10	456	13	271	..	7	23	734

* Includes prisoners taken at Kut-el-Amara.

(a) Includes British Units of the Indian Expeditionary Force and Indian Army officers.

(b) Excludes followers.

(f) See note on page 240.

307
Casualties by Months.
Mesopotamia.

TABLE (viii).—APPROXIMATE CASUALTIES BY MONTHS IN THE MESOPOTAMIAN EXPEDITIONARY FORCE—*continued.*

Month.	Force.	Killed.		Died of wounds.		Died of disease, &c.		Total deaths.		Wounded (f).		Missing and prisoners.		Total.	
		Officers.	Other ranks.	Officers.	Other ranks.	Officers.	Other ranks.	Officers.	Other ranks.	Officers.	Other ranks.	Officers.	Other ranks.	Officers.	Other ranks.
1916— <i>contd.</i>															
September ..	Regular Army (a) ..	2	..	1	3	4	48	7	51	9	64	..	3	16	118
	Territorial Force ..	2	11	..	4	1	24	3	39	3	43	6	82
	Indian Native (b)	64	..	8	..	101	..	173	4	263	..	3	4	439
	Total ..	4	75	1	15	5	173	10	263	16	370	..	6	26	639
October ..	Regular Army (a)	8	..	4	4	88	4	100	3	14	7	114
	Territorial Force	3	..	1	..	12	..	16	..	21	37
	Indian Native (b)	20	..	11	2	102	2	133	..	115	..	7	2	255
	Total	31	..	16	6	202	6	249	3	150	..	7	9	406
November ..	Regular Army (a)	10	2	3	6	61	8	74	1	36	9	110
	Territorial Force	1	..	11	..	12	12
	Indian Native (b) ..	1	9	..	7	2	78	3	94	..	99	..	15	3	208
	Total ..	1	19	2	11	8	150	11	180	1	135	..	15	12	330
December ..	Regular Army (a) ..	5	116	6	63	..	67	11	246	55	240	1	10	67	496
	Territorial Force	4	..	1	..	11	..	16	1	13	..	7	1	36
	Indian Native (b) ..	6	82	1	14	2	58	9	154	9	498	1	20	19	672
	Total ..	11	202	7	78	2	136	20	416	65	751	2	37	87	1,204

Casualties by Months.
Mesopotamia.

1917.																
January	..	Regular Army (a) ..	71	662	21	297	..	40	92	999	108	1,930	6	34	206	2,963
		Territorial Force ..	4	24	..	11	..	6	4	41	13	225	..	8	17	274
		Indian Native (b) ..	11	428	6	88	1	58	18	574	30	1,777	..	217	48	2,568
		Total ..	86	1,114	27	396	1	104	114	1,614	151	3,932	6	259	271	5,805
February	..	Regular Army(a) ..	73	520	26	254	3	22	102	796	140	1,987	3	68	245	2,851
		Territorial Force ..	15	198	3	38	..	5	18	241	28	580	1	16	47	837
		Indian Native (b) ..	28	1,062	13	150	3	106	44	1,318	103	3,517	10	675	157	5,510
		Total ..	116	1,780	42	442	6	133	164	2,355	271	6,084	14	759	449	9,198
March	..	Regular Army (a) ..	39	286	6	177	3	37	48	500	100	1,295	6	185	154	1,980
		Territorial Force ..	2	6	..	20	..	15	2	41	1	44	3	85
		Indian Native (b) ..	10	261	4	81	..	61	14	403	33	1,511	8	527	50	2,441
		Total ..	51	553	10	278	3	113	64	944	134	2,850	9	712	207	4,506
April	..	Regular Army (a) ..	27	275	11	123	5	48	43	446	108	947	9	124	160	1,517
		Territorial Force ..	3	3	..	5	3	8	3	8
		Indian Native (b) ..	7	339	4	60	2	70	13	469	28	1,549	1	65	42	2,083
		Total ..	37	614	15	186	7	123	59	923	136	2,496	10	189	205	3,608
May	Regular Army(a) ..	1	3	7	43	3	66	11	112	2	22	..	1	13	135
		Territorial Force	1	1	1	..
		Indian Native (b)	24	..	16	..	81	..	121	..	60	181
		Total ..	1	27	8	59	3	147	12	233	2	82	..	1	14	316
June	Regular Army (a) ..	1	2	1	..	5	98	7	100	..	3	7	103
		Territorial Force	1	1	1	1	1	1
		Indian Native (b)	2	..	4	..	70	..	76	..	5	..	1	..	82
		Total ..	1	4	1	4	6	169	8	177	..	8	..	1	8	186

(a) Includes British Units of the Indian Expeditionary Force and Indian Army officers.

(b) Excludes followers.

(f) See note on page 240.

TABLE (viii).—APPROXIMATE CASUALTIES BY MONTHS IN THE MESOPOTAMIAN EXPEDITIONARY FORCE—*continued.*

Month.	Force.	Killed.		Died of wounds.		Died of disease, &c.		Total deaths.		Wounded (f).		Missing and prisoners.		Total.	
		Officers.	Other ranks.	Officers.	Other ranks.	Officers.	Other ranks.	Officers.	Other ranks.	Officers.	Other ranks.	Officers.	Other ranks.	Officers.	Other ranks.
1917— <i>contd.</i>															
July ..	Regular Army (a)..	1	2	2	3	24	374	27	379	1	54	..	6	28	439
	Territorial Force	2	48	2	48	1	2	49
	Indian Native (b) (c)	..	25	..	11	2	69	2	105	..	7	..	17	3	129
	Total ..	1	27	2	14	28	491	31	532	2	61	..	24	33	617
August ..	Regular Army (a)..	4	165	4	165	2	3	..	1	6	169
	Territorial Force	1	23	1	23	1	23
	Indian Native (b) (c)	..	18	..	13	..	132	..	163	..	122	..	16	..	301
	Total	18	..	13	5	320	5	351	2	125	..	17	7	493
September ..	Regular Army (a)..	2	6	1	8	8	127	11	141	14	20	3	3	28	164
	Territorial Force ..	2	57	..	2	..	20	2	79	13	212	15	291
	Indian Native (b) (c)	4	190	..	35	..	122	4	347	24	1,243	..	52	23	1,647
	Total ..	8	253	1	45	8	269	17	567	51	1,480	3	55	71	2,102
October ..	Regular Army (a) .	1	13	2	5	14	80	17	98	1	48	..	1	18	147
	Territorial Force	4	..	18	1	26	1	48	..	6	1	54
	Indian Native (b) (c)	..	20	..	6	..	63	..	89	..	19	108
	Total ..	1	37	2	29	15	169	18	235	1	73	..	1	19	309
November ..	Regular Army (a)..	6	62	8	26	6	107	20	195	51	337	1	1	72	533
	Territorial Force	24	..	24	..	14	38
	Indian Native (b) (c)	6	172	1	66	2	179	9	417	21	1,553	..	3	30	1,973
	Total ..	12	234	9	92	8	310	29	636	72	1,904	1	4	102	2,544

Casualties by Months.
Mesopotamia.

December	Regular Army (a)	6	..	14	6	148	6	168	6	22	12	190
	Territorial Force	2	2	35	2	37	..	22	2	59
	Indian Native (b) (c)	30	..	14	..	96	..	140	..	82	..	1	4	223
	Total	38	..	28	8	279	8	345	10	126	..	1	18	472
1918.															
January	Regular Army (a) ..	1	2	1	1	15	64	17	67	..	2	3	1	20	70
	Territorial Force	14	..	14	2	..	16
	Indian Native (b) (c)	12	..	14	2	179	2	205	..	72	..	17	2	294
	Total ..	1	14	1	15	17	257	19	286	..	74	3	20	22	380
February	Regular Army (a) ..	1	7	..	4	2	14	3	25	3	25
	Territorial Force	7	..	7	7	7
	Indian Native (b) (c)	1	..	7	..	75	..	83	..	28	..	1	..	112
	Total ..	1	8	..	11	2	96	3	115	..	28	..	1	3	144
March	Regular Army (a) ..	2	4	2	2	7	36	11	42	7	16	2	..	20	58
	Territorial Force	1	1	15	1	16	1	8	2	24
	Indian Native (b) (c)	2	1	6	1	116	2	124	3	26	..	8	5	158
	Total ..	2	7	3	8	9	167	14	182	11	50	2	8	27	240
April	Regular Army (a)	6	..	11	2	49	3	66	4	96	7	162
	Territorial Force	1	..	3	..	9	..	13	..	9	22
	Indian Native (b) ..	2	17	..	12	..	125	2	154	3	74	..	1	5	229
	Total ..	2	24	1	26	2	183	5	233	7	179	..	1	12	413
May	Regular Army (a) ..	3	6	..	1	6	81	9	88	2	15	2	1	13	104
	Territorial Force	2	18	..	20	20	20
	Indian Native (b)	1	..	3	..	116	..	120	1	38	..	4	1	162
	Total ..	3	9	..	4	6	215	9	228	3	53	2	5	14	286

(a) Includes British units of the Expeditionary Force and Indian Army officers.

(b) Excludes followers.

(c) Includes West African Contingent.

(f) See note on page 240.

TABLE (viii).—APPROXIMATE CASUALTIES BY MONTHS IN THE MESOPOTAMIAN EXPEDITIONARY FORCE—*continued.*

Month.	Force.	Killed.		Died of wounds.		Died of disease,&c.		Total deaths.		Wounded (<i>f</i>).		Missing and prisoners.		Total.	
		Officers.	Other ranks.	Officers.	Other ranks.	Officers.	Other ranks.	Officers.	Other ranks.	Officers.	Other ranks.	Officers.	Other ranks.	Officers.	Other ranks.
1918— <i>contd.</i>															
June..	Regular Army (<i>a</i>)..	2	1	3	91	5	92	3	3	2	1	10	96
	Territorial Force ..	2	3	18	2	21	..	4	2	25
	Indian Native (<i>b</i>)..	..	3	..	5	..	71	..	79	4	26	..	2	4	107
	Total ..	4	7	..	5	3	180	7	192	7	33	2	3	16	228
July ..	Regular Army (<i>a</i>)..	1	..	11	89	12	89	3	1	15	90
	Territorial Force	1	19	1	19	1	19
	Indian Native (<i>b</i>)..	..	5	..	2	1	199	1	206	..	11	..	2	1	219
	Total	5	1	2	13	307	14	314	3	12	..	2	17	328
August ..	Regular Army (<i>a</i>)..	..	1	1	..	2	70	3	71	1	1	4	72
	Territorial Force	2	11	..	13	..	1	14
	Indian Native (<i>b</i>)..	..	6	..	5	1	123	1	134	..	23	..	1	1	158
	Total	9	1	5	3	204	4	218	..	24	1	2	5	244
September ..	Regular Army (<i>a</i>)..	1	73	1	73	..	4	1	77
	Territorial Force	1	..	13	..	14	..	1	..	1	..	16
	Indian Native (<i>b</i>)..	..	4	..	1	1	123	1	128	..	15	..	3	1	146
	Total	4	..	2	2	209	2	215	..	20	..	4	2	239
October ..	Regular Army (<i>a</i>)..	18	124	2	30	10	173	30	327	36	248	1	5	67	580
	Territorial Force	7	..	1	5	43	5	51	11	21	1	..	17	72
	Indian Native (<i>b</i>)..	..	14	..	16	..	504	..	534	3	41	..	6	3	581
	Total ..	18	145	2	47	15	720	35	912	50	310	2	11	87	1,233
November ..	Regular Army (<i>a</i>)..	3	7	1	16	10	85	14	108	5	65	19	173
	Territorial Force ..	1	..	1	5	..	40	2	45	1	12	3	57
	Indian Native (<i>b</i>)..	..	173	..	150	..	236	..	559	..	539	..	14	..	1,112
	Total ..	4	180	2	171	10	361	16	712	6	616	..	14	22	1,342

Casualties by Months.
Mesopotamia.

Totals ..	Regular Army (a) ..	571	3,844	213	1,854	235*	4,973*	1,019	10,671	1,562	16,182	333*	2,433*	2,914*	29,286*
	Territorial Force ..	58	559	9	212	19*	1,081*	86	1,852	136	2,315	21*	470*	243*	4,637*
	Indian Native (b) ..	194	5,782	55	1,463	38*	6,461*†	287	13,706	718	30,473	231*	10,006*	1,236*	54,185*
	Total ..	823	10,185	277	3,529	292*	12,515*†	1,392	26,229	2,416	48,970	585*	12,909*	4,393*	88,108*

* Includes the prisoners taken at Kut-el-Amara.

Those sick and wounded exchanged immediately after the surrender of Kut are not included. They numbered:—

	Officers.	Other ranks.
Regular Army	} 25	{ 148
Territorial Force		
Indian Natives (including followers)		
Total	31	1,346

† Includes 131 died as prisoners not classified according to months. (a) Includes British Unit of the Indian Expeditionary Force and Indian Army officers (b) Excludes followers.
(f) See note on page 240.

NOTE.—Casualties occurring after November, 1918, are included in the figures for that month.

TABLE (ix).—APPROXIMATE CASUALTIES BY MONTHS IN THE ITALIAN EXPEDITIONARY FORCE.
(Since June, 1917.)

Month.	Force.	Killed, including died of wounds and died (other causes).		Wounded (<i>f</i>).		Missing and prisoners.		Total.	
		Officers.	Other ranks.	Officers.	Other ranks.	Officers.	Other ranks.	Officers.	Other ranks.
1917.									
December*	Regular Army	10	71	24	242	2	1	36	314
	Territorial Force	3	8	1	9	4	17
	Total	13	79	25	251	2	1	40	331
1918.									
January	Regular Army	6	28	12	179	7	..	25	207
	Territorial Force	1	4	1	7	2	11
	Total	7	32	13	186	7	..	27	218
February	Regular Army	6	32	27	180	5	3	38	215
	Territorial Force	2	4	1	4	3	8
	Total	8	36	28	184	5	3	41	223
March	Regular Army	3	16	12	79	1	2	16	97
	Territorial Force	2	6	3	22	5	28
	Total	5	22	15	101	1	2	21	125
April	Regular Army	4	21	11	113	3	3	18	137
	Territorial Force	1	8	1	54	..	1	2	63
	Total	5	29	12	167	3	4	20	200

Casualties by Months.
Italy.

(1918)	May..	Regular Army ..	4	13	18	83	..	8	22	104
				Territorial Force	6	5	38	..	1	5	45
				Total ..	4	19	23	121	..	9	27	149
	June	Regular Army ..	20	175	58	666	5	63	83	904
				Territorial Force ..	19	164	43	495	8	243	70	902
				Total ..	39	339	101	1,161	13	306	153	1,806
	July..	Regular Army ..	4	34	12	206	..	9	16	249
				Territorial Force ..	1	5	2	37	1	..	4	42
				Total ..	5	39	14	243	1	9	20	291
	August	Regular Army ..	4	73	32	313	1	19	37	405
				Territorial Force ..	3	29	25	238	3	27	31	294
				Total ..	7	102	57	551	4	46	68	699
	September	Regular Army ..	6	28	14	72	..	3	20	103
				Territorial Force ..	1	12	14	125	1	18	16	155
				British West Indies Regiment	1	1
				Total ..	7	41	28	197	1	21	36	259
	October	Regular Army ..	28	300	18	1,158	6	279	52	1,737
				Territorial Force ..	4	26	12	154	1	22	17	202
				Total ..	32	326	30	1,312	7	301	69	1,939
	November	Regular Army ..	2	7	2	..	1	1	5	8
				Territorial Force ..	1	17	3	84	1	8	5	109
				Total ..	3	24	5	84	2	9	10	117
	Totals†	Regular Army ..	97	798	276	3,291	31	391	404	4,480
				Territorial Force ..	38	289	111	1,267	15	320	164	1,876
				British West Indies Regiment	1	1
				Total ..	135	1,088	387	4,558	46	711	568	6,357

* Casualties occurring before 1st December, 1917, were very few and have therefore been included in the figures for that month. (f) See note on page 240.

† Revised figures to 26th January, 1919.

315
Casualties by Months.
Italy.

TABLE (x).—APPROXIMATE CASUALTIES BY MONTHS IN THE RUSSIAN EXPEDITIONARY FORCES.*

(Since June, 1918).

Month.	Force.	Killed.		Died of wounds.		Died of disease, &c.		Total deaths.		Wounded (f).		Missing and prisoners.		Total.	
		Officers.	Other ranks.	Officers.	Other ranks.	Officers.	Other ranks.	Officers.	Other ranks.	Officers.	Other ranks.	Officers.	Other ranks.	Officers.	Other ranks.
1918. June	Regular Army	1	2	1	2	1	2	2
	Territorial Force	1	1	..	4	5
	Total	1	1	2	1	3	1	4	2	7
July	Regular Army	6	..	6	1	3	1	4	2	13
	Territorial Force	2	2	..	13	15
	Total	2	6	..	8	1	16	1	4	2	28
August	Regular Army	2	21	1	3	..	11	3	35	9	80	4	44	16	159
	Territorial Force	1	1	3	1	4	..	2	..	7	1	13
	Canadian	1	1
	New Zealand	1	..	1	..
	Royal Naval Division	5	5
Total	2	22	1	3	1	14	4	39	9	88	5	51	18	178	
September	Regular Army	1	9	..	8	..	33	1	50	3	63	11	88	15	201
	Territorial Force	3	..	2	1	8	1	13	1	49	1	9	3	71
	Australian	1	..	1	1	1	1	2
	Indian Native	1	..	1	1
	Total	1	12	..	10	1	43	2	65	5	113	12	97	19	275

Casualties by Months.
Russia.

October	Regular Army	3	19	..	3	1	50	4	72	3	38	1	50	8	160
	..	Territorial Force	2	..	2	1	22	1	26	..	20	..	18	1	64
	..	New Zealand	1	2	1	2	1	2
	..	Royal Naval Division	2	..	2	..	1	3
	..	Total	3	21	..	5	3	76	6	102	3	59	1	68	10
November	..	Regular Army	15	..	5	1	27	1	47	2	14	..	1	3	62
	..	Territorial Force	1	4	..	3	1	3	2	10	1	21	3	31
	..	Canadian	4	4	4
	..	Royal Naval Division	3	..	3	3
	..	Total	1	23	..	8	2	33	3	64	3	35	..	1	6
Totals	..	Regular Army	7	64	1	19	2	129	10	212	19	218	17	187	46	617
	..	Territorial Force	1	13	..	7	4	36	5	56	2	89	1	34	8	179
	..	Canadian	4	4	..	1	5
	..	Australian	1	..	1	1	1	1	2
	..	New Zealand	1	2	1	2	1	..	2	2
	..	Royal Naval Division	5	..	5	..	6	11
	..	Indian Native	1	..	1	1
..	Total	8	81	1	26	7	174	16	281	22	315	19	221	57	817

* Includes Dunsterforce.

(f) See note on page 240.

NOTE.—Casualties occurring after November, 1918, are included in the figures for that month.

Casualties by Months.
Russia.

TABLE (xi).—APPROXIMATE CASUALTIES BY MONTHS IN THE MINOR THEATRES OF OPERATIONS.

Month.	Force.	Killed.		Died of wounds.		Died of disease, &c.		Total deaths.		Wounded (f).		Missing and prisoners.		Total.	
		Officers.	Other ranks.	Officers.	Other ranks.	Officers.	Other ranks.	Officers.	Other ranks.	Officers.	Other ranks.	Officers.	Other ranks.	Officers.	Other ranks.
ADEN.															
1915.															
July	Regular Army	2	1	1	1	3	2	4	7	2	
	Territorial Force	14	..	14	..	3	..	4	21	
	Indian Native	11	10	..	21	..	57	..	14	92	
	Total	2	12	1	25	3	37	4	60	..	18	7	115
August	Regular Army	1	..	1	..	3	1	4	1
	Territorial Force
	Indian Native	5	..	2	7	..	21	..	3	31	
	Total	5	..	2	1	..	1	7	3	22	..	3	4	32
September	Regular Army	2	2	..
	Territorial Force	1	..	1	..	3	4
	Indian Native	1	1	1	1	1	6	2	7
	Total	1	2	1	2	3	9	4	11
1916.															
January	Regular Army	2	2	2	2
	Territorial Force	1	1
	Indian Native	4	..	2	6	2	40	2	46
	Total	4	..	2	6	4	43	4	49

Casualties by Months.
Minor Theatres of Operations.

December	Regular Army	4	3	4	8
	Territorial Force	2	16	3	25
	Indian Native	6	43	6	54
	Total	12	62	13	82
1917. March	Regular Army	2	3
	Territorial Force
	Indian Native	4	..	1	4	5
	Total	6	..	1	4	8
July	Regular Army	1	2
	Territorial Force
	Indian Native	10	1	14
	Total	11	1	16
August	Regular Army
	Territorial Force
	Indian Native	4	1	6
	Total	4	1	6
September	Regular Army	2
	Territorial Force
	Indian Native	5	..	1	1	13
	Total	5	..	1	1	15
October	Regular Army	1	1	1	1
	Territorial Force	1
	Indian Native	36	..	2	..	42
	Total	1	37	..	2	1	44
November	Regular Army	1	1	..
	Territorial Force
	Indian Native	25	31
	Total	1	25	1	31

(f) See note on page 240.

TABLE (xi).—APPROXIMATE CASUALTIES BY MONTHS IN THE MINOR THEATRES OF OPERATIONS—*continued.*

Month.	Force.	Killed.		Died of wounds.		Died of disease, &c.		Total deaths		Wounded (f).		Missing and prisoners.		Total.	
		Officers.	Other ranks.	Officers.	Other ranks.	Officers.	Other ranks.	Officers.	Other ranks.	Officers.	Other ranks.	Officers.	Other ranks.	Officers.	Other ranks.
1917— <i>contd.</i> December ..	Regular Army	1	..	1	..	1	1	..	1	2
	Territorial Force	2	2	..	3	2	5
	Indian Native	1	6	1	6	1	37	..	8	2	51
	Total	1	8	1	1	9	1	41	1	8	3	58
	Totals ..	Regular Army	2	2	1	1	1	4	4	7	17	11	1	..	22
	Territorial Force	10	1	1	..	16	1	27	2	26	..	4	3	57
	Indian Native	9	47	..	13	..	15	9	75	10	288	..	29	19	392
	Total	11	59	2	15	1	35	14	109	29	325	1	33	44	467
CHINA.															
1914.															
November ..	Regular Army	10	..	3	1	2	1	15	4	37	5	52
	Indian Native	2	2	..	13	15
	Total	12	..	3	1	2	1	17	4	50	5	67
INDIA.															
1915.															
April	Regular Army	3	2	3	2	1	6	4	8
	Indian Native
	Total	3	2	3	2	1	6	4	8
June	Regular Army	1	..	1	2	2	..

Casualties by Months.
Minor Theatres of Operations.

(9843)	September	Regular Army	13	3	13	3	33	3	46		
		Indian Native	11	3	14	3	75	3	89	
		Total	24	3	27	6	108	6	135	
	October	Regular Army	4	..	1	1	4	15	4	15		
		Indian Native	1	44	..	1	2	49	
		Total	4	1	1	4	59	..	1	6	64	
1916.	June	Regular Army	1	1	..	4	2	4		
		Indian Native	
		Total	1	1	..	4	2	4	
	July	Regular Army	1	..	1	2	..	1	3	..		
		Total	
	November	Regular Army	1	1	2	9	2	10		
		Indian Native	2	2	2	
		Total	1	1	2	11	2	12	
Totals		Regular Army	5	16	3	..	3	8	16	12	67	20	83	
		Indian Native	15	1	3	1	18	4	121	..	1	5	140	
		Total	5	31	4	3	9	34	16	188	..	1	25	223	
SOMALILAND.																						
28	1914.	November	Regular Army	1	3	1	3	2	14	3	17	
			Camel Corps	3	3	..	17	20
			Indian Native	1	1
			Native	4	4	..	10	14
			Total	1	10	1	10	2	42	3	52

321
Casualties by Months.
Minor Theatres of Operations.

(f) See note on page 240.

TABLE (xi).—APPROXIMATE CASUALTIES BY MONTHS IN THE MINOR THEATRES OF OPERATIONS—*continued.*

Month.	Force.	Killed.		Died of wounds.		Died of disease, &c.		Total deaths.		Wounded (f).		Missing and prisoners.		Total.	
		Officers.	Other ranks.	Officers.	Other ranks.	Officers.	Other ranks.	Officers.	Other ranks.	Officers.	Other ranks.	Officers.	Other ranks.	Officers.	Other ranks.
1915. March	Regular Army	2	2	..
	Camel Corps	7	7
	Native	2	2	..	3	5
	Total	2	2	2	10	2	12
Totals	Regular Army	1	3	1	3	4	14	5	17
	Camel Corps	3	3	..	24	27
	Indian Native	2	2	..	4	6
	Native	4	4	..	10	14
	Total	1	12	1	12	4	52	5	64

(f) See note on page 240.

Casualties by Months.
Minor Theatres of Operations.

TABLE (xii).—CASUALTIES BY MONTHS IN THE REBELLION IN SOUTH AFRICA AND THE CAMPAIGN IN GERMAN SOUTH-WEST AFRICA. (1914-1915.)

Month.	Killed.		Died of wounds.		Died other causes.		Total deaths.		Wounded (f).		Prisoners and missing.		Total.	
	Officers.	Other ranks.	Officers.	Other ranks.	Officers.	Other ranks.	Officers.	Other ranks.	Officers.	Other ranks.	Officers.	Other ranks.	Officers.	Other ranks.
1914.														
August	2	..	2	2
September	1	16	..	2	..	9	1	27	7	41	19	257	27	325
October	1	2	1	5	..	9	2	16	2	17	2	22	6	55
November	8	53	..	21	2	13	10	87	18	170	8	78	36	335
December	1	20	..	8	1	23	2	51	6	65	6	161	14	277
1915.														
January	3	20	..	4	1	13	4	37	6	42	1	39	11	118
February	2	2	16	2	18	2	11	2	32	6	61
March	2	15	..	4	..	18	2	37	7	46	4	100	13	183
April	5	28	2	5	1	21	8	54	10	81	1	33	19	168
May	5	..	26	..	31	2	11	1	11	3	53
June	5	..	2	..	15	..	22	..	7	..	3	..	32
July	3	..	2	..	9	..	14	2	7	..	2	2	23
Totals ..	21	164	3	58	7	174	31	396	62	498	44	738	137	1,632

(f). See note on page 240.

323
 Casualties by Months.
 South Africa and
 German South-West Africa.

(3343)

232

TABLE (xiii).—APPROXIMATE CASUALTIES IN THE EXPEDITIONARY FORCE, FRANCE (EXCLUDING SICK).

Period of the Somme I Offensive, 1st July to 30th November, 1916.

Force.	Deaths, all causes.								Wounded (<i>f</i>).		Missing and prisoners.		Total	
	Killed.		Deaths from wounds.		Deaths from other causes.		Total deaths.							
	Officers.	Other ranks.	Officers.	Other ranks.	Officers.	Other ranks.	Officers.	Other ranks.	Officers.	Other ranks.	Officers.	Other ranks.	Officers.	Other ranks.
Regular Forces	3,708	49,375	961	16,380	105	1,448	4,774	67,203	9,964	217,187	994*	28,744*	15,732*	313,134*
Territorial Force	800	11,985	205	4,045	29	300	1,034	16,330	2,427	55,630	224*	8,051*	3,685*	80,011*
Canadian Contingent	301	4,841	101	1,769	8	132	410	6,742	934	20,504	82	2,168	1,426	29,414
Australian Contingent	274	5,424	105	2,078	9	291	388	7,793	955	22,993	107	3,703	1,450	34,489
New Zealand Contingent	70	1,779	35	595	..	32	105	2,406	251	7,004	..	190	356	9,600
Newfoundland Contingent	16	133	5	50	..	6	21	189	22	689	2	168	45	1,046
South African Contingent	50	664	17	216	..	25	67	905	109	2,640	14	694	190	4,239
Indian Natives	2	26	1	3	26	12	132	..	4	15	162
Royal Naval Division.. .. .	49	279	49	279	114	1,864	18	736	181	2,879
Total .. .	5,270	74,506	1,430	25,133	151	2,234	6,851	101,873	14,788	328,613	1,441	44,458	23,080	474,974

NOTE.—No statistics are available showing the dates of the casualties for the Overseas Contingents, but the figures given above fall within the period 1st July to 30th November, 1916, so far as can be judged; they must therefore be considered as approximate.

The casualties for the Indian Natives and the Royal Naval Division are those reported daily by General Headquarters.

* Includes, approximately, 370 officers and 5,558 non-commissioned officers and men of the Regular Army and Territorial Force taken prisoners between 1st July and 30th November, 1916.

(*f*) See note on page 240.

TABLE (xiv).—CASUALTIES IN THE EXPEDITIONARY FORCE, FRANCE (EXCLUDING SICK).

(i).—Period of the Arras Offensive, 9th April to 6th June, 1917.

Force.	Killed (including died from wounds and died other causes).		Wounded (<i>f</i>).		Missing (including prisoners).		Total.	
	Officers.	Other ranks.	Officers.	Other ranks.	Officers.	Other ranks.	Officers.	Other ranks.
Regular Forces	1,093	14,814	3,965	71,522	812	19,811	5,870*†	106,147*†
Territorial Force	337	4,336	1,213	21,160	158	5,374	1,708	31,370
Canadian Contingent	199	3,519	662	13,889	51	3,053	912	20,461
Indian Natives	11	3	76	..	2	3	89
Australian Contingent	125	1,890	443	8,891	71	4,231	639	15,012
New Zealand Contingent	6	130	34	670	..	2	40	802
Newfoundland Contingent.. .. .	1	33	9	194	10	320	20	547
South African Contingent.. .. .	8	186	65	1,032	5	211	78	1,429
British West Indies Contingent	6	1	15	1	21
Royal Naval Division	19	319	62	1,409	15	810	96	2,538
Total	1,788	25,744	6,457	118,858	1,122	33,814	9,367	178,416

* Includes Royal Flying Corps:—Killed, officers, 88; other ranks, 18. Wounded, officers, 235; other ranks, 84. Missing, officers, 281; other ranks, 43. Total, officers, 604; other ranks, 145.

† The total casualties of the Regular and Territorial Force non-commissioned officers and men during the first two months of the Somme Offensive were 183,632 Regulars and 38,144 Territorial Force.

(ii).—Period of the Messines Offensive, 7th June to 30th July, 1917.

Regular Forces	581	8,743	2,608	46,228	263	5,551	3,452*	60,522*
Territorial Force	151	2,503	888	17,493	54	1,510	1,093	21,506
Canadian Contingent	28	792	183	4,820	4	215	215	5,827
Indian Natives	30	8	146	..	9	8	185
Australian Contingent	74	1,508	285	7,397	7	611	366	9,516
New Zealand Contingent	19	711	187	4,179	8	481	214	5,371
Newfoundland Contingent	9	..	26	35
South African Contingent	1	3	5	20	1	2	7	25
British West Indies Contingent	16	..	60	..	5	..	81
Royal Naval Division	3	63	19	371	..	3	22	437
Total	857	14,378	4,183	80,740	337	8,387	5,377	103,505

* Including Royal Flying Corps:—Killed, officers, 87; other ranks, 19. Wounded, officers, 161; other ranks, 117. Missing, officers, 145; other ranks, 17. Total, officers, 393; other ranks, 153.

(*f*) See note on page 240.

TABLE (xiv).—CASUALTIES IN THE EXPEDITIONARY FORCE, FRANCE (EXCLUDING SICK)—*continued.*

(iii).—Period of the third Battle of Ypres, 31st July to 19th September, 1917.

Force.	Killed (including died from wounds and died other causes).		Wounded (f).		Missing (including prisoners).		Total.	
	Officers.	Other ranks.	Officers.	Other ranks.	Officers.	Other ranks.	Officers.	Other ranks.
Regular Forces	905	12,401	3,443	62,119	426	10,353	4,774†	84,873†
Territorial Force	213	3,795	981	20,137	73	3,409	1,267	27,341
Canadian Contingent	79	1,655	344	9,258	13	881	436	11,794
Indian Natives	5	..	50	..	4	..	59
Australian Contingent	39	505	124	2,538	1	32	164	3,125
New Zealand Contingent	16	311	58	1,407	1	18	75	1,736
Newfoundland Contingent.. .. .	1	20	..	155	..	3	1	178
South African Contingent.. .. .	1	23	2	92	3	115
British West Indies Contingent	13	..	131	..	1	..	145
Royal Naval Division	2	72	19	266	..	2	21	340
Total	1,256	18,800	4,971	96,203	514	14,703	6,741	129,706
†Royal Flying Corps (included in Total).. .. .	71	27	16	112	202	25	434	164

(iv).—Period of the third Battle of Ypres, 20th September to 31st December, 1917.

Regular Forces	1,508	20,622	5,432	97,306	887	22,536	7,827†	140,464†
Territorial Force	524	7,054	1,848	35,496	243	9,905	2,615	52,455
Canadian Contingent	147	3,011	581	13,100	15	1,555	743	17,666
Indian Natives	5	50	12	296	1	60	18	406
Australian Contingent	322	4,623	943	18,972	54	3,098	1,319	26,693
New Zealand Contingent	78	1,416	255	5,327	11	815	344	7,558
Newfoundland Contingent.. .. .	5	77	14	435	..	160	19	672
South African Contingent.. .. .	22	353	53	1,284	..	84	75	1,721
British West Indies Contingent	44	8	238	..	1	8	283
Royal Naval Division	28	382	80	1,548	2	443	110	2,378
Total	2,639	37,632	9,226	174,002	1,213	38,662	13,078	250,296
†Royal Flying Corps (included in Total)	84	27	173	115	215	27	472	169

Casualties. Periods of Third Battle of Ypres, 31st July to 31st Dec., 1917.

(v.).—Period of the Cambrai Offensive, 20th November to 31st December, 1917.

(Note.—These figures are included in (iv.) above.)

Regular Forces*	533	6,022	1,809	29,064	650	10,961	2,992†	46,047†
Territorial Forces	187	2,279	705	13,093	151	4,820	1,043	20,192
Canadian Contingent	8	144	51	816	1	92	60	1,052
Indian Natives	4	48	12	277	1	60	17	385
Australian Contingent	13	176	51	632	..	35	64	843
New Zealand Contingent	13	417	57	1,317	..	90	70	1,824
Newfoundland Contingent	3	47	9	288	..	112	12	447
South African Contingent	6	67	7	225	..	9	13	301
British West Indies Contingent	1	2	9	2	10
Royal Naval Division	10	64	13	215	..	5	23	284
Total	777	9,265	2,716	45,936	803	16,184	4,296	71,385
†Royal Flying Corps (included in Total)	55	6	79	30	91	18	225	54

* Including British units of the Indian Expeditionary Force and Indian Army officers.

(f) See note on page 240.

TABLE (xv).—APPROXIMATE CASUALTIES IN THE EXPEDITIONARY FORCE, FRANCE (EXCLUDING SICK).
(i.) Battles of Somme II and the Lys.*

Force.	Killed (including died from wounds and died other causes).		Wounded (f).		Missing (including prisoners).		Total.	
	Officers.	Other ranks.	Officers.	Other ranks.	Officers.	Other ranks.	Officers.	Other ranks.
Regular Forces	1,578	18,408	6,588	108,296	2,913	87,477	11,079†	214,151†
Territorial Force	481	6,198	2,098	37,148	1,087	36,659	3,666	80,005
Canadian Contingent	37	819	249	4,712	11	205	297	5,786
Indian Natives	2	..	4	6
Australian Contingent	163	2,333	756	14,433	22	925	941	17,691
New Zealand Contingent	40	757	162	2,852	2	107	204	3,716
Newfoundland Contingent	39	8	171	1	25	9	235
South African Contingent	21	240	66	1,028	67	1,741	154	3,009
West Indies Contingent	6	..	3	9
Royal Naval Division	16	240	79	1,173	37	1,359	132	2,772
Total	2,336	29,042	10,006	169,820	4,140	128,468	16,482	327,330
†Includes Royal Flying Corps to 31st March, 1918 ..	18	12	103	47	126	3	247	62

* The figures as given are those reported by General Headquarters, France, between 21st March and 31st May, 1918.

(ii.) Casualties in the Expeditionary Force, France, from 27th May, 1918, to 7th August, 1918 (excluding sick).

Total	691	9,183	3,113	55,890	904	17,931	4,708	82,959
---------------	-----	-------	-------	--------	-----	--------	-------	--------

(iii.) Casualties in the Expeditionary Force, France, from 8th August, 1918, to 14th November, 1918 (excluding sick).

Regular Forces	1,899	24,642	7,718	143,887	362	21,129	9,979	189,658
Territorial Force	703	9,274	2,582	56,125	175	8,409	3,460	73,808
Canadian Contingent	476	6,165	1,903	34,701	46	4,317	2,425	45,183
Indian Natives	5	..	24	..	2	..	31
Australian Contingent	256	3,059	1,017	17,742	26	1,353	1,299	22,154
New Zealand Contingent	103	1,208	321	6,195	7	719	431	8,122
Newfoundland Contingent	3	32	8	277	..	33	11	342
South African Contingent	8	203	42	1,087	1	46	51	1,336
West Indies Contingent	4	..	12	16
Royal Naval Division	50	530	128	3,271	7	925	185	4,726
Total	3,498	45,122	13,719	263,321	624	36,933	17,841	345,376

TABLE (xvi.) (a).—NUMBERS OF BRITISH, COLONIAL AND NATIVE PRISONERS TAKEN BY THE ENEMY, AND OF PRISONERS INTERNED IN NEUTRAL COUNTRIES.

(According to information received up to 5th April, 1919.)

(9343)

Enemy Country and Expeditionary Force.	Number still prisoners (including those in Switzerland and Holland).		Deaths.		Escaped and recaptured by British.		Exchanged and repatriated.		Released since the Armistice.		Total.	
	Officers.	Other ranks.	Officers.	Other ranks.	Officers.	Other ranks.	Officers.	Other ranks.	Officers.	Other ranks.	Officers.	Other ranks.
I.—GERMANY.												
(a.) <i>France</i> —												
Regular and Territorial Forces	57‡	2,192‡	392	10,856	47	358	602	6,207	5,008	135,568	6,106	155,181
Canadian	5	22	28	275	1	99	79	326	123	2,794	236	3,516
Australian	2	27	16	294	2	41	11	251	117	3,092	148	3,705
New Zealand	2	2	45	1	11	6	396	11	454
Newfoundland	30	..	1	..	18	6	124	6	173
South African	15	..	47	..	7	3	46	60	1,266	63	1,381
Royal Navy	85	412	4	9	2	..	16	42	23	105	130	568
Royal Naval Division	58	4	152	..	13	2	70	58	2,713	64	3,006
Indian Native	1	161	1	270	11	70	1	361	14	862
Total	150	2,889	447	11,978	54	519	725	7,041	5,402	146,419	6,778	168,846
(b.) <i>East Africa</i> —												
Regular Army	3	9	..	3	11	38	3	..	17	50
South African	10	..	1	6	76	6	87
Royal Navy	3	7	24	7	27
Indian Native	2	21	1	7	11	275	14	303
Total	2	21	4	29	7	28	28	389	3	..	44	467
(c.) <i>West Africa</i> —												
Regular Army—Total	4	4	..
II.—TURKEY.												
(a.) <i>Dardanelles</i> —												
Regular and Territorial Forces	17	1	95	5	13	13	160	19	285
Australian	2	..	25	..	1	..	2	6	34	6	64
New Zealand	6	1	..	18	..	25
Royal Navy	15	..	17	1	12	53	12	86
Royal Naval Division	1	1	..	1	..	3
Australian Navy	3	29	3	29
Indian Native	4	4

For footnotes see p. 331.

(f) See note on page 240.

TABLE (xvi.) (a.).—NUMBER OF BRITISH, COLONIAL AND NATIVE PRISONERS TAKEN BY THE ENEMY AND INTERNED IN NEUTRAL COUNTRIES, AND TOTAL SUBSEQUENTLY RELEASED—*continued.*

Enemy Country and Expeditionary Force.	Number still prisoners (including those in Switzerland and Holland).		Deaths.		Escaped and recaptured by British.		Exchanged and repatriated.		Released since the Armistice.		Total.	
	Officers.	Other ranks.	Officers.	Other ranks.	Officers.	Other ranks.	Officers.	Other ranks.	Officers.	Other ranks.	Officers.	Other ranks.
(b.) <i>Mesopotamia</i> —												
Regular and Territorial Forces	2	19	22	138	20	1	24	20	243	186	311	364
Regular and Territorial Forces, Kut		60		1,489		1		209		603		2,362*
Australian		2		5					2		2	9
Royal Navy	2	3		15				3		11	2	32§
Indian Native												
Indian Native, Kut	13	1,940	10	1,698	1	21	6	1,170	199	4,773	229	9,602†
(c.) <i>Egypt</i> —												
Regular and Territorial Forces	1	80	4	266		13	2	26	57	805	54	1,190
Australian	1	4	1	21		11			12	68	14	104
New Zealand				4					1	7	1	11
South African									1		1	
Egyptian									1		1	
Indian Native		25										25
(d.) <i>Aden</i> —												
Territorial Force										1		1
Indian Native		15										15
(e.) <i>Tripoli</i> —												
Royal Navy	2										2	
(f.) <i>Mediterranean</i> —												
Royal Navy	19	1	1	4	2		1			21	23	26
(g.) <i>Roumania</i> —												
Royal Navy		3		2								5
Total	40	2,190	39	3,786	23	48	38	1,446	550	6,772	690	14,242
III.—AUSTRIA.												
(a.) <i>Austria</i> —												
Regular and Territorial Forces									9		9	
Royal Navy	9	5		2						68	9	75
(b.) <i>Italian Front</i> —												
Regular and Territorial Forces		2	1	3					20	245	21	250
Canadian									1		1	
Total	9	7	1	5					30	313	40	325

IV.—BULGARIA.													
(9343)	Regular and Territorial Forces	1	16	1	107	..	22	6	106	31	986	39	1,237
	Canadian	1	..	1	..
	Royal Navy	9	9	..
	Indian Native	1	1
Total	1	17	1	107	9	22	6	106	32	986	49	1,238	
V.—NORTH AFRICA.													
(a.) <i>Senussi</i> —													
Royal Navy	3	1	76	79
Indian Army	1	1	..
Total	3	1	76	1	79
VI.—NORTH RUSSIA.													
Regular and Territorial Forces	4	39	..	2	4	41
Totals.													
Regular and Territorial Forces	65	2,425	424	12,965	67	398	654	6,619	5,384	138,554	6,594	160,961	
Canadian	5	22	28	275	1	99	79	326	125	2,794	238	3,516	
Australian	3	35	17	345	2	53	11	253	140	3,225	173	3,911	
New Zealand	2	2	55	2	..	1	12	7	421	12	490	
Newfoundland	30	..	1	..	18	6	124	6	173	
South African	15	..	57	..	8	9	122	61	1,266	70	1,468	
Royal Navy	117	439	5	55	20	24	17	122	35	258	194	898	
Royal Naval Division	58	4	153	..	13	2	71	58	2,714	64	3,009	
Egyptian	1	..	1	..	
Indian Native	16	2,167	12	1,975	1	21	29	1,515	200	5,134	258	10,812	
Total	206	5,163	492	15,910	93	617	802	9,058	6,017	154,490	7,610	185,238	

* In addition there are 278 other ranks untraced, making a total of 284 officers and 2,665 other ranks originally presumed prisoners.
† In addition there are 1,324 other ranks untraced, making a total of 200 officers and 10,486 other ranks originally presumed prisoners.
‡ Includes 2 officers and 3 other ranks captured in Bulgaria. § In addition there are 13 Naval ratings untraced of the Kut Garrison.
|| These numbers include those still on the residue list.

NOTES.—(i.) For enemy prisoners of war, see Part XXI, p. 630.
(ii.) For figures as to the repatriation of prisoners after the signing of the Armistice, see Table (xvii), p. 333.
(iii.) For final total of numbers of officers and other ranks reported as prisoners of war see p. 237.

TABLE (xvi.) (b).—INTERNEED IN NEUTRAL COUNTRIES OTHER THAN SWITZERLAND (UP TO APRIL, 1919).

Country and Force.	Number still interned.		Deaths.		Escaped.		Repatriated before Armistice.		Released since Armistice.		Total.	
	Officers.	Other ranks.	Officers.	Other ranks.	Officers.	Other ranks.	Officers.	Other ranks.	Officers.	Other ranks.	Officers.	Other ranks.
<i>Spain—</i>												
Regular Force	1	1	..
Royal Naval Division	4	27	2	15	..	1	..	6	32	1,547	38	1,596
<i>Royal Navy—</i>												
Norway	39	2	2	..	2	..	8	10	47	12	98
Holland	4	8	1	8	..	29	44	42	52
Denmark	2	3	1	10	4	12
Total	8	76	5	17	4	3	8	14	72	1,648	97	1,758

TABLE (xvii).—DAILY STATEMENT SHOWING POSITION OF TRANSPORTATION OF REPATRIATED PRISONERS OF WAR, ARRIVED OR *en route* (INCLUDING THOSE FOR WHOM SHIPPING HAS BEEN ALLOCATED), AT 6 P.M., 23RD JANUARY, 1919.

Details.	Hull.			Leith.			Dover.			Total.			Remarks.
	Officers.	Other ranks	Civilians, &c.	Officers.	Other ranks.	Civilians, &c.	Officers.	Other ranks.	Civilians, &c.	Officers.	Other ranks.	Civilians, &c.	
<i>Arrived from 17th November, 1918, to 22nd January, 1919.</i>													
<i>Via Rotterdam</i>	2,011	51,168	262	6	1,030	..	2,017	52,198	262	
<i>Via Copenhagen</i>	282	4,285	1,693	2,728	32,358	2,129	3,010	36,643	3,822	
<i>Via Hamburg</i>	8	1,886	8	1,886	..	
<i>Via France</i>	1,759	47,956	214	1,759	47,956	214	
<i>In Medical Charge</i>	382	12,164	329	
<i>Arrived 23rd January, 1919.</i>													
<i>Via Rotterdam</i>	
<i>Via Copenhagen</i>	
<i>Via France</i>	
Total	2,301	57,339	1,955	2,728	32,358	2,129	1,765	48,986	214	7,176	150,847	4,627	
<i>Expected to arrive 24th January, 1919.</i>													
<i>Via Rotterdam</i>	
<i>Via Copenhagen</i>	
<i>Via France</i>	
<i>Expected to arrive—</i> 25th January, 1919	2*	80	..	* In medical charge.
							<i>Ripon and Scarborough Camps.</i>		<i>Dover and Canterbury Camps.</i>				
Numbers arrived to date							Officers.	Other ranks.	Officers.	Other ranks.			
Numbers left in camp at noon, 23rd January, 1919 ..							4,800	84,300	1,700	48,000			
							2	2	..	1			

1 vessel left Egypt on 18th January, 1919, with 1 officer from Turkey.

NOTE.—Later information not available.

British and Enemy Casualties, etc., 334
 for Battles of Arras, Messines
 and Third Battle of Ypres, 1917.

TABLE (xviii).—TABLE SHOWING COMPARATIVE BRITISH AND ENEMY CASUALTIES ON THE BATTLE FRONTS IN THE BATTLES OF ARRAS, MESSINES AND THE THIRD BATTLE OF YPRES, WITH THE NUMBER OF PRISONERS AND GUNS TAKEN BY THE BRITISH, AND THE EXTENT OF ALLIED TERRITORY RECAPTURED.

Name of battle.	Dates.	Number of days' fighting.	Prisoners taken.	Guns taken.	Area captured.	British casualties.	Estimated enemy casualties.
Battle of Arras ..	9th April—16th May, 1917.	38	20,834	252	61 sq. miles	146,586	132,000
Battle of Messines ..	7th June—13th June, 1917.	7	7,257	67	10 sq. miles	25,997	39,000
Third Battle of Ypres, up to 5th October, 1917.	31st July—5th October, 1917.	67	20,564	55	36 sq. miles	162,769	255,000
Totals	110	48,655	374	107 sq. miles	335,352	426,000

NOTES.

1. The enemy's losses are estimated on the fighting strengths of the troops actually engaged and on the time these troops are known to have been on the front. A calculation on a similar basis was made for the battle of the Somme, and the result arrived at was announced in the French press. The enemy immediately altered his system of publishing casualties and prohibited the export of casualty lists. This is a good indication that the basis of calculation was sound.

2. For the total British captures of prisoners, see Part XXI., p. 630. For Guns captured or lost, see Part VII., Section 4, p. 491.

SECTION 2.

CASUALTIES TO HOSPITAL SHIPS, TRANSPORTS AND STORE SHIPS RESULTING FROM ENEMY ACTION.

(a.) STATEMENT OF CASUALTIES IN HOSPITAL SHIPS.

Ship.	Date.	Locality.	Personnel on board.								Casualties.												Fate of vessel.					
			Patients.			Staff.			Crew.		Patients.				Staff.				Crew.									
			Officers.	Nurses.	Other ranks.	Officers.	Nurses.	Other ranks.	Officers.	Other ranks.	Officers.	Nurses.	Other ranks.	Officers.	Nurses.	Other ranks.	Officers.	Other ranks.	Officers.	Other ranks.								
																					Killed.	Wounded.		Killed.	Wounded.	Killed.	Wounded.	Killed.
"Angha" ..	17. 11. 15	Off Dover ..	14	..	368	3	4	27	*	*	5	125	1	1	..	8	..	*	*	*	*	Sunk by mine.	
"Galeka" ..	28. 10. 16	Off Havre	7	9	45	*	*	1	19	18	*	*	*	*	Damaged by mine, total wreck.	
"Britannic" ..	21. 11. 16	Aegean Sea	25	75	290	*	*	1	1	8	24	25	19	Sunk by torpedo.	
"Braemar Castle"	22. 11. 16	Aegean Sea ..	22	8	336	*	*	*	*	*	*	*	*	*	6	*	*	1	*	*	*	*	*	*	*	*	Mined, result not recorded	
"Glenart Castle"	1. 3. 17	Between Havre and Southampton.	525 (unclassified)			68 (unclassified).			115 (unclassified).		Damaged by mine
"Asturias" ..	21. 3. 17	6 miles south of Start Point	108	7	25	*	*	1	..	1	..	12	..	*	*	*	*	Damaged by torpedo	
"Gloucester Castle"	30. 3. 17	Between Havre and Southampton.	9	..	387	4	7	30	*	*	1	1	Damaged by torpedo	
"Donegal" ..	17. 4. 17	English Channel	639	1	..	4	*	*	29	Sunk by torpedo.	
"Lanfranc" ..	17. 4. 17	Between Havre and Southampton.	24	120	196	4	*	52	*	*	12	..	*	*	*	*	1	*	*	*	*	*	Sunk by torpedo.	
"Dover Castle" ..	25. 5. 17	*	27	..	140	60	*	*	1	Sunk by torpedo.	
"Salta" ..	10. 6. 17	Off Havre	5	12	55	*	*	5	..	9	..	37	..	2	..	11	..	Sunk by mine.	
"Goorkha" ..	17. 10. 17	Off Malta ..	20	17	303	*	*	*	*	*	*	*	*	*	Damaged by mine.	
"Glenart Castle"	26. 2. 18	Off Lundy Island	+22 (unclassified).			7	8	47	7	..	8	..	42	Sunk by torpedo.	
"Llandoverly Castle."	28. 6. 18	Off S.W. Ireland..	7	14	73	6	..	14	..	68	Sunk by torpedo.	

* No record.

(b.) STATEMENT OF CASUALTIES IN TRANSPORTS.

Ship.	Date.	Locality.	Personnel on board.					Casualties.								Fate of vessel.		
			Military.			Crew.		Military.				Crew.						
			Officers.	Nurses.	Other ranks.	Officers.	Other ranks.	Officers.		Nurses.		Other ranks.		Officers.			Other ranks.	
								Killed.	Wounded.	Killed.	Wounded.	Killed.	Wounded.	Killed.	Wounded.		Killed.	Wounded.
"Wayfarer"	11. 4. 15	60 miles north-west of Scilhes.	6	..	189	61		5	2	1	Damaged by torpedo.
"Royal Edward"	13. 8. 15	Aegean Sea, off Rhodes ..	31	..	1,335	*	*	13	852	..	*	*	*	*	Sunk by mine or torpedo
"Ramazan"	19. 9. 15	40 miles south-west of Antecythera.	7	..	382	29		3	1	308	5	1	2	Sunk by shell fire.
"Marquette"	23. 10. 15	Between Alexandria and Salonica.	22	36	588	*	*	2	..	10	..	128	..	*	*	*	*	Sunk by torpedo.
"Mercian"	3. 11. 15	Near Oran	17	..	300	*	*	1	5	37	48	*	*	*	*	Damaged by shell fire
"Moorina"	5. 11. 15	Mediterranean	4	..	62	*	*	2	20	..	2	..	15	..	Sunk.
"Umata"	2. 12. 15	Off Malta	5	86	1	..	2	..	Sunk by torpedo.
"Norseman"	22. 1. 16	*	*	*	*	*	*	*	*	*	*	*	*	*	*	*	*	Damaged by torpedo
"Minnewaska"	30. 11. 16	Suda Bay	118	..	648	*	*	*	*	*	*	Damaged by mine or torpedo.
"Ivernia"	1. 1. 17	Mediterranean	95	..	1,989	214		3	81	..	*	*	*	*	Sunk by submarine
"Huntsend"	3. 1. 17	Off Suda Bay	5	..	39	*	*	*	*	*	*	Damaged by torpedo.
"Georgian"	8. 3. 17	Eastern Mediterranean .	180 officers and other ranks unclassified. (No nurses.)			*	*	2	..	*	*	*	*	Sunk by torpedo.
"Arcadian"	15. 4. 17	Between Salonica and Alexandria.	78	..	960	257		19	215	..	43 (unclassified)				Sunk by torpedo.
"Cameronia"	15. 4. 17	Off Malta	240	..	2,389	25	218	1	4	129	109	13	..	Sunk by torpedo.
"Ballarat"	25. 4. 17	Off Devonport	44	2	1,540	*	*	*	*	*	*	Sunk by torpedo
"Transylvania"	4. 5. 17	Off Savona	169	66	2,969	236		27	363	..	2	..	9	..	Sunk by submarine.
"Cestrian"	24. 6. 17	Between Salonica and Egypt.	39	..	849	*	*	*	*	*	*	Sunk by torpedo.
"Cameronian"	2. 6. 17	Mediterranean; 50 miles from Alexandria.	4	..	80	*		2	50	..	Casualties occurred, but no record of number.				Sunk by torpedo.

Casualties in Transports, as the result of Enemy Action.

(9343)	" Armadale "	.. .	27 6 17	Atlantic; north-west of Ireland.	4	..	190	*	*	6	.	*	*	*	*	Sunk by torpedo.	
	" Aragon "	30. 12. 17	Off Alexandria	133	150	2,167	*	*	10	.	..	493	9	*	*	*	*	Sunk by torpedo.	
	" Osmaniéh "	.. .	31. 12. 17	Off Alexandria	40	37	897	*	*	1	..	8	.	166	..	1	..	8	Sunk by mine.	
	" Anglo-Canadian "	22. 1. 18	Mediterranean; 35° 18' N, 44° E.	7	.	161	*	*	3	..	*	*	*	Sunk by torpedo.	
	" Kingstonian "	11. 4. 18	Mediterranean .. .	34	..	1,271	6	Sunk by torpedo.	
	" Pancras "	4. 5. 18	Mediterranean																
	" Omrah "	† 12. 5. 18	Mediterranean																
	" Leasowe Castle "	27. 5. 18	Mediterranean . . .	202	..	2,706	18	182	14	77	9	..	Sunk by torpedo.
	" Missir "	30. 5. 18	Off Egypt.. .. .	9	..	14	..	38	9	6	..	Sunk by torpedo.
	" Kenilworth Castle "	4. 6. 18	English Channel	2	Collision.
	" Kandy "	19. 6. 18	(French troops) ..																
	" Tortugerro "	26. 6. 18	Off North Ireland ..	1	..	17	6	Sunk by torpedo.
	" Barunga "	16. 6. 18	Off Plymouth .. .																Sunk by torpedo.
	" Kossir "	21. 7. 18	Off Egypt			17	15	
	" Hyperia "	28. 7. 18	(French troops) ..																
	" Southland "	2. 9. 15	Off Lemnos .. .	61	..	1,373	24	military casualties.†		Sunk by torpedo

* No record.

† No details.

Casualties in Transports as the result of Enemy Action.

(c.) STATEMENT OF CASUALTIES IN STORE SHIPS.

Ship.	Date.	Locality.	Personnel.				Casualties.				Fate of vessel.	Remarks.
			Military.		Crew.		Military.		Crew.			
			Officers.	Other ranks.	Officers.	Other ranks.	Officers.	Other ranks.	Officers.	Other ranks.		
" Woodfield " ..	3.11.15	Near Gibraltar .	1	30	8	25	..	7 killed.	2	4 (1 killed.)	Sunk by submarine	
" Wartenfels " ..	5.2.17	*	*	*	*	*	Sunk	Sailed from Barry at 7 p.m. on 3.2.17.
" Camerata " ..	2.5.17	Off north coast of Africa.	*	*	1	..	Damaged by torpedo.	Sailed on 17.4.17. Lightened of some cargo at Djidgelli and dry-docked at Algiers.
" Harmattan " ..	5.5.17	Mediterranean ..	1	30	*	*	1	16	*	*	Sunk by submarine	Sailed on 20.4.17. Sank in 5 minutes.
" Pagenturn " ..	16.5.17	English Channel	*	*	*	*	..	Sailed from Chatham on 13.5.17 for Barry.
" Don Diego " ..	21.5.17	Off Malta	*	*	*	*	Sunk by submarine	Sailed on 28.4.17.
" Huntstrick " ..	8.6.17	*	2	29	*	*	*	2	*	*	Sunk by submarine	Sailed on 22.5.17
" Moughton " ..	3.7.17	Off north coast of Africa.	1	20	*	*	*	*	Damaged	Sailed on 21.3.17. Sank in harbour at Bizerta, North Africa.
" Titian " ..	26.8.17	Mid-ocean north-east of Tripoli.	1	17	*	*	*	*	Torpedoed by submarine and left sinking.	Sailed at 1 p.m. on 5.8.17.
" Samantha " ..	14.10.17	Mediterranean	*	*	*	*	Blown up by internal explosion.	Sailed on 14.9.17, and blown up on 14.10.17 at 2.35 a.m.
" Farn " ..	19.11.17	4 miles off Dartmouth.	*	*	*	*	Sunk by submarine	Sailed on 15.11.17. Torpedoed at 2.50 p.m. on 19.11.17, and sank in 24 minutes.

* No record.

† No survivors.

Casualties in Store Ships as the result of Enemy Action.

SECTION 3.

CASUALTIES IN THE ROYAL NAVY.

TABLE (i).—STATEMENT SHOWING YEARLY THE APPROXIMATE NUMBER OF CASUALTIES, AND THEIR PERCENTAGE OF THE AVERAGE NUMBERS BORNE, AMONGST RANKS AND RATINGS, IN THE ROYAL NAVY, FROM THE OUTBREAK OF WAR UNTIL 31ST OCTOBER, 1918.

Period.	Officers.												Men.													
	Average number borne.	Dead. (b)		Wounded.		Missing.		Interned.		Prisoners of war.		Total.	Average number borne.	Dead.		Wounded.		Missing.		Interned.		Prisoners of war.		Total.		
		No.	Per cent.	No.	Per cent.	No.	Per cent.	No.	Per cent.	No.	Per cent.			No.	Per cent.	No.	Per cent.	No.	Per cent.	No.	Per cent.	No.	Per cent.		No.	Per cent.
August, 1914, to December, 1914	14,500	385	2.65	65	.45	450	3.10	191,000	5,322	2.79	335	.17	1	..	1	..	5,659	2.96
1915	20,200	329	1.63	209	1.08	1	..	20	.10	40	.20	599	2.96	234,000	3,915	1.67	850	.36	2	..	70	.03	154	.07	4,991	2.13
1916	26,100	775	2.97	143	.55	10	.04	10	.04	81	.31	1,019	3.91	290,000	9,863	3.40	786	.27	14	..	49	.02	319	.11	11,031	3.80
1917	30,100	376	1.25	222	.74	36	.12	41	.13	675	2.24	340,000	5,740	1.69	1,097	.32	231	.07	2	..	154	.05	7,224	2.13
January, 1918, to October, 1918..	31,700	477	1.50	210	.63	-28	-.09	41	.13	-22	-.07	668	2.10	360,000	5,026	1.39	1,228	.34	-187	-.05	118	.03	14	.04	6,199	1.72
Total ..		2,342		839		19		71		140		3,411			29,866		4,296		60		240		642		35,104	
Yearly average ..	24,500	468	1.91	168	.69	4	..	14	.06	28	.12	682	2.78	283,000	5,973	2.11	859	.30	12	..	48	.02	129	.05	7,021	2.48

339

Year.	Grand Total. (a)		
	Average number borne.	Number of casualties.	Per cent.
August, 1914, to December, 1914 ..	205,500	6,109	2.97
1915	254,200	5,590	2.20
1916	316,100	12,050	3.81
1917	370,100	7,899	2.13
January, 1918 to October, 1918 ..	391,700	6,867	1.75
Total	38,515	..
Yearly average.. ..	307,500	7,703	2.51

(a) The figures include Royal Naval Air Service up to 31st March, 1918. (b) "Dead" includes killed in action, died of wounds, accidentally killed, died of disease and drowned. (c) The minus figures are due to transfers to other heads.

NOTE.—The above figures do not include British Mercantile Marine—Dead, 14,661.

SECTION 4.

HOSPITAL REPORTS.

France.

(a.) In France the accommodation in hospitals on 25th November, 1916, was 42,894 beds, of which 10,604 were vacant, and in convalescent depôt 20,851 beds, of which 9,905 were vacant. On 27th November, 1916, there were in hospitals and on ambulance trains 54,550 patients, and in transit 614 patients.

(b.) In France the number in medical charge on 24th November, 1917, was 107,275, including 2,490 Germans. The accommodation in hospitals was 68,913 beds, of which 18,073 were vacant, and in convalescent depôts 44,625 beds, of which 13,614 were vacant. On 22nd November, 1917, there were in hospitals and on ambulance trains 100,322 patients, and in transit 1,905 patients.

(c.) In France the number in medical charge on 21st November, 1918, was 121,604 including 6,378 prisoners of war. The accommodation in hospitals was 82,879 beds, of which 18,998 were vacant, and in convalescent depôts 53,125 beds, of which 20,381 were vacant. On 22nd November, 1918, there were in hospitals and on ambulance trains 107,472 patients, and in transit 1,295 patients.

(d.) RETURN for week ended 30th April, 1920.

	Number in medical charge.		Number awaiting evacuation to United Kingdom.				Number of beds.	
	Officers.	Other ranks.	Cot cases.		Others.		Equipped.	Vacant.
			Officers.	Other ranks.	Officers.	Other ranks.		
United Kingdom	1,037	15,984	27,220	10,212
France and Flanders—								
British troops	9	284	1	20	650*	451
Indian troops
All others	19
Army of the Rhine—								
British troops	24	929	..	1	1,750*	797
All others	1
Army of the Black Sea—								
British troops	46	758	1	..	5	161	2,847*	1,268
Indian troops	2	622
Russian troops	901	1,000	99
All others	281
Egypt—								
British troops	147	1,609	..	8	14	52	6,688*	2,502
Indian troops	9	2,487
All others	305
Plebiscite Area (Flensburg)—								
British troops	2	50	110	33
All others	25
Plebiscite Area (Danzig)—								
British troops	2	145	..	1	..	4	220	..
All others	11

* The accommodation in casualty clearing stations and field ambulances not included

Invalids arrived during the week—

	Officers.	Other ranks
From France	11	219
" Rhine
" Italy
" Mediterranean
" India, &c.

France and Flanders.

(e.) The number of admissions from all causes during the week ending 24th April, 1920, was 7 officers, 211 other ranks ; deaths all ranks, 1.

British Army of the Rhine.

(f.) The number of admissions from all causes during the week ending 26th May, 1919, was—all ranks, 1,794 ; deaths, 5.

(g.) The number of admissions from all causes during the week ending 8th May, 1920, was—officers, 3 ; other ranks, 256 ; deaths other ranks, 1.

Egypt.

(h.) The number of admissions for all causes during the week ending 10th April, 1920, was—officers, 25 ; other ranks, 224 ; deaths all ranks, 1.

Army of the Black Sea.

(j.) The number of admissions for all causes during the week ending 24th April, 1920, was—officers, 10 ; other ranks, 155 ; deaths all ranks, nil.

Mesopotamia.

(k.) The number of admissions for all causes during the week ending 24th April, 1920, was—all ranks, 243 ; deaths all ranks, 1.

Hospital Reports.

342

From the Armistice to 1st May, 1920, the following reduction in hospital beds has taken place :—

United Kingdom	336,913
France	155,097
Egypt	40,831
Salonica (Army of Black Sea)	38,700
Mesopotamia	8,140
Italy	9,045
Malta	7,283
Total	596,009

At Home.

4. The following figures relate to the numbers of sick and wounded admitted from the Expeditionary Forces into hospitals in the United Kingdom :—

—	Remaining in hospitals on 30th April, 1920.				Total number transferred to England from the Expeditionary Forces since 23rd August, 1914.	
	Officers.		Other ranks.		Officers.	Other ranks.
	Sick.	Wounded.	Sick.	Wounded.		
British Forces in France	244	326	2,601	2,854	114,262	2,246,851
British Forces in Italy	10	3	41	8	627	9,558
British Forces in the Mediterranean	47	11	485	42	10,436	195,945
Other British Forces, <i>e.g.</i> , Persian Gulf, East Africa, West Africa.	24	5	154	15	1,964	26,693
Native Indian troops	368	14,182
Prisoners of war..	1,514	44,654

5. The admissions for venereal diseases in the United Kingdom during January, 1920, were 1,220, February 1,127, and March 990, compared with 806 in December, 1919.

6. The number of combatant prisoners of war in hospitals in the United Kingdom was 39, and in France nil, on 9th January, 1920.

7. The number of beds equipped in the United Kingdom was 37,093 on 12th March, 1920.

8. The following table shows the comparative strengths of Regular and Territorial Forces in France in December, 1916, and the respective numbers sent home sick :—

Arm.	Percentage of total strength.	Number of sick sent home in December.	Percentage of total sick sent home.	Percentage of strength of arm.
Cavalry	2.5	268	1.1	1.0
Royal Artillery	18.7	3,121	12.4	1.4
Royal Engineers	9.4	1,175	4.7	1.1
Royal Flying Corps	1.0	118	.5	1.0
Infantry	44.7	17,899	71.2	3.4
Royal Army Service Corps	10.2	1,248	5.0	1.0
Royal Army Medical Corps	3.8	493	2.0	1.1
Others	9.7	804	3.1	.7
	100.0	25,126	100.0	

9. The number of totally blind who have passed through St. Dunstan's Hospital is approximately 2,000; and the number of all ranks who have lost one eye is 30,000, but this figure must be taken with reserve.

10. Figures from June, 1915, to 29th February, 1920, supplied by the Registrar of the Central Registry for limbless sailors and soldiers:—

<i>Officers.</i>			
Admitted to Dover House from 1915 to 30th April, 1920	...	1,300	
Waiting List...	...	57	
Officers transferred from Roehampton House Register to Dover House Register	...	13	
Officers admitted to the Prince of Wales Hospital, Cardiff	...	80	
Officers admitted to St. Thomas's Hospital, Lambeth, S.E. 1	...	249	
Officers admitted to Ulster Volunteer Force Hospital, Belfast	...	16	
Officers admitted to the Princess Louise Scottish Hospital, Glasgow	...	1	
Officers admitted to Edenhall Hostel, Musselburgh	...	3	
Officers admitted to Blackrock Special Fitting Hospital, Dublin...	...	2	
Officers fitted privately, including men of the Overseas Dominions fitted through their respective Headquarters, officers who have refused a limb, also notifications of deaths	...	266	
			617
			<hr/>
Total	...		1,987
			<hr/>
<i>Other ranks.</i>			
Admitted to Roehampton House from June, 1915, to 30th April, 1920	...	21,931	
Admitted to Special Fitting Hospitals other than Roehampton—			
Charterhouse Military Hospital, E.C. 1	...	2,078	
Paddington Military Hospital	...	294	
Prince of Wales Hospital, Cardiff	...	1,326	
Princess Louise Scottish Hospital, Glasgow...	...	4,343	
Edenhall Hostel, Musselburgh	...	1,797	
Special Military Surgical Hospital, Newcastle	...	191	
Special Military Surgical Hospital, Blackrock	...	716	
Ulster Volunteer Force Hospital, Belfast	...	569	
Blackmoor, Hospital, Liverpool	...	1,254	
Pilkington Special Hospital, St. Helens, Lancashire	...	187	
2nd Northern General Hospital, Leeds	...	2,009	
Lancaster House, Manchester	...	1,983	
Uffculme Hospital, Birmingham	...	1,708	
War Hospitals, Exeter	...	624	
Royal Victoria Hospital, Netley	...	133	
Patients dealt with at St. Dunstan's	...	27	
Patients fitted at Lady Arthur Grosvenor's Hospital	...	37	
			41,207
Deduct from this total number of patients included in the Roehampton total, 21,829, who have since been admitted to other Special Fitting Hospitals—			
To 1st March	...	3,511	
To 1st May	...	720	
			4,231
Patients not requiring a limb and others fitted privately without admission to Special Fitting Hospitals	...		533
Total notifications on Registration Forms of men to be dealt with through the Central Registry	...		937
Notifications without Forms	...		186
Notifications of deaths	...		462
			<hr/>
Grand total	...		39,094
			<hr/>

SECTION 5.

REGISTRATION OF GRAVES.

(20th May, 1920.)*

The Directorate of Graves Registration and Enquiries was established on 21st August, 1916, for the purpose of locating, verifying and registering the graves of soldiers in the various theatres of war.

On 1st May, 1920, the establishment abroad was constituted as follows :—

	Officers.	Other ranks.
France and Belgium... ..	198	3,683
Salonica, Ægean Isles and Constantinople	14	591
Egypt	18	109
Mesopotamia...	27	1,383
East Africa ...	6	130
Berlin	7	37
Army of Rhine	1	20
United Kingdom	59	50
Total	330	6,003

TABLES SHOWING NUMBER OF DECEASED BRITISH AND DOMINION OFFICERS, NON-COMMISSIONED OFFICERS AND MEN, AND THE NUMBER OF THOSE WHOSE GRAVES HAVE BEEN REGISTERED OR BURIALS REPORTED.

TOTALS OF ALL ARMIES AND CONTINGENTS.

Deaths of all ranks resulting from the war to 31st August, 1919.	Graves fully registered and accepted as authentic. (Figures to 30th April, 1920.)	Burials reported, but graves not yet identified.
British Expeditionary Force and Italian Expeditionary Force.	France, Belgium and Italy .. 441,158	148,750
Egyptian Expeditionary Force and Mediterranean Expeditionary Force.	Gallipoli 7,258	1,523
British Salonika Force	Mudros, &c. 2,557	..
Mesopotamian Expeditionary Force.	Macedonia 10,959	516
East African Expeditionary Force	Malta 1,499	72
Other Expeditionary Forces ..	Mesopotamia 7,000	8,738
*German S.W. Africa	Turkey 720	2,638
*Rebellion S. Africa	Egypt and Palestine 35,381	3,018
	West Africa 54	46
	East Africa 3,253	1,061
	China 10	..
	At sea	5,531
	United Kingdom 27,710	17,957
	Gibraltar 154	14
	Cyprus 47	1
	Bulgaria 215	20
	South Africa 1,598	213
	India	47
	Roumania 2	56
	Holland 62	..
	Russia 139	953
	Other countries 133	42
738,690	539,909	191,196
	191,196	
	731,105	

Notes.

1. These figures are compiled from information supplied by the War Office and the Dominion Record Offices.

2. Comparisons between the figures of dead for Expeditionary Forces and the Burial figures for theatres of war must necessarily be only approximate. Burials at Marseilles are reckoned in France, but relate mostly to other Expeditionary Forces.

* For a return of Graves and Burials registered up to 20th May, 1920, see p. 351.

Burials in the United Kingdom and at Sea relate to all Expeditionary Forces. The affiliations of Gallipoli and Mudros, Macedonia and Malta, and Mesopotamia and Turkey in the tables necessarily ignore the fact that Mudros, Malta and the Prisoner of War Camps in Turkey draw their casualties from several theatres of war. It seems impossible without very great labour in other departments of the War Office to split up these figures.

3. "Burials" referred to in the third column do not in every case refer to a grave. If it is established that a man was blown to pieces and no burial was possible, or that he disappeared and no one in the battalion knows where he is buried, or if all that can be ascertained is that he was killed at a particular spot, an entry is made under "Burials." This means in ordinary cases burial information which will probably merge into a Grave Report, but in some cases it means detailed information of death, or disappearance which may have in the end to be accepted as a substitute for burial information.

REGULAR ARMY AND TERRITORIAL FORCE.

	Deaths.		Graves.	Burials.	Remarks.
British Expeditionary Force	481,394	France, Belgium and Italy.	331,914	109,899	
Italian Expeditionary Force..	1,639				
Mediterranean Expeditionary Force (Gallipoli).	18,776	Gallipoli	4,177	1,306	
British Salonica Force	9,678	Mudros, &c.	1,513	..	
Mesopotamian Expeditionary Force.	14,785	Macedonia	9,777	464	
Egyptian Expeditionary Force	14,755	Malta..	1,117	69	
East African Expeditionary Force.	1,298	Mesopotamia	6,195	7,901	
Other Expeditionary Forces..	555	Turkey	485	1,865	
		Egypt and Palestine..	15,619	2,125	
		West Africa	33	10	
		East Africa	984	400	
		China..	10	..	
		At sea	3,639	
		United Kingdom ..	21,967	16,067	
		Gibraltar	129	14	
		Cyprus	30	1	
		Bulgaria	206	18	
		South Africa ..	75	110	
		India	45	
		Other Countries ..	95	40	
		Holland	43	..	
		N. Russia	687	
		S. Russia	118	7	
		Roumania	2	..	
	542,870		394,489	144,667	
			144,667		
			539,156		

ROYAL NAVAL DIVISION.

British Expeditionary Force..	5,905	France, Belgium and Italy.	4,614	1,418	Sailors and merchant seamen are not included in the figures of deaths, though they are included in the figures of graves, but the difference is negligible.
Mediterranean Expeditionary Force (Gallipoli).	2,489	Gallipoli	365	79	
		Mudros, &c.	556	..	
		Macedonia	131	8	
		Malta	40	..	
		Mesopotamia	112	44	
		Turkey (prisoners of war).	52	25	
		Egypt and Palestine	380	2	
		West Africa	4	13	
		East Africa	133	18	
		At sea	199	
		United Kingdom ..	2	14	
		South Africa.. ..	6	..	
		Bulgaria	1	..	
		Holland	8	..	
		Russia	6	14	
		Other countries ..	35	2	
	3,394		6,445	1,836	
			1,836		
			8,281		

The figures of deaths are up to 31st August, 1919.

CANADIAN EXPEDITIONARY FORCE.

	Deaths.		Graves.	Burials.	Remarks.
British Expeditionary Force..	56,171	France and Belgium	34,905	18,607	
Other Expeditionary Forces..	7	Gallipoli	11	..	
		Mudros, &c.	4	..	
		Macedonia	3	..	
		Malta	1	..	
		Mesopotamia	1	2	
		Egypt and Palestine	18	3	
		United Kingdom ..	2,954	904	
		At sea	24	
		Turkey	1	
		Holland	3	..	
		Russia	
		South Africa	1	12	
	56,178		37,901	19,553	
			19,553		
			57,454		

The figures of deaths are up to 30th June, 1919.

AUSTRALIAN IMPERIAL FORCE.

British Expeditionary Force..	46,531	France and Belgium	27,425	7,151	
Mediterranean Expeditionary Force (Gallipoli) and Egyptian Expeditionary Force.	9,957	Gallipoli	2,336	9	
		Mudros, &c.	244	..	
		Malta	205	..	
Mesopotamian Expeditionary Force.	14	Mesopotamia	22	11	
Other Expeditionary Forces..	2,394	Turkey (prisoners of war).	15	28	
		Macedonia	2	
		West Africa	12	..	
		East Africa	1	..	
		Egypt and Palestine	2,205	212	
		At sea	1,079	
		United Kingdom ..	1,595	11	
		Gibraltar	16	..	
		South Africa	48	..	
		North Russia	11	
	58,896		34,124	8,514	
			8,514		
			42,638		

The figures of deaths are up to 15th August, 1919.

NEW ZEALAND EXPEDITIONARY FORCE.

British Expeditionary Force..	12,864	France and Belgium	7,934	2,915	
Mediterranean Expeditionary Force (Gallipoli).	2,695	Gallipoli	345	..	
British Salonica Force ..	33	Mudros, &c.	118	..	
Egyptian Expeditionary Force	539	Macedonia	1	..	
		Malta	73	..	
		Mesopotamia	4	7	
		Turkey (prisoners of war).	..	7	
		Egypt and Palestine	755	58	
		West Africa	1	..	
		East Africa	3	3	
		At sea	243	
		United Kingdom ..	447	74	
		Gibraltar	9	..	
		South Africa	4	..	
		Holland	2	..	
	16,131		9,696	3,307	
			3,307		
			13,003		

The figures of deaths are up to 31st July, 1919.

SOUTH AFRICAN CONTINGENTS.

—	Deaths.	—	Graves.	Burials.	Remarks
British Expeditionary Force	4,648	France and Belgium	2,369*	945	* Includes 412 names represented by Memorial Crosses erected in Delville Wood.
		Gallipoli	1	
		Mesopotamia	4	..	
		Macedonia	1	..	
Egyptian Expeditionary Force	261	Egypt and Palestine	130	1	
East African Expeditionary Force.	2,141	West Africa	2	1	
		East Africa	1,769	443	
German South-West Africa ..	254	At sea	54	
Rebellion, South Africa ..	409	United Kingdom ..	208	113	
		South Africa	1,455	101	
		North Russia	2	
	7,713		5,938	1,664	
			1,664		
			7,602		

The figures of deaths are up to the 31st July, 1919.

SOUTH AFRICAN NATIVE LABOUR CORPS.

France and Belgium	379	171
					171	
					550	

WEST AFRICAN TROOPS.

Mesopotamia	26	1
West Africa	2	..
East Africa	1	..
					29	1
					1	
					30	

BERMUDA VOLUNTEER RIFLE CORPS (attached 1st Bn. Lincolnshire Regiment).

British Expeditionary Force..	34	14	12
					12	
	34				26	

NEWFOUNDLAND CONTINGENT.

British Expeditionary Force..	1,159	France and Belgium..	408	416
Mediterranean Expeditionary Force (Gallipoli).	41	Gallipoli	8	5
Egyptian Expeditionary Force	7	Mudros	12	..
		Malta.. ..	3	..
		Egypt	6	..
		At sea	12
		United Kingdom ..	54	21
	1,207		491	454
			454	
			945	

Figures of deaths are up to 31st July, 1919.

OTHER COLONIALS.

East Africa	119	99
					99	
					218	

Registration of Graves.

348

BRITISH WEST INDIES REGIMENT.

—	Deaths.	—	Graves.	Burials.	Remarks.
British Expeditionary Force .	664	France, Belgium and Italy.	918	196	
Egyptian Expeditionary Force	205	Macedonia	4	1	
		Malta	4	1	
		Mesopotamia	49	5	
		Egypt	233	7	
East Africa	44	East Africa	30	..	
Other Expeditionary Forces..	174	At sea	20	
		United Kingdom ..	29	25	
		South Africa	1	..	
	1,087		1,268	255	
			255		
			1,523		

Figures of death up to 18th November, 1918.

WEST INDIA REGIMENT.

All theatres	73	France	1	..	22
		East Africa	39	..	1
		West Africa
	73		40	..	23
			23
			63

FIJIAN CONTINGENT (affiliated to K.R.R. Corps).

British Expeditionary Force..	27	12	4	
			
	27		12	4	
			4	..	
			16	..	

INDIAN ARMY AND NATIVE TROOPS.

—	Deaths.	—	Indian Army.		Other Native troops.	
			Graves.	Burials.	Graves.	Burials.
British Expeditionary Force..	6,671	France, Belgium and Italy.	2,378	881	1,957	321
Mediterranean Expeditionary Force (Gallipoli).	1,358	Gallipoli	9	14	4	15
British Salonica Force . . .	73	Mudros, &c.	1	..	13	..
		Macedonia	322	5	235	25
		Malta	17	..	35	2
Mesopotamian Expeditionary Force.	23,473*	Mesopotamia	332	428	116	23
		Turkey (prisoners of war).	92	673	71	11
Egyptian Expeditionary Force	3,415	Egypt and Palestine ..	2,988	539	129	29
East African Expeditionary Force.	7,349	West Africa	1	..	20
		East Africa	94	33	25	20
Other Expeditionary Forces..	109	At sea	221	..	20
		United Kingdom ..	17	5	9	..
		South Africa	1
		Bulgaria	1	4	1
		India	1
		Roumania	56
		Russia	3	25	2	..
	42,448		6,614	2,883	2,600	487
			2,833	..	487	..
			9,497	..	3,087	..

* Excludes Indian followers.

Note.—It has been possible to divide graves and burials, but not deaths, between (a) Indian Army and (b) other Native troops. British officers of the Indian Army are included.

The figures of graves and burials in Mesopotamia in this and other tables are very low. This fact is due partly to the very great difficulties which the country offers and probably also to wholesale loss of records after the capture of Kut by the Turks.

ROYAL AIR FORCE.

	Deaths.*		Graves.	Burials
British Expeditionary Force	1,469	All theatres ..	2,526	686
United Kingdom	2,265	United Kingdom ..	408	486
Italy	58			
Egyptian Expeditionary Force, British Salonica Force and Mesopotamia.	186			
Canada	29			
Other Expeditionary Forces	35			
	4,042		2,934	1,172
			1,172	
			4,106	

* Figures from 1st April, 1918, to 11th January, 1919.

QUEEN MARY'S ARMY AUXILIARY CORPS.

	Deaths.	Graves.	Burials.
British Expeditionary Force	51	34	20
	51	34	
		20	
		54	

		Graves.	Burials.
French Army	France and Belgium	4,208	467
	Egypt	24	..
	Gallipoli	93
	Macedonia	13	2
	At sea	4
	Turkey	1
			4,245
		567	
		4,812	
Portuguese Army	France and Belgium	1,305	29
		29	
		1,334	
German Army	France, Belgium and Italy	14,407	4,082
	Macedonia	9	2
	Egypt	254	..
	Mesopotamia	1	13
	United Kingdom	15	122
	East Africa	20	1
	South Africa	2	2
	Mudros	3	..
			14,711
		4,222	
		18,933	

		Graves.	Burials.
Other Armies	France, Belgium and Italy	3,244	534
	Macedonia	418	4
	Egypt	12,511	34
	Mesopotamia	34	289
	East Africa	18	19
	Malta	4	..
	United Kingdom	3	76
	Gallipoli	3	1
	At sea	12
	Cyprus	17	..
	South Africa	2	..
	Turkey	17
	India	1
	Mudros	59	..
	Bulgaria	2	..
	Russia	10	..
	Other countries	3	188
		16,328	1,175
		1,175	
		17,503	
Civilians (includes Y.M.C.A. Workers, Church Army, &c.).	France and Belgium	53	33
	Egypt	24	..
	United Kingdom	2	39
	Macedonia	7	1
	Mesopotamia	92	4
	Turkey	3
	East Africa	10	..
	South Africa	1	..
	Mudros	4	..
	North Russia	1
		193	81
		81	
		274	

RECAPITULATION IN ALL THEATRES BY DOMINIONS, &c.

	Deaths.	Graves.	Burials.
United Kingdom	542,870	394,489	144,667
Royal Naval Division	8,394	6,445	1,836
Canada	56,178	37,901	19,553
Australia	59,341	34,124	8,514
New Zealand	16,131	9,696	3,307
South Africa	7,713	5,938	1,664
Newfoundland	1,207	491	454
British West Indies Regiment	1,087	1,268	255
Fijian Contingents	27	12	4
Royal Air Force	4,042	2,934	1,172
Q.M.A.A.C.	51	34	20
Indian Army	42,448	6,614	2,883
Native Troops		2,600	487
Bermuda Volunteer Rifle Corps	34	14	12
West India Regiment	73	40	23
Other Colonials	148	100
South African Native Labour Corps	379	171
Other armies	36,589	5,993
Civilians, Y.M.C.A., Workers, &c.	193	81
Totals	739,596	539,909	191,196
		191,196	
		731,105	

RETURN OF GRAVES AND BURIALS REGISTERED UP TO 20TH MAY, 1920.

	Graves.	Burials.
France and Belgium	441,274	142,684
Germany (including Alsace and Lorraine) ..	2,517	..
Italy (Austria included)	4,098	59
Macedonia	11,283	522
Malta	1,502	72
Egypt and Palestiue	35,582	3,012
Gallipoli	7,297	1,548
Mudros, &c.	2,557	..
Mesopotamia	7,125	8,764
Turkey	790	2,686
East Africa	3,286	1,062
West Africa	54	44
China	10	..
At Sea	5,531
United Kingdom	28,912	19,031
Cyprus	47	1
Gibraltar	154	14
Bulgaria	216	21
South Africa	1,598	213
India	47
Roumania	2	56
Holland	63	..
Switzerland	65	..
Sweden	5	..
Denmark	20	3
		(sailors).
Spain	43	2
	(38 sailors).	(sailors).
Norway	37
		(sailors).
North Russia	904
South Russia	152	52
Total	548,652	186,365

SECTION 6.

ALLIED AND ENEMY CASUALTIES.

It is only possible in some cases to indicate by approximate estimates the casualties sustained by other belligerents.

France.

Pertes définitives au 1er Novembre, 1918.

	Pertes imputables aux opérations.	Pertes indépendantes des opérations.	Pertes totales.
Tués, morts, disparus	1,345,300	40,000	1,385,300 (a)
Prisonniers (vivants en pays ennemis ou internés en Suisse) .. .	446,300	..	446,300 (b)
Pensionnés et réformés	447,000	..	690,000 (c)
Total	2,238,600	40,000	2,521,600

(a) dont environ 58,000 indigènes (de l'Afrique du Nord et Coloniaux).

(b) .. 3,500

(c) .. 39,000

An official report, 1st August, 1919, gives the number of killed and died other causes as 1,357,000. There is no record obtainable of the number of wounded.

Belgium.

The casualties to 11th November, 1918, are reported to be—

Killed and died	13,716
Wounded	44,686
Missing	24,456
Prisoners	10,203
Total	93,061

These figures are approximate only, the records being incomplete. They are exclusive of 33,000 interned in Holland.

Italy.

Strength of the Italian Army, summer, 1914 :—Officers, 19,000 and 350,000 other ranks (including Libya). Called to the colours from 1st August, 1914, to 1st July, 1918, nearly 5 millions.

Casualties (to 11th November, 1918)—

Dead	460,000
Wounded	947,000
Prisoners	530,000
Total	1,937,000

Discharged up to 1st July, 1918, 446,000.

Portugal.

Casualties to 1st January, 1920—

Killed and died other causes	7,222*
Wounded	13,751†
Missing and prisoners of war	12,318‡
Total	33,291

Africans are included in these figures.

* Includes 1,689 killed in France, 810 in Angola, and 4,723 in Mozambique.

† No figures for wounded have been received from Mozambique and Angola.

‡ Includes 6,678 prisoners taken in France and a large number of missing in Mozambique.

The total British casualties to 9th March, 1919, amount to—

Killed or died	675,258
Wounded	2,047,026
Missing (including prisoners)	346,037
Total	3,068,321*

* This figure includes the Regular Army and Territorial Force, Oversea, Indian and other Native troops, and the Royal Naval Division, and also the Royal Flying Corps up to 31st March, 1918. For later details of British casualties, see p. 237.

Roumania.

The total permanent loss as reported by the Roumanian Embassy, 6th January, 1919, is as follows:—

Killed and missing	{	officers	9,589
		other ranks	326,117
Total					<u>335,706</u>

and in addition 265,000 of the civilian population are stated to have been killed or are missing.

Serbia.

Casualties to 4th December, 1918—

(a.) Killed	45,000
(b.) Wounded	133,148
(c.) Prisoners	70,423
(d.) Missing	82,535
Total					<u>331,106</u>

Greece.

Killed or died of wounds	5,000
Wounded	21,000
Prisoners and missing	1,000

Russia.

A telegram from Petrograd to Copenhagen (20th December, 1918) gives the Russian losses in the war as follows:—

Killed	1,700,000
Disabled	1,450,000
Wounded	3,500,000
Prisoners	2,500,000
Total					<u>9,150,000</u>

United States of America.

The casualties suffered by the Armies of the United States to 1st April, 1920, officially reported by the United States Government, are as follows:—

Killed in action	35,560
Died of wounds	14,720
*Died of disease	57,460
*Died, other causes	7,920
Total deaths					<u>115,660</u>
Wounded	205,690
Missing	46
Prisoners	4,480
Grand Total					<u>325,876</u>

* Both in Europe and the United States.

Bulgaria.

The following approximate figures have been received from the Bulgarian War Office :—

Mobilized strength, 1915	768,000
Highest ration strength during war	*1,000,000

Casualties—

Killed	48,917
Died of wounds...	13,198
Accidentally killed	(?) 888
Died of disease	24,497
Missing	13,729
Wounded	152,390
Prisoners up to 31st December, 1917	10,623

The Bulgarian War Office states that their losses during the retreat from sickness and privations were much greater than the figures they possess.

Germany.

(See also pages 358, *et seq.*)

The total number of German casualties reported in official German lists up to the end of October, 1917, was as follows :—

Nature of casualty.	Totals.
Killed and died of wounds	1,138,768
Died of sickness	85,088
Prisoners	387,979
Missing	263,043
Severely wounded	652,021
Wounded	328,431
Slightly wounded	1,829,820
Wounded remaining with units	315,263
Grand total	5,000,413

1917.

The estimated gross German casualties on all fronts during 1917 were 2,082,000. The estimated net wastage was 40 per cent. of this = 830,000.

1918.

The estimated gross German casualties on the Western Front during 1918 up to 11th November were 2,250,000.

The estimated net wastage was 40 per cent. of this = 900,000.

No estimate can yet be made for casualties on other fronts.

NOTE.—*German casualties.*—An estimate of the German casualties on all fronts during the war is given below :—

Year.	Gross casualties.	Permanent casualties.
1914-1915	5,255,000	2,102,000
1916	3,267,500	1,307,000
1917	2,075,000	830,000
1918	2,325,000	930,300
Total	12,922,500	5,169,000

* Bulgarians only.

According to the German Press, the following are reported to be the official losses up to 1st November, 1918 :—

Permanent casualties (*i.e.*, as far as fighting is concerned)—

Dead	1,600,000	
Missing	203,000	
Prisoners	618,000	
	2,421,000	
Wounded		4,064,000
		6,485,000
Total		6,485,000

As a proof of the inaccuracy of the German figures, the approximate number of prisoners taken by the Allies on the Western Front alone during the war is 774,000. If to this figure be added the German losses in prisoners in the Eastern Theatre (approximately 150,000) during the years 1914–16, and in the remaining theatres during the war, the sum total does not fall short of 1,000,000.

A semi-official message through Wolff's Bureau, from Berlin, 17th April, 1919, gives the complete German casualties up to 30th April, 1919, as follows :—

Killed	1,676,696
Missing	373,778*
Wounded	4,207,028
Prisoners	617,922
	6,875,424

A later report published by a Majority Socialist organ, Berlin, 6th January, 1920, gives the following casualties to the German Army :—

—	Officers.	Other ranks.	Total.
Killed	62,693	1,655,553	1,718,246
Wounded	116,015	4,118,092	4,234,107
Prisoners and missing ..	23,104	1,050,515	1,073,619
Total	201,812	6,824,160	7,025,972

The casualties in the Navy are stated to be 78,342, including 24,112 killed.

Official figures of German Casualties.

(Army and Navy.)

—	Officers.	Other ranks.	Total.
Killed.. ..	55,181	1,753,364	1,808,545
Wounded	98,565	4,148,578	4,247,143
Total	153,746	5,901,942	6,055,688

The above figures are exclusive of coloured troops of whom 14,000 were killed during the war. The totals are extracted from the *Militär-Wochenblatt* of 17th September, 1921.

* Of this number nine-tenths must be regarded as dead, bringing the total number of killed to over 2,000,000.

Austria-Hungary.

1. The total number of casualties published in the official Austro-Hungarian casualty lists up to 31st March, 1916, was—

Killed	182,760
Wounded	816,169
Prisoners	348,102
Total	<u>1,347,931</u>

But as the above figures for prisoners were only equal to one-third of the known total of prisoners, the estimate of wastage given by the Director of Military Intelligence and accepted by the Enemy Personnel Committee was, up to 31st March, 1916 :—

Permanent wastage	1,760,000
Constant temporary wastage	400,000
Prisoners...	1,100,000
Total	<u>3,260,000</u>

The above, while not giving any estimate of the numbers of killed and wounded, is a useful indication of the losses incurred.

2. In 1917, when a revision was made by the same Committee, the totals accepted up to the end of May, 1917, were :—

Permanent wastage	2,300,000
Constant temporary wastage	400,000
Prisoners...	1,800,000
Total	<u>4,500,000</u>

3. Figures up to the end of May, 1918, published in a recent Vienna message give the following estimated totals :—

Killed	800,000
Wounded and sick	3,200,000
Total	<u>4,000,000</u>

To this must be added 1,800,000 prisoners making the total of casualties up to the end of May, 1918, 5,800,000.

4. (a.) From 1st June to 24th October, 1918 (including the Austro-Hungarian June offensive), losses (excluding prisoners) may be estimated at 80,000 a month, of which the proportion of killed would be 16,000.

To this must be added 20,000 prisoners (12,000 being taken in the June offensive). This would make an addition of—

Killed	80,000
Wounded	320,000
Prisoners	20,000
Total	<u>420,000</u>

Note.—It was acknowledged in the Austro-Hungarian Press that the losses from the 15th to 20th June were 100,000 killed and wounded, and that subsequent losses were as heavy.

(b.) In addition, from 1st June to 4th November the Balkan and Western front casualties may be estimated at :—

			Balkans.		West.		Total.
Killed...	10,000	...	2,500	...	12,500
Wounded	40,000	...	10,000	...	50,000
Prisoners	5,000	...	5,000	...	10,000
			55,000		17,500		72,500
Total	55,000		17,500		72,500

(c.) During the last Italian offensive the prisoners claimed by the Italians amounted to 448,000. To this an estimate of 30,000 killed and 50,000 wounded (remainder captured) must be added.

5. (a.) On these figures a total estimate for losses throughout the war works out as follows :—

Killed	922,500
Wounded	3,620,000
Prisoners...	2,278,000
						6,820,500
Total	6,820,500

(b.) A later estimate up to 31st December, 1918, is as follows :—

Dead	1,200,000
Wounded	3,620,000
Prisoners	2,200,000
						7,020,000
Total	7,020,000

(c.) According to the Austro-Hungarian estimate the casualties were distributed in the following percentages :—

			Austria.	Hungary.	Bosnia Herzegovina.
Killed	56·6	40·4	3·0
Died	51·9	44·5	3·6
Prisoners	56·5	41·5	2·0
Missing	49·8	47·7	2·5

(d.) The population of the Austro-Hungarian Empire was distributed in the following percentages :—

Austria, 55·3. Hungary, 41·2 Bosnia Herzegovina, 3·5

Turkey.

Casualties throughout the war—

Killed	50,000
Died of wounds	35,000
Wounded	400,000
Died of disease	240,000
						725,000
Total accounted for	725,000
*Total unaccounted for	1,565,000
						2,290,000
Grand total	2,290,000

* Includes prisoners, deserters, invalids and missing.

SECTION 7.

COMPARATIVE FIGURES OF BRITISH AND GERMAN CASUALTIES ON
THE BRITISH SECTOR OF THE WESTERN FRONT DURING THE
PERIOD FEBRUARY, 1915, TO OCTOBER, 1918, INCLUSIVE.

The tables on pages 359-362 have been drawn up to show in comparative form the British and German casualties where the two armies were engaged on the Western Front from February, 1915, to October, 1918. The British figures are compiled from the preceding tables, and the German figures have been obtained from the Federal Archives Office at Potsdam.

No figures for "Died of wounds" or "Died of disease" have been compiled since the German Archives state that the compilation of such figures would entail an examination of the register of every military hospital which had existed during the war in occupied France and Belgium and in Germany. A large proportion of the hospital registers were lost immediately after the armistice in 1918 and, therefore, for this reason, as well as for many others, such statistics would be very inaccurate and would only confuse a comparison instead of simplifying it.

The total result of these calculations may be summed up thus:—

- (1.) The total number of British *officer* casualties during the period in question was 115,741.

The total number of German *officer* casualties during the period in question was 47,256.

i.e., British : German = 5 : 2 (about).

- (2.) The total number of British *other ranks* casualties during the period in question was 2,325,932.

The total number of German *other ranks* casualties during the period in question was 1,633,140.

i.e., British : German = 3 : 2 (about).

- (3.) The total number of British casualties to *all ranks* during the period in question was 2,441,673.

The total number of German casualties to *all ranks* during the period in question was 1,680,396.

i.e., British : German = 3 : 2 (about).

1915.

—	Sector held by British.	Officers.						Other ranks.						Notes.
		Killed.		Wounded.		Missing and prisoners.		Killed.		Wounded.		Missing and prisoners.		
		British.	German.	British.	German.	British.	German.	British.	German.	British.	German.	British.	German.	
February to March.	Ypres—Vermelles ..	413	88	851	204	85	45	6,235	2,839	22,154	10,965	1,199	4,349	Battles at Ypres Canal, near St. Eloi, Givenchy, La Bassée, Neuve Chappelle.
April and May.	Passchendaele Road—Bethune—Lens.	879	234	2,595	645	280	33	15,099	6,094	64,446	23,047	8,858	4,093	Battles near St. Julien, Frezenberg, Zillebeke, St. Eloi, Guinchy. The figures of the 31/2 German Army Corps for the period from 1st to 10th May are missing.
June and July	Langemark railway line—Bethune—Lens.	329	61	1,141	144	63	11	5,207	2,983	28,794	10,503	1,267	1,034	Battles near Hooge, Bellewardfe, La Bassée, Estaires, Givenchy.
August to October.	Langemark railway—Bethune—Lens—Monchy-au-Bois—Mericourt.	1,073	176	2,473	365	303	109	15,081	6,069	65,478	20,620	10,412	5,702	Autumn battle near La Bassée.
November and December.	As stated above ..	160	33	720	107	26	..	3,464	2,105	13,408	7,675	104	57	Trench warfare.
	Total for 1915 (excluding January).	2,854	592	7,780	1,465	757	198	40,086	20,060	194,280	72,810	21,840	15,235	

Total British officer casualties 11,391
 Total German officer casualties 2,145

Total British other rank casualties 256,206
 Total German other rank casualties 108,105

Total British casualties in 1915 (excluding January) 267,597
 Total German casualties in 1915 (excluding January) 110,250

1916.

British and German Casualties
on Western Front.

360

—	Sector held by British.	Officers.						Other ranks.						Notes.
		Killed.		Wounded.		Missing and prisoners.		Killed.		Wounded.		Missing and prisoners.		
		British.	German.	British.	German.	British.	German.	British.	German.	British.	German.	British.	German.	
January and February.	Langemark Railway — Bethune — Lens; Monchy - au - Bois — Mericourt.	210	55	776	162	47	3	3,845	2,408	16,022	9,277	443	244	Trench warfare. Included in these figures are the casualties suffered in the battles against the French troops near Frise.
March to June.	Langemark—Somme	833	263	3,375	748	167	42	15,596	9,296	74,447	63,365	2,914	2,294	Battles in the Ypres salient; south-west Lille; on the Ancre.
July and August.	Boesinghe—Maurepas	2,835	519	7,774	1,378	741	267	42,228	*16,285	184,728	*63,776	19,336	*15,610	Somme battles.
September and October	Boesinghe—Combles	1,945	407	5,558	1,201	380	390	30,944	†14,082	119,317	†60,797	12,003	†18,978	Somme battles.
November and December.	Boesinghe — Combles (from middle of December, Boesinghe — Somme).	683	152	1,869	400	189	165	10,283	5,983	37,021	22,494	4,008	7,042	Somme battles. Trench warfare.
	Total for 1916 ..	6,506	1,396	19,452	3,889	1,524	867	102,896	†48,054	431,535	†192,709	38,704	†44,168	

Total British officer casualties in 1916 27,482

Total German officer casualties in 1916 6,152

Total British casualties in 1916 600,617

Total German casualties in 1916 297,351

Total British other rank casualties in 1916.. .. 573,135

Total German other rank casualties in 1916 291,199

* Add to these figures 4,956 not divided into the various classes (killed, wounded, &c.).

† Add to these figures 1,312 not divided into the various classifications.

‡ 6,268 unclassified to be added to these totals.

1917.

(9343)	January to April.	Boesinghe—Chaulnes (from middle March, Boesinghe — St. Quentin).	2,078	478	5,925	1,147	619	587	34,152	14,903	117,523	50,394	10,180	28,376	Battles near Beaurians, Beaumont. Battles on Serre and Ancre. Retreat to the Hindenburg Line. Spring battle near Arras.
	May and June	As above (from middle of June, Wesende—St. Georges).	1,368	417	4,770	1,146	438	178	22,540	13,836	102,467	53,738	8,941	11,715	Battles near Wytschaete.
	July to September.	As above	2,327	715	8,176	2,061	561	432	35,880	20,993	172,570	86,253	11,450	22,977	Summer battles in Flanders.
	October to December.	As above (on 21.11.17, without front line Westende—St. Georges).	3,414	872	7,077	2,139	761	694	34,382	20,454	152,906	79,197	19,110	33,923	Autumn battles in Flanders. Battle near Cambrai.
		Total for 1917 ..	9,187	2,482	25,948	6,493	2,379	1,891	126,954	70,186	545,466	269,582	49,681	96,991	

Total British officer casualties in 1917 37,514
 Total German officer casualties in 1917 10,866

Total British other rank casualties in 1917 722,101
 Total German other rank casualties in 1917 436,759

Total British casualties in 1917 759,615
 Total German casualties in 1917 447,625

1918.

British and German Casualties
on Western Front.

362

	Sector held by British.	Officers.						Other ranks.						Notes.
		Killed.		Wounded.		Missing and prisoners.		Killed.		Wounded.		Missing and prisoners.		
		British.	German.	British.	German.	British	German.	British.	German.	British.	German.	British.	German.	
*January to 20th March.	Merckem—St. Quentin (1.2.18, Oise; 1.3.18, St. Gobain).	224	174	733	525	25	40	2,609	4,130	15,154	15,874	507	1,041	Trench warfare.
†21st March to 30th April.	Merckem—St. Gobain (1.4.18, Moreuil).	2,161	3,075	8,619	9,305	4,023	427	25,967	53,564	172,719	242,881	89,380	39,517	Great battle in France (21.3.18). Battle near Armentières (9.4.18). Battle round the Kemmel (10.4.18). Trench warfare.
May to July	Merckem — Villers-Bretonneux (from 11.5.18 to 10.7.18, Bailleul — Villers-Bretonneux (from 11.5.18 to 31.5.18, Craonne-Corbeny).	948	733	4,216	2,114	979	226	13,094	18,554	85,824	69,853	20,512	10,511	
August ..	Merckem—Castel ..	1,634	637	4,248	1,834	202	2,024	20,595	10,568	86,784	48,634	8,809	74,871	Battles between the Somme and Avre, 8.8.18, and between Scarpe and Somme, 21.8.18.
September ..	Merckem — Vermand (on 11.9.18, St. Quentin).	1,469	507	4,236	1,688	199	1,878	18,595	9,952	80,621	44,857	9,711	68,237	Battles near Cambrai and St. Quentin (8.9.18). In Flanders (28.9.18).
October ..	Moorselede—Vermand (on 11.10.18, Bohain; on 21.10.18, Waweghem — Wasigny).	1,122	†396	4,107	†1,273	209	†1,089	20,121	\$6,168	83,845	\$29,593	11,642	\$41,287	Battles round Valenciennes (24.10.18), and on the Lys (25.10.18). The figures for the periods from 11—20.10.18 and 21—31.10.18 of 3 divisions are incomplete.
Total, 1918 (excluding November)		7,558	5,522	26,159	16,739	5,637	5,684	100,981	102,986	524,947	451,692	140,562	235,464	

|| Total British officer casualties in 1918 (excluding November) 39,354
 Total German officer casualties in 1918 (excluding November) 28,053
 Total British other rank casualties in 1918 (excluding November) .. 766,490
 Total German other rank casualties in 1918 (excluding November) .. 797,077

Total British casualties in 1918 (excluding November) 805,844
 Total German casualties in 1918 (excluding November) 825,130

* British casualties in this column are calculated for January and February. There was little activity during the first part of March.
 † British casualties calculated for March and April. ‡ Add to these figures 108 unclassified officer casualties.
 § Add to these figures 6,935 unclassified other ranks casualties. || From July onwards (inclusive) "killed" figures include "died of wounds."

PART V.

RECRUITING.

N.B.—*In connection with this part, it would be advisable to consult in addition the memorandum on the recruiting for the Army from the outbreak of war which will be found in the General Annual Reports on the Army, October, 1913, to September, 1919. (Cmd. 1193.)*

In August, 1917, the whole of the recruiting administration was reorganized, and from that date to 15th January, 1919, was under the control of the Minister of National Service.

Recruiting was only one phase of the Ministry's activities, the object being to obtain a maximum result from the man and woman power of the nation. In this connection the Ministry had to hold the balance between the demands of the Army, the Navy, and the Royal Air Force for men, munitions, ships, coal, &c., and the necessity of maintaining the agencies of production, distribution and supply, upon which depended the daily life of the civil population of the country. This task would have been difficult if the conditions had been fixed, but, as it was, the respective claims were in a constant state of change.

Detailed investigations were made from time to time into the state of industry and labour throughout the country and, in view of the fact that the complexity of the problem of organizing resources increased as the amount in reserve in civil life decreased, these investigations called for constant additions in the details of information required.

SECTION I.

POPULATION, AND RECRUITING FOR THE ARMY IN THE EMPIRE.

Country.	Total enlistments from all sources to 11th November, 1918.	Estimated total population in July, 1914.	Percentage of total population represented by enlistments	Estimated male population in July, 1914.	Percentage of male population represented by enlistments.
† England	4,006,158	34,618,346*	11·57	16,681,181	24·02
‡ Wales	272,924	2,489,202	10·96	1,268,284	21·52
Scotland	557,618	4,849,500	11·50	2,351,843	23·71
Ireland	134,202	4,374,500	3·07	2,184,193	6·14
Total	4,970,902	46,331,548	10·73	22,485,501	22·11

* In the population of England, the Isle of Man (50,000) is included, but the Channel Islands (100,000) are not included.

† Excluding Monmouthshire.

‡ Including Monmouthshire.

Country.	Total sent Overseas or undergoing training as at 1st November, 1918.	Estimated total white male population at July, 1911.	Percentage of total white male population, represented by total recruited.
Canada*	458,218	3,400,000	13·48
Australia	331,814	2,470,000	13·43
New Zealand	112,223	580,000	19·35
South Africa††	76,184	685,000	11·12
Newfoundland	6,173

* *Canada.*—The total population shown is only in respect of those born in Canada or in British Isles.

† *South Africa.*—The total population shown comprises the Cape Province, Natal, the Transvaal, and the Orange Free State.

‡ Includes East Africa, but excludes troops employed in the German South-West African campaign, who numbered approximately 50,000.

SECTION 2.

ENLISTMENTS FOR THE REGULAR ARMY AND THE TERRITORIAL FORCE.

(By months from August, 1914, to 11th November, 1918.)

Month.	Total.	Month.	Total.
1914.		1917.	
August	298,923	January	85,669
September	462,901	February	118,841
October	136,811	March	119,539
November	169,862	April	87,032
December	117,860	May	88,494
	<u>1,186,357</u>	June	81,714
		July	60,367
		August	49,359
1915.		September	37,342
January	156,290	October	36,543
February	87,896	November	30,823
March	113,907	December	24,923
April	119,087		<u>820,646</u>
May	135,263		
June	114,679		
July	95,413		
August	95,980		
September	71,617		
October	113,285		
November	121,793		
December	55,152		
	<u>1,280,362</u>		
		1918.	
1916.		January	35,150
January	65,965	February	33,722
February	98,629	March	30,197
March	129,493	April	78,298
April	106,908	May	84,019
May	125,768	June	88,950
June	156,386	July	59,360
July	88,213	August	29,918
August	111,771	September	22,550
September	81,195	October	23,768
October	97,684	November	7,530
November	76,058	(1st to 11th).	
December	52,005		<u>493,462</u>
	<u>1,190,075</u>	Grand total ..	<u>4,970,902</u>

365 **Voluntary Direct Enlistments in
the T.F. to the end of 1915.**

SECTION 2A.

**VOLUNTARY DIRECT ENLISTMENTS INTO THE TERRITORIAL FORCE
DURING THE WAR PERIOD TO THE END OF THE YEAR 1915.**

There are no figures available to show the strength of the Territorial Force on the 4th August, 1914, or the exact number of recruits who enlisted into the Territorial Force between that date and the 15th October, 1914. The strength in non-commissioned officers and men on 1st July, 1914, may be taken as practically the strength at the outbreak of war, seeing that the intervening period of the year was one in which, usually, in peace time there were relatively few recruits and few casualties. The figures for the period 1st July to 15th October shown below represents merely the *net increase* for that period, and are considerably below the number of recruits for that period, owing to the number of Territorial Force soldiers who had been weeded out on embodiment for medical reasons, &c., and who had for various reasons been required by, and transferred to, the Regular Army.

Otherwise, the following figures give the actual number of recruits for the Territorial Force week by week as shown by returns which were furnished by all Territorial Force Associations :—

Week ended.	English T.F. units.	Scottish T.F. units.	Welsh T.F. units.	Total.
1st July to 15th October, 1914 (net increase)	172,511	31,416	9,632	213,559
21st October	13,047	2,315	1,576	16,938
28th October	8,929	1,429	815	11,173
4th November	9,030	1,794	701	11,525
Total, 1st quarter of the war period..	203,517	36,954	12,724	253,195
1914.				
11th November	16,243	4,412	887	21,542
18th November	12,425	3,070	838	16,333
25th November	8,368	2,229	450	11,047
2nd December	7,773	1,922	420	10,115
9th December	7,578	2,215	312	10,105
16th December	4,695	1,531	241	6,467
23rd December	2,632	1,403	121	4,156
30th December	3,231	786	240	4,257
1915.				
6th January	6,881	1,457	657	8,995
13th January	8,580	2,063	748	11,391
20th January	7,511	1,970	448	9,929
27th January	6,185	1,506	284	7,975
3rd February	5,095	1,574	243	6,912
Total, 2nd quarter of the war period..	97,197	26,138	5,889	129,224
1915.				
10th February	4,081	1,026	319	5,426
17th February	3,498	693	200	4,391
24th February	3,397	454	288	4,149
3rd March	3,488	798	344	4,630
10th March	3,688	664	492	4,844
17th March	4,124	521	510	5,155
24th March	4,338	420	519	5,277
31st March	4,199	456	261	4,916
7th April	3,604	847	294	4,745
14th April	6,626	899	608	8,133
21st April	9,257	1,273	414	10,944
28th April	7,760	1,028	437	9,225
5th May	7,709	975	411	9,095
Total, 3rd quarter of the war period..	65,769	10,054	5,107	80,930

Voluntary Direct Enlistments into the T.F. to the end of 1915. 366

Week ended.	English T.F. units.	Scottish T.F. units.	Welsh T.F. units.	Total.
1915.				
12th May	9,119	1,184	434	10,737
19th May	10,545	1,255	419	12,219
26th May	12,634	2,089	392	15,115
2nd June	15,946	3,046	780	19,772
9th June	10,884	2,753	559	14,196
16th June	7,913	1,795	348	10,056
23rd June	5,611	1,123	249	6,983
30th June	3,997	823	215	5,035
7th July	4,401	854	236	5,491
14th July	4,599	832	369	5,800
21st July	5,493	891	263	6,647
28th July	4,592	1,070	210	5,872
4th August	3,477	1,099	109	4,685
Total, 4th quarter of the war period..	99,211	18,814	4,583	122,608
1915.				
11th August	4,826	1,190	122	6,138
18th August	4,176	1,909	126	6,211
25th August.. .. .	4,244	1,438	166	5,848
1st September	3,771	979	103	4,853
8th September	2,889	812	138	3,839
15th September	2,827	577	85	3,489
22nd September	3,472	625	120	4,217
29th September	3,649	562	100	4,311
6th October	4,614	785	116	5,515
13th October	5,216	803	136	6,155
20th October	5,394	950	173	6,517
27th October	9,208	1,730	485	11,423
3rd November	10,720	2,218	679	13,617
Total, 5th quarter of the war period..	65,006	14,578	2,549	82,133
1915.				
10th November	9,536	1,752	668	11,956
17th November	10,437	1,467	470	12,374
24th November	8,767	1,717	393	10,877
1st December	6,297	1,577	334	8,208
8th December	3,907	1,327	250	5,484
15th December	4,710	1,274	319	6,303
22nd December	1,001	515	80	1,596
29th December	623	279	52	954
Total—November and December ..	45,278	9,908	2,566	57,752

RECAPITULATION.

1st quarter of the war	203,517	36,954	12,724	253,195
2nd quarter of the war	97,197	26,138	5,899	129,224
3rd quarter of the war	65,769	10,054	5,107	80,930
4th quarter of the war	99,211	18,814	4,583	122,608
5th quarter of the war	65,006	14,578	2,549	82,133
Total, November and December ..	45,278	9,908	2,566	57,752
Total to end of 1915	575,978	166,446	33,418	725,842

SECTION 3.

MEN IN RESERVED AND OTHER OCCUPATIONS AS AT 30TH APRIL, 1917.

Age.	Tribunal Exemptions.					Protected Trades and Occupations.						Miscellaneous.				Grand total
	Granted absolutely.	Conditional.		Temporary.	Total.	Men in controlled firms, Government Establishments, &c.	Exempted by Colliery Courts.	Railway Employees.	Government Departments Employees.	Exempted by W.O. letters and telegrams, Army Council Instructions, &c.*	Total.	Appeals dismissed—men awaiting substitutes.	Applications to Tribunals outstanding or adjourned.	Miscellaneous exemptions.	Total.	
Reserved occupations.		Domestic grounds, &c.														
Single men aged 25 and under.	5,057	45,473	18,990	22,024	91,544	213,128	154,104	47,667	6,511	32,566	453,976	6,967	18,965	8,526	34,458	579,978
Married men aged 25 and under.	603	8,538	3,029	3,047	15,217	34,809	26,973	8,155	794	1,988	72,719	622	2,256	975	3,853	91,789
Single men aged 30 and under.	10,045	72,466	29,759	30,826	143,096	289,929	188,831	65,066	9,631	40,919	594,376	8,559	24,815	11,469	44,863	782,335
Married men aged 30 and under.	3,753	53,014	22,423	21,674	100,864	160,199	97,482	40,677	4,696	9,536	312,590	2,604	14,492	5,051	22,147	435,601
Married and single men aged 41 and under.	40,146	372,979	206,191	160,620	779,936	914,298	516,838	239,652	35,476	90,464	1,796,728	15,719	111,019	38,586	165,324	2,741,988

* These are nearly all men of very low category engaged in special war work, e.g., Red Cross, canteen work, special constables, also teachers, students, medical men, &c.

MEN IN RESERVED OCCUPATIONS, MINISTRY OF NATIONAL SERVICE REGISTERS.
(31st October, 1918.)

Age periods.	Railway and transport workers.	Coal miners.	Agriculturists.	Munition, shipbuilding and ship-repairing workers.	Workers in other certified occupations.	Total.
1900	18,824	36,498	22,849	29,850	15,157	123,178
1895-1899	42,929	67,885	36,554	91,044	6,943	245,355
1890-1894	55,610	79,261	42,148	173,079	19,232	369,330
1885-1889	78,096	96,588	63,289	225,900	44,284	508,157
1876-1884	168,462	179,836	137,733	444,379	147,391	1,077,801
1874-1875	37,720	42,641	37,933	67,929	64,816	251,039
Grand total ..	401,641	502,709	340,506	1,032,181	297,823	2,574,860

SECTION 4.

SUPPLY OF MEN FOR THE ARMY.

(From 1st January, 1917, to 11th November, 1918.)

1917.	Men of Category "A."				Men of Categories other than "A."			
	Requirements of the A.G.	Numbers actually recruited.	Deficit.	Surplus.	Requirements of the A.G.	Numbers actually recruited.	Deficit.	Surplus.
Totals for January	100,000	51,131	48,869	..	40,000	34,538	5,462	..
	120,000 (48,869 deficit in Jan.)				30,000 (5,462 deficit in Jan.)			
Totals for February	168,869	75,930 (30,293)	92,939	..	35,462	42,911 (8,197)	..	7,449
	130,000 (92,939 deficit in Feb.)				30,000			
Totals for March	222,939	75,445 (29,603)	147,494	..	22,551	44,094 (7,476)	..	21,543
	120,000 (147,494 deficit in Mar.)				20,000			
Totals for April	267,494	55,857 (18,660)	211,637	31,175 (4,463)	..	32,718
	100,000 (211,637 deficit in April.)				40,000			
Totals for May	311,637	56,893 (17,528)	254,744	..	7,282	31,601 (2,993)	8,399	..
	80,000 (254,744 deficit in May.)				40,000 (8,399 deficit in May.)			
Totals for June	334,744	41,879 (12,387)	292,865	..	48,399	39,835 (3,224)	8,564	..
	65,000 (292,865 deficit in June.)				40,000 (8,564 deficit in June.)			
Totals for July	357,865	32,267 (9,147)	325,598	..	48,564	28,100 (2,556)	20,464	..
	50,000 (325,598 deficit in July.)				40,000 (20,464 deficit in July.)			
Totals for August	375,598	28,038 (10,273)	347,560	..	60,464	21,321 (3,306)	39,143	..
	35,000 (347,560 deficit in Aug.)				40,000 (39,143 deficit in Aug.)			
Totals for September.	382,560	21,455 (9,378)	361,105	..	79,143	15,887 (2,755)	63,256	..

NOTE.—The figures in brackets, which are included in the totals, denote lads under 19 years reporting for service in accordance with Proclamation, dated 31st January, 1917. These will not be available for service overseas until they are 19, unless the age for foreign service is lowered.

SUPPLY OF MEN FOR THE ARMY—continued.

1917.	Men of Category "A."				Men of Categories other than "A."			
	Requirements of the A.G.	Numbers actually recruited.	Deficit	Surplus.	Requirements of the A.G.	Numbers actually recruited.	Deficit.	Surplus.
Totals for October.	Nil (361,105 deficit in Sept.)				40,000 (63,256 deficit in Sept.)			
	361,105	21,150 (10,101)	339,955		103,256	15,393 (3,070)	87,863	
Totals for November.	Nil (339,955 deficit in Oct.)				40,000 (87,863 deficit in Oct.)			
	339,955	17,928 (9,649)	322,027		127,863	12,895 (2,788)	114,968	

NOTE.—The figures in brackets, which are included in the totals, denote lads under 19 years reporting for service in accordance with Proclamation, dated 31st January, 1917. These will not be available for service overseas until they are 19, unless the age for foreign service is lowered.

1917.	Men of Grade (1).			Men of Grades other than (1).		
	Under 19.	Over 19.	Total.	Under 19.	Over 19.	Total.
December.						
1st to	297	171	468	68	280	348
3rd ,, 8th	2,375	1,496	3,871	1,352	1,420	2,772
10th ,, 15th	2,130	1,277	3,407	1,047	1,786	2,833
17th ,, 22nd	1,661	1,228	2,889	540	2,035	2,575
24th ,, 29th	1,126	1,110	2,236	396	1,585	1,981
31st	360	499	859	102	582	684
Total	7,949	5,781	13,730	3,505	7,688	11,193

MONTHLY STATEMENT OF RECRUITS OBTAINED DURING 1918.

1918.	Men of Grade (1) actually recruited.					Men of Grades other than (1).					Grand total.
	For Army.	For Navy.	Total.	Ages.		For Army.	For Navy.	Total.	Ages.		
				Under 19.	Over 19.				Under 19.	Over 19.	
January.											
1st—5th	3,534	86	3,620	2,080	1,540	3,441	21	3,462	619	2,843	7,082
7th—12th	3,567	161	3,728	2,235	1,493	3,427	26	3,453	737	2,716	7,181
14th—19th	3,936	206	4,142	2,558	1,584	3,429	40	3,469	746	2,723	7,611
21st—26th	4,383	796	5,179	2,857	2,322	3,408	44	3,452	813	2,639	8,631
28th—31st	3,486	571	4,057	2,136	1,921	2,539	70	2,609	668	1,941	6,666
Totals for month..	18,906	1,820	20,726	11,866	8,860	16,244	201	16,445	3,583	12,862	37,171
February.											
1st—2nd	1,301	243	1,544	961	583	1,004	37	1,041	301	740	2,585
4th—9th	5,315	1,211	6,526	3,376	3,150	3,644	95	3,739	971	2,768	10,265
11th—16th	5,426	1,139	6,565	3,291	3,274	3,424	105	3,529	1,004	2,525	10,094
18th—23rd	4,644	735	5,379	3,205	2,174	3,110	76	3,186	1,062	2,124	8,565
25th—28th	3,716	4,981*	8,697	2,095	6,602	2,138	1,452*	3,590	648	2,942	12,287
Totals for month..	20,402	8,309	28,711	12,928	15,783	13,320	1,765	15,085	3,986	11,099	43,796
March.											
1st—2nd	1,232	203	1,435	926	509	888	11	899	341	558	2,334
4th—9th	5,289	1,011	6,300	3,664	2,636	2,799	86	2,885	1,180	1,705	9,185
11th—16th	4,699	1,567	6,266	3,193	3,073	2,329	202	2,531	939	1,592	8,797
18th—23rd	5,001	1,586	6,587	2,950	3,637	2,443	276	2,719	919	1,800	9,306
25th—30th	3,848	2,536	6,384	2,080	4,304	1,669	354	2,023	601	1,422	8,407
Totals for month..	20,069	6,903	26,972	12,813	14,159	10,128	929	11,057	3,980	7,077	38,029

* Includes 5,686 not previously reported by the Naval authorities.

MONTHLY STATEMENT OF RECRUITS OBTAINED DURING 1918—continued.

1918.	Men of Grade (1) actually recruited.						Men of Grades other than (1).						Grand total.	
	Army.	Air Force.	Navy.	Total.	Aged.		Army.	Air Force.	Navy.	Total.	Aged.			
					Under 19.	Over 19.					Under 19.	Over 19.		
April.														
1st—6th ..	7,268	374	1,010	8,652	4,081	4,571	2,860	85	289	2,734	811	1,928	11,886	
8th—13th ..	11,627	799	1,147	13,573	5,090	8,483	2,767	216	420	3,403	956	2,447	16,976	
15th—20th ..	19,656	886	633	21,125	5,695	15,430	2,951	310	484	3,745	980	2,765	24,870	
22nd—27th ..	19,773	996	645	21,414	5,128	16,286	2,657	547	374	3,578	928	2,650	24,992	
29th—30th ..	8,201	301	202	8,704	1,898	6,806	1,038	183	92	1,313	341	972	10,017	
Totals for April ..	66,525	3,306	3,637	73,468	21,892	51,576	11,773	1,341	1,659	14,773	4,016	10,757	88,241	
May.														
1st—4th ..	11,507	657	484	12,648	3,280	9,368	2,056	406	246	2,708	645	2,063	15,356	
6th—11th ..	15,294	1,139	749	17,182	5,371	11,611	3,357	985	217	4,559	1,138	3,421	21,741	
13th—18th ..	12,711	1,079	1,309	15,099	5,630	9,469	2,747	1,221	261	4,239	1,245	2,984	19,338	
20th—25th ..	16,173	934	2,013	19,120	6,240	12,880	2,556	934	169	3,659	1,140	2,519	22,779	
27th—31st ..	15,423	971	1,766	18,165	5,023	13,142	2,190	902	229	3,321	790	2,531	21,486	
Totals for May ..	71,113	4,780	6,321	82,214	25,744	54,470	12,906	4,448	1,122	18,476	4,958	13,518	100,690	
June.														
1st ..	2,395	135	146	2,676	824	1,852	495	153	10	658	143	515	3,334	
3rd—8th ..	14,784	1,548	1,303	17,635	5,695	11,940	3,095	1,349	159	4,603	1,139	3,464	22,238	
10th—15th ..	13,886	1,983	1,221	17,090	5,904	11,186	3,209	1,432	181	4,822	1,067	3,755	21,912	
17th—22nd ..	15,445	1,351	2,461	19,757	7,078	12,679	4,255	1,610	243	6,108	1,441	4,667	25,865	
24th—30th ..	26,062	2,556	2,713	31,331	8,373	22,958	5,324	1,758	269	7,351	1,239	6,112	38,682	
Totals for June ..	72,572	8,073	7,844	88,489	27,874	60,615	16,378	6,302	862	23,542	5,029	18,513	112,031	

July.													
1st-6th ..	16,450	1,089	1,232	18,771	5,229	13,542	3,878	1,047	123	5,048	888	4,160	23,319
8th-13th ..	9,000	1,647	1,400	12,047	4,711	7,336	3,053	1,337	122	4,512	946	2,566	16,559
15th-20th ..	7,823	1,356	1,152	10,331	4,466	5,865	2,646	1,117	78	3,841	988	2,853	14,172
22nd-27th ..	7,361	1,709	1,163	10,233	4,092	6,141	2,431	1,562	93	4,136	940	3,196	14,369
29th-31st ..	3,745	735	576	5,056	2,020	3,036	2,923	861	84	3,868	531	3,337	8,924
Totals for July ..	44,379	6,536	5,523	56,438	20,518	35,920	14,981	5,924	500	21,405	4,293	17,112	77,843
August.													
1st-3rd ..	2,188	556	262	3,006	1,229	1,777	996	706	31	1,733	317	1,416	4,739
5th-10th ..	4,831	1,071	634	6,556	2,875	3,681	1,938	1,312	66	3,316	781	2,535	9,872
12th-17th ..	5,213	1,589	1,176	8,078	3,566	4,512	1,825	1,539	105	3,469	795	2,674	11,547
19th-24th ..	4,258	1,830	1,461	7,549	4,055	3,484	1,736	1,035	86	2,857	884	1,973	10,406
26th-31st ..	4,426	2,024	2,130	8,580	4,901	3,679	2,407	1,333	96	3,836	1,032	2,804	12,416
Totals for August ..	21,016	7,070	5,633	33,769	16,626	17,143	8,902	5,925	384	15,211	3,809	11,402	48,980
September.													
2nd-7th ..	4,643	1,840	1,557	8,040	4,315	3,725	1,747	1,309	64	3,120	930	2,190	11,160
9th-14th ..	3,546	1,433	1,658	6,637	4,157	2,430	1,537	953	78	2,568	903	1,665	9,205
16th-21st ..	3,438	1,455	1,254	6,157	3,803	2,354	1,536	963	91	2,590	906	1,634	8,747
23rd-28th ..	3,246	1,396	1,618	6,260	3,923	2,337	1,541	910	93	2,544	950	1,594	8,804
30th ..	742	333	317	1,392	913	479	574	108	33	715	220	495	2,107
Totals for September ..	15,615	6,457	6,414	28,486	17,111	11,375	6,935	4,243	359	11,537	3,909	7,628	40,023
October.													
1st-5th ..	2,930	1,158	827	4,915	2,981	1,934	1,310	829	81	2,220	778	1,442	7,135
7th-12th ..	3,238	1,273	1,271	5,782	3,635	2,147	1,399	993	136	2,328	893	1,635	8,310
14th-19th ..	4,610	1,339	1,307	7,256	3,808	3,448	1,401	835	115	2,351	907	1,444	9,607
21st-26th ..	3,352	1,071	979	5,402	3,396	2,006	1,488	746	195	2,429	911	1,518	7,831
28th-31st ..	2,585	634	653	3,877	2,277	1,600	1,455	491	72	2,018	696	1,322	5,395
Totals for October ..	16,715	5,475	5,042	27,232	16,097	11,135	7,053	3,894	599	11,546	4,185	7,361	38,778

MONTHLY STATEMENT OF RECRUITS OBTAINED DURING 1918—*continued.*

1918.	Men of Grade (1) actually recruited.						Men of Grades other than (1).						Grand total.
	Army.	Air Force.	Navy.	Total.	Aged.		Army.	Air Force.	Navy.	Total.	Aged.		
					Under 19.	Over 19.					Under 19.	Over 19.	
November.													
1st—2nd	830	307	190	1,327	748	579	421	343	21	785	271	514	2,112
4th--9th	2,992	816	536	4,344	2,652	1,692	1,242	652	89	1,983	792	1,191	6,327
1st--11th	1,196	631	1,839	3,666	2,324	1,342	849	209	92	1,150	440	710	4,816
Total	5,018	1,754	2,565	9,337	5,724	3,613	2,512	1,204	202	3,918	1,503	2,415	13,255

Recruiting, 1918.

SECTION 5.

FORECASTS OF RECRUITING AND STRENGTHS OF THE BRITISH
ARMY IN VARIOUS THEATRES.

(Estimated on 1st October, 1919.)

The following Tables A to J have been prepared to show as far as can be estimated:—

- (1) The position of the Army in the various theatres of war at certain future days, *i.e.*, 15th November, 1919, and other dates thereafter.
- (2) The necessity for immediate recruitment.
- (3) The necessity for sustained recruitment to meet the requirements of the Army in 1921–1922.

The tables are forecasts only and cannot be regarded as more than very approximate. They have been prepared from the various suggestions for reductions put forward by General Officers Commanding theatres, the General Staff and the Adjutant-General's Department.

The situation in 1921 has been taken as "normal peace," and at other interim dates the situations in various theatres have been taken to be the most "optimistic."

TABLE A.
United Kingdom.

		Notes.
Strength, British other ranks, 1st September, 1919	-- 470,000 (a)	(a) Includes 74,000 non-effectives.
Strength, British other ranks, 29th September, 1919	— 395,000	
Deduct non-effectives	— 57,000 (b)	(b) The non-effectives are as follows:— Sick in hospital, 17,000 regulars, 28,000 conscripts. Awaiting discharge, 3,500 regulars, 8,500 conscripts.
Balance, effective other ranks, 29th September, 1919	— 338,000	
Strength, British other ranks, 29th September, 1919	— 395,000	
Estimated reductions to 15th November, 1919—		
To be demobilized (old Army Orders) ..	30,000	
" " (new " ") ..	102,000	
Regular troops embarked for the East ..	28,000	
	160,000	
Strength on 15th November, 1919	— 235,000	
Of these there will be—		
Non-effectives	45,000	
Preparing for overseas	50,000	
Ireland	48,000 (c)	(c) This figure allows for 25,000 effective infantry, which is the General Staff minimum. There will be no cyclists, but it is suggested that the cycles could, if necessary, be handed over to infantry battalions. The three regiments of cavalry will be reduced from 2,528 to 1,200.
	143,000	
Balance of effective other ranks in Great Britain on 15th November, 1919	— 92,000	
Add eight battalions from Rhine	— 4,000	
Add recruits from 1st October to 15th November, 1919.. .. .	— 14,000	
Total effective strengths, other ranks, in Great Britain on 15th November, 1919	— 110,000 (d)	(d) Exclusive of troops preparing for overseas.

Forecasts of Recruiting
and Strengths.

376

TABLE A—continued.
Great Britain.

Forecast of situation on 15th November, 1919.		Notes.
Total effective Home Service other ranks on 15th November, 1919, in Great Britain	— 110,000	
10 Guards battalions, with a total effective strength of	4,000	
49 Regular battalions, with an average effective strength of 500 each	24,500	
20 Army of Occupation battalions, with an average effective strength of 600 each	12,000	
Total effective bayonets	40,500	
Other fighting arms	34,869	(a.) 3 Household Cavalry Regiments .. 1,500 12 Cavalry Regiments 7,824 Royal Horse Artillery 2,100 20 batteries, Royal Field Artillery .. 4,379 Royal Garrison Artillery, Coast Defence, Home Services and Reserve Units .. 9,000 Royal Engineers 3,500 6 battalions, Machine Gun Corps .. 5,166 Tank Corps 1,400
Total fighting arms	75,369	34,869
Technical arms	— 34,631 (b)	(b.) Royal Army Service Corps 12,000 Royal Army Medical Corps * 7,500 Royal Army Ordnance Corps 2,000 Labour Corps 8,000 Military Police 1,000 Royal Army Veterinary Corps 2,000 Army Pay Corps 1,500 Records and Schools, &c. 2,631
The numbers in technical and administrative arms may appear to be unnecessarily high in proportion to fighting arms, but they are really not so for the following reasons—		
(1) Non-effectives and troops preparing for overseas (95,000) have to be administered in addition to the 75,000.		
(2) There is a considerable amount of documentary work in connection with pay, pensions, records, &c., of men who have been and are being demobilized.		
(3) Although the reduction of fighting troops will eventually admit of reduction in administrative troops, the latter reduction cannot be effected until the former has been completed, and even then it is not possible to reduce the administrative troops exactly in the same proportion.		
	— 110,000	34,631
* It is estimated that of this 7,500 Royal Army Medical Corps personnel at least 5,000 are in charge of "war casualties."		

NOTE.—The actual strength on 15th November, 1919, was 266,000.

TABLE B.
Army of the Rhine.

Strength, British other ranks on 26th July, 1919	202,000	
" " " 29th September, 1919	101,000	
" " " 15th November, 1919	45,000 (a)	(a) Estimated.
" " " 1st December, 1919	30,000 (b)	(b) Cologne garrison, 14,500; Plebiscitary division, 15,500.

NOTE.—The actual strength on 15th November, 1919, was 45,000.

TABLE C.
France and Flanders.

Total strength on 26th July, 1919	473,000 (c)	(c) British other ranks 179,000 Prisoners of war 197,000 Indian troops (labour) 13,000 Chinese and coloured labour 77,000 Miscellaneous 7,000
" " 29th September, 1919	304,000 (d)	(d) British other ranks 140,000 Indian (labour) 13,000 Prisoners of war 79,000 Chinese and coloured labour 65,000 Miscellaneous 7,000
Estimated strength on 15th November, 1919	*107,000 (e)	(e) British other ranks †46,000 Indian 11,000 Chinese and coloured labour 50,000
" " 1st January, 1920	*58,000 (f)	(f) British, other ranks 32,000 Indian 10,000 Chinese and coloured labour 16,000
" " 1st March, 1920	*22,000 (g)	(g) Exhumators 12,000 Guards Base Camp Staffs, Boulogne and Marseilles; hospitals, train services, &c. 10,000 This is on the assumption that all stores have gone and no other Best Camps exist than those at Boulogne and Marseilles.
" " 1st May, 1920	Nil	

* These figures are based on the assumption that the Army is relieved of all responsibility for guarding and care of stores which have been taken over by the Disposals Board.

† The actual strength on 15th November, 1919, was 50,000.

TABLE D.
Black Sea.

	British	Indian	Mule Drivers.	Prisoners of War.	Totals.	Notes.
Strength on 30th August, 1919	34,000	14,000	943	11,949	60,892	
Estimated strength on 15th November, 1919 ..	28,000	14,000	943	Nil.	42,943	
Estimated strength on 1st January, 1920 ..	(a)18,000	(a)14,000	900	Nil.	32,900	(a) This figure is to be reduced to 12,500 British and 8,000 Indians on the evacuation of Batum

NOTE.—The actual strength on 15th November, 1919, was 17,000.

TABLE E.
Egypt and Palestine.

	British.	Indian		Egyptian Army.	French Army.	Italian Army.	Prisoners of War.	Total.	Notes.
		Troops.	Followers						
Strength, 23rd August, 1919	52,000	61,000	11,000	1,365 (a)	15,000	1,000	86,000	227,365	(a) 2 battalions of Egyptian Army attached to the Egyptian Expeditionary Force in the Cairo area; remainder of Egyptian Army, about 16,000 strong, is distributed approximately half in Upper Egypt and half in the Soudan.
Strength, 13th September, 1919	45,000	61,000	11,000	1,326	13,000	Nil	78,000	209,326	
Estimated strength, 15th November, 1919	30,000 (b)	61,000	11,000	1,326	Nil	Nil	54,000	157,326	(b) The strength of British other ranks depends upon the date of evacuation of Syria, the pacification of Egypt, and the evacuation of Turkish prisoners of war, in which latter case shipping is the limiting factor, only 8,000 being evacuated by sea each month.
Estimated strength, 1st February, 1920	25,700	45,000	7,000	1,326	Nil	Nil	24,000	103,026 (c)	(c) The reduction to this garrison is dependent upon the completion of the evacuation of Syria and is subject to the proviso that no serious trouble arises either in Palestine or Egypt.

NOTE.—The actual strength on 15th November, 1919, was 40,000.

TABLE F.
Mesopotamia.

	British.	Indian.	Local levies.	Followers.	Total.	Total reduction to date	Notes.
Strength on 16th August, 1919	25,000	77,000	18,000	138,000	258,000 (a)	..	(a) Excludes 19,000 prisoners of war who will be reduced on conclusion of peace with Turkey.
29th September, 1919 ..	21,000 (b)	79,000	16,000	126,000	242,000	16,000	(b) General Officer Commanding-in-Chief on 12th September, 1919, gave this figure as 23,000, since when 2,000 have been evacuated.
Estimated strength on 15th November, 1919 ..	18,000	73,000	16,000	91,000	198,000	60,000	
1st January, 1920 ..	17,000	61,000	16,000	70,000	154,000	104,000 (c)	(c) The General Officer Commanding-in-Chief agreed that a total reduction of 94,000 could be made by 1st December, 1919.

NOTE.—The actual strength on 25th October, 1919, was 18,800.

Forecasts of Recruiting
and Strengths.

378

TABLE G.
India.

		Notes.
Strength, British other ranks on 1st August, 1919 ..	59,146	(a.) The pre-war garrison of India was 72,852, included in which were 9 British cavalry regiments and 52 infantry battalions. No other ranks for Royal Engineers, Royal Army Service Corps or Royal Army Medical Corps were included in the establishments. The proposed establishments as demanded by India are 6 cavalry regiments, 38 infantry battalions, 7 machine-gun corps battalions, 8 machine-gun corps motor batteries, 43 armoured car batteries, 38 trench mortar batteries, Royal Engineer signals, Royal Army Service Corps and Royal Army Medical Corps. These proposals have not received the endorsement of the Secretary of State. They are now undergoing examination.
" " " 29th September, 1919 ..	66,000	
Estimated British other ranks on 15th November, 1919 ..	66,000	
" " " 1st January, 1920 ..	79,000(a)	

NOTE.—The actual strength on 15th November, 1919, was 53,000.

NECESSITY FOR CONTINUATION OF RECRUITING.

TABLE H.
Forecast of Situation on 1st February, 1920.

Establishments to be filled on 1st February, 1920 (a)	—	(a.) All men must be volunteers, and the majority must be fully trained.
<i>Home—</i>		(b.) Six Army of Occupation Battalions total 3,600 have been deducted from 48,000 shown for Ireland in Table A.
Ireland	44,400(b)	(c.) Two Army of Occupation Divisions (Eastern and Highland)—total 14,400—have been deducted from the 110,000 shown for Great Britain in Table A.
Great Britain	95,600(c)	(d.) No account is taken for any troops in France and Flanders, or for the Plebiscitary Division which will be Army of Occupation units. The General Staff is unable to forecast, even approximately, the date on which the Plebiscitary Division can be dispensed with. If, however, it has to be maintained after the 1st February, 1920, it will be necessary to provide an additional 15,500 regulars to replace the Army of Occupation personnel who must be demobilized before the 30th April, 1920. Consequently we shall in these circumstances have a deficit of 78,500 to be made good by recruiting.
	140,000	
<i>Overseas (d)—</i>		
Overseas garrisons	126,000	
Rhine Garrison	14,500	
Black Sea	12,500	
Total	153,000	
Deduct numbers of volunteers already enlisted who will be available on 1st February, 1920	230,000	
Deficit to be made good by 1st February, 1920	68,000	

TABLE J.
Forecast of Situation on 1st April, 1921.

I.—Number of men in the Regular Army who have voluntarily enlisted on the 29th September, 1919	230,000	
For the period 30th September, 1919, to 1st April, 1921, deduct—		
Time expired	65,000	
Non-effectives discharged	20,000	
Normal wastage	19,000	
	104,000	
Balance on 1st April, 1921	126,000	
II.—The following would seem to be the minimum requirements on 1st April, 1921 :—		
India	79,000 (a)	(a.) Subject to reduction (see Table G).
Mesopotamia	17,000	
Egypt and Palestine	18,000	
Colonies and fortresses.. .. .	10,000 (b)	(b.) Pre-war garrisons, 27,000.
Ireland	24,000 (c)	(c.) As at pre-war figure.
Great Britain	95,000	
Rhine	12,500	
	255,500 (d)	(d.) The following reductions have been allowed :—
		For Black Sea 12,500
		Plebiscitary Division 15,500
		Total 28,000
To meet these requirements there will be in hand on 1st April, 1921 (see I. above)	126,000	
Deficit to be made good by 1st April, 1921	129,500	

SECTION 6.

RECRUITING OVERSEAS.

(a.) DOMINIONS (WHITE POPULATION).

Dominion.	Male population.	Date of Census.	Numbers recruited August, 1914, to November, 1918.
Australia	Estimated at 2,800,000	1911	Military.. .. 416,809 Naval 3,856
Canada	3,821,975	1911	Sent overseas .. 418,052 124,211
New Zealand.. .. .	Estimated in 1917, 537,360	From 1911 Census	
Union of South Africa	738,866	Preliminary 1918 Census	Sent overseas .. 136,074*
Newfoundland	124,305	1911	Military.. .. 9,826† Naval 2,053
Other Colonies	?	?	12,000

* It is impossible to get correct figures, many of this number having been overseas to two or three different theatres of war.

† This includes about 3,000 who joined the Canadian forces.

The above figures were obtained from the High Commissioners of the Dominions concerned, excepting those for "other Colonies."

For further details of recruiting in the Dominions, see pages 739 to 779.

The population figures of the Dominions are mainly those of the 1911 census and, therefore, probably err somewhat on the side of under-estimation.

A careful investigation of the figures for Great Britain shows that the proportion of men aged from 18 to 41, both inclusive, who are fit to be placed in Category "A," is about 25 per cent. of the total male population, while the number of men of the same ages fit for other military service is roughly 15 per cent. These percentages have been used as a basis for calculating the estimated number of men in the Dominions fit for military service.

No account was taken of Imperial reservists recalled to the Regular Army, nor of men who have voluntarily proceeded to the United Kingdom to enlist there. It is probable that the number who served under this head and who came from Canada and South Africa exceeded those from the more distant Australia and New Zealand. South Africa estimated her contribution at over 5,000.

In any comparison, the different economic conditions of the several Dominions must be kept in mind. Many of the staple industries (*e.g.*, gold mining in South Africa, the lumber trade in Canada, &c.) do not lend themselves readily to the substitution of female labour.

In view of future requirements the number of youths attaining the age of 18 in each year is an important point. For the present purpose it may be estimated that in white communities the proportion of males reaching the age of 18 in any one year is 2 per cent. of the total male population surviving in that year. Of the youths thus annually becoming available, about 66 per cent. may be taken as fit for Category "A," and 30 per cent. for other military service.

The estimated number of youths who will attain age of 18 in each year is as follows :—

Country.	Number of youths attaining age 18 each year, say	Of whom likely to become Category "A."
Canada (British extraction) ..	30,000 }	33,000*
Canada (French extraction) ..	20,000 }	
Australia	50,000	33 000
New Zealand	11,000	7,300
South Africa	5,500	3,700
Total	116,500	77,000

* This figure is too high as it assumes that youths of French extraction will all be available.

The estimates arrived at in the tables on the previous page are probably, in the case of the Dominions, on the low side, for the following reasons:—

- (1.) The age distribution in the Dominions may be expected to differ considerably from that of the Mother country, as in the former there will be proportionally a much greater number of men in the prime of life.
- (2.) The percentage of rural population to urban population is likely to be much higher in the Dominions than at Home.
- (3.) A very considerable proportion of the population in the Dominions is composed of emigrants from Great Britain who are for the most part of very good physical fitness, *e.g.*, in the case of some of the Dominions men suffering from diseases such as tuberculosis, &c., are not permitted to land.
- (4.) Another reason for an expected good yield of men is the fact that in Australia, New Zealand and South Africa, little munition work is being done, and in Canada a much smaller percentage of the population is engaged on this work than is the case in the United Kingdom.

On the other hand, the number of youths annually becoming available is probably slightly over-estimated, owing to the fact that the white population in the Dominions has been rapidly increasing.

An examination of the foregoing tables would seem to indicate that—

- (1.) Very few additional men were to be expected from South Africa.
- (2.) A very considerable number could still be supplied by Australia.
- (3.) A fair number could still be supplied by New Zealand.
- (4.) As regards Canada—
 - (a.) Those born in the United Kingdom have quite done their share.
 - (b.) Of Canadian born—British extraction—a large number were still available.
 - (c.) The large reservoir—Canadian born, French extraction—made practically no contribution to our Army.

AUSTRALIA.

The population of Australia, though fairly homogeneous, contains a number of troublesome elements which militate against intensive utilization of man-power.

Owing to political opposition it was impossible to introduce compulsory military service for overseas. Universal military training for home service was in force

The census of 1911 showed the following age-distribution of male population :—

Cadet age (12 to 18)	about 260,000
Citizen soldier age (18 to 26)	„ 366,000
Age 26 to 35	„ 330,000
Total (age 18 to 35)	„ 696,000
Total (age 35 to 60)	„ 614,000

Total male population—

Estimated, 1914	2,551,431
Estimated, 1918	2,600,000
Aged 18 to 45 (after deducting men already in Overseas Service), June, 1916	635,500
Aged 18 to 60, in industries, on 31st October, 1917	124,000

(b.) INDIA.†

The following Table shows the Man-power of the Chief Fighting Races of India :—

Tribe.	Male Population, 1911.	Males between 20 and 40.	Estimated Category "A."	Serving in Army or Military Forces, 1.1.1915.	Percentage of men serving to estimated Category "A" men.	Remarks.
Jat Sikhs	951,572	285,248	95,000	35,617	37	* No figures obtainable.
Khatri Sikhs	172,000	37,202	17,000	1,069	6.2	
Other Sikhs	*	*	*	6,284	..	
Punjabi Musalmans	1,450,000	*	145,000	45,820	31	
Dogras	172,074	53,517	17,000	12,408	72	
Rajputs	1,210,000	686,119	121,000	19,307	16	
Brahmans	2,444,205	784,217	244,000	4,879	2	
Gujars	310,000	*	31,000	2,018	6	
Gurkhas	*	*	*	27,113	..	
Garwhalis	*	*	*	3,155	..	
Jats	495,744	167,112	49,000	12,399	25	
Mahrattas	719,025	212,167	71,000	7,251	10	
Hindustani Musalmans	742,445	260,630	74,000	13,023	17	
Baluchis	*	*	*	516	..	
Pathans	*	*	*	27,523	..	
Others	*	*	*	13,247	..	
Others	*	*	*	16,139	..	
Total	247,768	..	

† For further particulars see p. 777.

The figures in the above table are based on the returns of 1st January, 1915, but since that date about 69,000 recruits, surplus to wastage, have been enlisted. The Government of India also undertook to raise 16 new Infantry battalions.

As regards the white population in India, there were 44,000 efficient Volunteers of whom it was proposed to embody permanently a sufficient number to permit of the release of six British battalions for service outside India, and to organize, equip and train the remainder adequately to meet any sudden emergency.

(c.) BRITISH PROTECTORATE IN EASTERN AFRICA (EAST AFRICA PROTECTORATE, UGANDA, NYASALAND).

On the outbreak of war the East Africa Protectorate and the Protectorates of Uganda, Nyasaland and Zanzibar were thrown at first on their own resources for the protection of their frontiers from the enemy forces in German East Africa.

The normal peace-time garrison consisted of three battalions of the King's African Rifles (native East African troops with European officers) at a strength in all of about 2,300. To supplement these forces the European male population of each Protectorate immediately came forward and formed local volunteer forces, variously designated. At the same time a proportionate number of natives were enlisted from those who volunteered, to provide for non-combatant services of portage and military labour.

After a period of stress, during which these local forces were engaged in numerous offensive and defensive engagements against an energetic enemy working on interior lines, expeditionary forces from India, then from South Africa, and later from West Africa, supplemented by details from the United Kingdom, gradually came into the field and opened the campaign on the scale necessary to invade a territory twice the size of Germany in Europe.

With the arrival of these forces, the task of the Protectorates increased rather than diminished. The European volunteer units were, for the most part, broken up, but only in order that their personnel, valuable for their knowledge of the native languages and of local conditions, might be distributed among subsidiary units, such as the East African Military Labour Corps, which grew into a large organization for controlling native labour for the whole of the forces engaged in the campaign.

Meanwhile, no efforts were spared to increase the number of trained native combatants, and the expansion of the King's African Rifles from 3 to 22 battalions ensured a supply of acclimatized troops who, as other units were in time withdrawn with their health shattered by the rigours of the climate, formed, during the last two years of the campaign, a large proportion of the total British force engaged.

The absence of roads and the prevalence of the tsetse-fly made motor and pack transport impracticable throughout large areas of the enemy territory, and the demand for carriers taxed the resources of the Protectorates to the utmost.

The figures given below are in all cases approximate, but serve to show the manpower effort of the European and native population. In addition, a considerable number of the Asiatic population served, mainly in non-combatant services; but the figures are not available.

(1.) *Total number of men raised in East Africa during the War for the campaign against German East Africa:—*

—	European.	Native Com- batant.	Native Non- Combatant.
East Africa Protectorate, Uganda and Zanzibar ..	2,300	24,000	400,000
Nyasaland	800	10,000	200,000
Total	3,100	34,000	600,000

(2.) *Total number of men raised in East Africa during the War for the campaign against German East Africa who were killed or died of wounds or disease:—*

—	European.	Native Com- batant.	Native Non- Combatant.
East Africa Protectorate, Uganda and Zanzibar ..	175	3,000	44,000
Nyasaland	60	1,500	4,000
Total	235	4,500	48,000

3. *The following figures relate to the King's African Rifles only:—*

(i.) *Strength of the force (viz., 3 battalions) on 5th August, 1914—*

British officers	62
British non-commissioned officers	2
Native rank and file	2,319

(ii.) Strength of the force (viz., 22 battalions) on 1st November, 1918—

British officers	1,423
British non-commissioned officers	2,046
Native rank and file	31,955

(d.) RHODESIA.

An infantry battalion formed from the white population in Southern Rhodesia was offered to the Union Government in 1914, and took part in the rebellion in South Africa and the German South-West African campaign. It was then disbanded. A second battalion was subsequently raised, and employed in German East Africa, where it was heavily drawn upon for officers for the King's African Rifles. It returned to Rhodesia in April, 1917, and many of the officers and men proceeded to Europe for service in the Western Front. A white volunteer force from Southern Rhodesia also served through the greater part of the war in the operations in the neighbourhood of the North Eastern Rhodesia-German East African frontier.

The white population of the two Rhodesias was heavily drawn on, the number of Rhodesians on active service during the war being estimated at 5,200 out of a total European population of some 35,000.

Two native regiments were raised in Southern Rhodesia for service in connection with the German East African campaign. In addition to natives enlisted in these regiments, and those enlisted in the Northern Rhodesia Police and the King's African Rifles, large numbers of Rhodesian natives were employed as carriers. It is estimated that from 30,000 to 40,000 natives were in constant employment, and that in North-Eastern Rhodesia 40 per cent. of all available male natives were at times engaged on war work.

(e.) WEST AFRICA.

The population of the four West African Colonies, Nigeria, Gold Coast, Sierra Leone, and the Gambia, reaches a high figure, but it has to be borne in mind that a comparatively small portion only provides any fighting material. Recruiting for combatants, therefore, had necessarily to be confined to the fighting tribes only.

The normal garrison of these Colonies, as maintained by their own Governments, consisted of the West African Frontier Force, recruited from local African natives and officered by British officers seconded from the British Army. The strength of this force was approximately :—

Nigeria Regiment	...	175 officers,	101 British N.C.Os.,	4,996 native ranks.
Gold Coast Regiment	...	39	11	1,433
Sierra Leone Battalion	...	28	1	644
Gambia Company	...	4	2	128

During the course of the war, the total numbers employed with the West African Frontier Force amounted to the following :—

Nigeria Regiment	...	1,587 Europeans,	13,980 native ranks.
Gold Coast Regiment	...	397	9,890
Sierra Leone Battalion	...	48	646
Gambia Company	...	20	351

The Gold Coast Regiment took the main part in the capture of Togoland in August, 1914, whilst practically the whole of the West African Frontier Force served throughout the operations in the Cameroons. On the conclusion of these operations, the Gold Coast Regiment proceeded to East Africa, where they were followed by the Nigerian Overseas Contingent consisting of one battery, four battalions of infantry, signal section, machine-gun company, and a small medical establishment, formed from the Nigeria Regiment. This contingent was accompanied by the Gambia Company.

Recruiting depôts and training centres were established in Nigeria, the Gold Coast, and the Gambia, to deal with the upkeep of the overseas forces, and recruiting for internal security.

All available white males in West Africa volunteered for military service, and as many as possible were released for this purpose, local staffs being reduced to the irreducible minimum.

During the course of the campaigns in Togoland and the Cameroons, very considerable numbers of West African natives were employed as carriers. Exact statistics are not available, but the number ran into tens of thousands.

For service in East Africa a properly organized Carrier Corps, numbering nearly 10,000 strong, was raised in Nigeria and Sierra Leone.

At the request of the War Office, motor transport personnel were raised in Nigeria and the Gold Coast. The total number employed on this service was :—

Nigeria	3 Europeans,	250 native ranks.
Gold Coast	6 „	1,197 „ „

In addition, Kroomen and carriers for inland water transport in Mesopotamia were enlisted.

(f.) MAURITIUS, CEYLON, &C., AND THE FAR EAST.

In Hong Kong, Ceylon, Mauritius and Seychelles all available white males volunteered. Hong Kong and Ceylon undertook local defence, so releasing the Indian infantry battalions. In Ceylon and Mauritius the black and coloured populations were unsuitable for fighting purposes and were employed as labour units or munition workers.

(g.) WEST INDIES AND BERMUDA.

Country.	Approximate coloured male population. Census 1911.	Approximate white male population.	Numbers serving.		Remarks.
			Coloured.	White.	
West Indies	686,000	14,000	} 15,200	750	Round figures.
British Honduras	19,000	1,000			
British Guiana	147,000	7,000			
Bermuda	6,500	3,500	240	120	
Total	858,500	25,500	15,440	870	

A British West Indies contingent was formed, absorbing only a small proportion of the coloured population.

(h.) THE MEDITERRANEAN.

Country.	Male population, 1911.	Estimated Category "A" men.	Numbers serving.	Remarks.
Gibraltar	9,228	2,000	Nil	* Being raised.
Malta	105,600	25,000	3,000	
Cyprus	139,383	30,000	3,000*	

In Gibraltar the civil population were technically camp followers and not suitable for military service. A local Volunteer Force existed and a certain number of civilians were serving with the Royal Garrison Artillery in subordinate positions to replace trained men sent home for service elsewhere.

Malta raised a labour battalion (1,000 strong) which was sent to Salonica. The Royal Malta Artillery and two infantry battalions formed part of the local garrison.

In Cyprus muleteers were recruited for service at Salonica.

SECTION 7.

RECRUITING SINCE THE SIGNING OF THE ARMISTICE.

(11th November, 1918, to 1st April, 1920.)

RECRUITING UNDER THE MINISTRY OF NATIONAL SERVICE

All calling-up under the Military Service Acts was suspended at midday on 11th November, 1918, and from that date until 15th January, 1919, posting was confined to men who had previously been called up and reported themselves. The Ministry of National Service subsequently to 11th November, 1918, only recruited and handed over to the Military Authorities men between 18 and 25 years of age who presented themselves voluntarily for enlistment and who were willing to be attested for the full period of 12 years' Army Service to fill vacancies existing in the Regular Establishment. The number of recruits so enlisted during the period 11th November, 1918, to 15th January, 1919, was 1,139.

RE-ENLISTMENT OF SERVING SOLDIERS.

Meanwhile, the necessity for refilling at an early date the depleted ranks of the old Regular Army in order to provide oversea garrisons and reserves at home having become evident, an Army Order was published on the 10th December, 1918, *see p. 392*, authorizing the re-enlistment of serving soldiers for periods of, approximately, 2, 3 or 4 years. Bounties of 20*l.*, 40*l.* and 50*l.*, respectively, were given, in addition to any pension, bounties or gratuities due on account of war or other services, to men re-enlisting for these periods. This Army Order, which became Army Order 4 of January, 1919, was subsequently further extended by Army Orders 124 and 125 of 1919, of which the former slightly modified the conditions and of which the latter applied them so modified, to men serving as members of Overseas Contingents. Re-enlistments under Army Order 124 were closed by Army Order 329 (published on 27th September, 1919) from the date of its receipt in the various Commands. The total number of men re-enlisted under these Army Orders, with bounty, was 74,930. A detailed statement of these numbers is given on pages 394 and 395.

There was considerable delay, owing to postal and other difficulties, in reporting to Record Offices, re-enlistments under this Army Order which were being carried out simultaneously all over the world. This fact, combined with the very heavy pressure of work in those offices caused by demobilization, resulted in certain popular infantry regiments receiving more than their proper quota, and becoming somewhat congested with short service men. Otherwise, the results may be considered satisfactory.

RECRUITING ORGANIZATION IN THE UNITED KINGDOM.

On 15th January, 1919, recruiting from civil life for the Regular Army was resumed on pre-war lines, the Ministry of National Service being relieved of all duties in this connection as from that date. Pending the elaboration of an improved recruiting organization, and a decision being reached with regard to the general terms and conditions of service, rates of pay, allowances, &c., which would obtain in the future, it was decided not to enter immediately upon active recruiting operations. At the same time, in view of the necessity for rebuilding the framework of the after war army by enlisting men on normal engagements in addition to those joining for short periods, it was regarded as essential to provide every facility for such recruits as might come forward for enlistment, and to afford them every encouragement to do so. It was consequently decided to revert provisionally to the general recruiting organization and procedure in force before the war, namely, that in certain cities and large towns special areas should be formed under selected officers, and that elsewhere the officers commanding infantry depôts should direct the recruiting service within the limits of their regimental districts.

The staff for the above scheme was provided by the re-appointment of a certain number of the pensioner recruiting staff formerly employed by the Military Authorities and taken over by the Ministry of National Service, and by utilizing the services of the existing staff of regimental depôts, supplemented, where necessary, by serving officers and non-commissioned officers specially detailed for recruiting duties. General Officers Commanding-in-Chief were made directly responsible for all recruiting arrangements in their commands, with the exception of London, which was again placed under a serving officer who was appointed Chief Recruiting Staff Officer, and in addition to his duties in charge of the London area, was an officer on the War Office Staff, and was responsible to the War Office for the inspection and supervision of recruiting in the United Kingdom generally, pending the appointment of staff officers to undertake these duties in the Commands.

APPOINTMENT OF STAFF OFFICERS.

During the first half of May, 1919, staff officers charged solely with the duty of inspecting and supervising recruiting were re-appointed to the commands in Great Britain, and a similar staff officer replaced the Assistant Inspector of Recruiting in the Irish Command. They have been graded as Deputy-Assistant Adjutant-Generals, provided they hold field rank and in the capacity of Staff Officers to the General Officer Commanding in-Chief of the Command, undertake all the recruiting duties which before the outbreak of war were assigned to officers commanding districts. The assistance which they have been able to afford to the responsible Branch at the War Office and to Recruiting Areas in their Command has fully justified their appointment, and the results achieved must be attributed largely to their efforts.

RECRUITING FROM CIVIL LIFE FOR THE REGULAR ARMY.

On 1st April, 1919, an active recruiting campaign was opened. Every effort was made to raise men on normal engagements and under Army Order 155 of 1919, published on that date, demobilized soldiers were permitted to re-enlist on conditions generally similar to those published in Army Order 4 of 1919, but without the right to special bounty.

By Army Order 238 of 1919, the conditions of enlistment under Army Order 155 of 1919 were extended in order that a limited number of men (including men who have not previously served, but who possess special qualifications) might be permitted to enlist for one year with the Colours. Corps open for recruiting under these conditions, the age limit and physical standard required for the various corps, and any other special conditions are notified from time to time in Recruiting Instructions and circulars.

Army Order 155 of 1919 was further amended by Army Order 413 of November, 1919, under the conditions of which men who have not previously served are permitted to enlist for periods of 1, 2, 3 or 4 years with the Colours in certain corps, similarly notified in Recruiting Instructions as in the case of Army Order 238 of 1919. Separation allowance is not payable in respect of any man without previous service who enlists under this Army Order for 2, 3 or 4 years, and, further, in no case is dependants' allowance resumed in respect of any men who re-enlist for 1, 2, 3 or 4 years after 2nd December, 1919.

The following précis shows the recruits raised up to 1st April, 1920, on normal engagements and under the above Army Orders:—

RECRUITS RAISED FROM CIVIL LIFE BETWEEN THE 15TH JANUARY, 1919, AND 1ST APRIL, 1920, FOR THE REGULAR ARMY ON NORMAL ENGAGEMENTS AND ENGAGEMENTS FOR SHORTER PERIODS WHICH WILL EXPIRE AFTER 1ST MAY, 1920.

	Normal period.	Army Order 155 of 1919.	Army Order 238 of 1919.	Army Order 413 of 1919.	Total by corps.
Household Cavalry	89	1	90
Cavalry of the Line	9,074	510	9,584
Royal Horse Artillery	615	88	4	1	708
Royal Field Artillery	12,251	2,844	48	..	15,143
Royal Garrison Artillery	2,344	1,105	8	1	3,458
Royal Engineers	2,216	1,082	4,375	694	8,367
Foot Guards	4,582	412	4,994
Infantry of the Line	44,445	19,024	4,214	1	67,684
Military Foot and Military Mounted Police.	..	22	863	..	885
Tank Corps	2,786	188	2,974
Machine-Gun Corps	3,769	1,371	5,140
*Royal Army Service Corps	5,259	1,663	5,013	2,719	14,654
Royal Army Medical Corps	1,198	392	2,534	36	4,160
*Royal Army Ordnance Corps	457	360	1,675	301	2,793
†Royal Army Veterinary Corps	282	60	54	..	396
Army Pay Corps	54	54
Army Gymnastic Staff	1	1
Corps of Army Schoolmasters	13	13
Corps of Military Accountants	3	..	3	..	6
Total	89,383	29,177	18,791	3,753	141,104

* These corps are closed to recruiting under Army Order 238 of 1919 with the exception of a few skilled trades.

† Closed entirely to recruiting.

SPECIAL RECRUITING MISSION FOR THE ROYAL ARMY SERVICE CORPS, MECHANICAL TRANSPORT.

On 1st January, 1920, a special recruiting campaign for the Royal Army Service Corps, Mechanical Transport, was commenced, owing to the large demand for personnel being made for this branch of the corps in the East.

The campaign was conducted under a Royal Army Service Corps officer. Seven officers and 24 Royal Army Service Corps, Mechanical Transport, non-commissioned officers were detailed throughout the United Kingdom, working under direct instructions from the Royal Army Service Corps Officer in Charge of the campaign, in conjunction with the Deputy-Assistant Adjutant-Generals for recruiting in commands.

On 13th March, 1920, 5,210 recruits had been obtained.

The requirements being subsequently slightly reduced, the number obtained has necessitated the closing down of recruiting for this branch of the Service, with the exception that a number of ex-non-commissioned officers and a few skilled artificers are still required.

An average of 520 recruits a week was obtained for that branch of the corps during the special campaign.

INSTRUCTIONS AND ARMY ORDERS OPENING ENLISTMENTS FOR SHORT PERIODS FOR SPECIAL PURPOSES.

On 8th April, 1919, for a Relief Force for North Russia men were recruited voluntarily from amongst demobilized and discharged trained soldiers. The branches of the service open to recruiting for this Force were:—Royal Field Artillery, Royal Engineers (Field, Signals, Postal), Infantry, Machine-Gun Corps, Royal Army Service Corps, Royal Army Medical Corps and Royal Army Ordnance Corps. The total number of men obtained for this Force was 5,344.

On 26th April, 1919, for the Stores Section, Royal Engineers, by Army Order 164 of 1919 (subsequently modified by Army Order 235 of 1919). All candidates had to be 38 years of age or over and fit for categories B (i), B (ii) or B (iii). The number of men enlisted up to 25th June, 1919, was 4,667. Recruiting under this Army Order for the Royal Engineers was, however, generally closed on 25th June, 1919, after which date men were accepted for one year under Army Order 238 referred to above.

Meanwhile, by Army Orders 156 and 195 of 1919, in order to relieve men anxious to return to civil life, the enlistment of men serving as members of certain Oversea Contingents, the Royal Naval Reserve and the Royal Marines, and of ex-soldiers and others required for garrison duties, was permitted for a period up to 30th April, 1920. Some 10,500 men were enlisted under these conditions. Recruiting under Army Order 195 was closed on 11th August, 1919.

On 10th May, 1919, recruiting was opened for the same period under Army Order 196 for the Labour Corps, which urgently required men for special duties connected with the scheme for the exhumation of bodies and the centralization of military cemeteries in France. Additional pay of 3s. per diem in the case of warrant and non-commissioned officers and 2s. 6d. in the case of other ranks was promised to these men for days when they were actually employed on exhumation duties. This attracted large numbers of applicants, 15,445 were actually enlisted, and though, owing to the difficulty of laying down physical standards for duties which were not military, and the necessity, in order to avoid competition with ordinary recruiting, for refusing men eligible to join as regular soldiers, a certain number of unsuitable men were enlisted and have been discharged, the residue are, it is understood, carrying out their duties in a satisfactory manner.

In December, 1919, it was decided to re-open recruiting for garrison battalions, but this time under Army Order 238, each man signing a statement to the effect that although enlisted for 1 year he realized he would not be retained that period, should his services be no longer required at an earlier date. These men were immediately on enlistment despatched to France and there distributed as required for garrison duties, volunteers being employed to keep exhumation units up to an establishment of 10,000 diggers. Recruiting for these battalions was closed on 11th February, 1920.

OTHER RECRUITING INSTRUCTIONS ISSUED DURING THE PERIOD.

Early in the year 1919 it was decided to accept recruits between the ages of 17 and 18 years on man's pay and on a normal engagement for the Cavalry and Infantry of the Line, provided they obtained their parents' consent to enlist, were willing to enlist for 9 years with the Colours and 3 years in the reserve, could pass the tests for physical fitness laid down for the corps selected and were in other respects fully qualified. The number of recruits so enlisted on 1st April, 1920, was 9,422.

In order that the Army might be in a better position in the future to provide and train its own tradesmen, and so to some extent be relieved of the necessity for enlisting

skilled tradesmen from civil life, it was decided during the latter half of 1919, in the case of certain of the technical corps, considerably to increase the number of boys allowed by Recruiting Regulations, 1912 (reprint 1914), paragraph 148, for training as artificers as follows :—

Royal Artillery raised from 182 to 450.

Royal Engineers raised from 72 to 420.

Tank Corps allotted 50.

Royal Army Service Corps (M.T.) allotted 500.

Royal Army Service Corps (H.T. and Supply) allotted 230.

Towards the end of July, 1919, returns began to arrive from Records showing that owing to their popularity, referred to above, several infantry regiments had taken so many short period recruits under Army Orders 4 and 124 of 1919, that with those taken from civil life they were already over the peace establishment of 1914. In such cases it became necessary to check recruiting by raising the standards and restricting the areas in which recruiting for these regiments was open. Subsequently, recruiting in various other infantry regiments was of necessity similarly checked, and recruiting for short periods under Army Order 155 of 1919 referred to above has been closed in such cases.

Owing to the difficulty of finding accommodation for the families of a large number of married men and the financial and other objections to the payment of separation and dependants' allowance on an unlimited scale, instructions were issued on 30th September, 1919, requiring War Office authority for the enlistment of any married man or man with dependants.

These measures were no doubt partly responsible for the falling off in the number of recruits raised which began to be apparent at the beginning of October, 1919. An instruction issued demanding that particular care should be taken to avoid the enlistment of men of poor physique or doubtful antecedents has no doubt also had a contributory effect.

In order further to reduce expenditure, an instruction was issued on 17th March, 1920, stopping the re-enlistment of married men under Army Order 155 of 1919.

About the middle of March, 1920, it was found necessary to check the flow of recruits to the Royal Horse and Royal Field Artillery. In order to avoid closing the branch of the Service to recruiting, each intending recruit is now subjected to a special educational test instead of raising the physical standards, which are already high. The results of this experiment are not yet apparent.

RECRUITING ADVERTISEMENTS.

It was decided during June, 1919, to commence a pictorial poster campaign, and orders were given for some 20 different designs by well-known poster artists embodying all branches of the service. A general distribution of these posters was made throughout the country, and some 300,000 posters were sent out through Commands, Chief Recruiting Staff Officer, London, Railway Companies, General Post Office, and Messrs. Thomas Warden and Co., with whom a contract was arranged for a 2 months' general hoarding display. This contract was extended for 1 month, and a fresh contract covering 6,500 double crowns was entered into to cover Ireland for 2 months. Lantern slides of these posters have been produced and are being shown throughout the Cinema Theatres in London and the Provinces.

The results which are ascribed to this poster campaign proved eminently satisfactory and a similar campaign was inaugurated in January, 1920, with the special object of raising recruits for the Foot Guards, Royal Engineers, Royal Army Service Corps, Royal Army Medical Corps and Royal Army Ordnance Corps, which has been extended to run until the end of April, 1920. A general advertising campaign was also started in the Press, which continued until the end of February, 1920.

TERRITORIAL ARMY.

The Secretary of State for War having publicly announced on 30th January, 1920, that recruiting for the reconstructed Territorial Army would commence on 16th February, 1920, recruiting was accordingly opened on that date. The total number of recruits raised during February and March was 5,002; this small number was attributed to the fact that in many units commanding officers, permanent staffs and other officers, had not yet been posted or appointed, and that units were unable to commence a serious recruiting campaign until they were in proper working order. Representations have been received pointing out that men will not come forward for enlistment until they know what officers they are to serve under, company officers as well as commanding officers, and bearing in mind the fact that sentiment plays a very important part in connection with the Territorial Army, this can be readily understood.

(a.) OTHER RANKS SERVING ON NORMAL ENGAGEMENTS.

RETURN of Warrant Officers, Non-commissioned Officers and Men serving on normal engagements on 31st March, 1919, with one or more years further Colour Service to complete. (All arms included.)

(Re-enlisted men under Army Order 4 of December, 1918, are not included.)

Summary all arms.	Warrant Officers.			Non-commissioned Officers.			Privates.			Grand Total.		
	Home.	Overseas.	Total.	Home.	Overseas.	Total.	Home.	Overseas.	Total.	Home.	Overseas.	Total.
1st April, 1919, to 31st March, 1920—												
A or B (i.).. .. .	134	451	585	484	2,734	3,218	580	7,262	7,842	1,198	10,447	11,645
B (ii.) or under	39	..	39	176	..	176	345	..	345	560	..	560
1st April, 1920, to 31st March, 1921—												
A or B (i.).. .. .	231	394	625	702	2,279	2,981	916	5,579	6,495	1,849	8,252	10,101
B (ii.) or under	60	..	60	215	..	215	466	..	466	741	..	741
1st April, 1921, to 31st March, 1922—												
A or B (i.).. .. .	167	285	452	523	1,729	2,252	673	4,610	5,283	1,363	6,624	7,987
B (ii.) or under	43	..	43	181	..	181	320	..	320	544	..	544
1st April, 1922, to 31st March, 1923—												
A or B (i.).. .. .	124	206	330	367	1,375	1,742	515	2,401	2,916	1,006	3,982	4,988
B (ii.) or under	29	..	29	124	..	124	216	..	216	369	..	369
1st April, 1923, to 31st March, 1924—												
A or B (i.).. .. .	94	171	265	299	883	1,182	546	1,446	1,992	939	2,500	3,439
B (ii.) or under	22	..	22	86	..	86	130	..	130	238	..	238
1st April, 1924, to 31st March, 1925—												
A or B (i.).. .. .	81	155	236	235	644	879	901	1,113	2,014	1,217	1,912	3,129
B (ii.) or under	22	..	22	73	..	73	170	..	170	265	..	265
1st April, 1925, onwards—												
A or B (i.).. .. .	257	250	507	590	1,218	1,808	2,486	1,893	4,379	3,333	3,361	6,694
B (ii.) or under	46	..	46	112	..	112	387	..	387	545	..	545
Total with one or more years to complete—												
A or B (i.).. .. .	1,088	1,912	3,000	3,200	10,862	14,062	6,617	24,304	30,921	10,905	37,078	47,983
B (ii.) or under	261	..	261	967	..	967	2,034	..	2,034	3,262	..	3,262
Total	1,349	1,912	3,261	4,167	10,862	15,029	8,651	24,304	32,955	14,167	37,078	51,243

389
Other Ranks Serving on Normal Engagements.

**Recruits, Regular
Army. Re-enlistments
and Numbers Serving.**

390

**(b.) APPROXIMATE TOTAL OF REGULAR ARMY, SHOWING RECRUITS AND RE-ENLISTMENTS.
(From 4th January, 1919.)**

Date.	Recruits and re-enlistments of ex-soldiers.		Re-enlistments of serving soldiers.		Grand Totals.		Approximate numbers serving on normal engagement in addition to columns (2) to (7).	Approximate total of Regular Army, i.e., the sum of columns (7) and (8).
	Total for week.	Total to date.	Total for week.	Total to date.	Recruits and re-enlistments for week.	Recruits and re-enlistments to date.		
(1)	(2)	(3)	(4)	(5)	(6)	(7)	(8)	(9)
Up to Jan. 4th	4,233	74,000*	78,000
January 11th	4,263	8,486	73,650	82,000
" 18th	695	2,357	10,843	73,300	85,000
" 25th ..	502	1,197	2,700	14,543	3,202	14,740	72,950	88,000
February 1st ..	577	1,774	3,727	17,270	4,304	19,044	72,600	92,000
" 8th ..	937	2,711	6,235	23,505	7,172	26,216	72,250	98,000
" 15th ..	971	3,682	7,865	31,370	8,836	35,052	71,900	107,000
" 22nd ..	1,155	4,837	6,844	38,214	7,999	43,051	71,550	114,000
March 1st ..	1,227	6,064	4,205	42,419	5,432	48,483	71,200	119,000
" 8th ..	1,302	7,366	4,114	46,533	5,416	53,899	70,850	124,000
" 15th ..	1,620	8,986	5,341	51,874	6,961	60,860	70,500	131,000
" 22nd ..	1,295	10,281	6,231	58,105	7,526	68,386	70,150	138,500
" 29th ..	1,300	11,581	2,475	60,580	3,775	72,161	69,800	141,961
April 5th ..	1,427	13,008	949	63,436	2,376	76,444	69,350	145,794
" 12th ..	1,843	14,851	1,400	64,836	3,243	79,687	69,000	148,687
" 19th ..	1,487	16,338	952	65,788	2,439	82,126	68,650	150,776
" 26th ..	1,868	18,206	891	66,679	2,759	84,885	68,300	153,185
May 3rd ..	2,167	20,373	2,162	68,841	4,329	89,214	67,950	157,164
" 10th ..	2,711	23,084	820	69,661	3,531	92,745	67,600	160,345
" 17th ..	3,164	26,248	532	70,193	3,696	96,441	67,250	163,691
" 24th ..	5,702	31,950	444	70,637	6,146	102,587	66,900	169,487
" 31st ..	7,159	39,109	871	71,508	8,030	110,617	66,550	177,169
June 7th ..	9,151	48,260	501	72,009	9,652	120,269	66,200	186,469
" 14th ..	7,352	55,612	452	72,461	7,804	128,073	65,850	193,923
" 21st ..	6,191	61,803	374	72,835	6,565	134,638	65,500	200,138
" 28th ..	4,812	66,615	245	73,080	5,057	139,695	65,150	204,845
July 5th ..	4,326	70,941	302	73,382	4,628	144,323	64,800	209,123
" 12th ..	4,656	75,597	228	73,610	4,884	149,207	64,450	213,657
" 18th ..	4,414	80,011	412	74,022	4,826	154,033	64,100	218,133
" 26th ..	5,830	85,841	185	73,837	5,645	159,678	63,750	223,428
August 2nd ..	6,079	91,920	124	73,961	6,203	165,881	63,400	229,281
" 9th ..	5,554	97,474	164	74,125	5,718	171,599	63,050	234,694
" 16th ..	6,920	104,394	89	74,214	7,009	178,608	62,700	241,308
" 23rd ..	5,987	110,381	182	74,396	6,169	184,777	62,350	247,127
" 30th ..	5,085	115,466	144	74,540	5,229	190,006	62,000	252,006
September 6th	3,845	119,311	91	74,631	3,936	193,942	61,650	255,592
" 13th	3,095	122,406	94	74,725	3,189	197,131	61,300	258,431
" 20th	2,637	125,043	55	74,780	2,692	199,823	60,950	260,773
" 27th	2,167	127,210	55	74,835	2,222	202,045	60,600	262,645
October 4th ..	1,929	129,139	39	74,874	1,968	204,013	60,250	264,263
" 11th ..	2,058	131,197	45	74,919	2,103	206,116	59,900	266,016
" 18th ..	1,599	132,796	2	74,921	1,601	207,717	59,550	267,267
" 25th ..	1,477	134,273	4	74,925	1,481	209,198	59,200	268,398
November 1st	1,276	135,549	5	74,930	1,281	210,479	58,850	269,329
" 8th	1,201	136,750	..	74,930	1,201	211,680	58,500	270,180
" 15th	1,257	138,007	..	74,930	1,257	212,937	58,150	271,087
" 22nd	1,222	139,229	..	74,930	1,222	214,159	51,800	271,959
" 29th	1,496	146,725	3	74,933	1,499	215,658	57,450	273,108
December 6th	1,237	141,962	..	74,933	1,237	216,895	57,100	273,995
" 13th	1,252	143,214	..	74,933	1,252	218,147	56,750	274,897
" 20th	1,073	144,287	..	74,933	1,073	219,220	56,400	275,620
" 27th	661	144,948	..	74,933	661	219,881	56,050	275,931

* Of these 51,243 have more than 1 year's colour service to complete (see page 389).

(b.) APPROXIMATE TOTAL OF REGULAR ARMY, SHOWING RECRUITS AND
RE-ENLISTMENTS—*continued.*

Date.	Recruits and re-enlistments of ex-soldiers.		Re-enlistments of serving soldiers.		Grand Totals.		Approximate number serving on normal engagement in addition to columns (2) to (7).	Approximate total of Regular Army, i.e., the sum of columns (7) and (8)
	Total for week.	Total to date.	Total for week.	Total to date.	Recruits and re-enlistments for week.	Recruits and re-enlistments to date.		
(1)	(2)	(3)	(4)	(5)	(6)	(7)	(8)	(9)
1920.								
January 3rd ..	1,396	146,344	..	74,933	1,396	221,277	55,700	276,977
" 10th ..	2,037	148,381	..	74,933	2,037	223,314	55,350	278,664
" 17th ..	2,213	150,594	..	74,933	2,213	225,527	55,000	280,527
" 24th ..	2,179	152,773	..	74,933	2,179	227,706	54,650	282,356
" 31st ..	2,406	155,179	..	74,933	2,306	230,112	54,300	284,412
February 7th ..	2,329	157,508	..	74,933	2,329	232,441	53,950	286,391
" 14th ..	2,969	160,477	..	74,933	2,969	235,410	53,600	289,010
" 21st ..	2,918	163,395	..	74,933	2,918	238,328	53,250	291,578
" 28th ..	3,001	166,396	..	74,933	3,001	241,329	52,900	294,229
March 6th ..	1,865	168,261	..	74,933	1,865	243,194	52,550	295,744
" 13th ..	1,642	169,903	..	74,933	1,642	244,836	52,200	297,036
" 20th ..	1,604	171,507	..	74,933	1,604	246,440	51,850	298,290
" 27th ..	1,427	172,934	..	74,933	1,427	247,867	51,500	299,367
April 3rd ..	1,172	174,106	..	74,933	1,172	249,039	51,150	300,189
" 10th ..	1,267	175,373	..	74,933	1,267	250,306	50,800	301,106
" 17th ..	1,301	176,674	..	74,933	1,301	251,607	50,450	302,057
" 24th ..	1,359	178,033	..	74,933	1,359	252,966	50,100	303,066
May 1st ..	1,179	179,212	..	74,933	1,179	254,145	49,750	303,895
" 8th ..	1,339	180,551	..	74,933	1,339	255,484	49,400	304,884
" 15th ..	1,387	181,938	..	74,933	1,387	256,871	49,050	305,921

SECTION 8.

RECRUITING FOR OVERSEAS GARRISONS AND RESERVES AT HOME.

ARMY ORDER 4—10TH DECEMBER, 1918.

IV.—Provision of "other ranks" for Overseas Garrisons and Reserves at Home.—1. In order to provide the men for overseas garrisons and the necessary reserves at home, it has been decided that soldiers may re-enlist for service in the various arms for periods of approximately 2, 3 and 4 years respectively from date of re-enlistment, the object being to obtain equal numbers in these three classes. The conditions, terms, &c., under which men may re-enlist are notified herein for the information of all ranks.

2. *Men eligible to re-enlist*—

- (a) Men serving on "duration of war" engagements.
- (b) Men serving on regular normal engagements whose term of colour service has expired, or is due to expire before 1st April, 1919.
- (c) Men of the Special Reserve and Territorial Force.

3. *Periods of service.*—Men will be required to re-enlist for one of the following periods :—

- (a) From date of re-enlistment to 31st March, 1921.
- (b) From date of re-enlistment to 31st March, 1922.
- (c) From date of re-enlistment to 31st March, 1923.

4. *Qualifications*—

- (a) Must be of categories A or *B (i), as laid down in A.C.I. 1606 of 1917, as amended by A.C.I. 282 of 1918.
- (b) Must, on re-enlistment, be not under the age of 19 or over the age of 35.

5. *Conditions.*—

- (a) Re-enlistment will be for service in the following arms of the service only :—

Household Cavalry.
Cavalry of the Line.
Royal Artillery.
Royal Engineers.
Foot Guards.
Infantry of the Line.
Machine-Gun Corps.
Tank Corps.
Royal Army Service Corps.
Royal Army Medical Corps.
Royal Army Ordnance Corps.
Royal Army Veterinary Corps.
Army Pay Corps.
Military Provost Staff Corps.
Corps of Military Police.

- (b) (i) Men serving on a *regular normal engagement* will on re-enlistment resume their existing substantive rank and seniority.

- (ii) Subject to (e) below, men serving on any engagement *other than a regular normal engagement* will retain their existing substantive rank provided that such rank is not above that of serjeant (or its equivalent), with the following exception :—

If such men re-enlist into the Royal Engineers, Royal Army Service Corps, Royal Army Medical Corps, Royal Army Ordnance Corps, Royal Army Veterinary Corps, Army Pay Corps, Military Provost Staff Corps, and Corps of Military Police, they can only be accepted in the rank of private (or its equivalent).

- (iii) Men serving on any engagement *other than a regular normal engagement*, if holding substantive rank above that of serjeant may only be accepted provided they are willing to revert to the rank of serjeant, and subject to the provisions of (ii) above.

- (iv) Any warrant or non-commissioned officer who cannot be accepted under (ii) or (iii) above may elect to revert to a rank lower than serjeant on signing a statement that he is willing to do so.

* Amended by Army Order 15 of 1919.

- (c) Subject to the conditions set out in this Army Order men may only re-enlist in their present arm, except that :—

- (i) A man belonging to a corps not referred to in sub-paragraph (a) may re-enlist in any of the arms or branches of the service specified in that sub-paragraph for which he is considered generally suitable.

- (ii) A man who has previously served in an arm or branch of the service other than that to which he now belongs may, should he so wish, re-enlist in such arm or branch of the service, provided that he is one of those specified in sub-paragraph (a), and that he is generally suitable.

- (iii) A man serving on a *regular normal engagement* who elects to re-enlist under sub-paragraph (c) (ii) into one of the corps mentioned in sub-paragraph (b) (ii) may so re-enlist, provided that he is willing, if holding substantive warrant or non-commissioned rank, to revert to the place on the corps roster which he would have held had his transfer from that corps not been affected.

- (d) A man re-enlisting in one of the arms or branches of the service mentioned in sub-paragraph (a) will not be liable subsequently to be transferred from that arm or branch of the service to another without his consent. He will, however, should the exigencies of the service require, be liable to transfer at the discretion of the military authorities within that arm or branch of the service.

- (e) Acceptance for re-enlistment will be subject to the following limitations :—

- (i) The man, in the opinion of the approving officer, must be an efficient soldier in the rank and capacity in which he is to serve on re-enlistment.

- (ii) The numbers* that can be accepted in ranks of or above that of serjeant must necessarily be limited, as it must be in proportion to the number of rank and file re-enlisting.

- (iii) The numbers* (including the various classes of tradesmen) re-enlisting in any one arm or branch of the service will be limited by the requirements of that arm or branch.

- (iv) The numbers* re-enlisting for each of the three periods referred to in paragraph 3 must be approximately equal.

- (f) The above conditions will not prejudice the position of men who may desire at the termination of this new enlistment to remain in the service for the purpose of qualifying for pension, and who would under regulations now existing have had a claim to re-engage if they had continued to serve on their present attestations instead of re-enlisting.

6. *Terms.*—

- (a) *Pay.*—The ordinary rates of pay of the corps into which a man re-enlists laid down in the Royal Warrant for Pay, &c., and increased by Army Order 1 of 1918 will (subject to (b) below) continue in force for periods of re-enlistment, but special rates such as those authorized for wheelers, saddlers, motor drivers, clerks, &c., under Army Order 283 of 1914 and subsequent similar regulations, will not be continued after re-enlistment.

- (b) *Service* after the date yet to be fixed by Order in Council as that of the termination of the war will not count for increased war pay under Article 3 of Army Order 1 of 1918.

* Limitations as regards these numbers will be notified to those concerned in due course.

Recruiting for Overseas Garrisons and Reserves at Home.

(c) The rates of separation and dependants' allowance (including special parents' allowance) now in force will be continued in the case of men in respect of whom they are issuable at the date of this Army Order.

(d) *Bounties.*—In addition to any pension, bounties,* or gratuitiest to which men may be entitled on account of war or other service, special bounties at the following rates will be given to men re-enlisting for one of the three periods laid down in paragraph 3, provided they so re-enlist before 1st February, 1919 (re-enlistments subsequent to 31st January, 1919, will be subject to a *pro rata* reduction in bounty which will be notified later).

Each instalment of bounty will only be payable provided the man is still serving with the colours on the date on which such instalment becomes due. Should he become non-effective for causes other than misconduct, before the date on which an instalment becomes due, he will receive a proportion only of that instalment.

Men re-enlisting for service up to 31st March, 1921.
Three sums each of 6*l.* 13*s.* 4*d.*

The 1st payable on re-enlistment.
The 2nd payable on 31st March, 1920
The 3rd payable on 31st March, 1921.

Total, 20*l.*

Men re-enlisting for service up to 31st March, 1922.
Four sums each of 10*l.*

The 1st payable on re-enlistment.
The 2nd payable on 31st March, 1920.
The 3rd payable on 31st March, 1921.
The 4th payable on 31st March, 1922.

Total, 40*l.*

Men re-enlisting for service up to 31st March, 1923.
Five sums each of 10*l.*

The 1st payable on re-enlistment.
The 2nd payable on 31st March, 1920.
The 3rd payable on 31st March, 1921.
The 4th payable on 31st March, 1922.
The 5th payable on 31st March, 1923.

Total, 50*l.*

* No bounty under Army Order 209 of 1916 or 222 of 1918 will be payable to any man re-enlisting under this Army Order, whose current engagement (including the extra year under Section 87 (1) of the Army Act, and Section IX. (5) of the Territorial and Reserve Forces Act) has not expired prior to the date of such re-enlistment.

† A man when finally discharged will receive such gratuity as may be due to him under Article 1117, Royal Warrant for Pay, &c. He will not, however receive a gratuity under that Article when discharged from his previous engagement for re-enlistment under the provisions of this Army Order.

(e) *Special furlough* to the United Kingdom will be granted to men re-enlisting for one of the periods laid down in paragraph 3 as follows.—

Men re-enlisting for service up to 31st March, 1921—
2 calendar months.

Men re-enlisting for service up to 31st March, 1922—
3 calendar months.

Men re-enlisting for service up to 31st March, 1923—
3 calendar months

This furlough will in the case of men coming from abroad commence from the date of passing through the dispersal station. On the expiration of the furlough, namely, 2 months or 3 months as the case may be, a man will rejoin for duty at a station in the United Kingdom in accordance with instructions which he will receive before proceeding on furlough.

This furlough will be given as soon after re-enlistment as the exigencies of the service permit, but in the case of men going to overseas garrisons, it will in any circumstances be given before they proceed to such garrisons.

(f) A limited number of married men may be accepted, but passages will only be provided for their families (as defined for passage purpose in the Allowance Regulations) up to the maximum number for which accommodation can be made available in the various foreign garrisons. The privilege of passage for a family cannot be commuted for a money bounty.

Separation allowance or passages to and from foreign garrisons can only be given to the families of such men as are married at the date of this Army Order.

7. A man re-enlisting under this Army Order will be automatically discharged as from the day prior to re-enlistment, and will in due course receive a certificate of discharge from his present engagement.

As explained in paragraph 5 (f) above, this discharge in no way prejudices a man's position as regards pension, and discharge with a view to re-enlistment under this Army Order will not be held to constitute a break in service for pension.

8. In any case where there would remain uncompleted, at the termination of the period of re-enlistment, any portion of a man's present engagement, a man re-enlisting under this Army Order will be allowed, if he so desires, to enlist into the Army Reserve to complete such period.

9. A man who re-enlists under this Army Order will not be allowed to purchase his discharge during the period for which he has so re-enlisted.

10. Special forms of Attestation and Notice papers have been approved and will be issued to all concerned.

11. This Army Order does not apply to soldiers serving in India, in regard to whom separate instructions will be issued.

Recruiting for Overseas
Garrisons and Reserves at Home.

394

SUMMARY OF RE-ENLISTMENTS AND ACCEPTANCES OF SERVING SOLDIERS UP TO
15TH NOVEMBER, 1919, BY AREAS AND ARMS.

	Home.	France.	Italy.	Salonica.	Egypt.	Mesopotamia.	India.	Other garrisons.	Total.
Household Cavalry—									
To 31st March, 1921 ..	2	4	6
" " 1922 ..	2	6	8
" " 1923 ..	5	28	33
Total ..	9	38	47
Cavalry—									
To 31st March, 1921 ..	336	131	15	7	27	20	11	..	547
" " 1922 ..	363	103	12	6	22	47	170	..	723
" " 1923 ..	604	486	19	5	59	55	207	..	1,435
Total ..	1,303	720	46	18	108	122	388	..	2,705
Royal Horse and Royal Field Artillery—									
To 31st March, 1921 ..	661	504	125	216	111	39	20	8	1,684
" " 1922 ..	454	385	132	97	63	56	343	..	1,530
" " 1923 ..	867	913	95	123	177	106	582	10	2,873
Total ..	1,982	1,802	352	436	351	201	945	18	6,087
Royal Garrison Artillery—									
To 31st March, 1921 ..	234	119	33	47	60	4	20	20	537
" " 1922 ..	175	100	21	20	15	1	113	10	455
" " 1923 ..	446	332	35	46	59	17	208	69	1,212
Total ..	855	551	89	113	134	22	341	99	2,204
Royal Engineers—									
To 31st March, 1921 ..	195	374	17	60	79	16	7	3	751
" " 1922 ..	218	313	10	22	50	10	152	2	777
" " 1923 ..	405	452	42	44	115	17	204	9	1,288
Total ..	818	1,139	69	126	244	43	363	14	2,816
Foot Guards—									
To 31st March, 1921 ..	445	120	565
" " 1922 ..	330	79	409
" " 1923 ..	527	141	1	669
Total ..	1,302	340	1	1,643
Infantry of the Line—									
To 31st March, 1921 ..	11,532	3,733	715	725	367	52	..	57	17,245
" " 1922 ..	8,454	2,829	474	400	271	78	1,264	35	13,803
" " 1923 ..	11,362	4,444	382	638	840	242	2,361	28	20,297
Total ..	31,346	11,006	1,571	1,763	1,478	372	3,689	120	51,345
Machine-Gun Corps—									
To 31st March, 1921 ..	403	327	54	20	62	16	28	..	910
" " 1922 ..	300	298	29	27	30	27	224	..	935
" " 1923 ..	390	354	36	10	45	25	241	..	1,101
Total ..	1,093	979	119	57	137	68	493	..	2,946
Tank Corps—									
To 31st March, 1921 ..	148	151	1	300
" " 1922 ..	50	61	111
" " 1923 ..	113	57	170
Total ..	311	269	1	581

Recruiting for Overseas Garrisons and Reserves at Home.

SUMMARY OF RE-ENLISTMENTS AND ACCEPTANCES OF SERVING SOLDIERS UP TO
15TH NOVEMBER, 1919, BY AREAS AND ARMS—*continued.*

—	Home.	France.	Italy.	Salonica.	Egypt.	Mesopo- tamia.	India.	Other garrisons.	Total.
Royal Army Service Corps—									
To 31st March, 1921 ..	326	512	44	163	95	19	..	3	1,162
" " 1922 ..	207	291	35	102	40	19	694
" " 1923 ..	277	379	34	116	68	14	..	1	889
Total	810	1,182	113	381	203	52	..	4	2,745
Royal Army Medical Corps—									
To 31st March, 1921 ..	95	140	37	52	39	4	..	5	372
" " 1922 ..	82	109	9	8	18	4	..	4	234
" " 1923 ..	161	178	60	16	48	4	..	8	475
Total	338	427	106	76	105	12	..	17	1,081
Royal Army Ordnance Corps—									
To 31st March, 1921 ..	61	32	6	27	17	4	147
" " 1922 ..	49	7	1	4	7	2	70
" " 1923 ..	75	55	4	7	22	5	168
Total	185	94	11	38	46	11	385
Royal Army Veterinary Corps—									
To 31st March, 1921 ..	23	11	..	27	17	1	79
" " 1922 ..	20	5	..	26	4	55
" " 1923 ..	29	18	..	29	16	92
Total	72	34	.	82	37	1	.	..	226
Military Foot Police—									
To 31st March, 1921 ..	1	7	..	1	4	2	15
" " 1922 ..	2	4	4	10
" " 1923 ..	5	17	2	..	10	2	36
Total	8	28	2	1	14	8	61
Army Pay Corps—									
To 31st March, 1921 ..	6	1	7
" " 1922 ..	16	..	1	..	1	1	19
" " 1923 ..	29	3	32
Total	51	..	1	..	4	2	58
Total, all arms ..	40,483	18,609	2,479	3,091	2,862	912	6,219	275	74,930

NOTE.—Re-enlistments were actually closed on 31st October, 1919.

PART VI.

REMOUNTS.*

SECTION 1.

PEACE, WAR, AND INTERIM ESTABLISHMENTS.

	Animals.	Officers.	Non-commissioned officers and other ranks.
Strength in August, 1914	25,000	121	230
" " 1915	534,951	366	16,294
" " 1916	789,135	406	18,373
" " 1917	869,931	423	20,560
" " 1918	828,360	450	19,488
" " 1919	210,090	258	6,731
Strength on 31st March, 1920	110,708	182	635

On mobilization, the establishment of the Army was raised to 165,000 horses, and these were purchased by impressment within 12 days, after which purchase by these means practically ceased.

In order to supplement the reserves of horses and make good wastage, buying was continued in the open market, and Purchasing Commissions were sent to Canada, North and South America, consisting largely of country gentlemen, large landowners, and competent masters of hounds, and a withdrawal of officers from military duties was thus avoided.

On 11th November, 1918, when shipping ceased, the Canadian Commission had shipped from North America 428,608 horses and 275,097 mules. On 31st March, 1920, purchases in the United Kingdom reached the total of 468,323. South America had supplied 6,000 horses and 1,500 mules, these latter being sent to supplement the supply in East Africa.

3,700 mules were also obtained from Spain and Portugal.

The chief remount depôts for horses were situated near the ports of Bristol, Liverpool, and Southampton, where, during active operations, the animals remained under veterinary observation for about 3 weeks, when they were distributed to the Reserve Cavalry regiments, Artillery Brigades, and the smaller remount depôts to be conditioned and trained previous to their transfer to the base remount depôts abroad.

Before the war, the remount accommodation in the United Kingdom was for some 1,200 horses; at one period it rose to 60,000 and is now under 6,000.

During active operations the remount depôts in France were being kept up to an establishment of 16,000 to 17,000 animals. The depôts in Egypt and Salonica were originally chiefly supplied with horses direct from Australia, and with mules from North America. Owing to difficulties of transportation, shipment of horses to Egypt from Australia was stopped, and later all direct shipment of animals from America to the Mediterranean was stopped. Hence the supply to Egypt and Salonica had to be provided through the United Kingdom and France, which necessitated an increase in depôt accommodation in the latter country. In Mesopotamia the supply of animals was arranged for by the Indian Government. The demands of East Africa were met by the Union Government of South Africa, with the exception of a small reinforcement of mules from Buenos Ayres.

Since the conclusion of the Armistice the remount service in all theatres has been gradually reduced, animals of all classes have been sold in all theatres of war, and 94,686 have been repatriated from France and Flanders and the Rhine for the Army at home and for sale in Great Britain. Surplus animals have been shipped to India from Egypt and Mesopotamia to supply India's Peace requirements. Marseilles has been used as a sale depôt for horses from Egypt.

* See also p. 861.

There is a Remount Dépôt at Cologne holding the reserve for the Army of the Rhine.

Animals have been disposed of for work and for meat as follows :—

	Number sold for work.	Number sold for meat.
United Kingdom, 11th November, 1918, to 31st March, 1920 ...	132,649	6,247
France and Flanders " " " " ...	197,181	40,638
All other theatres " " " " ...	169,331	14,347

The following is a comparison of the wastage of horses in the French and English Armies, 1st October, 1917 :—

	Died, destroyed, killed, missing.	Cast.	Total loss.
French Army in France	376,201	165,513	541,714
British Army in France and in England ...	225,856	30,348	256,204

The proportion of castings to deaths in the French Army is 1 cast to 1·7 dead ; in the English Army it is 1 cast to 7 dead.

Wastage during the South African war worked out at 7·8 per cent. a month.

The estimated expenditure up to 31st March, 1920, was 67,505,000*l.*

The number of *riding* horses purchased in United Kingdom from the date of mobilization to 31st December, 1918, is as follows :—

1st, Mobilization period (5th August, 1914, to 16th August, 1914, inclusive)	49,131
2nd, Completion of mobilization period to 31st March, 1915 ...	57,271
3rd, 1st April, 1915, to 31st March, 1916 ..	21,337
4th, 1st April, 1916, to 31st March, 1917 ...	20,583
5th, 1st April, 1917, to 31st March, 1918 ...	10,646
6th, 1st April, 1918, to 31st December, 1918 ...	15,697
Total	174,665

SECTION 2.

DEMobilIZATION.

The disposal of animals surplus on demobilization was carried out as follows :—

All horses and mules were grouped—

- A. Group.—Practically sound, 5 to 8 years.
- B. „ —Practically sound, 9 to 12 years.
- C. „ —Unsound, but fit for work, or over 12 years.
- D. „ —Unfit for work, to be destroyed.

Units retained in the Armies of Occupation and at home were completed with first choice horses from Groups A. and B. Surplus horses in the United Kingdom are being sold as they become available.

All surplus horses on the Rhine were disposed of. The few remaining horses in France were sold as they became surplus.

The Board of Agriculture and Fisheries were strongly opposed to the repatriation of animals from any theatre of war except France, and the animals in Egypt and Mesopotamia were therefore disposed of locally. All surplus animals in Italy and Black Sea were sold.

The Commander-in-Chief, India, arranged the demobilization of the troops in Mesopotamia, by withdrawing certain units to India completely horsed, and disposing of animals surplus to the Army of Occupation to meet the needs of the inhabitants.

Animals in East Africa were disposed of locally as fear of infectious diseases debarred them from entry to other countries.

SECTION 3.

LOSSES AT SEA.

RETURN OF LOSSES AT SEA AMONGST ANIMALS SHIPPED FROM NORTH AMERICA TO THE UNITED KINGDOM AND OTHER COUNTRIES DURING 1914—18, COMPARED WITH LOSSES AMONGST ANIMALS SHIPPED FROM NORTH AMERICA TO SOUTH AFRICA DURING 1899—1902.

To the United Kingdom and other Countries.

Year.	Shipped.		Lost at sea.		Percentage lost.	
	Horses.	Mules.	Horses.	Mules.	Horses.	Mules.
1914	35,146	5,928	626	20	1·78	0·03
1915A	197,792	114,830	3,865	2,819	1·95	2·45
1916B	53,437	74,289	699	252	1·30	0·33
1917C	94,035	60,329	3,318	451	3·52	0·07
1918D (to end of December)	48,198	19,721	1,248	426	2·58	2·16

To South Africa.

1899	9,074	..	375	..	4·13
1900	25,845	37,949	1,137	1,475	4·40	3·88
1901	63,680	23,052	2,044	375	3·21	1·63
1902	28,070	10,450	613	55	2·11	0·52

A Includes 834 horses sunk, 1,399 mules sunk, 26 horses killed by shell fire, 23 mules killed by shell fire.

B Includes 300 horses sunk.

C Includes 2,732 horses sunk, 200 mules sunk, 14 mules killed by shell fire.

D Includes 881 horses sunk, 258 mules sunk.

SECTION 4.

ANIMALS IN ALL THEATRES

(31st August, 1917.)

TABLE (i.) (a).

Date.	Theatre.	Horses.						Mules.						Total, horses and mules.	Camels.	Oxen.	Donkeys.	Total.	
		Riding.	Light draught.	Heavy draught.	Pack.	Unclassified.	Total.	Riding.	Light draught.	Heavy draught.	Pack.	Unclassified.	Total.						
1917.																			
31st Aug...	United Kingdom	34,717	47,614	15,177	834	25,500	123,842	..	11,849	256	1,303	345	13,753	137,595
31st Aug...	France	122,421	168,917	70,362	6,449	..	368,149	..	78,394	..	3,337	..	81,731	449,880
25th Aug...	Egypt	31,566	11,632	1,207	1,428	4,696	50,529	..	15,636	613	4,977	1,192	22,418	..	44,502	117,449
31st Aug...	Salonica	9,246	6,848	1,445	408	3,770	21,717	..	3,216	..	43,312	8,486	55,014	76,731
25th Aug...	Mesopotamia	25,543	25,543	38,186	38,186	..	2,952	5,016	71,670
31st Aug...	East Africa	1,544	1,544	2,219	2,219	6,033	6,810	..	16,606
	Total	197,950	235,011	88,191	9,119	61,053	591,324	..	109,095	869	52,929	50,428	213,321	..	47,427	11,049	6,810	..	869,931

Animals at Home and Abroad.

400

(31st August, 1918.)

TABLE (i) (b).

1918.																			
31st Aug..	United Kingdom	..	25,533	30,419	18,391	589	9,966	84,898	..	6,814	587	241	1,163	8,805	93,703
"	France	96,766	149,428	64,039	4,648	..	314,881	..	78,665	..	2,395	..	81,060	395,941
"	Italy	4,029	5,826	3,312	527	..	13,694	..	4,569	..	1,225	..	5,794	19,488
"	Egypt	.. .	35,461	14,014	1,609	1,958	9,197	62,239	751	29,560	1,087	10,251	2,279	43,928	..	36,057	..	12,413	154,637
"	Salonica	9,797	7,912	1,889	310	..	19,908	513	5,632	..	37,838	..	43,983	63,891
"	Mesopotamia	21,414	13,228	..	1,076	345	36,063	..	27,805	..	16,968	..	44,773	..	4,713	..	3,362	88,911
"	East Africa	509	509	1,175	1,175	2,961	3,107	7,752
"	Aden	747	179	..	55	..	981	..	348	..	1,107	..	1,455	..	1,601	4,037
	Total	193,747	221,006	89,240	9,163	20,017	533,173	1,264	153,393	1,674	70,025	4,617	230,975	..	42,371	2,961	18,882	828,360

401

Animals at
Home and Abroad.

(31st August, 1919.)

TABLE (i.) (c).

Date.	Theatre.	Horses.						Mules.						Total, horses and mules.	Camels.	Oxen.	Donkeys.	Dogs.	Total.
		Riding.	Light draught.	Heavy draught.	Pack.	Unclassified.	Total.	Riding.	Light draught.	Heavy draught.	Pack.	Unclassified.	Total.						
1919.																			
31st Aug.	United Kingdom	13,573	10,850	5,846	90	1,207	31,566	..	3,059	..	114	127	3,300	34,866	34,866
"	France and Flanders.	3,568	2,948	6,003	179	..	12,698	..	4,218	4,218	16,916	16,916
"	Army of the Rhine.	10,830	5,726	5,776	349	..	22,681	..	8,401	..	415	..	8,816	31,497	31,497
"	Egypt	16,978	5,913	863	23,754	82	17,991	..	7,604	..	25,677	49,431	3,323	..	295	..	53,094
"	Army of the Black Sea.	8,500	8,500
"	Mesopotamia ..	11,736	6,554	..	575	..	18,865	..	5,966	..	28,936	..	34,902	53,767	808	4,905	59,480
"	Italy	68	44	62	7	..	181	..	9	9	190	1	..	191
"	Aden	466	466	843	843	1,309	1,211	2,520
"	Archangel	1,221	1,221	802	802	2,023	2,023
"	Murmansk	262	262	656	656	918	130	1,048
	Total ..	56,753	32,035	18,550	1,200	3,156	111,694	82	39,644	..	37,069	2,423	79,223	199,417	5,342	4,905	296	130	210,090

Animals at Home and Abroad.

(31st March, 1920.)

TABLE (i.) (d).

Date.	Theatre.	Horses.						Mules.						Total, horses and mules.	Camels.	Oxen.	Donkeys.	Total.
		Riding.	Light draught.	Heavy draught.	Pack.	Unclassified.	Total.	Riding.	Light draught.	Heavy draught.	Pack.	Unclassified.	Total.					
1920. 31st March	United Kingdom	22,392	2,812	25,204	25,204
"	France and Flanders	801	918	1,719	1,719
"	Army of the Rhine	2,821	975	3,796	3,796
"	Army of the Black Sea	2,507	3,294	5,801	5,801
"	Egypt	25,742	25,742	1,982	..	82	27,806
"	Mesopotamia	15,722	26,656	42,378	5	3,999	..	46,382
	Total	69,985	34,655	104,640	1,987	3,999	82	110,708

403
Animals at Home and Abroad.

Animals.
 Army of the Rhine.
 France and Flanders.
 Egypt.
 Army of the Black Sea.

TABLE (ii.) (a).—ANIMALS WITH THE ARMY OF THE RHINE.
 (31st March, 1920.)

Formation.	Horses.					Mules.			Total animals.
	Riding.	Light draught.	Heavy draught.	Pack.	Total.	Light draught.	Pack.	Total.	
With Units	1,225	435	767	27	2,454	745	52	797	3,251
Remount Depôts	139	49	62	..	250	68	..	68	318
Plebiscite Areas	60	10	35	12	117	104	6	110	227
Total	1,424	494	864	39	2,821	917	58	975	3,796

TABLE (ii.) (b).—ANIMALS WITH THE FORCE IN FRANCE AND FLANDERS.
 (31st March, 1920.)

Formation.	Horses.						Mules.			Total animals.
	Riding.	Light draught.	Heavy draught.	Pack.	Unclassified.	Total.	Light draught.	Pack.	Total.	
With Units	181	107	461	749	892	..	892	1,641
Remount Depôts
Veterinary Hospitals	30	6	16	52	26	..	26	78
Total	211	113	477	801	918	..	918	1,719

TABLE (iii.).—ANIMALS WITH THE FORCE IN EGYPT
 (31st March, 1920.)

Formation.	Horses and mules.					Total horses and mules.	Camels.	Donkeys.	Oxen.	Total animals.
	Riding.	Light draught.	Heavy draught.	Pack.	Unclassified.					
With Force	7,111	10,830	..	2,428	..	20,369	1,968	39	..	22,376
Remount Depôts	1,036	2,120	..	1,256	..	4,412	..	43	..	4,455
Veterinary Hospitals	606	354	1	961	14	975
	8,753	13,304	..	3,684	1	25,742	1,982	82	..	27,806

TABLE (iv.).—ANIMALS WITH THE ARMY OF THE BLACK SEA.
 (31st March, 1920.)

Formation.	Horses.				Total.	Mules.		Total horses and mules.	Total animals.
	Riding.	Light draught.	Heavy draught.	Total.		Light draught.	Total.		
With Force	1,237	866	42	2,145	3,086	3,086	5,231	5,231	
Remount Depôt	110	218	34	362	208	208	570	570	
Total	1,347	1,084	76	2,507	3,294	3,294	5,801	5,801	

PART VII.

MUNITIONS.

SECTION 1.

STOCKS, ISSUES AND EXPENDITURE.

TABLE (i).—STATEMENT OF GUNS, MORTARS, RIFLES AND AMMUNITION IN FRANCE.
(17th November, 1918.)

(a.) GUNS AND GUN AMMUNITION.

Nature of gun.	Number of guns.		Number of rounds a gun.			Total Shrapnel.	Total H.E. *	Grand Total 17th Nov., 1918.	Grand Total 10th November, 1918, fo comparison.
	Estab- lishment.	Avail- able.	Shrapnel.	H.E. *	Total.				
4-inch gun ..	2	2	..	744	744	..	1,488	1,488	1,488
6-pr. ..	810	810	64	160	224	52,598	129,414	182,012	181,532
12-pr. ..	10	10	484	948	1,432	4,838	9,487	14,325	14,741
13-pr., R.H.A. ..	74	74	1,589	1,960	3,549	117,567	145,061	262,628	264,446
13-pr. A.A. 9 cwt.	244	244	363	978	1,341	88,700	238,640	327,340	320,660
3-inch A.A. 20 cwt.	106	106	257	1,490	1,747	27,226	157,988	185,214	185,031
18-pr. ..	3,144	3,144	1,421	1,236	2,657	4,467,787	3,888,713	8,356,500	8,129,337
18-pr. (anti-tank)
4.5-inch howitzer	984	984	..	2,400	2,400	..	2,362,511	2,363,511	2,260,481
60-pr. ..	456	456	831	639	1,470	378,920	291,826	670,746	687,879
6-inch howitzer 26 cwt.	1,046	1,046	..	2,554	2,554	..	2,672,139	2,672,139	2,584,858
6-inch B.L. gun.. Mk. VII.	44	37	} 514	546	1,060	78,165	82,997	161,162	153,890
6-inch B.L. gun .. Mk. XIX.	108	106							
15-pr.
8-inch howitzer, Mk. VI.	132	132	..	1,149	1,149	..	151,733	151,733	153,091
8-inch howitzer, Mk. VII.	108	108	..	1,418	1,418	..	153,217	153,217	150,416
9.2-inch } Mk. I.	116	116	..	1,127	1,127	..	130,738	130,738	128,745
howitzer } Mk. II.	108	108	..	1,081	1,081	..	116,794	116,794	113,058
9.2-inch gun— Mk. III.	} 224	360	584	449	720	1,169	1,086
Mk. VI.	2	2							
Mk. X...	3	3							
Mk. XIV.	1	1							
Mk. XIII.	10	10	141	481	622	1,412	4,810	6,222	5,811
12-inch howitzer— Mk. I. ...	26	26	} ..	429	429	..	13,730	13,730	13,730
Mk. II.	6	6							
Mk. III.	10	8							
Mk. IV.	16	16							
Mk. V...	8	8							
12-inch gun ..	5	5	64	259	323	324	1,295	1,619	1,619
14-inch gun ..	4	4	..	106	106	..	424	424	424
15-inch howitzer	6	6	..	389	389	..	2,336	2,336	2,336
Total (†) ..	7,589	7,578	6,095	21,308	27,403	5,218,560	10,571,463	15,790,023	15,321,521

* Includes chemical, incendiary and smoke.

(†) Grand total on 20th October, 1918 .. 7,534 guns .. 13,882,725 rounds.
and on 27th .. 7,555 .. 14,053,237 ..
and on 3rd November, 1918 .. 7,588 .. 14,823,263 ..
and on 10th .. 7,608 .. 15,321,521 ..

TABLE (i).—STATEMENT OF GUNS, MORTARS, RIFLES AND AMMUNITION IN FRANCE—*continued*.

(b.) TRENCH MORTARS AND BOMBS.

Nature.	Number.	Number of bombs per mortar.	Total mortar bombs
1·57-inch
2-inch .. \
3·7-inch
Stokes, 3-inch	1,432	297	425,482
Stokes, 4-inch	204	547	111,659
9·45-inch	71	263	18,722
6-inch Newton	812	170	138,712
Total	2,519	..	694,575

(c.) MACHINE GUNS.

Nature.	Number.	Reserve on L. of C.	Remarks.
Maxim	120	..	
Vickers	9,178	1,317	
Lewis	32,168	3,367	
Hotchkiss	5,162	1,036	
Total	46,638	5,720	

(d.) RIFLES AT BASE.

Nature.	Number.	Remarks.
303-inch	60,865	

(e.) GRENADES.

Nature.	Number in Armies.*	Number on L. of C.	Total.
No. 23 hand	750,000	1,381,353	2,131,353
No. 23 rifle	770,000 •	1,039,272	1,809,272
No. 24	20,000	..	20,000
No. 27	203,000	75,866	278,866
No. 28	24,000	53,945	77,945
No. 28 filled K.J.	15,000	142,766	157,766
No. P.	109,000	62,176	171,176
No. 34	149,000	205,828	354,828
No. 35	224,000	981,267	1,205,267
No. 36	385,000	462,339	847,339
No. 37	36,000	26,458	62,458
No. 44	290	75,203	75,493
Total	2,685,290	4,506,473	7,191,763

* Approximate.

TABLE (i).—STATEMENT OF GUNS, MORTARS, RIFLES AND AMMUNITION IN FRANCE—*continued.*

(f.) SMALL-ARM AMMUNITION.

Nature.	Number of rounds.	Remarks.
·303-inch, ball, Mark VII., on Lines of Communication.	325,051,160	
Webley pistol, ball	2,960,857	
Tracer, on Lines of Communication	8,342,309	
A.P. " "	6,682,735	

(g.) GUNS, MORTARS, MACHINE GUNS AND RIFLES, LOST, CAPTURED, DESTROYED OR CONDEMNED.

(Week ending 17th November, 1918.)

Guns.	No.	Trench mortars.	No.	Machine guns.	No.
13-pr. 9-cwt. A.A. guns..	1	3-inch Stokes	2	Vickers	17
18-pr. guns	18	4-inch Stokes	1	Lewis	298
60-pr. guns	6	6-inch Newton.. .. .	1		
6-inch guns (Mark XIX.)	2			<i>Tank Corps Casualties.</i>	
12-inch guns (Mark IX.)	1			6-pr. 23-cal. guns	2
4·5-inch howitzers	4			Hotchkiss	2
6-inch 26 cwt. howitzers	6			<i>R.A.F. Casualties.</i>	
				Vickers	57
				Lewis	36

TABLE (ii).—EXPENDITURE OF GUN AMMUNITION IN FRANCE (BY WEEKS) SINCE 2ND JANUARY, 1916.

Week ending.	2-pr.	3-pr.	13-pr.		3-inch.		15-pr.	18-pr.	4.5-inch How.	4.7-inch Q.F., Mk. VI.	60-pr.	6-inch How.		6-inch B.L. gun, Mk. VII.	6-in. Q.F. gun.	8-inch How.		9.2-inch How.		9.2-inch gun.			12-inch How.		12-inch gun.	15-inch How.	Total.		
			6-cwt.	9-cwt.	5-cwt.	20-cwt.						30-cwt.	26-cwt.			Mks. I.—VI.	Mk. VII.	Mk. I.	Mk. II.	Mks. III.—VII.	Mk. IV.	Mks. X & XIV.	Mks. I. & II.	Mks. III.—V.					
I. Shrapnel.																													
1916.																													
January 9th	5,889		18	..	42,784	350	344	1,693	25	51,053
" 16th	6,784		45,650	472	109	1,468	1	54,484
" 23rd	13,046		36,478	378	154	1,119	11	51,186
" 30th	13,249		52,161	479	127	1,905	49	67,970
February 6th	7,902		40,980	257	409	1,364	15	50,927
" 13th	9,222		47,229	525	404	2,399	18	59,797
" 20th	12,918		6	..	54,493	347	371	3,154	10	71,299
" 27th	7,204		393	..	53,428	641	263	2,006	21	63,961
March 5th	7,018		133	..	90,862	488	634	5,349	28	104,512
" 12th	3,531		11	..	62,808	453	28	1,479	19	68,329
" 19th	11,653		66,523	367	44	1,508	23	80,118
" 26th	3,531		41,435	351	27	851	46,195
April 2nd	9,972		55,087	563	87	3,668	1	69,378
" 9th	2,939		93,412	460	..	4,705	3	101,519
" 16th	3,185	962	45,366	518	50	1,236	1	51,318
" 23rd	5,040	939	62,907	720	193	1,347	1	71,200
" 30th	11,376	2,703	92,230	1,128	418	2,075	21	109,951
May 7th	2,211	1,611	66,480	1,184	260	1,446	37	73,229
" 14th	369	421	68,356	1,443	73	940	35	71,637
" 21st	1,227	5,057	..	225	52,801	1,263	143	955	101	61,802
" 28th	480	4,148	..	57	31,594	1,264	110	1,657	123	99,433
June 4th	1,655	5,085	..	177	120,096	1,569	557	4,424	109	133,672
" 11th	633	3,481	..	63	84,645	1,062	515	2,817	90	93,306
" 18th	1,506	5,445	..	78	81,814	1,205	922	3,051	17	94,038
" 25th	2,932	6,992	224,670	1,642	63	8,927	135	245,361
July 2nd	1,906	6,781	1,123,985	2,211	1,485	70,417	1,790	1,208,575
" 9th	1,370	7,110	588,200	1,890	847	25,585	416	625,418
" 16th	970	2,732	732,670	1,893	1,830	24,815	325	765,235
" 23rd	402	2,440	728,937	1,374	665	17,704	129	751,601
" 30th	46	3,754	567,846	553	2,056	21,831	153	596,239

Expenditure of Ammunition in France by weeks since January, 1916.

TABLE (ii).—EXPENDITURE OF GUN AMMUNITION IN FRANCE BY WEEKS SINCE 2ND JANUARY, 1916—continued.

Week ending.	2-pr.	6-pr.	13-pr.		3-inch.		15-pr.	18-pr.	4 5-inch How.	4 7-inch, Q F. Mk. VI	60-pr.	6-inch How.		6-inch B L gun.	8-inch How.		9 2-inch How.		9 2-inch gun.				12-inch How.		12-inch gun.	15-inch How.	Total.		
			6-cwt.	9-cwt.	5-cwt.	20-cwt.						30-cwt.	26-cwt.		Mks I.—VI.	Mk. VII.	Mk. I.	Mk. II.	Mks III—VII.	Mk. IV. z	Mks. X. & XIV.	Mk. XIII.	Mks. I. & II.	Mks. III.—V.					
1. Shrapnel—																													
<i>continued.</i>																													
1917—contd.																													
June 3rd	4,557	9,845	486,601	38,934	2,376	542,313
" 10th	3,705	9,732	1,286,570	82,079	4,766	1,386,852	
" 17th	7,092	6,787	560,483	42,053	1,644	618,059	
" 24th	5,827	11,457	256,582	18,905	515	293,236	
July 1st	8,190	11,640	272,525	21,701	706	314,762	
" 8th	15,532	12,580	162,186	14,379	347	60	205,064	
" 15th	5,076	7,270	198,435	15,173	836	15	226,805	
" 22nd	531	8,789	359,920	42,784	2,694	414,698	
" 29th	425	8,694	562,250	50,591	5,469	627,439	
August 5th	3,903	876	1,135,539	62,154	6,965	83	1,209,486	
" 12th	2,009	9,368	568,372	46,810	4,134	17	8	4	631,217	
" 19th	28,766	12,386	916,547	66,659	5,167	52	..	9	1,029,936	
" 26th	14,072	13,906	612,098	43,442	2,946	4	..	6	716,474	
September 2nd	6,167	2,044	..	59	..	431,933	35,746	2,598	71	478,695	
" 9th	5,232	10,812	..	1,622	..	296,287	21,578	2,909	32	20	3	338,566	
" 16th	3,349	6,047	..	875	..	303,558	21,002	2,646	14	342,491	
" 23rd	1,674	14,946	..	1,814	..	1,153,679	65,458	7,839	6	8	20	1,245,444	
" 30th	979	12,403	..	1,803	..	650,209	42,575	5,456	11	713,449	
October 7th	1,259	8,939	..	673	..	790,898	51,343	3,132	25	856,196	
" 14th	1,222	5,281	..	242	..	754,601	42,389	4,419	808,205	
" 21st	12,083	..	1,129	..	205,889	22,453	2,473	243,527	
" 28th	4,752	..	713	..	700,498	38,594	4,766	749,365	
November 4th	3,733	..	545	..	455,906	32,505	3,254	495,961	
" 11th	3,408	..	222	..	445,259	23,939	3,405	1	481,242	
" 18th	3,679	..	227	..	243,666	18,046	2,287	267,995	
" 25th	17,554	3,871	..	58	..	418,184	28,137	4,067	471,871	
December 2nd	21,518	7,160	..	188	..	534,965	35,923	5,373	605,127	
" 9th	11,864	11,747	..	404	..	323,396	30,443	2,395	379,749	
" 16th	2,152	13,977	..	737	..	223,056	16,871	1,272	263,065	
" 23rd	1,743	5,810	..	268	..	162,883	6,642	431	177,777	
" 30th	1,415	7,805	..	605	..	134,098	6,620	414	150,966	

Expenditure of Ammunition in France, by weeks since January, 1916.

TABLE (ii).—EXPENDITURE OF GUN AMMUNITION IN FRANCE (BY WEEKS) SINCE 2ND JANUARY, 1916—continued.

Week ending.	2-pr.	6-pr.	13-pr		3-inch.		15-pr.	18-pr.	4 5-inch How.	4 7-inch Q F, Mk. VI.	60-pr	6-inch How		6-inch B L gun	6-in. Q F. gun.	8-inch How		9 2-inch How.		9 2-inch gun.			12-inch How		12-inch gun.	15-inch How.	Total.	
			6-cwt.	9-cwt.	5-cwt.	20-cwt.						30-cwt.	26-cwt.			Mks I—VI	Mk VII	Mk. I	Mk. II.	Mks. III—VII.	Mk. IV. B	Mks X. & XIV.	Mks I. & II	Mks III—V.				
2. High Explosive. 1916.																												
January 9th	31,345	12,322	2,210	3,636	2,178	243	..	918	694	..	39	33	3	55,651*
" 16th	32,308	12,591	1,156	2,773	2,165	300	..	1,191	573	61	55,547*
" 23rd	29,434	11,870	1,611	1,879	1,392	227	..	857	527	..	22	53	5	50,024*
" 30th	90	46,555	18,546	2,803	2,471	2,096	498	11	942	547	..	83	101	10	75,602*
February 6th	47	31,351	15,801	2,692	2,409	3,546	538	..	974	406	..	21	7	58,657*
" 13th	129	34,534	19,091	2,715	4,445	3,362	514	..	770	481	..	36	38	13	67,204*
" 20th	190	27,103	20,746	2,072	4,998	3,398	385	..	1,538	1,081	85	2	61,639*
" 27th	193	24,471	20,422	2,332	4,678	3,030	402	..	1,551	1,141	..	26	113	58,386
March 5th	41,925	26,844	2,235	6,381	4,083	686	1	2,333	2,299	..	38	133	87,101
" 12th	27,371	20,471	870	2,764	1,714	289	..	327	664	..	15	54,485
" 19th	27,340	20,463	1,578	3,581	2,505	300	..	907	548	..	14	84	57,320
" 26th	20,183	10,399	1,141	1,943	1,942	32	..	465	409	51	2	36,572
April 2nd	37,598	22,193	4,067	4,463	3,621	650	..	2,644	1,467	283	8	76,994
" 9th	20	54,054	31,652	3,818	5,402	4,183	654	..	4,651	1,375	506	13	106,328
" 16th	29,870	14,665	1,583	2,104	1,029	237	..	1,032	465	115	51,104
" 23rd	29,236	20,621	2,607	3,346	2,352	208	30	1,734	477	207	60,818
" 30th	1,698	44,538	30,632	3,256	4,941	3,415	648	..	2,126	1,088	..	10	343	11	92,706
May 7th	554	1,527	30,490	23,998	3,218	3,452	2,189	485	..	1,686	658	85	68,354
" 14th	419	344	35,577	24,671	1,909	3,099	2,347	513	..	1,731	537	..	11	95	71,269
" 21st ..	1,120	..	2,378	1,221	38,803	23,135	2,781	4,136	2,770	412	..	1,998	1,070	..	42	186	8	80,062
" 28th ..	590	..	894	404	59,000	38,507	3,364	5,404	5,435	700	..	4,305	2,130	..	14	132	4	120,922
June 4th ..	983	..	1,819	534	76,180	43,705	6,677	9,344	7,871	945	38	5,122	3,069	..	6	158	23	156,506
" 11th ..	412	..	338	57	66,956	39,357	4,236	6,634	11,323	356	16	4,170	2,360	..	18	76	136,309
" 18th ..	305	..	900	67	58,010	53,721	4,061	9,137	13,174	912	32	2,211	1,275	514	144,319
" 25th ..	1,734	..	872	1,333	77,116	51,498	1,944	10,910	8,687	1,012	62	2,542	2,600	..	34	425	12	160,845
July 2nd ..	151	..	139	1,744	534,094	312,146	27,010	68,376	124,339	12,013	150	45,330	44,690	..	631	5,094	103	1,333	1,177,396
" 9th ..	912	..	734	2,050	249,000	158,750	11,800	30,720	37,115	2,744	164	13,525	5,416	..	49	1,428	120	154	514,681
" 16th ..	530	..	803	1,866	306,570	209,015	13,103	43,816	83,698	2,593	..	19,846	12,260	..	107	2,825	56	264	697,352
" 23rd ..	766	..	680	3,431	344,430	154,727	8,868	31,883	57,254	2,640	148	12,789	11,143	..	4	1,667	65	269	630,764
" 30th ..	367	..	52	2,327	244,164	141,735	7,958	33,041	49,435	1,024	..	12,151	11,415	..	1	1,410	80	263	505,423

Expenditure of Ammunition in France by weeks since January, 1916.

* Includes 5-in. Howitzer, H.E., 1916—January 9th, 2,030; January 16th, 2,429; January 23rd, 2,147; January 30th, 884; February 6th, 865; February 13th, 1,011; February 20th, 31.

August 6th ..	186	..	552	6,629	222,380	125,743	6,186	26,507	31,492	1,238	..	14,932	13,807	..	1,052	84	200	450,988	
" 13th ..	183	..	47	3,452	268,805	144,023	8,310	32,402	43,305	2,226	77	19,230	17,100	111	1,507	50	138	540,966	
" 20th ..	127	4,492	325,182	171,562	10,264	31,786	45,816	1,990	25	20,135	17,560	67	713	62	102	629,883	
" 27th ..	1,034	..	99	9,960	250,607	136,169	8,900	27,922	38,847	2,274	42	16,982	18,027	42	994	65	157	512,121	
September 3rd	102	5,717	212,140	153,410	7,454	23,160	57,083	2,113	102	23,840	24,560	85	1,300	9	305	511,330	
" 10th	1,011	7,173	261,765	194,759	12,599	37,389	13,211	49,603	2,824	7	20,704	22,305	282	737	42	55	624,466
" 17th	6,637	357,462	281,237	12,643	51,761	19,580	74,214	4,051	4	39,249	41,552	276	1,417	57	120	890,260
" 24th	863	5,950	182,993	118,147	3,916	27,436	42,195	2,748	..	12,743	14,811	239	1,256	87	67	413,451	
October 1st	7,293	326,698	225,646	10,923	57,262	84,645	4,261	..	27,999	38,597	340	2,461	..	272	786,397	
" 8th	94	2,582	249,188	142,640	3,583	25,581	6,367	43,087	2,015	..	14,764	15,854	115	403	56	103	497,432
" 15th	5,134	2,483	333,601	176,118	2,828	30,599	11,530	62,516	2,643	..	21,978	22,934	425	730	61	108	673,688
" 22nd	7,013	13,456	377,026	169,298	4,053	44,454	12,852	65,150	1,772	46	24,992	33,717	127	1,769	119	113	755,957
" 29th	4,920	3,350	397	351,318	167,763	3,916	36,428	13,110	80,676	2,555	..	23,562	28,783	..	1,200	52	259	718,789
November 5th	2,234	3,798	304,182	142,633	3,832	26,002	9,772	65,545	1,516	25	18,241	19,784	1	694	15	178	598,452
" 12th	2,399	7,310	291,562	140,171	4,094	21,558	12,236	48,806	1,461	40	14,211	13,046	27	871	..	62	557,904
" 19th	7,453	6,570	385,596	227,894	7,929	45,717	23,384	100,949	2,872	20	31,299	43,331	1,765	375	..	375	890,184
" 26th ..	879	..	1,976	3,174	150,436	93,591	2,531	17,941	4,351	36,036	1,463	..	12,427	14,212	30	372	..	7	338,974
December 3rd	2,022	154,830	64,106	2,739	12,110	1,761	20,301	1,197	9	5,085	6,593	..	380	..	26	271,159
" 10th	4	1,676	139,918	53,789	1,709	13,005	2,075	18,322	722	..	3,904	3,781	10	69	..	23	239,007
" 17th	108	4,999	158,740	67,960	2,017	18,025	2,931	26,471	1,164	..	3,953	6,920	4	486	..	50	293,878
" 24th	99	6,466	176,964	79,111	2,665	17,376	2,413	30,761	1,421	17	4,972	3,672	12	82	331,031
" 31st	375	6,612	164,477	85,302	3,852	18,836	1,687	32,148	1,618	..	5,501	9,742	26	80	330,256
1917.																						
January 7th	931	3,060	171,805	98,516	4,632	24,927	879	37,017	1,709	..	7,970	12,112	5	56	363,619
" 14th	312	3,723	253,648	135,746	4,616	25,569	2,332	51,690	2,087	9	15,180	20,033	20	39	515,054
" 21st	443	53	164,270	89,130	4,555	19,596	1,566	31,330	1,320	..	5,230	10,155	327,648
" 28th	2,039	24,152	170,402	94,452	3,487	22,720	586	41,034	763	..	8,995	16,239	..	47	384,916
February 4th	2,454	6,468	170,228	94,970	3,747	27,826	1,537	44,479	432	..	11,286	19,676	..	65	383,170
" 11th	2,009	9,029	203,826	107,264	2,611	30,867	1,765	48,811	217	..	11,497	18,795	..	164	436,855
" 18th	2,610	4,500	248,105	139,320	4,125	29,223	1,132	60,063	760	72	13,801	17,610	..	110	521,431
" 25th	704	300	167,234	97,618	2,097	14,573	833	40,187	138	..	7,575	10,976	..	6	342,241
March 4th	2,549	2,860	214,773	112,916	4,418	26,217	2,372	47,058	577	..	14,372	14,522	..	133	442,762
" 11th	5,256	154,623	94,500	3,318	18,909	1,364	45,360	856	..	10,255	9,061	25	94	343,621
" 18th	8,186	155,070	92,683	2,315	22,847	1,078	60,855	1,058	..	13,518	8,791	6	89	41	..	366,537
" 25th	5,185	76,348	53,799	1,889	10,065	105	42,120	402	..	8,336	6,218	..	37	6	..	204,510
April 1st	1,274	4,245	108,465	81,668	762	20,595	1,510	68,014	1,914	..	17,173	13,431	..	136	319,237
" 8th	8,442	537,792	331,170	213	71,321	14,532	275,373	7,112	..	60,831	64,627	192	3,446	111	801	1,376,013
" 15th	570	12,451	731,313	458,180	314	103,861	5,818	249,280	12,111	60	58,646	55,745	290	2,485	138	369	1,691,631
" 22nd	471	6,721	221,219	161,308	290	53,368	2,033	133,100	5,427	..	37,689	20,924	101	298	2	78	653,089
" 29th	1,008	20,457	572,190	362,988	..	108,376	4,259	294,258	11,837	235	70,882	43,461	15	247	74	154	1,490,989

413
Expenditure of Ammunition
in France by weeks since
January, 1916.

TABLE (ii).—EXPENDITURE OF GUN AMMUNITION IN FRANCE (BY WEEKS) SINCE 2ND JANUARY, 1916—continued.

Week ending.	2-pr.	6-pr.	13-pr.		3-inch.		15-pr.	18-pr.	4 5-inch How	4 7-inch Q F, Mk. VI	60-pr.	6-inch How		6-inch B L. gun.	6-in Q F gun.	8 inch How.		9 2-inch How.		9 2-inch gun.			12-inch How.		12 inch gun.	15-inch How	Total.	
			6-cwt.	9-cwt.	5-cwt.	20-cwt.						30-cwt.	26-cwt.			Mks. I—VI	Mk. VII.	Mk. I.	Mk. II	Mks. III—VII.	Mk. IV. R	Mks. IX. & XIV.	Mks. I. & II	Mks. III—V.				
2. High Explosive—continued.																												
1917.																												
May 6th	1,325	26,605	496,307	322,497	..	72,145	3,942	274,919	6,566	..	71,836	52,107	39	831	..	49	374	1,329,542
" 13th	723	20,391	326,096	229,597	..	58,673	3,549	208,051	4,627	78	60,609	45,343	218	1,846	..	44	271	960,122
" 20th	158	12,387	251,520	183,364	..	29,655	1,478	160,686	2,825	40	32,391	20,344	665	111	695,631
" 27th	3,223	17,529	191,036	166,945	..	24,383	1,249	168,937	1,357	115	31,737	13,946	37	1,240	150	611,884
June 3rd	4,564	19,735	317,354	279,597	..	33,879	4,474	270,655	3,163	30	52,937	35,947	56	2,378	313	1,025,112
" 10th	3,102	18,623	668,103	544,782	..	75,897	7,110	375,433	6,900	90	93,436	70,972	317	5,480	..	153	565	1,870,963
" 17th	5,339	12,169	336,519	263,673	..	50,005	4,264	215,104	2,222	70	36,670	28,313	123	2,182	..	6	177	956,836
" 24th	6,275	15,752	178,848	129,839	..	22,629	2,022	123,776	1,109	69	21,542	12,146	184	1,442	..	5	90	615,728
July 1st	8,009	20,271	174,550	122,954	..	27,058	3,400	143,591	1,440	91	34,543	15,967	11	1,552	378	553,815
" 8th	10,704	24,009	115,752	92,672	..	21,027	2,023	105,193	739	40	23,480	13,084	109	1,164	..	7	44	410,097
" 15th	2,642	17,236	151,952	113,651	..	18,830	1,273	127,396	1,186	20	33,447	23,119	14	1,936	99	492,801
" 22nd	210	13,981	302,650	222,572	..	36,156	4,938	303,340	3,684	50	72,212	37,261	2	3,692	..	11	438	1,001,197
" 29th	344	17,349	431,414	340,990	..	79,112	8,347	374,937	6,247	26	73,976	1,487	61,455	1,539	253	20	3,012	1,705	150	1,013	1,403,416
August 5th	1,636	1,744	515,084	483,563	..	88,642	7,068	335,976	7,101	..	73,763	2,420	44,458	1,182	376	2,280	1,412	173	592	1,572,470
" 12th	3,340	18,199	361,923	293,914	..	57,471	5,626	313,789	4,656	10	76,618	2,708	47,144	1,690	152	14	44	..	2,613	1,353	29	515	1,185,808
" 19th	12,827	28,584	566,434	400,506	..	99,565	6,528	377,966	6,624	127	79,994	4,981	64,267	1,793	295	34	141	..	4,392	2,548	76	802	1,658,484
" 26th	7,222	32,549	488,589	298,729	..	66,956	5,033	298,884	4,021	66	69,522	4,040	46,495	2,852	358	88	86	..	2,433	2,313	70	415	1,330,721
September 2nd	2,630	5,769	..	140	..	331,339	169,857	..	35,926	2,834	159,914	2,756	18	26,109	2,856	19,857	930	285	105	155	..	687	823	51	157	763,198
" 9th	3,816	27,311	..	3,451	..	246,372	132,308	..	29,174	1,717	122,879	1,765	..	28,516	4,424	15,472	1,314	337	10	113	..	995	555	35	298	620,862
" 16th	3,607	19,515	..	1,315	..	208,254	130,940	..	21,577	1,855	129,135	2,805	15	26,574	3,746	18,004	723	308	40	30	..	913	612	20	329	570,317
" 23rd	2,813	31,562	..	1,173	..	844,115	537,893	..	87,812	4,102	363,062	7,226	..	66,997	12,498	57,524	10,003	581	52	453	..	2,524	2,527	77	838	2,033,832
" 30th	1,530	22,152	..	1,819	..	518,754	294,267	..	64,234	2,968	250,875	5,089	..	52,407	..	47,426	..	279	86	364	..	4,151	127	..	511	1,267,069
October 7th	1,980	18,916	..	1,745	..	590,349	325,288	..	57,717	1,867	289,195	5,013	..	52,054	18,585	40,761	11,090	40	123	182	..	2,748	1,558	146	490	1,419,847
" 14th	1,144	15,372	..	136	..	492,492	282,824	..	41,110	935	214,901	3,265	..	42,410	13,354	31,849	9,306	99	61	226	..	1,996	1,784	118	327	1,154,209
" 21st	32	25,957	..	1,677	..	196,805	131,981	..	29,007	1,310	151,831	2,651	20	33,018	9,694	20,876	5,526	134	..	8	..	1,819	1,291	22	260	616,919
" 28th	16,598	..	1,137	..	474,070	264,727	..	59,358	1,629	268,238	4,107	20	49,849	13,963	40,248	8,970	180	63	161	..	2,361	1,511	133	564	1,207,887
November 4th	10,841	..	1,594	..	349,358	196,056	..	48,221	2,431	214,414	3,056	..	39,596	7,558	25,252	6,933	1	30	116	..	1,688	1,104	29	305	908,556
" 11th	10,876	..	773	..	303,052	170,112	..	39,074	3,383	213,621	2,945	..	38,073	9,076	23,714	6,533	86	70	316	..	1,787	1,698	70	289	830,548
" 18th	8,891	..	916	..	174,485	96,939	..	30,047	3,324	156,690	2,430	..	24,939	7,476	21,068	6,559	19	30	71	..	557	481	20	43	534,985
" 25th	9,408	6,304	..	549	..	479,032	188,247	..	40,957	5,100	208,570	4,328	..	26,668	6,249	19,648	5,144	39	..	275	..	1,707	927	..	186	1,003,838

Expenditure of Ammunition in France by weeks since January, 1916.

Week ending.	6-pr	13-pr.		3-inch.		15-pr	14-pr.	4 5-inch How.	4 7-inch Q F., Mk. VI.	60-pr.	6-inch How.		6-inch B L. gun.	6-in. Q F. gun.	8-inch How.		9 2-inch How		9 2-inch gun				12-inch How.		12-inch gun.	14-inch gun.	15-inch How	Total.	
		6-cwt	9-cwt.	5-cwt.	20-cwt						30-cwt	26-cwt			Mks. I—VI	Mk VII.	Mk. I.	Mk. II.	Mks III—VII.	Mk IV	Mks X & XIV	Mk. XIII.	Mks I & II	Mks III—V.					
2. High Explosive—1917																													
<i>continued.</i>																													
December 2nd	..	13,235	14,223	..	1,008	..	402,050	223,623	..	49,420	4,731	232,413	3,998	..	32,897	11,016	22,262	8,823	22	..	226	..	1,734	876	127	1,022,679	
" 9th	..	8,854	21,541	..	1,321	..	247,229	150,496	..	34,280	2,835	175,524	3,293	78	24,799	9,609	15,985	7,658	131	..	1,537	821	94	706,090	
" 16th	..	2,237	9,260	..	268	..	220,665	120,120	..	25,407	396	117,901	1,764	..	14,492	3,649	10,547	4,281	4	5	10	..	984	246	47	532,283	
" 23rd	..	1,530	11,473	..	1,321	..	182,183	85,232	..	9,641	165	76,988	977	..	8,655	3,326	4,720	3,611	14	491	308	6	..	22	390,673	
" 30th	..	850	15,674	..	1,135	..	134,300	71,537	..	9,389	..	63,919	724	..	6,373	2,450	4,780	2,947	8	..	2	..	178	126	7	..	1	314,400	
1918.																													
January 6th	..	405	12,626	..	1,225	..	109,091	56,083	..	7,444	..	57,490	497	..	7,195	3,407	4,148	2,343	1	..	3	..	166	255	25	262,404	
" 13th	..	2,046	8,703	..	115	..	88,561	57,176	..	11,757	..	47,396	846	..	7,581	3,485	4,101	2,570	322	155	21	234,835	
" 20th	..	1,033	8,902	..	162	..	62,726	33,812	..	3,726	..	43,202	507	..	6,680	5,205	3,690	3,241	7	7	117	318	15	173,356	
" 27th	..	55	16,598	..	1,132	..	61,018	37,579	..	3,996	..	53,252	672	..	7,801	5,764	3,975	4,403	8	5	201	321	5	201,785	
February 3rd	..	75	19,682	..	1,275	..	66,518	36,058	..	3,128	..	49,555	391	..	6,932	4,108	4,172	4,184	16	298	377	5	..	19	196,793	
" 10th	..	409	8,184	..	311	..	87,132	53,978	..	4,018	..	47,457	670	..	5,387	3,236	4,882	3,849	97	226	219,836	
" 17th	..	113	13,738	..	834	..	89,278	43,653	..	5,435	..	35,157	565	..	4,435	3,263	2,547	3,121	5	10	213	212	30	202,619	
" 24th	..	236	19,982	..	1,017	..	90,019	43,574	..	7,672	..	59,463	653	..	9,671	3,903	3,863	5,307	8	243	522	10	..	31	246,219	
March 3rd	..	4740	1,258	10,212	..	417	..	110,161	62,049	..	8,532	..	65,802	1,451	..	10,841	4,779	4,260	6,117	7	152	327	42	291,207	
" 10th	..	2225	1,769	14,250	..	707	..	203,418	110,547	..	16,265	..	105,022	2,458	..	14,510	6,438	8,432	8,913	9	18	344	736	31	..	90	496,182
" 17th	..	3823	4,273	13,812	..	823	108	277,871	167,178	..	25,403	..	169,515	5,397	..	26,189	9,367	15,685	12,185	183	..	3	171	865	827	96	..	169	733,846
April 14th	..	20385	344	27,032	..	1,657	..	397,222	244,839	..	84,940	..	290,022	6,963	..	18,915	8,896	9,656	5,966	51	20	26	1,163	1,252	597	36	..	104	1,120,286
" 21st	..	2705	..	12,002	..	1,185	1,243	457,238	335,510	..	89,498	..	312,046	8,608	..	20,541	8,181	6,652	5,030	176	..	135	1,170	1,164	616	82	1,263,782
" 28th	..	943	711	21,241	..	407	..	371,591	299,970	..	86,412	..	356,101	11,210	..	27,436	10,868	11,020	6,866	318	131	166	1,426	1,712	1,126	115	..	29	1,209,246
May 5th	..	2826	217	13,737	..	399	..	267,422	228,586	..	61,339	..	289,033	9,013	..	19,823	7,995	6,441	7,169	257	76	112	930	987	884	41	917,907
" 12th	..	974	83	10,628	..	196	..	248,011	239,838	..	58,550	..	269,060	7,731	..	16,108	8,631	7,136	8,763	296	78	175	1,064	580	1,189	50	879,191
" 19th	..	1879	..	25,617	..	1,469	..	180,426	202,035	..	48,744	..	249,640	9,152	..	23,136	12,256	8,212	13,339	180	14	86	650	1,077	1,172	1	..	49	779,133
" 26th	..	2608	..	20,162	..	989	..	177,847	107,396	..	43,151	..	219,267	7,167	..	24,175	15,176	8,273	12,600	70	509	805	757	2	..	110	731,064
June 2nd	..	3895	..	33,531	..	3,878	..	176,139	192,378	..	51,557	..	268,859	8,045	..	27,317	16,422	13,064	15,147	111	..	59	851	979	1,304	51	..	80	815,667
" 9th	..	64	..	16,913	..	2,523	22	184,215	189,057	..	36,296	..	244,385	6,240	..	17,864	14,211	11,627	13,377	68	..	126	469	1,113	1,240	69	..	236	740,115
" 16th	..	95	729	10,208	..	172	6	207,685	177,848	..	33,032	..	193,186	7,742	..	11,076	8,755	8,827	12,350	104	..	18	594	952	1,198	72	..	139	674,788
" 23rd	..	2206	..	15,474	..	1,746	208	180,204	149,509	..	31,518	..	180,671	5,821	..	12,385	9,107	7,524	13,406	137	..	128	489	924	1,084	73	..	91	612,705
" 30th	..	1639	..	14,370	..	1,974	..	214,731	187,371	..	40,052	..	219,618	6,988	..	15,198	12,860	9,215	13,261	140	..	25	523	1,104	1,184	33	4	216	745,506

* Owing to the extensive operations, information was not received for the intervening period.

415
Expenditure of Ammunition
in France by weeks since
January, 1916.

TABLE (ii).—EXPENDITURE OF GUN AMMUNITION IN FRANCE (BY WEEKS) SINCE 2ND JANUARY, 1916—continued.

Week ending.	13-pr.		8-inch.		15-pr.	18-pr.	4 5-inch How.	4 7 inch Q.F., Mk. VI.	60-pr.	6-inch How.		6-inch B.L. gun.	6-in. Q.F. gun.	8-inch How.		9 2-inch How.		9 2-inch gun.				12-inch How.		12-inch gun.	14-inch gun.	15-inch How.	Total.	
	6-pr.	6-cwt.	9-cwt.	6-cwt.						20-cwt.	30-cwt.			26-cwt.	Mks. I.—VI.	Mk. VII.	Mk. I.	Mk. II.	Mks. III.—VII.	Mk. IV.	Mks. X & XIV.	Mk. XIII.	Mks. I. & II.					Mks. III.—V.
2. High Explosive—1918																												
<i>continued.</i>																												
July 7th ..	823	6,390	18,288	5,264	14	243,083	189,953	..	41,745	..	276,886	7,522	..	19,693	17,817	13,955	18,846	152	..	110	423	1,395	2,077	71	29	297	864,333	
„ 14th ..	2457	1,792	17,684	2,691	..	202,644	168,624	..	42,211	..	232,342	5,873	..	18,718	14,256	8,924	11,781	110	..	12	493	1,264	1,802	21	..	252	733,951	
„ 21st ..	1886	1,278	23,542	1,454	..	248,119	204,419	..	49,073	..	285,338	8,559	..	21,383	19,159	14,466	17,694	165	..	36	546	1,810	2,509	36	..	361	901,833	
„ 28th ..	2334	1,468	17,235	2,683	29	282,989	236,453	..	49,425	..	248,754	9,439	..	15,651	16,182	12,470	10,191	76	..	33	542	1,169	1,827	83	..	255	909,288	
August 4th ..	1914	1,629	15,307	4,834	..	240,878	192,153	..	45,358	..	246,500	9,107	..	13,798	13,509	13,060	10,863	81	..	90	525	786	1,450	18	5	369	812,234	
„ 11th ..	29000	7,247	12,799	2,716	74	403,706	262,695	..	84,826	..	345,360	14,851	..	24,252	25,507	18,544	19,410	224	..	202	1,047	1,238	2,252	212	14	412	1,257,212	
„ 18th	2,638	21,827	4,747	..	245,404	181,459	..	63,854	..	308,929	12,673	..	16,604	18,382	12,525	16,293	110	..	83	805	1,715	2,065	104	18	444	910,679	
„ 25th ..	12600	7,338	18,741	3,097	..	699,108	433,970	..	98,021	..	417,044	16,805	..	31,971	29,059	22,290	23,059	138	..	67	906	1,281	2,524	197	45	231	1,818,492	
September 1st	1,791	6,078	16,209	819	446	726,418	446,466	..	109,418	..	422,306	14,581	..	17,183	18,194	13,855	17,937	61	..	1	1,006	554	963	114	51	206	1,814,656	
„ 8th	5,059	4,578	36,034	1,478	..	541,107	307,459	..	89,236	..	266,028	11,236	..	12,160	15,581	9,156	16,448	157	..	7	937	361	797	101	48	79	1,818,047	
„ 15th	2,312	..	20,484	777	16660	290,917	193,185	..	49,298	..	155,876	6,282	..	10,567	14,432	13,090	10,148	2	240	138	486	28	..	186	785,048	
„ 22nd	3,319	5,218	32,402	2,478	..	506,524	313,714	..	62,520	..	316,257	10,063	..	24,243	19,326	15,905	21,738	19	360	258	1,702	16	..	239	1,836,301	
„ 29th	7,248	7,458	34,249	2,898	..	952,498	534,868	..	92,028	..	472,401	15,600	..	30,551	29,587	27,829	28,053	46	..	152	1,509	1,385	2,668	123	96	448	2,241,815	
October 6th ..	3,031	6,481	24,148	502	..	602,852	337,204	..	84,286	..	328,668	16,290	..	16,004	17,048	9,448	9,884	202	..	202	1,526	381	1,048	56	28	161	1,459,449	
„ 13th ..	7,703	3,941	26,262	657	..	595,974	316,115	..	64,339	..	249,193	8,600	..	12,348	12,043	6,019	8,420	113	..	259	724	76	656	27	20	79	1,813,568	
„ 20th ..	8,221	1,921	10,547	628	..	475,087	244,107	..	57,114	..	227,581	9,476	..	7,743	9,474	3,609	10,055	31	..	374	538	56	182	50	..	22	1,066,796	
„ 27th ..	8,140	2,700	11,688	246	..	455,918	240,092	..	48,741	..	121,254	8,283	..	2,775	5,917	1,415	6,088	913,357
November 3rd	24,101	906	12	254,493	155,499	..	45,708	..	150,591	8,814	..	2,006	6,595	1,650	7,150	656,531
„ 10th	18297	1,619	5,713	282	..	335,603	169,071	..	32,556	..	101,529	4,829	..	3,105	5,335	3,350	5,065	72	686,426
„ 17th†	1,189	52	..	1,831	374	..	510	..	1,756	5,712	

Expenditure of Ammunition in France by weeks since January, 1916.

3. Total.		1918.															
(8848)	January 9th ..	5,880	18	74,049	12,672	2,554	5,829	2,179	268	918	604	39	33	8	108,704*		
	" 16th ..	6,784	..	77,958	13,063	1,265	4,241	2,165	801	1,191	573	..	61	..	110,081*		
	" 23rd ..	13,046	..	65,912	12,248	1,765	2,905	1,392	238	867	527	22	53	5	101,210*		
	" 30th ..	13,330	..	98,716	19,025	2,930	4,876	2,096	547	942	547	33	101	10	143,572*		
	February 6th ..	7,940	..	72,331	16,058	3,101	3,773	3,546	553	974	406	21	7	5	109,584*		
	" 13th ..	9,351	..	81,313	19,616	3,119	6,344	3,362	532	770	481	36	38	13	127,001*		
	" 20th ..	13,108	6	81,598	21,098	2,443	8,152	3,398	805	1,538	1,081	..	85	2	132,938*		
	" 27th ..	7,402	393	77,891	21,063	2,600	6,684	3,030	423	1,551	1,141	20	113	12	122,847		
	March 5th ..	7,118	133	132,737	27,333	2,869	11,730	4,033	714	2,333	2,299	38	133	143	191,618		
	" 12th ..	3,531	11	90,179	20,924	398	4,243	1,714	308	427	664	15	122,814		
	" 19th ..	11,653	..	93,863	20,330	1,622	5,039	2,505	323	907	543	14	84	..	137,438		
	" 26th ..	3,531	..	61,613	10,750	1,168	2,799	1,942	82	465	409	..	51	2	62,767		
	April 2nd ..	9,272	..	92,635	22,756	4,154	8,131	3,621	651	2,644	1,467	..	233	8	146,372		
	" 9th ..	2,959	..	147,466	32,112	3,813	10,107	4,133	657	4,651	1,375	..	500	13	207,847		
	" 11th ..	3,185	962	75,236	15,133	1,333	3,340	1,029	238	1,032	404	..	115	4	102,422		
	" 23rd ..	5,040	989	92,143	21,341	2,300	4,693	2,355	209	1,734	477	..	207	..	132,018		
	" 30th ..	11,376	4,401	136,768	31,760	3,674	7,016	3,415	669	2,126	1,088	10	343	11	202,657		
	May 7th ..	2,765	3,138	96,970	25,132	3,478	4,398	2,139	522	1,636	653	..	85	12	141,533		
	" 14th ..	738	703	103,333	24,114	1,932	4,039	2,347	543	1,731	637	11	95	16	142,906*		
	" 21st ..	1,120	3,605	6,278	225	..	91,604	24,423	2,924	5,091	2,770	42	136	6	141,364		
	" 23rd ..	590	1,374	4,552	37	..	150,594	39,771	3,474	7,061	5,435	14	132	4	220,355		
	June 4th ..	933	3,474	5,819	177	..	196,276	45,274	7,234	13,763	7,371	1,034	38	6	290,178		
	" 11th ..	412	971	3,533	63	..	151,001	40,419	4,751	9,451	11,323	446	16	18	229,615		
	" 18th ..	305	2,406	5,512	78	..	139,324	54,923	4,933	12,133	13,174	929	32	..	233,357		
	" 25th ..	1,734	3,804	3,325	301,736	53,140	2,007	19,337	3,037	1,147	62	34	400,206		
	July 2nd ..	151	2,045	3,525	1,659,079	314,357	23495	133,733	124,339	13,303	150	45,330	44,090		
	" 9th ..	912	2,104	9,160	837,200	160,640	12,647	56,305	37,115	3,160	164	13,525	5,416		
	" 16th ..	530	1,773	4,598	1,030,240	210,908	14,933	68,631	33,693	..	19,346	12,260	2,325		
	" 23rd ..	766	1,022	5,171	1,073,317	156,101	9,533	49,537	37,254	2,669	143	12,739	11,143		
	" 30th ..	367	93	6,181	812,010	142,233	10,014	54,372	49,435	1,177	..	12,151	11,415		
	August 6th ..	136	676	16,519	723,325	126,377	3,733	40,434	31,492	1,463	..	14,932	13,307		
	" 13th ..	133	52	9,320	357,143	144,749	11,166	55,095	43,305	2,919	77	19,230	17,100		
	" 20th ..	127	223	9,394	1,042,230	172,502	13,330	47,359	45,313	2,644	25	20,135	17,660		
	" 27th ..	1,034	195	19,240	331,332	136,539	9,910	39,553	33,347	2,972	42	16,932	13,027		
	September 3rd	102	100	11,422	330,322	154,332	3,234	37,237	57,033	2,063	102	23,340	24,560		
	" 10th ..	4,333	14,534	993,329	135,549	12,725	53,733	13,211	49,603	3,371	7	20,704		
	" 17th ..	230	13,393	1,233,937	232,339	14,141	33,997	19,530	74,214	5,901	4	39,249		
3	" 24th	363	205	12,343	567,591	119,409	4,124	41,955	42,195	3,593	..	12,743	14,311		

417
 Expenditure of Ammunition
 in France by weeks since
 January, 1916.

* Includes 5-in. Howitzers, II.E., 1916.—January 9th, 2,030; January 16th, 2,429; January 23rd, 2,147; January 30th, 334; February 6th, 365; February 13th, 1,011; February 20th, 31.
 † Amount expended from 12 noon, 10th November to 11 a.m., 11th November, 1918.

TABLE (ii).—EXPENDITURE OF GUN AMMUNITION IN FRANCE (BY WEEKS) SINCE 2ND JANUARY, 1916—continued.

Week ending	6-pr.	13-pr.		3-inch.		15-pr	18-pr	4-5-inch How.	4-7-inch Q.F., Mk. VI.	60-pr.	6-inch How		6-inch B.L. gun.	6-in. Q.F. gun.	8-inch How		9 2-inch How.		9 2-inch gun.				12-inch How.		12-inch gun.	14-inch gun.	15-inch How.	Total.	
		6-cwt.	9-cwt.	6-cwt.	20-cwt.						30-cwt.	26-cwt.			Mks I.—VI	Mk VII	Mk I.	Mk. II.	Mks. III—VII.	Mk. IV.	Mks. X. & XIV	Mk. XIII.	Mks I & II	Mks. III—V.					
3. Total—																													
1916—																													
<i>continued.</i>																													
October 1st	13,856	1,041,966	226,568	12576	87,913	84,645	6,308	..	27,999	33,597	..	340	272	1,543,501	
" 8th	2,295	5,614	11	685,055	143,552	5,618	43,871	6,367	43,087	3,377	..	14,764	15,854	..	115	56	103	970,142
" 15th	16,638	4,408	131,182	177,074	6,524	54,610	11,530	62,516	3,399	..	21,978	22,934	..	425	61	108	1,213,577	
" 22nd	21,152	26,132	19	815,202	169,503	5,718	69,566	12,852	65,150	2,953	46	24,992	33,717	..	127	119	113	1,249,130	
" 29th	18,005	7,257	397	873,510	167,947	6,162	63,933	13,110	80,676	3,694	..	23,562	28,733	52	259	1,288,447	
November 5th	6,481	8,390	134	707,828	142,716	4,968	54,831	9,772	65,545	2,576	25	18,241	19,784	..	1	12	178	1,042,179	
" 12th	4,918	14,801	664,818	140,267	5,400	46,346	12,286	48,806	2,690	40	14,211	13,046	..	27	62	62	968,529
" 19th	16,149	14,075	1,052,888	227,973	13046	94,129	23,384	100,949	6,588	28	31,299	48,331	..	30	375	1,631,001	
" 26th ..	379	3,883	6,904	369,384	93,627	5,275	41,003	4,351	36,086	2,465	..	12,427	14,212	..	29	7	590,404	
December 3rd	4,498	259,225	64,147	3,705	26,707	1,761	20,301	2,297	9	5,085	6,593	23	394,734
" 10th	71	4,778	203,834	53,919	2,510	24,330	2,075	18,322	1,204	..	3,204	3,781	..	10	26	315,730
" 17th	828	9,619	13	217,817	68,014	3,155	32,330	2,981	26,471	1,472	..	3,953	6,920	..	4	50	374,113	
" 24th	1,662	12,495	71	254,068	79,111	3,815	31,318	2,413	30,761	1,599	17	4,972	8,672	..	12	431,068
" 31st	1,786	11,803	243,910	85,399	5,640	31,467	1,687	32,148	1,812	..	5,501	9,742	..	26	430,941
1917.																													
January 7th	3,879	6,367	272,155	98,640	6,818	40,365	879	37,017	2,074	..	7,970	12,112	..	5	488,337
" 14th	1,997	7,577	447,811	135,751	7,089	44,527	2,332	51,690	2,299	9	15,180	28,083	..	20	736,404
" 21st	2,718	78	254,600	89,205	5,271	33,076	1,566	31,330	1,560	..	5,230	10,155	434,789
" 26th	4,295	48,578	270,332	94,552	5,755	40,802	586	41,034	823	..	8,995	16,239	531,938
February 4th	4,493	18,343	275,430	95,268	6,349	46,539	1,537	44,479	513	..	11,286	19,676	523,983
" 11th	5,235	29,126	378,880	107,264	4,352	53,439	1,765	48,811	285	..	11,497	18,795	659,616
" 18th	5,303	15,568	443,486	139,320	6,192	52,619	1,132	60,063	836	72	13,801	17,610	761,119
" 25th	2,221	1,890	297,524	97,618	3,356	30,669	833	40,187	142	..	7,575	10,976	492,997
March 4th	5,393	9,725	451,519	112,916	5,708	52,106	2,372	47,053	1,048	..	14,372	14,522	716,867
" 11th	17,787	356,564	94,500	5,742	37,992	1,364	45,360	1,543	..	10,255	9,061	..	25	580,287
" 18th	22,085	399,330	92,633	3,537	51,183	1,078	60,855	1,217	..	13,518	8,791	..	6	654,913
" 25th	13,636	195,442	53,808	2,400	23,048	105	42,120	495	..	8,336	6,218	345,651
April 1st	6,167	10,550	336,682	81,668	913	42,238	1,510	68,014	2,099	..	17,173	13,481	580,631
" 8th	20,392	1,221,843	331,170	296	139,783	14,582	275,373	10,197	..	60,831	64,629	..	192	2,143,643
" 15th	2,851	26,713	1,687,664	458,180	751	179,854	5,819	249,280	18,082	60	53,646	55,745	..	290	2,746,926
" 22nd	1,845	14,123	504,374	161,308	327	103,355	2,093	138,100	8,846	..	37,689	20,924	..	101	993,963
" 29th	2,854	45,061	1,383,894	362,999	..	184,508	4,259	294,258	18,131	235	70,382	43,461	..	15	2,411,032

Expenditure of Ammunition in France by weeks since January, 1916.

(9348)	May 6th	5,127	54,585			1,215,022	322,497	140,403	3,942	274,919	15,602	71,836	52,107	39	831	49	374	2,154,333					
	" 13th	1,570	36,381			814,118	229,597	104,256	3,549	209,051	8,627	60,909	43,343	218	1,846	44	271	1,514,558					
	" 20th	752	19,469			585,522	183,368	61,343	1,478	160,686	5,564	32,391	20,344		665		111	1,071,733					
	" 27th	8,012	25,626			489,856	156,945	45,265	1,249	168,937	2,235	31,737	13,916	37	1,240		150	945,400					
	June 3rd	9,121	29,580			803,955	279,597	72,813	4,474	270,665	5,539	52,957	35,947	56	2,378		813	1,567,425					
	" 10th	6,807	28,355			1,954,673	544,782	157,976	7,110	375,433	11,666	93,636	70,972	317	5,480	153	565	3,257,815					
	" 17th	12,431	18,956			897,002	263,673	92,053	4,264	215,193	3,866	70	36,670	28,313	123	2,182	6	177	1,574,895				
	" 24th	12,102	27,209			435,430	128,839	41,534	2,022	123,776	1,621	69	21,542	12,146	185	1,442	5	90	309,014				
	July 1st	16,199	31,911			447,075	122,954	48,759	3,400	143,591	2,146	91	34,543	15,967	11	1,552		378	868,577				
	" 8th	26,236	36,569			277,933	92,672	35,406	2,023	105,193	1,136	40	23,480	13,084	169	1,164	7	44	615,161				
" 15th	7,718	24,508			350,387	113,651	34,003	1,273	127,896	2,022	20	33,447	23,119	29	1,936		99	719,606					
" 22nd	741	22,750			662,570	222,572	78,940	4,933	303,340	6,378	50	72,212	37,261	2	3,692	11	438	1,415,895					
" 29th	769	36,043			393,664	340,990	129,703	8,347	374,997	11,696	26	73,976	1,487	61,455	1,539	253	20	3,012	1,705	150	1,013	2,030,845	
Aug 5th	5,539	26,626			1,650,823	488,563	150,796	7,068	335,976	14,066		73,763	2,420	44,458	1,182	409		2,280	1,412	189	592	2,781,956	
" 12th	5,349	27,587			930,795	293,914	104,281	5,626	318,789	8,790	10	70,618	2,704	47,144	1,690	169	17	48	2,613	1,353	29	515	1,817,025
" 19th	41,593	40,970			1,483,281	400,506	166,224	6,528	377,966	11,791	127	79,994	4,981	64,267	1,793	347	34	150	4,392	2,548	76	802	2,688,370
" 26th	21,294	46,455			1,130,687	298,729	110,398	5,033	298,884	6,967	66	69,522	4,040	46,495	2,852	362	88	92	2,433	2,313	70	415	2,047,195
Sept. 2nd	8,797	7,813	199		763,322	169,857	71,672	2,334	159,914	5,354	18	26,109	2,856	19,857	930	356	105	155	687	823	78	157	1,241,893
" 9th	9,048	38,123	5,073		542,659	132,308	50,752	1,717	122,879	4,674		28,516	4,424	15,472	1,314	369	30	116	995	555	106	298	959,428
" 16th	6,956	25,562	2,190		516,812	130,940	42,679	1,855	129,135	5,451	15	26,574	3,746	18,004	723	322	40	30	913	612	20	329	912,808
" 23rd	4,487	46,508	2,987		1,997,794	437,893	153,270	4,102	363,062	15,065		66,997	12,498	57,524	10,008	587	60	473	2,524	2,527	77	838	3,279,276
" 30th	2,509	34,555	3,652		1,168,963	234,287	106,809	2,968	250,875	10,545		52,407		47,426		279	97	364	4,151	140		511	1,980,518
Oct. 7th	3,239	27,755	2,418		1,381,247	325,288	109,060	1,867	289,195	8,145		52,054	18,585	40,761	11,090	65	123	182	2,748	1,558	173	490	2,276,043
" 14th	2,366	20,653	678		1,247,093	282,824	83,499	935	214,901	7,684		42,410	13,354	31,849	9,306	99	61	226	1,996	1,784	169	527	1,962,414
" 21st	32	38,040	2,806		405,194	131,981	51,460	1,310	151,831	5,124	20	33,018	9,694	20,876	5,526	134		8	1,819	1,291	22	260	860,446
" 28th		21,350	1,850		1,174,563	264,727	97,952	1,629	268,238	8,873	20	49,849	13,963	40,248	8,970	180	63	161	2,361	1,511	175	564	1,957,252
Nov. 4th		14,574	2,139		805,264	196,058	80,726	2,431	214,414	6,310		89,596	7,558	25,252	6,933	1	30	116	1,688	1,104	47	305	1,404,546
" 11th		14,284	995		748,311	170,112	68,013	3,383	213,621	6,350		38,073	9,076	28,714	6,633	87	70	316	1,787	1,698	78	289	1,311,790
" 18th		12,570	1,143		418,151	96,939	48,093	3,324	156,690	4,717		24,939	7,476	21,068	6,559	19	30	71	557	431	20	43	802,890
" 25th	26,962	10,675	607		897,216	188,247	69,094	5,100	208,570	8,395		26,688	6,249	19,648	5,144	39		275	1,707	92		186	1,475,709
Dec. 2nd	34,753	21,333	1,191		937,015	223,623	85,343	4,731	232,413	9,371		32,897	11,016	22,262	8,823	22		226	1,734	876		127	1,627,806
" 9th	20,218	33,288	1,725		570,625	150,496	64,723	2,835	175,524	5,693	78	24,799	9,609	15,985	7,658			131	1,537	821		94	1,085,839
" 16th	4,889	23,237	1,005		448,721	120,120	42,278	396	117,901	3,036		14,492	3,649	10,547	4,281	4	5	10	984	246		47	795,348
" 23rd	3,273	17,233	1,589		345,066	85,232	16,283	165	76,988	1,408		8,655	3,326	4,720	3,611	14			491	308	6	22	568,450
" 30th	2,235	23,479	1,740		268,398	71,537	16,018		63,919	1,138		6,373	2,450	4,780	2,947	8		2	178	126	7	1	466,366
1918.																							
Jan. 6th	1,189	18,452	2,232		213,356	56,033	12,588		57,490	849		7,195	3,407	4,148	2,343	1		3	166	255		25	379,782
" 13th	2,237	13,063	193		180,122	57,176	15,214		47,396	1,092		7,581	3,485	4,101	2,570				322	155		21	335,733
" 20th	3,369	11,875	403		125,418	33,812	5,814		43,202	744		6,680	5,205	3,696	3,241			7	117	318	12	15	242,935
" 27th	467	20,753	1,707		123,202	37,579	6,465		58,252	837		7,801	5,764	3,975	4,403			8	201	321		5	271,745
Feb. 3rd	431	25,786	1,748		121,869	36,058	4,510		49,555	552		6,932	4,108	4,172	4,184	16			298	377	5	19	260,620
" 10th	1,327	10,474	608		159,787	53,978	7,277		47,457	987		5,387	3,236	4,832	3,849				97	226			299,582
" 17th	2,157	17,358	999		149,676	43,653	8,658		35,157	817		4,435	3,263	2,547	3,131			5	213	212		30	272,348
" 24th	895	25,133	1,458		158,850	43,574	12,048		59,463	1,164		9,671	3,903	3,868	5,307				243	522	10	21	326,188

419
Expenditure of Ammunition
in France by weeks since
January, 1916.

TABLE (ii).—EXPENDITURE OF GUN AMMUNITION IN FRANCE (BY WEEKS) SINCE 2ND JANUARY, 1916—continued.

Week ending.	13-pr.		8-inch.		4-inch gun.	15-pr.	18-pr.	4 5-inch How.	4 7-inch Q.F., Mk. VI.	60-pr	6-inch How.		6-inch B.L. gun, Mk. VII.	6-in. Q.F. gun	8-inch How.		9 2-inch How.		9 2-inch gun				12-inch How		12-inch gun.	15-inch How.	Total.		
	6-pr.	6-cwt.	9-cwt.	5-cwt.							20-cwt.	30-cwt.			26-cwt.	Mks. I—VI	Mk. VII	Mk. I.	Mk. II	Mks. III—VII.	Mk. IV	Mks. X & XIV	Mk. XIII	Mks. I & II				Mks. III—V.	
3. Total—																													
<i>continued.</i>																													
1918—contd.																													
March 3rd ..	4740	4,886	12,149	..	554	..	206,890	62,049	..	13,863	..	65,802	2,008	..	10,841	4,779	4,260	6,177	7	152	327	42	899,516	
" 10th ..	2225	5,905	17,235	..	1,177	..	393,440	110,609	..	27,098	..	105,022	3,413	..	14,510	6,438	8,432	8,913	9	18	344	736	31	..	90	705,645	
" 17th ..	3827	10,352	16,862	..	1,487	108	552,841	167,178	..	48,307	..	173,559	9,467	..	26,189	9,367	15,585	12,185	183	..	3	171	885	827	102	169	1,049,634		
April 14th ..	20625	4,721	32,654	..	2,092	..	906,780	244,839	..	156,925	..	290,222	13,525	..	18,915	8,896	9,656	5,966	51	20	26	1,163	1,232	597	36	104	1,718,805		
" 21st ..	2705	..	14,654	..	1,418	1243	1,204,068	335,516	..	150,762	..	312,046	17,317	..	20,541	8,181	6,652	5,030	176	..	135	1,170	1,164	616	82	..	2,084,470		
" 28th ..	943	2,224	28,449	..	715	..	1,230,451	299,970	..	150,600	..	356,101	19,999	..	27,486	10,868	11,020	6,866	318	131	166	1,423	1,112	1,126	124	29	2,150,172		
May 5th ..	2826	480	18,497	..	505	..	853,996	228,586	..	104,782	..	289,053	14,975	..	19,923	7,995	6,441	7,169	257	76	112	934	987	884	41	1,558,419	
" 12th ..	974	186	14,400	..	289	..	824,169	239,838	..	103,203	..	269,060	13,054	..	16,108	8,681	7,136	8,763	344	78	175	1,064	550	1,189	50	1,509,341	
" 19th ..	1879	..	36,667	..	1,826	..	630,903	202,035	..	89,515	..	249,640	14,371	..	23,136	12,250	8,212	13,349	233	14	86	665	1,077	1,172	1	..	49	1,287,076	
" 26th ..	2608	..	26,033	..	1,669	..	601,406	197,396	..	80,970	..	219,267	13,658	..	24,175	15,176	8,273	12,600	111	519	805	757	2	..	110	1,205,535	
June 2nd ..	3895	..	43,945	..	4,654	..	599,381	192,378	..	88,359	..	268,859	14,660	..	27,317	16,422	13,064	15,147	113	..	59	883	979	1,304	56	..	80	1,293,555	
" 9th ..	3452	..	22,586	..	2,851	..	594,635	189,057	..	82,332	..	244,385	12,651	..	17,864	14,211	11,267	13,377	68	..	126	541	1,113	1,240	69	..	236	1,212,443	
" 16th ..	2941	2,783	14,880	..	298	6	563,637	177,848	..	75,918	..	193,186	13,242	..	11,076	8,755	8,827	12,350	129	..	24	665	952	1,198	72	..	139	1,088,926	
" 23rd ..	2226	..	22,413	..	2,097	208	497,934	149,509	..	70,478	..	180,871	12,224	..	12,385	9,107	7,524	13,406	145	..	136	515	924	1,084	76	..	91	983,153	
" 30th ..	1639	..	25,700	..	2,278	..	591,375	187,371	..	81,771	..	219,618	13,810	..	15,198	12,860	9,215	13,261	149	..	37	554	1,104	1,184	36	4	216	1,177,380	
July 7th ..	2887	15,484	24,397	..	5,875	14	627,449	189,953	..	91,090	..	276,886	14,352	..	19,693	17,817	13,955	18,846	154	..	112	509	1,395	2,077	73	29	297	1,323,349	
" 14th ..	2457	4,447	24,605	..	2,929	..	529,300	163,624	..	82,870	..	232,342	11,912	..	18,718	14,256	8,924	11,781	110	..	22	542	1,264	1,802	22	..	252	1,117,679	
" 21st ..	1886	3,390	31,253	..	1,967	..	618,631	204,419	..	98,371	..	285,338	16,496	..	21,383	19,159	14,466	17,694	187	..	52	602	1,810	2,509	46	..	361	1,340,530	
" 28th ..	2334	3,851	22,551	..	2,977	29	689,174	236,453	..	95,292	..	269,608	13,667	..	15,651	16,182	12,470	10,191	104	..	35	555	1,169	1,827	83	..	255	1,399,458	
August 4th ..	2995	4,127	19,314	..	5,288	..	611,658	192,153	..	90,124	..	246,500	17,612	..	13,795	13,509	13,060	10,863	81	..	90	525	786	1,450	18	5	369	1,244,325	
" 11th ..	29000	12,400	17,169	..	2,961	4	981,001	262,695	..	160,195	..	345,360	26,988	..	24,952	25,507	18,544	19,410	224	..	251	1,088	1,238	2,252	212	14	412	1,931,877	
" 18th	5,880	29,234	..	5,392	..	603,104	181,459	..	124,206	..	308,929	22,199	..	16,604	18,382	12,525	16,293	110	..	83	805	1,715	2,065	104	18	444	1,349,550	
" 25th ..	17140	18,604	26,092	..	3,632	..	1,634,898	433,970	..	189,825	..	445,370	27,607	..	31,971	29,059	22,290	23,059	138	..	67	950	1,231	2,524	197	45	231	2,909,450	
September 1st	1791	9,924	23,910	..	1,059	446	1,710,639	446,466	..	207,223	..	422,306	29,154	..	17,183	18,194	13,855	17,937	61	1,028	554	963	114	51	206	2,923,064	
" 8th	6648	9,955	50,661	..	1,809	..	1,162,337	307,459	..	177,697	..	266,028	19,095	..	12,160	15,581	9,156	16,448	162	..	7	937	361	797	104	48	79	2,057,529	
" 15th	4750	200	28,249	..	978	16660	663,853	198,315	..	96,922	..	155,876	13,470	..	10,567	14,432	13,090	10,148	2	240	138	486	28	..	186	1,222,400	
" 22nd	8319	11,372	44,446	..	3,181	..	1,113,811	313,714	..	125,502	..	316,257	19,023	..	24,243	19,326	15,905	21,738	19	389	258	1,702	16	..	239	2,034,452	
" 29th	9860	18,979	43,388	..	3,483	..	2,037,572	534,868	..	188,377	..	472,401	31,272	..	30,551	29,587	27,829	28,053	166	..	152	1,515	1,385	2,668	123	96	443	3,462,763	
October 6th..	3627	14,265	33,193	..	763	..	1,295,235	337,204	..	174,768	..	328,668	28,587	..	16,004	17,048	9,448	9,884	247	..	202	1,530	881	1,048	56	28	161	2,272,347	
" 13th..	10491	11,471	37,365	..	1,049	..	1,251,281	316,115	..	141,083	..	249,193	14,891	..	12,345	12,043	6,019	8,420	123	..	259	732	76	656	27	20	79	2,073,741	
" 20th..	9813	4,186	15,468	..	763	..	967,000	244,107	..	123,639	..	227,581	15,723	..	7,743	9,474	3,609	10,055	38	..	374	555	56	162	50	..	22	1,645,468	
" 27th..	3381	11,629	15,349	..	557	..	1,009,922	240,092	..	99,767	..	121,254	12,483	..	2,775	5,917	1,415	6,088	1,535,629
November 3rd..	32,387	..	1,147	12	565,240	155,499	..	99,397	..	150,591	14,096	..	2,006	5,595	1,650	7,156	1,034,776
" 10th	19205	5,418	8,187	..	349	..	714,110	169,071	..	69,826	..	101,529	7,625	..	3,105	5,335	3,850	5,065	72	1,112,342
" 17th†	1,800	..	89	..	3,704	374	..	1,140	..	1,756	8,863

* Owing to the extensive operations, information was not received for the intervening period.

† Expenditure from 12 noon, 10th November, to 11 a.m., 11th November, 1918.

Expenditure of Ammunition in France by weeks since January, 1916.

TABLE (iii).—STATEMENT OF AMMUNITION SENT TO FRANCE UP TO 23RD NOVEMBER, 1918.

	13-pr. Q.F.	18-pr Q.F.	18-pr Q.F., anti-Tank.	4·5-inch Q.F.	60-pr. B.L.	4·7-inch Q.F.	6-inch B.L. gun	9·2-in. gun.	12-in. gun.	14-in. gun.	6-inch how.	15-in. how.	12-inch how.	9·2-inch how.	8-inch how.	5-inch how.	3-in. Q.F.	Totals	
Taken with Divisions ..	21,732	867,647	..	104,828	9,760	6,336	
Taken with Territorial Divisions	8,656	21,600	
Taken with Cavalry Divisions ..	21,556	108,000	
Two Divns., &c., from India ..	36,000	2,304	
Taken with anti-aircraft guns ..	32,088	176	
Taken with other units ..	2,576	3,024	1,000	6,528	2,060	27,168	1,064	820	
First issues for L. of C. ..	8,280	81,324	..	28,728	3,000	10,976	1,440	9,936	1,134	220	1,600	
Total of first issues ..	122,232	1,057,147	..	136,580	13,760	34,800	3,500	500	37,104	2,198	1,040	23,200	..	1,432,061	
Subsequently issued ..	4,788,628	106,740,415	..	27,618,056	10,809,124	559,107	118,417	54,756	6,882	159	25,020,133	26,668	254,938	3,464,636	4,946,756	49,792	386,612	185,910,809	
Total sent ..	4,910,860	107,797,562†	..	27,754,636	10,822,884	593,907	118,767	54,756	6,882	659	25,057,237	26,668	254,938	3,466,834	4,947,796	72,992	386,612	187,342,870	
Issued during current week	Shrapnel	
		H.E.
		Total
Guns in the field ..	318	3,144	..	984	456	..	152	16	5	4	1,046	6	66	224	240	..	106	6,767	

STATEMENT OF AMMUNITION ISSUED TO SALONICA, EGYPT, MESOPOTAMIA AND RUSSIA.

	13-pr. Q.F.	18-pr. Q.F.	4·5-inch Q.F.	60-pr. B.L.	6-in. gun.	2·75-in. Mtn. How.	6-inch how.	8-inch how.	5-inch how.	10-pr. B.L.	15-pr. Q.F.	15-pr. B.L.C.	Totals.	
Taken with—														
Units from Home ..	560	116,176	3,616	6,000	5,140	..	7,992	4,032	7,872	12,456	..	
Colonial and Indian Units	43,920	992	12,000	
Issues for L. of C.	7,992	880	1,000	660	..	2,000	1,968	4,128	2,544	..	
Subsequently issued ..	542,091	4,767,586	1,290,128	62,002	22,540	264,872	49,000	557,373	32,100	75,358	64,545	4,000	..	
Total sent ..	542,651	4,935,674	1,295,616	62,702	22,540	264,872	49,000	563,173	32,100	85,350	82,545	16,000	59,000	
Issued during current week	Shrapnel	23,524	13,000	41,524	
		H.E.	5,500	5,500
		Total	29,024	13,000	47,024
Number of guns ..	114	692	200	88	10	100	20	118	6	18	..	8	3	1,377

NOTES.

The statement of ammunition issued to Italy and East Africa, and the trench howitzers and ammunition, will be found on the next page.

* 4 Mark VII. and 6 Mark XI. Ammunition for these guns is found partly by the Navy.
 † 10,722,722 rounds shipped direct from Canada, of which none were shipped during current week.
 Note.—7,202 rounds 15-pr. ammunition issued to France not included in above totals.

Munitions—France,
 Salonica, Egypt,
 Mesopotamia, Russia.

Munitions—France,
Salonica, Egypt,
Mesopotamia, E. Africa, Italy.

422

ITALY.—STATEMENT OF AMMUNITION ISSUED.

—	13-pr. Q.F.	18-pr. Q.F.	4·5-inch Q.F.	60-pr. B.L.	6-inch How.	9·2-inch How.	Totals.
Taken with units ..	2,800	66,960	17,760	3,840	3,328
Subsequently issued	18,000	520,800	175,259	47,000	267,245	6,500	..
Total sent	20,800	587,760	193,019	50,840	270,573	6,500	1,129,492
Issued during current week	<i>S.</i>
	<i>H.E.</i>
	Total
Number of guns.. ..	16	108	36	24	80	1	265

EAST AFRICA.—STATEMENT OF AMMUNITION ISSUED.

—	12-pr. Q.F.	6-pr. Q.F.	3-pr. Q.F.	4-inch gun.	10-pr. B.L. gun.	13-pr. Q.F. gun.	5-inch B.L. How.	2·95-inch Q.F. gun.	2·75-inch B.L. gun.	3·7-inch Moun- tain How.	Totals.
Total of { shrapnel issues { <i>H.E.</i> ..	200 450	2,000 ..	3,806 ..	500 2,500	9,048 200*	9,000 10,016	6,000 200*	1,800 2,600†	15,002 10,002	.. 4,290	47,356 30,258
Total ..	650	2,000	3,806	3,000	9,248	19,016	6,200	4,400	25,004	4,290	77,614
Issued during cur- rent week—	<i>Shrapnel</i>
	<i>H.E.</i>
	Total
Number of guns	1	2	2	5

* Star shell.

† Double shell.

TRENCH HOWITZERS AND AMMUNITION.

—	1·57-in.	2-inch.	3·7-inch.	4-inch.	Stokes 3-inch.	Stokes 4-inch.	9·45- inch.	New- ton 6-inch.	Totals.	
Total sent {	France	114,734	1,473,330	236,973	17,403	8,593,004	663,782	127,524	857,329	12,084,059
	E., M. and S.	152,000	101,730	..	601,000	10,500	..	57,816	923,046
	Italy	16,100	83,500	99,600
Issued during current week {	France
	E., M. and S.	17,600	17,600
	Italy
Howitzers {	F.	1,432	204	71	812	2,519
	E., M. and S.*	36	35	..	503	4	..	52	630
	Italy	60	120	180

* Excludes 16 Japanese bomb guns and 4,000 bombs also supplied.

Note.—40—3-inch Stokes mortars and 50,000 rounds were supplied to East Africa.

TABLE (iv).—STATEMENT OF AMMUNITION AND GUNS ON 20TH JANUARY, 1919, AT EGYPT AND BASE.

Stock on 20th Jan., 1919.	3·7-inch Mtn. How.	6-pr.	1-pr.	3-pr.	10-pr.	12-pr. 6cwt.	12-pr. 12 cwt.	12-pr. 18 cwt.	13-pr. 6 cwt. and R.H.A.	13-pr. A.A. 6 cwt.	13-pr. 9cwt. A.A.	15-pr. B.L.C.	15-pr. Q.F.	18-pr.	60-pr.	2·75-inch.	2·95-inch.	4-in. B.L.	4-in. Q.F.	4·5-in. How.	4·7-in. Q.F.	5-inch How.	6-inch how., 26 and 30 cwt.	6-inch gun, Mark XI.	6-inch gun, Mark VII.	8-inch How.	Total.		
Ammunition.	Shrapnel—	Egypt	5,800	61,800	..	3,900	256,400	17,600	16,700	4,500	7,800	..	374,500	
		Base	6,400	2,000	138,600	5,500	200	2,600	400	..	159,700	
	H.E.*—	Egypt ..	14300	21100	15,900	..	19300	88,600	38,800	9,300	68,600	37,400	..	2,600	4,300	320,200	
		Base ..	27700	6,400	171,400	15,100	3,000	71,100	58,600	..	300	900	354,900	
	Common—	Egypt
		Base
Total	Egypt ..	14300	26900	77,700	..	23200	345,000	56,400	26,000	73,100	37,400	..	10400	4,300	694,700		
	Base ..	27700	6,400	8,400	310,000	24,000	3,200	73,700	58,800	..	900	900	514,600		
	Total ..	42000	33300	77,700	8,400	23200	655,000	81,000	29,200	146800	96,200	..	11300	5,200	1209300		
No. of guns.	Units.	Egypt ..	16	12	40	..	22	252	26	22	84	61	..	105	2	642	
		Base ..	6	13	7	10	59	15	13	29	29	..	5	4	190	
	Total ..	22	25	40	7	32	311	41	35	113	90	..	110	6	832		

423

* Includes smoke and chemical.

TABLE (iv.).—STATEMENT OF AMMUNITION, &c.—*continued.*

	Trench mortars.*			S.A.A.*		
	6-inch Newton.	Stokes 3-inch.	3·7-inch.	Mark VI.	Mark VII.	
					—	United States manufacture.
Number of { Egypt	9,200	51,100	..	14,000,000	48,000,000	..
rounds { Base	6,800	21,200	50,600	28,556,800	25,422,200	4,198,600
Total	16,000	72,300	50,600	42,556,800	73,422,200	4,198,600
Number of { Egypt units	24	168
guns { Base	30	36	64
Total	54	205	64

* Later information not available.

	Grenades.					
	No. 5.	No. 20.	No. 23.	No. 35.	No. 24.	No. 36.
Number of { Egypt	60	55	1,489	466	..	604
rounds { Base	97,300	..	221,800	48,400	19,000	86,100
Total	97,360	55	222,289	48,866	19,000	86,704

	Machine guns. (1st January, 1919.)				
	Maxim.	Vickers.	Lewis.	Hotchkiss.	Total.
Number of { Egypt	7	877	2,123	708	3,715
guns { Base	28	103	77	7	275
Total	35	1,040	2,200	715	3,990

TABLE (v.).—STATEMENT OF AMMUNITION AND GUNS ON 20TH OCTOBER, 1918, AT SALONICA.

Stock on 20th October, 1918.	8-inch howitzer.	18-pr. gun.	4·5-inch howitzer.	60-pr. gun.	6-inch gun, Mark VII.	6-inch gun, Mark XI.	6-inch gun, Scott patt.	2·75-inch gun.	4·7-inch gun.†	13-pr. 6 cwt. A. A. gun.	13-pr. 9 cwt. A. A. gun.	6-inch howitzer, 26 cwt.	6-inch howitzer, 30 cwt.	Total.	3·7-inch trench, howitzer.	Stokes 3-inch trench mortars.	2-inch trench mortars.	6-inch trench mortars.	Small-arm ammuni- tion.
Ammunition { shrapnel	452,400	..	31,900	300	38,900	..	38,400	5,100	567,000
{ H.E.*	12,300	292,100	148,200	52,000	4,100	4,500	..	36,800	..	17,300	7,900	52,000	28,800	655,500	24,700	147,100	21,500	9,000	..
Small-arm ammunition { Mark VI.	110,965,500
{ Mark VII.
Total	12,300	744,500	148,200	83,900	4,400	4,500	..	75,200	..	55,700	13,000	52,000	28,800	1,222,500	24,700	147,100	21,500	9,000	110,965,500
Number of guns { Units	4	193	48	44	3	4	..	24	..	23	5	32	36	416	35	112	12	12	..
{ Ordnance.. ..	1	24	10	1	2	11	..	3	2	9	3	66	27	40	12	17	..
Total	5	217	58	45	5	4	..	35	..	26	7	41	39	482	62	152	24	29	..

* Includes chemical, smoke and reduced charges.

† Maintained by the Royal Navy.

Machine guns. (1st November, 1918.)				Grenades. (3rd November, 1918.)	
Nature.	With units.	Reserve.	Total.	Nature.	Number.
Maxim	5	5	Hand	227,147
Vickers	210	136	346	Smoke P. Type C.	48,598
Lewis	830	464	1,294	Chemical (No. 28)	43,520
Hotchkiss	29	19	48	Rifle	393,548
Total	1,069	624	1,693	Total	712,813

TABLE (vi).—STATEMENT OF AMMUNITION AND GUNS ON 31ST JANUARY, 1919, IN MESOPOTAMIA.

Stock on 31st Jan., 1919.	2-pr. pom-poms.	3-pr.	12-pr. 12 cwt. and 12-pr. A.A.	13-pr. 6 cwt.	13-pr. 6 cwt. A.A.	13-pr. 9 cwt. A.A.	15 pr. B.L.	15-pr. B.L.C.	18-pr.	60-pr.	4-inch gun.	4.5-inch howitzer.	6-inch how., 30 cwt.	6-inch how., 26 cwt.	5-inch gun.	2.75-inch gun.	Total.	Stokes mortar, 3-inch.	Stokes mortar, 4-inch.	2-inch trench mortar.	6-inch trench mortar.	
Complete rounds of ammunition—																						
Shrapnel	2,400	2,400	3,600	116,600	10,700	..	2,600	25,900	164,200	
H.E.*	100	10,700	15,100	72,100	42,200	..	115,750	..	9,500	..	15,000	370,950	136,200	2,600	..	16,200	
Total	2,500	13,100	18,700	188,700	52,900	..	118,350	..	9,500	..	41,400	530,150	136,200	2,600	..	16,200	
Number of guns in use	1	1	195	16	..	54	..	24	..	42	333	139	4	24	16	
Number of guns in reserve.	10	6	44	5	..	5	..	4	..	2	76	24	8	12	8	
Total	1	11	6	239	21	..	59	..	28	..	44	409	163	12	36	24	

* Includes smoke, incendiary, chemical shells and reduced charges.

	Small-arm ammunition.		Grenades.								Machine Guns.				
	Mark VI.	Mark VII.	23.			3.	20.	26 P.	34.	36.	Maxim.	Vickers.	Lewis.	Hotchkiss.	Total.
			Mark III.	Mark II.	Mark I.										
Units Reserve	9,000,000	85,500,000	64,000	567,000	228,000	46,000	86,000	50,300	2,000	99,000	47 70	601 290	1,314 236	247 59	2,209 655
Total			9,000,000	85,500,000	64,000	567,000	228,000	46,000	86,000	50,300					

TABLE (vii).—STATEMENT OF AMMUNITION, GUNS, RIFLES, GRENADES, &C., ON 10TH NOVEMBER, 1918, IN ITALY, AND OF THE EXPENDITURE OF AMMUNITION FOR THE FIVE WEEKS ENDING 10TH NOVEMBER, 1918.

Stock on 10th November, 1918.	13-pr. A.A.	18-pr.	4·5-inch howitzer.	60-pr.	6-inch howitzer.	8-inch howitzer.	9·2-inch howitzer.	Total.
Ammunition { shrapnel	17,097	479,418	..	41,029	537,544
{ H.E.*	38,753	448,372	242,920	44,699	186,916	18,611	1,782	982,053
Total	55,850	927,790	242,920	85,728	186,916	18,611	1,782	1,519,597
Expenditure for the five weeks ending 10th November, 1918—								
Shrapnel	617	45,996	..	3,366	49,979
H.E..	1,575	35,516	22,165	9,026	59,431	270	181	128,164
Total	2,192	81,512	22,165	12,392	59,431	270	181	178,143
Number of guns { units								
{ reserve	16	108	36	24	76	4	1	265
	10	25	17	5	10	67
Total	26	133	53	29	86	4	1	332

Stock on 10th November, 1918.	Trench mortars.		
	Stokes 3-inch trench mortar.	6-inch Newton.	Total.
Number of rounds, H.E.*	93,853	18,874	112,727
Total	93,853	18,874	112,727
Expenditure for the five weeks ending 10th November, 1918—			
Number of rounds, H.E.	715	715
Total	715	715
Number of guns { units			
{ reserve	72	43	115
	11	2	13
Total	83	45	128

Machine Guns.				Rifles at Base.	
Nature.	With units.	Reserve.	Total.	Nature.	Number.
Vickers.. .. .	220	62	282	·303-inch ..	2,230
Lewis	1,060	58	1,118		
Hotchkiss	12	4	16		
Total	1,292	124	1,416		2,230

* Includes chemical, smoke and gas.

TABLE (vii).—STATEMENT OF AMMUNITION, GUNS, RIFLES, GRENADES, &C., ON 10TH NOVEMBER, 1918, IN ITALY, AND OF THE EXPENDITURE OF AMMUNITION FOR THE FIVE WEEKS ENDING 10TH NOVEMBER, 1918—*continued.*

Grenades.					
Nature.				Number at or in front of railhead.	Number on lines of communication.
No. 20 rifle	860	17,100
No. 22	55,932
No. 23 Mills rifle	155,858	292,440
No. 23 Mills hand.	56,113	257,904
No. 24	53,460	55,980
No. 26	8,565	11,465
No. 27	20,186	13,764
No. 28	10,738	4,986
No. 31	4,529	..
No. 32	11,155	..
No. 33	1,394	1,008
No. 34	13,012	5,016
No. 35	24,740	57,040
No. 36	13,474	1,008
Total				374,084	773,643

Small-arm ammunition.					
Nature.				Number of rounds on lines of communication	Estimated number of rounds with divisions and at railheads.
.303-inch, ball, Mark VII.	56,099,856	37,731,000
Pistol, Webley, ball	153,480	102,627
Total				56,253,336	37,833,627

TABLE (viii).—AMMUNITION ISSUED TO RUSSIA, 1918-19.

For Novorossisk (General Denikin), the Esthonian Government and Vladivostock.

Place.	6-pr.	6-pr.		4.5-inch.		5-inch.	15-pr.		18-pr.*		60-pr.		4.7-inch.		13-pr. 9-cwt.		6-inch 26-cwt.	8-inch howitzer.	
		C.P.	Case shot.	H.E.	Chemical.		Cartridges.	Push tubes.	Shrapnel.	H.E.	Shrapnel.	H.E.	Shrapnel.	H.E.	Shrapnel.	H.E.			Shrapnel.
British Military Mission, Reval.	6,000	20,000	4,000	20,000	28,000*
Local Russian Forces (Murmansk).	12,000	18,000	18,000
Novorossisk (General Denikin).	30,000	21,000	9,000	184,926	30,483	747,967	641,988*	35,769	62,413*	58,000*	8,455	
Esthonian Government	48,000	48,000	4,000	8,000	6,000	..	
Vladivostock	12,000	..	100,000	206,029	218,688	6,000	6,000	
Total	36,000	21,000	9,000	228,926	44,483	100,000	206,029	218,688	839,967	731,988	35,769	62,413	4,000	8,000	64,000	8,455	

* Includes chemical, incendiary and smoke.

TRENCH MORTAR AMMUNITION, GRENADES AND AERIAL BOMBS.

	3-inch, Stokes.	Grenades.		Aerial bombs.	
		23.	35.	20-lb.	50-lb.
British Military Mission, Reval	..	20,000	..	500	200
Novorossisk (General Denikin)	14,000	4,100	2,010
Esthonian Government	100	100
Vladivostock	1,020,000	20,000
Total	14,000	1,040,000	20,000	4,700	4,310

TABLE (ix).—AMMUNITION SENT TO RUSSIA TO 23RD JULY, 1919.

	6-pr.	18-pr.		4.5-inch.		6-inch howitzer.		13-pr. 9-cwt.		60-pr.		2.75-inch.		3 7-inch, H.E.	12-pr. Naval.	Vickers 3-pr.
		Shrapnel.	H.E.*	Shrapnel.	H.E.*	Shrapnel.	H.E.*	Shrapnel.	H.E.	Shrapnel	H.E.*	Shrapnel.	H.E.			
Archangel	142,026	109,257	..	(a)45,538	..	10,500	(b) 3,000	(b) 9,000	(c) 9,200	(c) 20,300	49,223	36,435	34,000
Murmansk	3,000	12,000	8,000	..	32,000	10,000	10,000	..	4,200	11,300
Total	3,000	154,026	117,257	..	77,538	..	10,500	3,000	9,000	9,200	20,300	59,223	46,435	34,000	4,200	11,300

* Includes chemical, incendiary and smoke.

Of the total (a) 18,000 H.E.; (b) 15,000 shrapnel and 4,500 H.E.; (c) 1,600 shrapnel, 6,400 H.E. were lost on the s.s. "Adventure."

TRENCH MORTAR AMMUNITION, GRENADES, AERIAL BOMBS.

	3-inch Stokes.	Grenades.								Aerial bombs.				Smoke generators.
		23.	27.	31.	32.	34.	35.	36.	20-lb.	50-lb.	112-lb.	230-lb.		
Archangel	(a) 112,000	55,160	1,712	50,000	20,000	(b) 100,000	(c) 6,900	(d) 3,250	(e) 3,600	..	250	50,000
Murmansk	19,200	50,000	..	300	6,000	30,008	1,180	672	200
Total	131,200	105,160	..	300	1,712	50,000	26,000	130,008	8,080	3,922	3,800	250	50,000	

Of these totals (a) 15,000; (b) 50,000; (c) 1,350; (d) 1,125; (e) 200 were lost on s.s. "Adventure."

TABLE (x).—STATEMENT OF AMMUNITION AND GUNS ON 10TH AUGUST, 1919, IN RUSSIA.

(i.) *Murmansk.*

—	3-pr.	12-pr		18-pr.	4·5-inch howitzer.	2·75-inch gun.	37-mm.	47-mm.	57-mm.	65-mm., French.	75-mm., French.	155-mm.	3-inch Russian field gun.	Total.	3-inch Stokes trench mortar.
		8-cwt.	12-cwt.												
Guns—															
With units	6	..	1	11	10	4	8	1	2	9	6	58	8
In reserve	10	..	1	5	..	2	20	4	3	45	29
Total	6	10	1	12	10	4	8	6	2	11	20	4	9	103	32
Ammunition—															
With units (shrapnel, H.F.).	500	..	1,900	1,800	2,500	440	500	4,000	900	..	1,403	13,943	72
In reserve (shrapnel, H.E.).	7,500	4,900	1,700	13,700	7,800	7,400	6,500	..	20	27,000	50,400	950	2,800	130,670	9,700
Total	8,000	4,900	3,600	15,500	10,300	7,400	6,500	440	520	31,000	51,300	950	4,203	144,613	9,772

—	Small-arm ammunition.				Grenades.				Machine guns.					Total.
	7·62-mm.	·455-inch.	8-mm.	·7-in.	No. 23.	French.	No. 35.	No. 36.	Vickers.	Colts.	Lewis.	Maxims.	Hotchkiss.	
Units	1,500,000	69,000	1,900,000	1,970,000	48,000	8,500	5,900	24,000	72	5	179	42	..	298
Reserve									57	2	98	50	30	209
Total	1,500,000	69,000	1,900,000	1,970,000	48,000	8,500	5,900	24,000	129	7	277	92	30	535

TABLE (x).—STATEMENT OF AMMUNITION AND GUNS ON 7TH JULY, 1919, IN RUSSIA—continued.

(ii.) Archangel.

	6-pr.	12-pr.		18-pr.	18-pr.	60-pr. B.L.	4.5-inch howitzer.	6-inch howitzer.	8-inch howitzer.	2.75-inch gun.	75-mm, French.	155-mm.	4.2-inch, Schneider.	6-inch, Russian.	87-mm, Russian.	47-mm, Russian.	75-mm, Russian.	76-mm, Russian.	3-inch Rus- sian Naval howitzer	3-inch Rus- sian field gun.	76.5-mm, Austrian.	Total.	3-inch Stokes trench mortar.	
		8-cwt.	12-cwt.																					
GUNS.																								
With units ..	1	24	4	5	4	..	2	19	7	..	1	..	2	1	..	4	4	1	79	32	
In reserve ..	2	1	5	..	2	..	4	9	..	2	16	1	..	1	1	..	2	2	3	51	29	
Total ..	3	1	29	4	7	4	4	11	19	9	16	2	..	3	2	..	6	6	4	130	61	
AMMUNITION.																								
With units—																								
Shrapnel	10,716	812	593	1,457	..	247	1,581	..	15,286	} 1,329	
H.E. ..	554	7,244*	1,364*	2,712*	2,862	..	811	..	1,118	..	145	400	566	8,190	..	530	1,534	638	28,664		
In reserve—																								
Shrapnel	}		1,500	49,200	410	1,080	52,190	} 10610	
H.E.	500		4,500	23,060*	6,430*	24,590*	3,630*	..	5,530	80,990	5,880	2,400	..	1,160	..	600	1,630	4,300	165,200		
Total ..	554	500		6,000	90,220	9,016	27,302	6,492	..	8,014	80,990	6,998	..	145	2,800	566	10,607	..	1,377	4,745	4,938	261,340	11,930	

* Includes smoke, gas and incendiary.

	Small-arm ammunition.				Grenades.						Machine guns.					
	7.62 mm.	.303-inch.	French.	.22 in R.F.	No. 23, Mark II.	No. 34, Mark III.	No. 23.	No. 27.	No. 35.	No. 36.	Vickers.	Colts.	Lewis.	Maxims.	Hotchkiss.	Total
Units ..	8,119,251	1,211,937	172,753	190	62	433	6	..	691
Reserve ..	51,609,000	8,175,700	..	38,900	62,910	81,530	206	304	966	2	..	1,478
Total ..	59,728,251	9,387,637	172,753	38,900	62,910	81,530	396	366	1,399	8	..	2,169

Munitions, Russia.

TABLE (xi).—AMMUNITION ON THE LINES OF COMMUNICATION IN FRANCE.

(1st June, 1915, to 1st September, 1916.)

NOTE.—These figures are additional to the rounds carried in the ammunition echelons of the various units.

Date.	3-pr.	13-pr.		3-in.	18-pr.		4·5-inch.		4·7-inch.		60-pr.		6-inch howitzer.	6-inch gun.		8-inch.	9·2-in.	12-in.	15-in.	S.A.A.
		Shrapnel.	H.E.		Shrapnel.	H.E.	Shrapnel.	H.E.	Shrapnel.	H.E.	Shrapnel.	H.E.	H.E.	Shrapnel.	H.E.	H.E.	H.E.	H.E.	H.E.	
1915.																				
1st June	396	2,256	..	44,524	7,872	273	1,182	1,966	841	10,446	320	100	Nil	207	220	850	..	22	..
1st September	18,195	17,906	..	348,853	88,463	212	36,561	525	1,319	2,601	8,641	19,030	Nil	2,927	3,435	1,884	..	331	..
1st December ..	12,336	55,283	23,800	..	432,266	380,937	55	62,897	Nil	1,040	5,085	15,251	19,075	153	4,829	12,031	6,087	2,208	689	109,233,030
1916.																				
1st January ..	11,583	71,262	21,996	..	657,769	235,182	1,802	45,901	8	600	3,974	7,317	16,552	32	3,231	12,843	7,536	3,092	1,015	126,839,100
1st April ..	16,784	14,638	49,226	1,375	2,012,666	428,142	1,128	268,920	5,902	18,522	44,443	43,534	73,064	1,000	7,552	38,632	16,657	9,231	1,748	195,205,200
8th ..	16,480	21,961	58,854	1,375	2,170,824	462,534	1,172	273,642	6,235	16,811	50,574	41,803	74,535	1,450	6,573	37,615	17,134	8,511	1,860	220,137,200
15th ..	16,480	36,283	66,026	1,974	2,313,653	509,548	1,022	299,712	8,712	18,391	53,648	45,281	87,256	1,750	6,875	38,403	21,043	8,476	1,906	221,724,200
22nd ..	16,480	45,207	64,578	2,424	2,447,933	531,235	789	326,766	8,604	23,915	55,156	53,593	96,949	1,750	8,734	38,955	23,577	8,087	1,906	216,244,200
1st May ..	16,480	26,777	72,657	2,154	2,397,224	567,886	1,986	305,337	7,836	23,692	56,932	55,242	100,224	1,639	8,871	36,233	25,879	8,407	1,906	195,090,200
8th ..	16,480	35,608	66,221	2,004	2,486,698	624,227	1,990	342,793	6,978	21,305	71,034	56,844	107,959	1,497	8,667	35,101	28,565	8,431	1,861	207,356,200
15th ..	16,480	37,756	68,424	2,004	2,683,231	676,713	2,076	360,099	6,423	20,498	77,737	57,360	112,134	1,364	6,936	34,157	30,375	7,783	1,854	200,295,600
22nd ..	16,480	51,250	71,031	1,768	2,790,790	820,781	2,076	409,806	2,566	43,404	81,532	58,143	126,051	884	8,945	29,995	32,888	7,996	1,840	205,138,000
1st June ..	16,448	61,590	86,678	1,530	2,927,619	832,485	1,996	481,472	2,661	23,738	91,502	59,089	143,409	2,708	9,357	32,015	37,182	7,736	1,788	189,276,750
8th ..	16,448	66,175	70,795	3,530	3,135,137	881,694	1,900	496,397	905	18,944	88,646	53,304	147,934	2,385	9,685	31,459	37,732	6,991	1,759	197,897,720
15th ..	16,288	57,691	101,302	4,034	2,897,580	765,820	1,900	382,025	905	15,413	64,738	34,879	107,519	1,548	6,503	19,790	21,504	5,349	1,354	173,647,510
22nd ..	16,443	58,653	111,032	4,034	2,870,962	662,917	2,044	279,152	1,574	5,154	32,157	15,566	83,467	1,188	2,387	4,558	6,704	3,026	344	217,995,510
1st July ..	15,787	77,939	116,743	4,052	2,649,452	568,563	1,984	253,314	1,748	11,729	24,417	27,129	108,612	193	572	16,536	6,166	1,921	210	235,470,810
8th ..	21,737	86,975	119,134	3,652	2,625,900	653,395	2,075	204,204	2,549	6,749	20,555	34,223	125,230	193	827	12,526	6,997	2,820	348	221,566,810
15th ..	21,529	111,926	148,609	3,652	2,391,511	633,396	2,075	176,384	2,039	4,995	16,071	33,925	74,674	43	2,997	21,988	19,979	1,798	406	241,223,610
22nd ..	9,404	113,598	130,179	2,132	1,804,981	446,498	2,968	175,722	4,611	8,950	11,685	19,564	43,597	1,149	23,552	24,748	1,001	255	202,873,950	
1st August ..	9,404	114,559	138,297	1,832	1,439,167	460,450	3,544	227,323	4,597	12,468	17,381	23,663	35,310	3,000	3,443	44,925	47,339	1,024	160	199,255,950
8th ..	9,404	124,997	144,501	1,832	1,333,106	456,827	3,823	222,741	5,606	9,447	12,903	24,189	33,923	1,494	2,183	34,848	44,990	377	118	206,255,950
15th ..	9,404	125,805	153,161	1,835	1,330,480	463,257	3,441	239,718	3,569	6,566	6,485	35,846	29,283	3,092	3,150	30,570	51,270	258	100	236,141,714
22nd ..	13,699	126,809	155,523	1,832	1,340,786	470,995	2,942	233,001	1,818	4,275	10,831	19,140	23,073	4,062	2,532	29,990	52,764	2,135	122	243,896,379
1st September ..	9,888	149,719	164,991	1,832	1,072,623	435,684	2,947	354,800	1,430	12,719	36,090	43,413	23,743	2,480	2,588	29,473	60,212	5,301	24	263,632,079

TABLE (xii).—AMMUNITION SENT TO FRANCE.

(August, 1914, to 23rd November, 1918.)

Period.	13-pr. Q.F.	18-pr. Q.F.	4.5-in. Q.F.	60-pr. B.L.	4.7-in. Q.F.	6-in. B.L. gun.	9.2-in. gun.	12-in. gun.	14-in. gun.	6-in how.	15-in. how.	12-in how.	9.2-in. how	8-in. how.	5-in. how.	15-pr. B.L.C.	8-in. Q.F. 20 cwt.	15-pr. Q.F.	2.75 B.L. gun.	Total.
Total sent to 3rd April, 1915	194,444	1,341,748	239,749	83,777	88,856	10,850	49,259	3,259	..	14,000	78,768	..	8,232	21,000	2,133,942
1915.																				
13 weeks ending 3rd July	59,164	790,306	94,982	42,950	41,702	3,150	31,946	6,013	1,930	21,255	103,000	2,500	1,198,898
13 " " 2nd Oct. . .	99,604	1,277,574	188,550	49,165	32,650	13,043	42,645	282	400	7,890	11,390	12,437	11,500	1,000	1,748,130
13 " " 31st Dec. . .	109,320	1,878,094	238,570	48,500	25,150	6,411	58,426	565	4,074	15,288	27,768	23,800	13,500	7,816	2,457,282
1916.																				
4 weeks ending 29th Jan. . .	8,152	595,656	123,412	30,230	17,702	670	25,274	359	1,447	4,280	7,880	1,500	816,562
4 " " 26th Feb	22,072	926,674	147,872	40,851	16,910	2,950	27,762	357	2,739	6,628	14,320	1,209,635
5 " " 31st Mar.	53,264	1,445,788	224,238	92,325	28,450	7,652	42,378	271	2,345	9,582	18,588	1,924,881
4 " " 29th April	48,426	1,071,940	168,038	56,368	20,000	4,300	2,555	900	..	52,857	139	..	13,617	3,060	1,447,200
4 " " 27th May	70,480	1,298,634	341,143	80,552	18,100	5,500	200	46,198	15,852	7,740	1,884,404
5 " " 30th June	142,556	2,926,360	487,850	167,982	34,902	4,250	550	212,429	375	3,300	34,728	54,913	5,000	4,075,195
4 " " 29th July	173,584	2,413,800	599,236	165,674	54,716	8,750	482	154,233	802	6,758	93,259	91,952	3,763,246
5 " " 31st Aug.	162,348	3,871,121	878,392	301,714	45,339	15,600	569	302,185	875	9,255	110,557	85,551	1,064	5,784,270
4 " " 30th Sept	83,408	3,419,378	767,508	248,439	38,450	16,900	400	283,482	870	7,405	96,660	84,305	5,047,205
4 " " 28th Oct	77,980	3,738,426	911,730	278,444	73,118	18,500	400	306,023	903	10,390	97,476	142,387	3,000	5,658,777
5 " " 2nd Dec.	105,417	4,276,009	950,520	329,338	35,022	9,500	300	407,456	796	8,027	141,745	112,276	6,376,406
4 " " 30th Dec.	122,500	3,724,397	690,965	258,037	15,440	15,500	400	378,995	342	5,501	122,877	73,152	5,408,106
1917.																				
4 weeks ending 27th Jan.	26,390	3,548,004	813,299	306,171	7,400	22,800	100	395,216	590	1,967	121,545	106,023	5,349,505
4 " " 24th Feb.	46,867	3,601,090	685,690	271,266	..	42,048	400	250	..	490,358	580	6,163	136,777	155,143	16,300	5,454,932
5 " " 31st Mar.	180,748	3,954,542	980,456	575,244	..	30,200	400	50	..	723,412	593	5,102	173,274	177,658	1,000	6,802,679
4 " " 28th April	121,724	2,887,717	934,960	350,007	..	21,780	350	35	..	541,578	1,008	9,699	143,945	137,298	6,206	5,156,307
5 " " 2nd June	357,380	5,015,144*	1,274,408*	484,079*	..	37,960	430	195	..	1,143,006	1,057	11,348	192,206	204,163	9,060	8,630,476
4 " " 30th June	199,792	4,101,826	1,126,707	438,431	..	47,124	358	174	..	935,134	1,013	6,289	147,074	220,596	4,000	7,228,518
4 " " 28th July	147,772	2,473,752	867,366	346,075	..	23,350	2,722	250	..	1,017,733	1,758	7,680	83,279	188,051	1,200	17,000	5,177,988
5 " " 1st Sept.	179,964	2,992,956	682,144	322,452	..	18,875	3,410	1,500	..	1,468,092	1,680	8,279	101,718	257,442	1,002	11,000	6,050,514
4 " " 29th Sept	123,866	2,237,496	832,740	286,353	..	17,740	648	500	..	909,520	2,150	7,750	184,742	253,555	18,500
5 " " 3rd Nov	263,336	2,137,152	1,233,064	351,481	..	22,840	4,470	273	..	1,142,092	2,240	19,143	222,764	348,022	15,500	5,764,397
4 " " 1st Dec	159,008	2,378,442	1,029,859	299,202	..	28,655	4,503	298	..	801,915	1,490	17,807	101,098	291,839	27,000	5,141,116
4 " " 23rd Dec.	103,092	1,520,863	618,130	222,924	..	23,475	1,558	500	..	530,395	1,500	10,307	74,157	143,678	5,000	3,655,584

Ammunition sent to France since August, 1914.

1918.																						
(3343)	5 weeks ending	2nd Feb. ..	97,644	3,032,496	724,140	308,873	..	31,800	1,064	133	..	895,730	958	11,283	111,558	120,403	32,954	5,369,036
4	"	2nd March	120,780	2,762,734	679,592	278,118	..	31,280	1,295	108	..	864,043	1,125	11,011	105,477	118,100	14,564	4,988,247
4	"	30th March	215,212	2,926,000	727,454	279,215	..	31,100	973	106	..	960,057	535	6,112	77,453	86,142	5,304	5,315,663
4	"	27th April	272,052	3,677,064	807,016	327,541	..	44,459	1,010,461	165	1,716	21,437	38,333	43,472	6,258,766
4	"	25th May..	196,536	4,618,397	1,057,666	569,332	..	83,283	2,730	200	..	1,084,050	35,504	127,606	17,308	6,792,612
5	"	29th June..	178,948	4,749,065	1,510,443	689,779	..	85,308	6,063	800	..	1,463,044	..	11,314	82,057	230,682	43,800	9,051,253
4	"	27th July..	93,224	2,168,387	921,292	336,279	..	64,929	3,693	1,208,012	..	19,147	102,599	419,708	34,400	6,371,670
5	"	31st August	181,520	2,977,416	1,085,648	452,060	..	107,354	5,474	1,531,593	984	14,453	175,841	348,336	36,800	6,918,509
4	"	24th Sept	91,386	3,297,366	646,335	459,944	..	82,263	4,017	330	..	1,608,827	606	3,707	105,958	101,839	5,242	6,407,820
4	"	26th Oct...	101,893	4,174,675	1,203,389	465,550	..	104,817	3,585	210	159	1,643,915	..	3,000	157,145	123,833	12,726	7,994,796
4	"	23rd Nov...	52,516	2,102,144	455,359	172,283	..	40,681	1,154	70	..	588,079	85,995	86,314	392	3,474,987
	Total		4,910,860†	107,797,562†§	27,754,636†	10,822,884†	593,907	1,187,647	54,756	6,882	659†	25,057,237†	26,668	254,938	346,6334†	4,947,796	72,992	7,202†	386,612	..†	..†	187,342,870†

* Includes ammunition taken with Division, *i.e.*, 18-pr. Q F. 3,024 rounds, 4.5-inch Q F. 1,776 rounds, 60-pr. B L. 480 rounds.
† The total excludes the following numbers of rounds which, however, are included in the details shown by months. ‡ Full details by months are not available.
§ 10,040,400 rounds of this amount were shipped direct from Canada

	Returned defective and other causes.	Sent to Italy.	Total.
13-pr	10,000	20,800	30,800
18-pr.	379,716	550,260	929,976
4.5-in.	892	194,119	195,011
60-pr.	37,340	37,340
6-in. how. ..	50,000	260,573	310,573
9.2-in. how.	6,500	6,500
15-pr. B L.C. ..	206,765	..	206,765
15-pr. Q.F... ..	8,232	..	8,232
2.7-in. B.L. ..	32,316	..	32,316
Total	687,924	1,070,092	1,758,016

435 Ammunition sent to France since August, 1914.

TABLE (xiii).—AMMUNITION SENT TO THE EGYPTIAN, SALONICA, MESOPOTAMIAN AND RUSSIAN EXPEDITIONARY FORCES.*
(August, 1914, to 23rd November, 1918.)

Period.	13-pr. Q.F.	18-pr. Q.F.	4·5-in. Q.F.	60-pr. B.L.	6-in. gun.	2·75-in.	3·7-in. Mtn. how.	6-in. how.	5-in. how.	10-pr. B.L.	15-pr. Q.F.	15-pr. B.L.C.	9·2-in. how.	8-in. how.	Total.
Total sent to 3rd April, 1915	27,000	2,000	2,000	1,600	..	6,000	38,600
1915.															
13 weeks ending 3rd July	560	182,372	10,292	4,044	1,560	11,992	20,545	12,000	27,000	270,365
13 " 2nd October	500	239,072	14,640	8,500	5,500	18,758	6,000	4,000	21,000	1,000	..	318,970
13 " 31st December	500	621,544	70,136	24,800	..	2,000	..	21,200	30,000	21,000	..	3,000	794,180
1916.															
4 weeks ending 29th January..	153,600	19,048	4,000	..	7,830	..	1,000	6,000	4,000	195,478
4 " 26th February	10,400	..	2,000	..	6,500	3,000	500	1,500	23,900
5 " 31st March	25,000	6,000	7,500	5,000	100	100	43,700
4 " 29th April	5,000	68,000	10,000	1,000	200	6,000	6,000	8,000	104,200
4 " 27th May	50,000	10,000	2,000	200	5,000	..	3,000	10,000	80,200
5 " 30th June	100,000	20,000	5,000	200	34,000	14,000	173,200
4 " 29th July	75,000	10,000	2,000	1,600	88,600
5 " 31st August	18,000	145,000	20,000	4,000	14,000	201,000
4 " 30th September	2,000	60,140	20,000	12,000	12,000	106,140
4 " 28th October	24,500	..	50,000	11,000	200	40,000	..	20,000	145,700
5 " 2nd December	16,283	91,000	60,000	24,000	400	16,040	..	10,000	217,723
4 " 30th December	16,000	..	80,000	30,000	..	3,000	..	5,500	1,000	135,500
1917.															
4 weeks ending 27th January.. ..	840	240,000	119,540	40,000	1,340	10,000	..	23,500	600	435,820
4 " 24th February	11,200	200,000	30,000	25,000	1,000	20,000	..	10,000	297,200
5 " 31st March	22,000	304,572	81,194	43,500	7,200	..	10,000	468,466
4 " 28th April	36,500	244,312	53,166	20,500	3,500	10,000	..	24,000	391,978
5 " 2nd June	47,560	415,000	103,260	26,000	800	35,040	..	85,580	2,000	715,240
4 " 30th June	22,500	250,000	53,160	13,000	1,000	15,000	..	23,780	1,750	380,190
4 " 28th July	54,000	119,500	47,160	7,000	..	22,000	..	46,000	300	295,960
5 " 1st September	47,000	196,500	22,970	46,500	500	12,000	..	55,000	5,500	380,970
4 " 29th September	35,000	170,540	87,000	21,000	10,000	56,000	5,950	385,490
5 " 3rd November	33,500	59,000	53,500	25,000	8,800	90,280	5,000	275,080
4 " 1st December	44,500	148,920	81,000	63,750	3,000	5,000	6,000	26,520	6,500	385,190
4 " 29th December	21,500	113,500	42,000	23,000	400	22,000	2,000	224,400

Ammunition sent to Egypt, Salonica, Mesopotamia and Russia since August, 1914.

1918.																
5 weeks ending 2nd February	23,000	133,000	24,000	31,000	1,000	4,000	11,000	16,000	6,000	254,000
4 weeks ending 2nd March	2,000	20,000	22,000
4 weeks ending 30th March	15,000	3,000	18,000
4 weeks ending 27th April	250	2,000	2,250
4 weeks ending 25th May	4,500	9,000	3,000	1,000	500	18,000
5 weeks ending 29th June	13,000	63,200	5,000	11,000	3,000	3,200	3,000	101,400
4 weeks ending 27th July	17,208	12,000	9,500	3,500	..	5,000	5,000	10,000	62,208
5 weeks ending 31st August	49,096	3,000	22,199	74,295
4 weeks ending 28th September	102,314	12,500	20,204	..	10,002	..	15,000	160,020
4 weeks ending 26th October	8,000	480	..	460	..	5,000	8,000	800	14,740
4 weeks ending 23rd November	110,612	32,400	6,072	11,745	160,829
Total	542,651†	4,935,674††	1,295,616††	627,029†	22,540	264,872	49,000	563,173††	85,350†	82,545	16,000	59,000	1,600†	32,100†	8,575,550††

* Includes ammunition shipped direct to Basra.

† The total excludes 115,000 rounds	18-pr. Q.F.	} Sent to France, Mesopotamia and Italy from Mediterranean Force.
11,600	4·5-in. Q.F. how.	
100,080	6-in. how.	
16,000	5-in. how.	
1,800	9 2-in. how.	
1,600	8-in. how.	
Total ..	245,830	

† Includes ammunition sent to Force "D," Mesopotamian Expeditionary Force, and not previously shown in the monthly totals, viz. :—

2,000 rounds	13-pr. Q.F.
260,000	18-pr. Q.F.
40,000	4·5-in. Q.F.
28,000	60-pr. B.L.
11,248	6-in. how
Total	341,248

TABLE (xiv).—AMMUNITION SENT TO THE EAST AFRICAN EXPEDITIONARY FORCE.
(To 23rd November, 1918.)

Date.	12-pr. Q.F.	6-pr. Q.F.	3-pr. Q.F.	4-in. Q.F.	10-pr. B.L.	13-pr. Q.F.	5-in. B.L. how.	2·95-in. Q.F.	2·75-in. B.L.	3·7-in. mountain how.	Total.
1917.											
Issued to 12th May	650	2,000	3,806	3,000	9,248	19,016	6,200	4,400	20,004	..	68,324
19 weeks ending 29th September	5,000	4,290	9,290
5 " 13th October
8 " 29th December

Ammunition sent to Italy. East Africa.

TABLE (xv).—AMMUNITION SENT TO THE ITALIAN EXPEDITIONARY FORCE.
(To 23rd November, 1918.)

Date.	13-pr. Q.F.	18-pr. Q.F.	4·5-in. Q.F.	60-pr. B.L.	6-in. how.	9·2-in. how.	Total.
1917.							
Issued to 7th November	217,141	4,500	221,641
4 weeks ending 1st December	9,800	368,068	131,858	31,840	37,800	2,000	581,366
4 " 29th December	11,000	216,692	61,161	12,000	5,632	..	306,485
1918.							
5 weeks ending 2nd February
4 " 2nd March
4 " 30th March
4 " 27th April
4 " 25th May*	8,000	..	7,000	10,000	..	20,000
Total	20,800	587,760	193,019	50,840	270,573	6,500	1,129,492

* Ammunition for the Italian Expeditionary Force was, from this date onwards, sent from stocks already in France.

**Trench Howitzer Ammunition
sent to France since
August, 1914.**

**TABLE (xvi).—TRENCH HOWITZER AMMUNITION SENT TO FRANCE, EGYPT, SALONICA,
MESOPOTAMIA, RUSSIA AND ITALY.
(August, 1914, to 23rd November, 1918.)**

I.—FRANCE.

Period.	1·57-in.	2-in.	3·7-in.	4-in.	Stokes.		9·45- inch.	New- ton 6-in.	Total.
					3-in.	4-in.			
Total sent from August, 1914, to 3rd April, 1915.	700	50	4,000	1,200	5,950
1915.									
13 weeks ending 3rd July	5,925	1,100	40,000	1,874	48,899
13 " 2nd Oct.	10,681	2,175	24,450	1,752	39,068
13 " 31st Dec.	14,000	9,380	54,500	1,984	79,864
1916.									
4 weeks ending 29th Jan.	19,470	2,700	18,000	976	41,146
4 " 26th Feb.	7,562	29,884	33,000	200	211,127	6,525	288,298
5 " 31st Mar.	39,847	107,483	64,023	400	281,986	..	1,200	..	494,939
4 " 29th April	16,539	140,728	3,000	1,917	385,963	10,786	558,933
4 " 27th May	..	85,838	325,875	411,713
5 " 30th June	..	30,029	595,988	6,864	5,950	..	638,831
4 " 29th July	..	55,496	120,672	..	13,799	..	189,967
4 " 31st Aug.	..	56,304	82,011	..	21,011	..	159,326
5 " 30th Sept.	..	54,140	464,685	2,999	12,600	..	534,424
4 " 28th Oct.	..	93,200	..	1,000	379,209	473,409
5 " 2nd Dec.	..	36,680	429,180	8,848	474,708
4 " 30th Dec.	..	53,360	308,856	3,544	365,760
1917.									
4 weeks ending 27th Jan.	..	52,600	271,165	14,564	500	..	338,829
4 " 24th Feb.	..	32,260	225,661	14,364	272,285
5 " 31st Mar.	..	205,191	354,914	38,200	18,500	..	616,805
4 " 28th April	..	99,099	170,963	60,500	125	..	330,687
5 " 2nd June	..	83,299	198,692	121,022	8,696	..	411,709
4 " 30th June	..	82,526	192,737	52,458	9,765	9,280	346,766
4 " 28th July	..	108,088	..	6,100	307,744	36,128	10,355	17,342	485,757
5 " 1st Sept.	..	35,970	359,682	63,280	5,000	27,100	491,032
4 " 29th Sept.	..	17,500	207,727	104,872	3,783	15,280	349,162
5 " 3rd Nov.	268,889	79,538	5,000	51,695	405,122
4 " 1st Dec.	65,610	8,064	2,500	32,660	108,834
4 " 29th Dec.	60,559	8,900	300	38,117	107,876
1918.									
5 weeks ending 2nd Feb.	157,169	3,704	800	74,820	236,493
4 " 2nd Mar.	273,827	480	200	42,073	316,580
4 " 30th Mar.	208,302	..	500	39,575	248,377
4 " 27th April	402,605	5,000	..	65,717	473,322
4 " 25th May	361,980	7,016	3,940	63,018	435,954
5 " 29th June	262,423	6,126	100	64,451	333,100
4 " 27th July	92,519	87,559	180,078
5 " 31st Aug.	225,398	116,180	341,578
4 " 28th Sept.	272,717	..	1,000	69,927	345,644
4 " 26th Oct.	67,265	32,785	100,050
4 " 23rd Nov.	28,904	9,730	38,634
Total ..	114,734	1,473,330	236,973	17,403	8,593,004	663,782	127,524	857,329	12084059

* The total excludes 1,750 rounds 2-inch and 30,000 rounds Stokes 3-inch sent to Italy; also 50,000 rounds Stokes 3-inch sent to East Africa.

Trench Howitzer Ammunition
sent to Egypt, Salonica,
Mesopotamia, Russia and Italy.

440

TABLE (xvi).—TRENCH HOWITZER AMMUNITION SENT TO FRANCE, EGYPT, SALONICA,
MESOPOTAMIA, RUSSIA AND ITALY—*continued.*

II.—EGYPT, SALONICA, MESOPOTAMIA AND RUSSIA.

Period.	2-in.	3·7-in.	4-in.	Stokes.		240 mm.	New- ton 6-in.	Total.
				3-in.	4-in.			
Total sent to 31st Dec., 1915..	..	28,730	28,730
1916.								
4 weeks ending 29th Jan.	2,000	..	15,000	17,000
4 " 26th Feb.
5 " 31st Mar.	11,000	11,000
4 " 29th April	60,000	60,000
4 " 27th May
5 " 30th June	52,554	52,554
4 " 29th July	47,446	47,446
5 " 31st Aug. ..	20,000	40,000	60,000
4 " 30th Sept.
4 " 28th Oct.	49,000	49,000
5 " 2nd Dec.	25,000	25,000
4 " 30th Dec.	75,000	75,000
1917.								
4 weeks ending 27th Jan.	54,794	54,794
4 " 24th Feb.
5 " 31st Mar. ..	12,000	75,206	87,206
4 " 28th April ..	2,000	2,000
5 " 2nd June ..	10,000	45,000	55,000
4 " 30th June ..	2,000	30,000	796	32,796
4 " 28th July ..	30,000	30,000
5 " 1st Sept. ..	6,500	6,500
4 " 29th Sept. ..	17,500	10,000	27,500
5 " 3rd Nov. ..	12,000	10,000	22,000
4 " 1st Dec. ..	20,000	30,000	6,000	56,000
4 " 29th Dec.	500	..	8,000	8,500
1918.								
5 weeks ending 2nd Feb.	2,000	9,000	11,000
4 " 2nd Mar.
4 " 30th Mar.	3,000	3,000
4 " 27th April
4 " 25th May
5 " 29th June	10,000	..	14,000	24,000
4 " 27th July	5,000	3,000	8,000
5 " 31st Aug.	6,000	6,000
4 " 28th Sept.	4,010	4,010
4 " 26th Oct.
4 " 23rd Nov.	4,010	4,010
Total ..	152,000*	101,730	..	601,000*	10,500	..	57,816	923,046

III.—ITALY.

Period.	2-inch.	Stokes 3-inch.	Total.
1917—4 weeks ending 1st Dec...	8,050	51,000	59,050
4 " 29th Dec.	8,050	32,500	40,550
1918—47 weeks ending 23rd Nov.
Total ..	16,100	83,500	99,600

* Includes trench howitzer ammunition sent to the Mesopotamian Expeditionary Force, and not previously included in monthly totals, viz. :—

20,000 rounds, 2-inch.
35,000 rounds, Stokes 3-inch.

TABLE (xvii.).—NUMBER OF GUNS AND TRENCH HOWITZERS IN FRANCE.

(April, 1915, to 23rd November, 1918.)

Date.	Guns.																			Trench howitzers.												
	13-pr. Q.F.	18-pr. Q.F.	18-pr. Q.F. anti-tank.	4.5-in. Q.F.	60-pr. B.L.	4.7-in. Q.F.	6-in. B.L. gun.	9.2-in. gun.	12-in. gun.	14-in. gun.	6-in. B.L. how.		15-in. how.	12-in. how.	9.2-in. how.	8-in. how.	5-in. how.	18-pr. Q.F. anti-tank.	15-pr B.L.C.	3-in. Q.F., 20 cwt.	15-pr. Q.F.	275-in. B.L. gun.	Total	1.57-in.	2-in.	3.7-in.	4-in.	Stokes.		9.45-in.	Newton 6-in.	Total.
											26 cwt.	30 cwt.																3-in.	4-in.			
1915.																																
1st April ..	118	625	..	116	28	64	8	32		8	..	24	..	108	..	4	18	1,153	16	2	70	18	106
1st July ..	104	793	..	164	36	88	8	40		14	8	48	..	204	..	4	18	1,529	127	25	125	40	317
1st October ..	118	1,533	..	380	64	92	24	72		3	1	20	24	48	..	132	18	2,529	149	65	180	60	445
1916.																																
1st January ..	132	1,791	..	420	72	76	24	76		5	6	24	32	40	18	2,716	197	110	271	62	640
1st February ..	138	1,847	..	494	80	72	24	76		5	9	24	32	2,801	198	123	206	62	539
1st March ..	144	1,895	..	508	88	84	24	80		6	14	28	40	2,911	181	153	294	67	104	25	824
1st April ..	156	2,039	..	560	116	88	32	92		6	20	44	58	3,211	190	308	294	128	457	19	12	..	1,408
1st May ..	168	2,093	..	576	176	92	32	3	1	..	128		6	22	54	62	3,413	136	568	252	115	618	23	12	..	1,424
1st June ..	149	2,327	..	616	194	92	32	4	1	..	148		8	24	72	64	3,721	55	592	249	95	751	215	12	..	1,969
1st July ..	164	2,471	..	652	240	88	32	3	1	..	192		8	30	88	64	4	4,037	91	691	132	40	1,248	261	12	..	2,475
1st August ..	181	2,713	..	708	252	80	32	4	2	..	208		9	30	100	72	50	4,441	117	652	121	42	1,210	248	62	..	2,452
1st September	193	2,713	..	703	280	88	32	3	2	..	248		9	32	120	88	50	3	4,569	101	685	100	7	1,312	282	92	..	2,579
1st October ..	210	2,713	..	708	304	80	32	3	1	..	312		10	32	140	100	50	3	4,698	104	730	44	1	1,401	296	134	..	2,710
1st November	210	2,713	..	772	340	80	32	2	1	..	348		10	28	152	104	50	5	4,847	104	574	1,230	296	121	..	2,325
2nd December	210	2,677	..	816	360	80	44	2	1	..	316 48		10	28	163	108	50	5	4,923	72	660	1,320	296	137	..	2,485
30th December	223	2,659	..	816	360	80	48	2	1	..	334 40		10	28	176	120	50	5	5,007	54	656	1,432	295	119	..	2,556

441
Guns and Trench Howitzers in France. By months.

TABLE (xvii).—NUMBER OF GUNS AND TRENCH HOWITZERS IN FRANCE—*continued.*

Date	Guns																	Trench howitzers														
	13-pr. Q.F.	18-pr. Q.F.	18-pr. Q.F. anti-tank.	4.5-in. Q.F.	60-pr. B.L.	4.7-in. Q.F.	6-in. B.L. gun.	9.2-in. gun	12-in gun	14-in. gun.	6-in. B.L. how		15-in. how.	12-in how	9.2-in how.	8-in. how	5-in how.	18-pr Q.F. anti-tank	15-pr B.L.C.	3-in Q.F., 20 cwt.	15-pr Q.F.	2.75-in. B.L. gun	Total	1.67-in.	2-in	3.7-in.	4-in.	Stokes.		9.45-in	Newton 6-in.	Total.
											26 cwt.	30 cwt																3-in.	4-in			
1917.																																
27th January..	234	2,743	..	852	412	40	48	3	2	..	456	10	29	176	124	38	5,162	19	676	1,445	303	123	..	2,547	
24th February	234	2,839	..	884	428	36	52	3	2	..	524	10	30	180	164	37	5,423	..	700	1,498	326	123	..	2,647	
31st March ..	246	2,971	..	912	464	20	52	3	2	..	548	10	33	184	176	37	5,658	..	715	1,515	291	123	..	2,544	
28th April ..	248	2,971	..	920	480	..	52	3	2	..	636	10	33	184	192	38	5,769	..	740	1,622	304	148	..	2,814	
2nd June ..	254	3,049	..	924	480	..	52	3	2	..	764*	10	35	184	203	38	6,005	..	756	1,622	199	138	..	2,715	
30th June ..	266	3,055	..	936	480	..	52	3	2	..	792*	10	42	188	214	42	6,082	..	891	1,687	189	174	..	2,941	
28th July ..	268	3,061	..	948	480	..	52	6	2	..	792*	10	42	190	234	62	6,147	..	891	1,687	197	174	..	2,949	
1st September	280	3,097	..	968	480	..	52	8	2	..	836†	10	43	188	238	62	6,264	..	841	1,661	189	168	..	2,859	
29th September	280	3,097	..	974	480	..	60	8	2	..	852†	10	49	188	240	64	6,304	..	823	1,656	197	166	94	2,936	
3rd November	264	3,097	..	974	480	..	64	10	2	..	836†	10	49	189§	240	64	6,279	..	819	1,649	199	174	213	3,054	
1st December	254	2,905	..	910	456	..	72	10	2	..	816	10	50	188	240	64	5,977	..	683	1,804	202	193	364	3,246	
29th December	258	2,887	..	886	456	..	76	12	2	..	800	10	52	188	240	64	5,931	..	739	1,539	193	169	380	3,020	
1918.																																
2nd February	252	2,887	..	898	456	..	92	14	2	..	808	10	54	190	232	60	5,955	..	611	1,686	204	154	468	3,123	
2nd March ..	262	2,887	..	904	456	..	100	16	2	..	886	10	56	206	234	64	6,083	..	617	1,608	203	155	500	2,983	
30th March ..	264	2,933	..	922	456	..	104	16	2	..	962	10	56	216	240	47	64	6,292	..	844	1,594	204	143	680	2,965	
6th April .	264	3,005	..	946	456	..	104	16	2	..	962	10	56	216	240	47	64	6,388	..	844	1,594	204	143	680	2,965	
11th May .	266	3,109	..	982	456	..	116	16	2	..	1,004	10	60	218	248	90	64	6,641	..	185	1,582	118	140	809	2,834	
8th June ..	270	3,144	..	980	456	..	132	15	4	2	1,016	10	60	218	248	77	66	6,698	..	185	1,582	204	87	809	2,867	
6th July ..	278	3,144	..	980	456	..	144	16	4	2	1,034	10	60	218	248	77	70	6,739	1,432	204	83	716	2,435	

Guns and Trench Howitzers in France. By months.

3rd August ..	286	3,144	..	980	456	..	148	16	4	2	1,034	10	60	218	240	75	82	6,755	1,432	204	71	812	2,519
31st August ..	286	3,144	..	984	456	..	148	16	4	2	1,042	8	64	222	240	..	71	..	90	6,777	1,432	204	75	812	2,523
28th September	294	3,144	..	984	456	..	152	16	4	2	1,042	8	64	222	240	..	71	..	96	6,797	1,432	204	72	812	2,520
26th October..	304	3,144	58	984	456	..	152	16	4	3	1,046	6	66	224	240	98	6,801	1,432	204	71	812	2,519
23rd November	318	3,144	..	984	456	..	152	16	5	4	1,046	6	66	224	240	106	6,767	1,432	204	71	812	2,519

* Includes 40—6-inch howitzers with batteries in Italy.

§ „ 1—9 2-inch „ „ „

† Includes 64—6-inch howitzers with batteries in Italy.

‡ „ 20 „ „ „

Guns and Trench
Howitzers in France.
By months.

**Guns and Trench Howitzers
in Egypt, Salonica and
Mesopotamia since April, 1915.**

444

TABLE (xviii).—NUMBER OF GUNS AND TRENCH HOWITZERS IN EGYPT, SALONICA,
MESOPOTAMIA, EAST AFRICA AND ITALY.

(April, 1915, to 23rd November, 1918.)

1. EGYPT, SALONICA AND MESOPOTAMIA.

Date.	Guns.														Trench mortars.							
	13-pr. Q.F.	18-pr. Q.F.	4.5-in. Q.F.	60-pr. B.L.	6-in. gun.	2.75-in.	3.7-in. Mountain how.	8-in. how.	6-in. how.	5-in. how.	10-pr. B.L.	15-pr. Q.F.	15-pr. B.L.C.	9.2-in. how.	15-in. how.	Total.	2-in.	3.7-in.	Stokes 3-in.	Stokes 4-in.	Newton 6-in.	Total.
1915.																						
1st April	33	4	4	4	..	8	53
1st July ..	2	132	8	8	4	32	20	16	24	246
1st Oct. ..	2	228	16	16	4	8	32	20	16	24	2	1	369
1916.																						
1st Jan. ..	4	497	100	28	4	8	..	19	32	20	16	22	6	1	753	..	80	80
1st Feb. ..	6	644	116	32	3	26	..	19	30	18	2	..	896	..	80	80
1st March ..	6	684	116	36	3	26	..	19	30	18	2	..	940	..	80	96	176
1st April ..	8	552	88	36	3	26	..	19	14	18	2	..	770	..	98	96	194
1st May ..	8	552	88	24	3	26	..	3	14	18	736	..	98	48	164
1st June ..	8	560	92	24	8	26	14	6	738	..	98	48	146
1st July ..	8	560	96	24	8	26	16	6	744	..	98	48	146
1st August ..	14	452	92	32	8	26	16	6	646	..	98	48	146
1st Sept. ..	14	416	100	32	8	26	..	12	..	6	614	12	98	98	208
1st Oct. ..	14	416	96	32	8	26	..	23	..	6	621	12	98	98	208
1st Nov. ..	18	416	96	32	8	26	..	20	..	6	622	12	98	98	208
2nd Dec. ..	18	458	108	40	*10	48	..	20	..	6	708	12	28	98	208
30th Dec. ..	18	458	108	40	*10	48	..	2	30	..	6	720	12	98	194	304
1917.																						
27th Jan. ..	18	452	108	40	*10	60	..	2	30	..	6	796	12	98	258	368
24th Feb. ..	26	452	108	52	*7	24	..	2	30	..	6	707	12	98	258	368
31st March ..	26	416	100	52	*7	24	..	2	30	..	6	663	12	98	258	368
28th April ..	44	440	146	68	†8	24	..	2	74	..	6	812	12	98	258	368
2nd June ..	52	538	144	76	†8	30	..	2	38	..	16	..	10	..	914	35	9	342	386
30th June ..	67	544	143	84	†8	42	..	4	50	..	2	..	10	..	954	23	9	332	364
28th July ..	68	544	144	84	†8	42	..	4	50	10	..	954	47	9	332	388
1st Sept. ..	82	607	144	88	†8	42	..	4	74	10	..	1059	95	9	352	456
29th Sept. ..	86	615	144	88	†8	42	..	12	86	10	..	1091	95	12	360	467
3rd Nov. ..	89	639	156	88	†8	66	5	12	130	10	..	1203	108	9	384	501
1st Dec. ..	104	675	180	88	†8	66	5	14	140	10	..	1290	108	9	384	501
29th Dec. ..	128	693	180	88	†10	66	5	14	140	10	..	1334	108	9	380	497
1918.																						
2nd Feb. ..	116	694	180	88	†10	66	6	14	132	10	1316	108	16	353	477
2nd March ..	114	694	180	88	†10	66	16	14	132	..	4	4	13	..	1335	108	30	357	495
30th March ..	114	694	180	88	†10	66	16	14	132	..	4	4	13	..	1335	36	30	332	12460
6th April ..	114	694	180	88	†10	66	16	14	132	..	4	4	13	..	1335	36	30	336	12464
11th May ..	125	646	168	88	†10	66	16	6	118	..	4	4	13	..	1264	36	30	370	4	24464
8th June ..	119	634	180	88	†10	66	16	6	118	16	..	4	12	..	1269	36	30	370	4	44484
6th July ..	119	634	180	88	†10	72	16	6	118	16	..	8	12	..	1279	36	35	395	4	20490
3rd Aug. ..	119	634	180	88	†10	80	16	6	118	16	..	8	12	..	1287	36	35	419	4	51545
31st Aug. ..	119	634	180	88	†10	80	16	6	118	16	..	8	12	..	1287	36	35	419	4	112606
28th Sept. ..	119	634	180	88	†10	80	16	6	118	16	..	8	12	..	1287	108	35	419	4	52618
26th Oct. ..	119	692	196	88	†10	80	20	6	118	16	..	8	3	..	1356	36	35	503	4	52630
23rd Nov. ..	114	692	200	88	†10	100	20	6	118	18	..	8	3	..	1377	36	35	503	4	52630

* Three Mark VII. and four Mark XI. Ammunition for these guns found partly by the Navy.
† Four Mark VII. and four Mark XI. Ammunition for these guns found partly by the Navy.
‡ Four Mark VII. and six Mark XI. Ammunition for these guns found partly by the Navy.

Guns and Trench Mortars
in East Africa and Italy.
By Months.

2. EAST AFRICA.

Date.	12-pr. Q.F.	6-pr. Q.F.	3-pr. Q.F.	4-in. Q.F.	10-pr. B.L.	13-pr. Q.F.	5-in. B.L. how.	2.95-in. Q.F.	2.75-in. B.L.	3.7-in. mountain how.	Total.
1917.											
2nd June ..	2	2	22	2	4	6	38
30th June..	2	2	22	2	4	6	38
28th July ..	2	2	22	2	4	6	38
1st Sept. ..	2	2	22	2	4	6	38
29th Sept...	2	2	22	2	4	6	38
3rd Nov. ..	2	2	22	2	4	6	..	2	40
1st Dec.	4	4	4	8	5	14	2	39
29th Dec.	4	4	4	8	3	14	2	39
1918.											
2nd Feb.	4	4	4	8	3	14	2	39
2nd March	4	3	8	..	15
30th March	3	4	3	8	..	18
6th April	3	4	3	8	..	18
11th May	3	4	3	8	..	18
8th June	1	2	..	2	5
6th July	1	2	2	5
3rd August	1	2	2	5
31st August	1	6	2	9
28th Sept...	1	6	2	9
26th Oct.	1	2	2	5
23rd Nov...	1	2	2	5

Note.—40—3-inch Stokes mortars have also been supplied.

3. ITALY.

Date.	Guns.							Trench mortars.		
	13-pr. Q.F.	18-pr. Q.F.	4.5-in. Q.F.	60-pr. B.L.	6-in. how.	9.2-in. how.	Total.	2-in.	Stokes 3-in.	Total
1917.										
1st Dec. ..	10	192	64	24	44	1	335	48	96	144
29th Dec. ..	10	240	80	24	64	1	419	60	120	180
1918.										
2nd Feb. ..	12	252	84	24	80	1	453	60	120	180
2nd March	16	252	84	24	80	1	457	60	120	180
30th March	16	216	72	24	80	1	409	60	120	180
6th April ..	16	144	48	24	80	1	313	60	120	180
11th May ..	16	108	36	24	80	1	265	60	120	180
8th June ..	16	108	36	24	80	1	265	60	120	180
6th July ..	16	108	36	24	80	1	265	60	120	180
3rd August	16	108	36	24	80	1	265	60	120	180
31st August	16	108	36	24	80	1	265	60	120	180
28th Sept...	16	108	36	24	80	1	265	60	120	180
26th Oct. ..	16	108	36	24	80	1	265	60	120	180
23rd Nov...	16	108	36	24	80	1	265	60	120	180

TABLE (xix.).—PRODUCTION OF AMMUNITION (BY MONTHS) FROM 1ST MARCH, 1916.

Month.	13-pr., 6 cwt.	13-pr., 9 cwt.	18-pr.	4.5-in.	60-pr.	4.7-in.	6-in. gun.	9.2-in. gun.	12-in. gun.	6-in. how.	15-in. how.	12-in. how.	9.2-in. how.	8-in. how.	5-in. how.	15-pr.	2.75-in.	2.95- in.	6-pr.	3-in., 8 cwt.	3-in., 20 cwt.	12-pr.	Total.	
1916.																								
March..	{ S. .. H.E.	35,712 12,352	..	814,796 446,312	34,250 233,026	53,250 30,817	3,750 20,050	1,450 5,975	952,708 818,932
Total ..		48,064	..	1,261,108	267,276	84,067	23,800	7,425	154	..	39,832	233	2,094	9,149	15,938	12,500	1,771,640
April ..	{ S. .. H.E.	84,100 23,958	..	904,056 429,428	17,500 242,088	31,638 36,000	4,050 16,500	500 4,000	8,000 ..	3,000 3,000	1,002,844 824,598
Total ..		58,058	..	1,333,484	259,588	67,638	20,550	4,500	851	400	41,577	139	..	14,197	6,460	6,000	8,000	6,000	1,827,442
May ..	{ S. .. H.E.	61,196 22,916	..	1,244,654 612,546	23,668 430,664	43,381 36,411	1,900 18,200	6,200 5,000	2,500 2,500	*1,883,529 *1,262,196
Total ..		91,112	..	1,857,200	454,332	79,792	20,100	11,200	200	..	62,397	510	3,715	18,348	28,689	13,000	..	5,000	*2,645,725
June ..	{ S. .. H.E.	80,824 49,612	..	1,681,006 992,112	28,000 466,306	56,035 107,472	4,500 28,402	100 2,750	5,000	1,855,465 1,932,654
Total ..		130,436	..	2,673,118	494,306	163,507	32,902	2,850	550	..	189,033	301	1,955	28,956	32,205	33,000	3,788,119
July ..	{ S. .. H.E.	112,964 78,296	..	1,621,494 1,269,086	9,488 772,504	71,612 133,125	8,900 49,616	3,000 6,750	827,458 2,725,725
Total ..		191,260	..	2,890,580	781,992	204,737	58,516	9,750	482	..	195,775	927	7,388	99,692	98,084	14,000	4,553,183
August	{ S. .. H.E.	99,580 73,200	..	2,396,887 1,085,364	11,700 972,906	91,724 171,159	3,399 37,040	4,500 8,500	2,807,790 2,804,946
Total ..		172,780	..	3,482,251	984,606	262,883	40,439	13,000	569	..	275,715	500	9,568	97,661	72,764	5,412,736
Sept. ..	{ S. .. H.E.	80,782 32,230	..	1,614,742 1,331,900	30,220 1,132,598	114,140 170,992	17,400 22,150	8,000 10,500	20,000	2,000	20,052	1,885,234 3,279,776
Total ..		113,012	..	2,946,642	1,162,818	285,132	39,550	18,500	400	..	313,681	870	12,255	105,319	92,779	32,000	..	2,000	20,052	5,165,010
October	{ S. .. H.E.	62,200 53,000	60,288 80,528	2,521,856 1,643,934	3,740 1,005,290	165,141 145,336	23,400 54,210	8,700 11,000	10,000 10,000	1,586 1,470	2,856,911 3,581,225
Total ..		115,200	90,816	4,165,790	1,009,030	310,477	77,610	19,700	400	..	343,959	903	8,563	107,996	147,127	20,000	3,056	17,509	6,438,136
Nov. ..	{ S. .. H.E.	15,898 400	65,132 45,136	2,140,955 1,388,682	.. 859,542	160,190 150,975	8,690 17,840	700 6,200	2,401,913 3,097,644
Total ..		16,298	110,268	3,529,637	859,542	311,165	26,530	6,900	300	..	379,570	736	11,243	125,285	102,546	2,162	7,375	5,499,557
Dec. ..	{ S. .. H.E.	85,540 7,930	82,936 41,364	2,728,105 1,578,996	5,554 873,009	157,095 151,677	7,000 12,440	.. 22,500	1,914 814	3,013,144 3,312,595
Total ..		43,620	124,300	4,307,101	878,563	308,772	19,440	22,500	400	..	419,595	402	5,859	131,967	80,492	8,000	2,728	8,000	6,860,780

Production of Ammunition.
By Months.

1917.																							
Jan.	S. ..	86,832	28,470	2,634,748	1,980	180,773	..	3,640	2,202	2,868,645	
		H.E.	200	3,100	1,919,496	1,105,023	244,322	7,400	29,940	100	..	533,783	679	5,758	135,626	136,516	5,000	3,002	4,129,946
Total ..		37,032	31,570	4,554,244	1,107,003	405,095	7,400	33,580	100	..	533,783	679	5,758	135,626	136,516	5,000	5,204	6,998,590	
Feb.	S. ..	31,551	15,000	2,066,720	..	125,703	..	12,300	..	50	20,000	6,000	..	300	2,289,324*	
		H.E.	14,560	19,700	2,005,305	909,710	252,045	..	25,908	400	200	581,554	616	6,680	156,939	166,002	1,000	..	5,000	4,055,619
Total ..		46,111	34,700	4,072,025	809,710	377,748	..	38,208	400	250	581,554	616	6,680	156,939	166,002	20,000	7,000	..	300	6,345,243†	
March..	S. ..	23,848	6,324	1,637,304	1,210	275,240	7,500	14,550	5,000	3,780	
		H.E.	25,576	123,996	1,774,366	886,772	240,965	7,500	11,050	400	50	583,030	468	5,251	171,541	153,386	1,328	..	5,000	700	3,996,379
Total ..		54,424	130,320	3,411,670	897,982	516,205	15,000	25,600	400	50	583,030	468	5,251	171,541	153,386	1,328	..	10,000	700	6,976,135	
April ..	S. ..	34,120	16,560	1,803,944	..	194,421	..	12,170	..	35	1,000	2,062,250	
		H.E.	37,528	44,060	1,531,217	971,674	190,421	..	11,610	350	..	591,882	1,023	12217	152,906	145,093	1,736	10,008	1,506	3,700
Total ..		71,648	60,620	3,335,161	971,674	384,842	..	23,780	350	35	591,882	1,023	12217	152,906	145,093	1,736	10,008	1,506	4,700	6,770,011
May ..	S. ..	60,860	41,396	2,075,996	7,052	193,929	512	15,765	88	35	9,040	..	52,316	..	2,200	2,459,184
		H.E.	56,246	96,800	2,422,714	1,330,042	268,570	512	19,495	281	152	1066156	967	9,030	174,995	180,080	2,328	..	26,000	6,880	5,661,842
Total ..		117,100	138,196	4,498,710	1,837,094	462,499	1,024	35,260	364	187	1066156	967	9,630	174,995	180,080	2,328	..	35,040	..	52,316	..	9,080	8,121,026
June ..	S. ..	81,592	57,492	2,487,466	..	233,312	..	28,724	112	50	15,000	..	30,012	..	2,646	2,936,406
		H.E.	42,972	80,540	2,303,671	1,416,407	255,827	..	19,100	312	149	1024990	1,088	7,889	157,324	246,154	1,500	..	9,000	336	36,132
Total ..		124,564	138,032	4,791,137	1,416,407	489,139	..	47,824	424	199	1024990	1,088	7,889	157,324	246,154	1,500	..	24,000	..	30,012	336	38,778	8,541,197
July ..	S. ..	96,456	32,478	2,030,088	..	178,788	..	10,800	200	50	40,008	..	7,800	2,396,668
		H.E.	24,668	90,190	1,414,268	1,219,262	235,136	..	15,550	2,522	200	1285272	1,858	10280	93,257	206,392	1,262	1,200	300	11,700
Total ..		121,124	122,668	3,444,356	1,219,262	413,924	..	26,350	2,722	250	1285272	1,858	10280	93,257	206,392	1,262	1,200	40,008	300	19,500	7,010,313
Aug. ..	S. ..	31,008	30,800	1,836,240	..	136,885	..	8,990	..	40	1,002	..	1,550	..	10,500	2,060,327
		H.E.	19,008	109,060	729,964	939,044	200,797	..	6,885	3,410	1,460	1301840	1,490	7,079	88,891	263,355	1,767	804	22,440
Total ..		50,016	139,860	2,566,204	939,044	337,682	..	15,875	3,410	1,500	1301840	1,490	7,079	88,891	263,355	1,767	1,806	1,550	..	32,940	6,757,621†
Sept. ..	S. ..	28,498	41,256	1,550,180	..	147,272	..	9,470	..	50	6,000	1,783,695†
		H.E.	19,256	83,567	759,575	1,233,404	216,731	..	10,270	648	450	996,525	2,240	8,250	196,807	321,913	1,270	105	..	45,351
Total ..		47,754	124,823	2,309,755	1,233,404	364,003	..	19,740	648	500	996,525	2,240	8,250	196,807	321,913	1,270	105	..	51,351	5,681,065†
Oct. ..	S. ..	20,008	33,256	1,171,661	..	145,997	..	10,620	616	40	200	..	247	1,388,118†
		H.E.	15,508	184,703	895,628	1,233,134	183,656	..	13,370	3,544	183	1041211	2,140	16749	207,562	303,672	37,000	1,618	90,437
Total ..		35,516	217,959	2,067,289	1,233,134	329,653	..	23,990	4,160	223	1041211	2,140	16749	207,562	303,672	37,000	200	247	1,618	90,437	5,627,904†

* Includes 30 rounds shrapnel, and 100 rounds of H.E. for 12-pr anti-aircraft.

† Includes 504 rounds shrapnel of 75 m. m.

‡ Includes for August 3,312 rounds shrapnel, 75 m. m., for September 961 rounds shrapnel, and 504 rounds H.E., 75 m. m., for October 5,478 rounds shrapnel, and 4,671 rounds H.E., 75 m. m.

TABLE (xix).—PRODUCTION OF AMMUNITION BY MONTHS FROM 1ST MARCH, 1916—continued.

Month.	13-pr. 6 cwt.	13-pr. 9 cwt.	18-pr.	4-5-in.	60-pr	4 7-in.	6-in. gun.	9 2-in. gun.	12-in. gun.	14-in. gun.	6-in. how.	15-in. how.	12-in. how.	9 2-in. how.	8-in. how.	5-in. how.	15-pr.	7-in. 2 7/8-in.	2 9/16-in.	6-pr.	3-in. 5 cwt.	4-in. 8 cwt.	3-in. 20 cwt.	13-pr.	Total.	
1917—contd.																										
Nov. .. { S. ..	49 820	43,660	2,280,580	..	154,000	..	15,525	..	48	9,000	..	2,502,431	
Nov. .. { H.E. ..	26 756	151,284	882,810	1,155,402	243,810	..	22,330	4,578	302	..	913,521	1,590	18931	110,899	329,621	1,000	30,788	..	1500	72,986	..	3,967,808	
Total ..	76,576	194,944	3,112,890	1,155,402	397,810	..	37,855	4,578	348	..	913,521	1,590	18931	110,899	329,621	1,000	30,788	..	1500	81,986	..	6,470,039	
Dec. .. { S. ..	29,788	39,340	913,000	..	112,639	..	13,455	..	44	5,000	..	1,113,266	
Dec. .. { H.E. ..	10,260	90,316	958,168	789,361	174,144	..	15,720	1,881	476	..	650,164	1,550	12332	83,302	168,656	..	400	26,894	..	12	34,908	5,296	3,023,840	
Total ..	40,048	129,656	1,871,168	789,361	286,783	..	29,175	1,881	520	..	650,164	1,550	12332	83,302	168,656	..	400	26,894	..	12	39,908	5,296	4,137,106	
1918.																										
Jan. .. { S. ..	14,256	20,008	1,544,442	..	132,881	..	12,365	..	14	39,882	2,688	528	1,787,568*	
Jan. .. { H.E. ..	8,756	74,568	1,031,352	605,770	178,429	..	44,515	840	85	..	811,255	878	9,363	95,255	98,775	1,000	15,000	123618	3,300	3,102,769	
Total ..	23,012	94,576	2,595,794	605,770	311,310	..	56,880	840	99	..	811,255	878	9,363	95,255	98,775	1,000	54,882	126306	3,828	4,890,327*	
Feb. .. { S. ..	12,756	26,912	1,713,626	..	137,028	..	17,770	..	14	2,584	528	1,911,414*	
Feb. .. { H.E. ..	6,252	75,710	1,255,998	741,904	130,332	..	18,780	1,435	108	..	909,652	1,075	11360	101,745	112,622	..	20,000	58,344	..	3,446,727*	
Total ..	19,008	102,622	2,969,624	741,904	167,360	..	26,550	1,435	122	..	909,652	1,075	11360	101,745	112,622	..	20,000	60,908	528	3,638,141*	
Mar. .. { S. ..	73,380	50,160	1,836,076	..	143,378	..	15,900	..	19	8,576	..	2,127,488	
Mar. .. { H.E. ..	60,512	84,008	1,282,196	786,988	167,660	..	16,600	973	88	..	1,055,899	635	6,638	88,124	105,138	..	3,150	75,188	252	..	38,960	..	3,773,009	
Total ..	133,892	134,168	3,118,272	786,988	311,038	..	32,500	973	106	..	1,055,899	635	6,638	88,124	105,138	..	3,150	75,188	252	..	47,536	..	5,900,497	
April .. { S. ..	23,900	65,980	2,329,958	..	162,796	..	14,500	9,812	..	2,606,946	
April .. { H.E. ..	31,340	139,932	1,831,194	920,586	192,943	..	43,409	1,094,206	165	1,716	23,796	45,046	23,022	57,768	600	3,405,813*	
Total ..	55,240	205,912	4,161,152	920,586	355,739	..	57,909	1,094,206	165	1,716	23,796	45,046	23,022	67,580	600	7,012,759*	
May .. { S. ..	4,000	27,900	3,088,257	..	302,433	..	50,000	928	800	..	9,776	..	3,434,094
May .. { H.E. ..	4,000	208,116	2,203,354	1,140,862	382,730	..	52,083	3,289	600	..	1,239,324	44,298	145,984	..	12,584	73,442	5200	..	54,814	940	5,678,220†	
Total ..	8,000	236,016	5,241,611	1,140,862	685,163	..	102,083	4,217	600	..	1,239,324	44,298	145,984	..	12,584	73,442	6000	..	64,590	940	9,012,314	
June .. { S. ..	1,500	49,116	2,292,684	5,000	321,598	150	34,548	493	804	..	4,000	..	2,709,888
June .. { H.E. ..	1,500	94,738	1,558,120	1,321,097	255,796	..	32,110	4,158	400	..	1,606,264	..	12403	72,991	236,438	1,800	44,612	5204	..	53,972	600	5,302,103	
Total ..	3,000	143,854	3,850,804	1,326,097	577,394	150	66,658	4,651	400	..	1,606,264	..	12403	72,991	236,438	1,800	44,612	6003	..	57,072	600	8,001,991	
July .. { S. ..	5,000	41,104	1,519,204	..	195,819	200	43,039	466	9,936	..	1,814,768	
July .. { H.E. ..	5,000	78,552	1,107,859	1,058,828	209,242	..	30,878	3,926	1,299,691	..	19894	113,678	455,943	1,080	19,434	84,008	632	4,438,645	
Total ..	10,000	119,656	2,627,063	1,058,828	405,061	200	43,917	4,392	1,299,691	..	19894	113,678	455,943	1,080	19,434	43,944	632	6,253,413	

Production of Ammunition.
By Months.

TABLE (xx).—BATTERIES, HEAVY GUNS AND HOWITZERS IN THE POSSESSION OF UNITS AT HOME AND ABROAD.

	1st Jan., 1915.	1st July, 1915.	1st Jan., 1916.	1st June, 1916.	1st July, 1916.	1st Aug., 1916.	1st Oct., 1916.	1st Nov., 1916.	1st Dec., 1916.	1st Jan., 1917.	1st Feb., 1917.	1st March, 1917.	1st Apr., 1917.	1st May, 1917.	1st June, 1917.
<i>6-in. howitzers.</i>															
Batteries	6	13	22	44	61	77	90	102	112½	127½	140½	155½	177½	197½	210½
Howitzers	24	52	86	176	244	308	360	408	450	510	562	622	710	790	842
No. per Division, France..	4	5·1	6·4	7·2	8·0	9·1	9·3	10·3	11·8	13·1	14
<i>6-in. guns.</i>															
Batteries	2	6	10	10	10	10	13	14	14	14	14	14	14	14
Guns	8	24	40	40	40	40	52	56	56	56	56	56	56	56
No. per Division (France only).
<i>8-in. howitzers.</i>															
Batteries	2	8	16	18	22	26	26	30½	35½	42½	50½	56½	52	55½
Howitzers	8	32	64	72	88	104	104	122	142	170	202	202	208	222
<i>9·2-in. howitzers.</i>															
Batteries	3	6	21	25	29	37	41	43½	44	45	46	46	46	47
Howitzers	1	14	26	84	100	116	148	164	174	176	180	184	184	184	188
No. of 8-in. and 9·2-in. per Division (France only).	2·65	3·1	3·65	4·5	4·7	5·2	5·7	5·8	6·4	6·4	6·5	6·8
<i>12-in. howitzers.</i>															
Batteries	3	15	15	17	17	16	16	16	16	16	16	20	21
Howitzers	6	30	30	34	34	32	32	32	32	32	32	40	42
No. per Division
<i>9·2-in. guns.</i>															
Batteries	2	2	2	2	2	2	2	2	2	2	2	2
Guns	4	4	4	4	4	4	4	4	4	4	4	4
<i>12-in. guns.</i>															
Batteries	1	1	1	1	1	1	1	1	1	1	1	1
Guns	2	2	2	2	2	2	2	2	2	2	2	2
Total Guns	25	82	174	400	492	592	692	766	840	922	1,006	1,102	1,190	1,284	1,356

NOTE.—This return has been discontinued from 1st July, 1917.

Stock of Guns and Howitzers,
Jan., 1915, to June, 1917.

450

TABLE (xxi).—SUMMARY OF DISTRIBUTION OF GUNS AND HOWITZERS IN THE
EXPEDITIONARY FORCES.

(1st October, 1918.)

Nature.	France.	Egypt.	Salonica.	Italy.	Mesopotamia.	Russia.	East Africa.*	Miscellaneous.	Totals.
13-pr. Q.F.	56	40	2	98
13-pr., 9-cwt. A.A. ..	222	22	12	16	2	274
13-pr., 6-cwt. A.A.	12	21	..	8	41
18-pr. Q.F.	3,162	252	193	108	201	46	..	8	3,970
18-pr. Q.F. (anti-tank) ..	71	71
4·7-in. Q.F.	4	2	4	10
60-pr.	456	28	44	24	16	3	571
5-inch B.L.	1	3	4
6-inch	152	2	7	5	166
6-inch Q.F.	820	820
9·2-inch	16	16
12-inch	4	4
14-inch	2	2
4·5-inch howitzer	980	80	48	36	52	16	..	5	1,217
5-inch howitzer	16	16
6-inch howitzer	1,042	62	32	80	24	2	1,242
8-inch howitzer	240	2	4	246
9·2-inch howitzer	224	1	1	226
12-inch howitzer	66	1	67
15-inch howitzer	8	8
10-pr. B.L.	1	14	15
2·75-inch	26	24	..	42	4	6	..	102
2·95-inch	8	8
2-pr. A.A.	4	10	4	18
12-pr. (Naval)	6	3	9
12-pr. A.A.	10	2	12
15-pr. B.L.	36	36
15-pr. B.L.C.	3	8	11
15-pr. Q.F.	8	4	12
3-inch	98	98
4-inch	4	3	7
4-inch Q.F. (Naval)	2	2
2·7-inch howitzer	16	2	..	18
3-inch trench mortar	72	12	60	24	168
3-inch Stokes trench mortar.	1,432	168	112	120	139	84	14	..	2,069
4-inch Stokes trench mortar.	204	4	208
9·45-inch trench mortar..	72	72
6-inch Newton trench mortar.	812	24	12	..	16	864
Totals	10,153	445	833	523	549	150	23	122	12,798

* There are also 2—3-pr. guns in East Africa.

Allotment of heavy Guns and Howitzers. Sept. to Dec., 1916.

452

TABLE (xxii).—PROPOSED ALLOTMENT OF HEAVY GUNS AND HOWITZERS IN ACCORDANCE WITH THE FORECAST OF THE MINISTRY OF MUNITIONS.

(a.) 1ST SEPTEMBER, 1916, TO 31ST DECEMBER, 1916.

Date and nature of gun.	Promised.		Proposed allotment.			Received.
	1st September, 1916.	24th October, 1916.	Units.	Reserve and proof.	Russia.	
1916.						
<i>September.</i>						
60-pr.	62	62	..	55
6-inch howitzer	75	..	12	63	..	74
8-inch howitzer	20	20	..	21
9·2-inch howitzer	20	..	12	8	..	15
12-inch howitzer.. ..	3	..	2	1
<i>October.</i>						
60-pr.	60	40	8	52	..	51
6-inch howitzer	80	84	20	60	..	78
8-inch howitzer	25	23	..	25	..	24
9·2-inch howitzer	20	22	16	4	..	22
12-inch howitzer.. ..	3	..	3
<i>November.</i>						
60-pr.	60	47	36	24	..	88
6-inch howitzer	114	74	76	38	..	62
8-inch howitzer	30	29	16	14	..	25
9·2-inch howitzer	20	22	12	8	..	12
12-inch howitzer.. ..	6	3	4	2
<i>December.</i>						
60-pr.	74	38	32	22	20	64
6-inch howitzer	126	88	68	38	20	101
8-inch howitzer	44	34	20	14	10	27
9·2-inch howitzer	17	14	4	8	5	8
12-inch howitzer.. ..	6	3	5	1

TABLE (xxii).—PROPOSED ALLOTMENT OF HEAVY GUNS AND HOWITZERS IN
ACCORDANCE WITH THE FORECAST OF THE MINISTRY OF MUNITIONS—*continued.*

(b.) 1ST JANUARY, 1917, TO 30TH SEPTEMBER, 1917.

Date and nature of gun.	Anticipated deliveries.	Issued to reserve.	Issued for proof.	Issued to Russia.	Issued to British units.	Received.
1917.						
<i>January.</i>						
60-pr.	59	..	20	22	101
6-inch gun
6-inch howitzer	33	3	16	56	108
8 inch howitzer	9	28	37
9·2-inch howitzer	6	4	10
9 2-inch gun
12-inch howitzer
Total	107	3	36	110	256
<i>February.</i>						
60-pr.	50	23	..	12	..	35
6-inch gun
6-inch howitzer	95	24	..	12	60	96
8-inch howitzer	38	8	28	36
9·2-inch howitzer	8	2	4	6
9·2-inch gun
12-inch howitzer	4
Total	195	57	..	24	92	173
<i>March.</i>						
60-pr.	46	36	14	50
6-inch gun	4
6-inch howitzer	100	28	1	..	88	117
8-inch howitzer	39	17	8	25
9·2-inch howitzer	9	3	3
9·2-inch gun
12-inch howitzer	1	4	2	..	2	..
Total	199	88	3	..	112	203
<i>April.</i>						
60-pr.	40	50	50
6-inch gun	10
6-inch howitzer	100	12	72	84
8-inch howitzer	46	20	14	34
9·2-inch howitzer	10
9·2-inch gun	1	1	1
12-inch howitzer	3	4	4	8
Total	210	87	90	177
<i>May.</i>						
60-pr.	35	65	65
6-inch gun	13
6-inch howitzer	92	47	1	..	52	100
8-inch howitzer	50	9	1	..	13	23
9·2-inch howitzer	22	15	1	..	4	20
9·2-inch gun	3
12-inch howitzer	5	3	4	7
Total	220	139	3	..	73	215

Allotment of heavy Guns and Howitzers. Jan. to Sept., 1917.

454

TABLE (xxii.).—(b.) 1ST JANUARY, 1917, TO 30TH SEPTEMBER, 1917—continued.

Date and nature of gun.	Anticipated deliveries.	Issued to reserve.	Issued for proof.	Issued to Russia.	Issued to British units.	Received.
1917.						
<i>June.</i>						
60-pr.	35	52	4	56
6-inch gun	28
6-inch howitzer	97	98	4	..	24	126
8-inch howitzer	51	16	1	..	5	22
9·2-inch howitzer	28
9·2-inch gun	2	10	1	..	2	13
12-inch howitzer	5	1	1
Total	246	177	6	..	35	218
<i>July.</i>						
60 pr.	48	49	49
6-inch gun
6-inch howitzer	120	80	3	..	41	124
8-inch howitzer	44	59	59
9·2-inch howitzer
9·2-inch gun	19	13	2	15
12-inch howitzer	4	4	4
Total	235	201	5	..	45	251
<i>August.</i>						
60-pr.	65	57	57
6-inch howitzer	102	75	12	87
8-inch howitzer	32	31	8	39
9·2-inch B.L... ..	21	16	16
Total	220	179	20	199
<i>September.</i>						
60-pr.	65	72	72
6-inch howitzer	140	93	1	..	12	106
6-inch B.L. gun	18	13	4	17
8-inch howitzer	46	21	2	23
9·2-inch howitzer	29	25	1	26
12-inch howitzer	7	10	10
Total	305	234	2	..	18	254

TABLE (xxiii).—STATEMENT OF THE ESTIMATED AND ACTUAL RECEIPTS AND ALLOCATIONS OF GUNS AND HOWITZERS (BY MONTHS).
(Since November, 1917).

Date and nature of gun.	Estimated receipts.		Actual receipts.		Actual allocation.																Total.									
	New.	Repairable.	New.	Repairable.	To France Reserve.	America.	French arming.	Mesopotamia.	Salonica.	To Italy Reserve.	Italy units.	To Alexandria Base.	A.A. Depot.	To Store.	To P. and E.	To France units.	To Egypt units.	To India.	To Home units.	Training units.		Maintenance Home.	Roumania.	Italian Government.	New units.	Contingencies.				
1917.																														
NOVEMBER.																														
2.75-inch mountain gun	4	4	4	
3.7-inch mountain gun..	..	8	
6-inch howitzer, 26 cwt.	..	115	16	102	44	113	146	
8-inch howitzer, Mark VI.	..	14	12	11	7	18	18	
8-inch howitzer, Mark VII.	..	18	..	16	..	15	16	
9.2-inch howitzer, Mark I.	..	18	7	13	5	17	1	18	
9.2-inch howitzer, Mark II.	..	14	..	12	..	12	1	12	
12-inch howitzer, Marks I., III. and V.	..	2	1	2	2	2	
12-inch howitzer, Marks II. and IV.	..	4	..	3	..	3	3	
6-inch gun, Mark VII.	10	6	..	11	10	11	
6-inch gun, Mark XIX...	..	12	..	13	..	5	1	13	
13-pr. 9-cwt. A.A.	38	15	48	..	17	8	48	
3-inch 20-cwt. A.A.	4	4	4	4	
DECEMBER.																														
2.75-inch mountain gun	..	7
3.7-inch mountain gun	..	8	..	13	13
6-inch howitzer, 26-cwt.	..	173	..	185*	..	169	185
8-inch howitzer, Mark VI.	..	27	..	13	..	11	13
8-inch howitzer, Mark VII.	..	16	..	3	..	3	3
9.2-inch howitzer, Mark I.	..	32	..	10	..	10	10
9.2-inch howitzer, Mark II.	..	11	..	8	..	8	8
12-inch howitzer, Marks I., III. and V.	..	4	..	3§	3
12-inch howitzer, Marks II. and IV.	..	3	..	2†	..	1	2
6-inch gun, Mark VII.	10	..	5	..	4	5
6-inch gun, Mark XIX...	..	11	..	10	..	1	10
13-pr. 9-cwt. A.A.	59	..	74	..	4	74
3-inch 20-cwt. A.A.	6	..	10	64	12

* Includes 12 howitzers previously taken up and allocated to Roumania.

† Mark IV.

‡ Includes 2 from store.

§ Mark V.

455
Receipts and Allocation
of Guns and Howitzers by
months since Nov., 1917.

TABLE (xxiii).—STATEMENT OF THE ESTIMATED AND ACTUAL RECEIPTS AND ALLOCATIONS OF GUNS AND HOWITZERS (BY MONTHS)—*continued.*

Date and nature of gun.	Estimated receipts.	Actual receipts.	Actual allocation.																											
	New and repairable.	New and repairable.	To France Reserve.	America.	French arming.	Mesopotamia.	Salonica.	To Italy Reserve.	Italy units.	To Alexandria Base.	A.A. Depot.	R.A.F.	To Store.	To Admiralty.	To P. and E.	To Special Service.	To France units.	To Egypt units.	To India.	To Home units.	Units mobilizing and training units.	Maintenance Home.	Roumania.	Italian Government.	New units.	Contingencies.	Special Reserve.	Total.		
1918—JANUARY.																														
60-pr.	60	98	98																											98
4.5-inch howitzer	120	143	139														4													143
18-pr.	557	567	176							3			279		13															567
2.75-inch mountain gun	8	6											6																	6
3.7-inch mountain gun	6	3											3																	3
6-inch howitzer, 26 cwt.	111	233	162							2					1						28			40						233
8-inch howitzer, Mark VI.	26	59	47	12																										59
8-inch howitzer, Mark VII.	9	20	15	4											1															20
9.2-inch howitzer, Mark I.	24	47	42	4											1															47
9.2-inch howitzer, Mark II.	4	12	7												1						4									12
12-inch how., Marks I., III. and V.	4	4	4																		2									4
12-inch how., Marks II. and IV.	6	2								1																				2
6-inch gun, Mark VII.	11	8	9							1					1															11*
6-inch gun, Mark XIX.	12	16	5														4				11									16
13-pr. 9 cwt. A.A.	50	32	20						4																					32
3-inch 20 cwt. A.A.	11	12											8								4									12
FEBRUARY.																														
60-pr.	120	92	92																											92
4.5-inch howitzer	190	155	135										20																	155
18-pr.	402	495	6										459																	495
2.75-inch mountain gun	3	5																12	12											24
3.7-inch mountain gun	8	3																												6
6-inch howitzer, 26 cwt.	169	163	146							3											14									163
8-inch howitzer, Mark VI.	42	48	44							1					2															48
8-inch howitzer, Mark VII.	21	5	5																											5
9.2-inch howitzer, Mark I.	23	21	18	2											1															21
9.2-inch howitzer, Mark II.	9	6	2	2																	2									6
12-inch how., Marks I., III. and V.	7	2	2																											2
12-inch how., Marks II. and IV.	5	1																			1									1
6-inch gun, Mark VII.	17	9	9																											9
6-inch gun, Mark XIX.	25	3	1																		4									5
13-pr. 9 cwt. A.A.	30	57	42																											42
3-inch 20 cwt. A.A.	10	14																			13									14

Receipts and Allocation of Guns and Howitzers by months since Nov., 1917.

TABLE (xxiii).—STATEMENT OF THE ESTIMATED AND ACTUAL RECEIPTS AND ALLOCATIONS OF GUNS AND HOWITZERS (BY MONTHS)—continued.

Date and nature of gun.	Estimated receipts.	Actual receipts.	Actual allocation.																	Total.									
	New and repairable.	New and repairable.	To France Reserve.	America.	French arming.	Mesopotamia.	Salonika.	To Italy Reserve.	Italy units.	To Alexandria Base.	A.A. Depot.	R.A.F.	To Store.	To Admiralty.	To P. and E.	To Special Service.	To France units.	To Egypt units.	To India.		To Home units.	Units mobilizing and training units.	Maintenance Home.	Roumania.	Italian Government.	New units.	Contingencies.	Special Reserve.	
1918—MAY—contd.																													
8-inch howitzer, Mark VI.	33	32	35	2	37
8-inch howitzer, Mark VII.	14	13	12	1	13
9-2-inch howitzer, Mark I.	10	21	20	1	21
9-2-inch howitzer, Mark II.	15	22	22	22
12-inch how., Marks I., III. and V.	6	2	2	2
12-inch how., Marks II. and IV.	2
6-inch gun, Mark VII.	18	14	14	14
6-inch gun, Mark XIX.	20	23	18	23
13-pr. 9 cwt. A.A.	38	36	29	36
3-inch 20 cwt. A.A.	17	17	26	3	31
4-inch, Mark V., A.A.	4	..	2	2
JUNE.																													
60-pr.	115	115	115	115
4-5-inch howitzer	167	144	22	118	4	144
18-pr.	450	518	305	159	28	..	22	4	518
2-75-inch mountain gun	4	4
3-7-inch mountain gun	1	4	4	4
6-inch howitzer, 26 cwt.	275	209	72	121	224
8-inch howitzer, Mark VI.	23	20	7	12	..	1	20
8-inch howitzer, Mark VII.	27	13	13	13
9-2-inch howitzer, Mark I.	10	19	7	12	19
9-2-inch howitzer, Mark II.	22	12	12	12
12-inch how., Marks I., III. and V.	6	4	3	1	4
12-inch how., Marks II. and IV.	4	6	6	6
6-inch gun, Mark VII.	18	13	13	13
6-inch gun, Mark XIX.	28	15	11	15
13-pr. 9 cwt. A.A.	38	28	2	35
3-inch 20 cwt. A.A.	21	19	12	1	21	29
4-inch, Mark V., A.A.	6	8

Receipts and Allocation of Guns and Howitzers by months since Nov., 1917.

TABLE (xxiii).—STATEMENT OF THE ESTIMATED AND ACTUAL RECEIPTS AND ALLOCATIONS OF GUNS AND HOWITZERS (BY MONTHS)—*continued.*

Date and nature of gun.	Estimated receipts.	Actual receipts.	Actual allocation.																	Total.									
	New and repairable.	New and repairable.	To France Reserve.	America.	French arming.	Mesopotamia.	Salonica.	To Italy Reserve.	Italy units.	To Alexandria Base.	A.A. Depôt.	R.A.F.	To Store.	To Admiralty.	To P. and E.	To Special Service.	To France units.	To Egypt units.	To India.		To Home units.	Units mobilizing and training units.	Maintenance Home.	Roumania.	Italian Government.	New units.	Canadian Contingent.	Miscellaneous.	
1918—OCTOBER.																													
60-pr., Mark I.	128	197	188	6	3	197
60-pr., Mark II.	4	7	7	7
4·5-inch howitzer	150	261	42	181	261	261
18-pr., Mark II.	400	450	408	2	19	450	450
18-pr., Mark IV...
2·75-inch mountain gun..	8	11	4	8	8
3·7-inch mountain gun ..	8	7	2	7	7
6-inch howitzer, 26-cwt.	200	251	207	98	5	1	307	307
8-inch howitzer, Mark VI.	6	1	1	1
8-inch howitzer, Mark VII.	43	32	31	1	32	32
9·2-inch howitzer, Mark I.	15	17
9·2-inch howitzer, Mark II.	15	23	22	1	23	23
12-inch how., Marks I., III, and V.	8	8	8	8	8
12-inch how., Marks II. and IV.	3	2	2	2	2
6-inch gun, Mark VII. .. .	12	12	12	12	12
6-inch gun, Mark XII. .. .	46	46	45	1	46	46
13-pr. 9-cwt. A.A.	35	9	1	9	9
3-inch 20-cwt. A.A.	65	53	10	29	29
4-inch, Mark V., A.A. .. .	8	3	3	3

Receipts and Allocation of Guns and Howitzers by months since Nov., 1917.

TABLE (xxiv).—GUNS AND AMMUNITION HELD BY OR FOR DIVISIONS, &C., AT HOME.

(11th March, 1919.)

Location.	18-pr. Q.F.				4·5-inch Q.F.			6-inch 26-cwt. howitzer.		
	Number of guns.	Rounds a gun.	Total.		Number of guns.	Rounds a gun.	Total.	Number of guns.	Rounds a gun.	Total.
			Shrapnel.	H.E.						
325th and 326th Brigades in Ireland ..	16	214	1,712	1,712	8	84	672
Reserve Brigades, R.F.A.—										
I. A, Newcastle	18	176	1,584	1,584	4	108	432
I. B, Forest Row	6	176	528	528
III. A, Larkhill	18	176	1,584	1,584
III. C, Deepcut	18	176	1,584	1,584	4	108	432
IV. A, Woolwich	18	176	1,584	1,584	4	108	432
IV. B, Codford	6	108	648
V. A, Athlone	12	176	1,056	1,056
V. C, Woolwich	18	176	1,584	1,584	4	108	432
VI. B, Edinburgh	18	176	1,584	1,584	4	108	432
VI. C, Aldershot	18	176	1,584	1,584	4	108	432
10th Reserve Brigade, R.H.A., Woolwich.	8	360	1,440	1,440
No. 4 T.F. Reserve Brigade, High Wycombe.	18	176	1,584	1,584	4	108	432
No. 5 T.F. Reserve Brigade, Catterick, Yorks.	18	176	1,584	1,584	4	108	432
No. 6 T.F. Reserve Brigade, Luton ..	18	..	352	352	4
No. 7 T.F. Reserve Brigade, Ipswich	4	108	432
351st Brigade, R.F.A., Larkhill ..	18	176	1,584	1,584	4	108	432
Provisional Batteries—										
397th, Dundalk	4	176	352	352
398th, Ballinrobe	4	176	352	352
Emergency Batteries—										
Central Siege School, Lydd	8
No. 2 Siege Artillery Reserve Brigade, Catterick.	2
Chapperton Down Artillery School	6
Reserves—										
Haulbowline	8,738
Dublin	4,500
Curragh	1,500	1,000
Totals	248	..	36,370	22,632	58	..	5,604	16
			59,002							

One 5-inch howitzer with 10 rounds of star shell only was held at Falmouth (Hayle).

Ammunition for 6-inch 26-cwt. howitzers was supplied from store at short notice.

TABLE (xxiv).—GUNS AND AMMUNITION HELD BY OR FOR DIVISIONS, &C., AT HOME—*continued.*

Location.	15-pr. B.L.C.			4·7-inch Q.F. (a).				Chemical.	60-pr.			
	Number of guns.	Rounds a gun.	Total shrapnel.	Number of guns.	Rounds a gun.	Total.			Number of guns.	Rounds a gun.	Total.	
						Shrapnel.	H.E.				Shrapnel.	H.E.
Coast Defence Guns—												
Hornsea ..	2	1,000	2,000	2	256	256	256	
Withernsea ..	2	1,000	2,000	2	256	256	256	
Low Warren Battery	2	256	256	256	
Seaham Hall	2	256	256	256	
Cambois	2	256	256	256	
St. Abbs Head	1	100	50	50	
Fifeness	1	100	50	50	
Todhead	1	100	50	50	
Redhead	1	100	50	50	
Queenstown..	2	500	500	500	
Jersey	5	500	1,250	1,250	
Newhaven	1	500	250	250	
Whitley Bay	2	1,000	2,000	
Seaton Sluice	2	1,000	2,000	
Minster ..	2	1,000	2,000	
Warden Point	2	1,000	2,000	
Weymouth ..	2	250	500	
Emergency Batteries—												
Heavy Artillery	16	60	480	480
Training Centre, Winchester.
Reserves—												
Crombie	750	750
Broughty Ferry	500	500
Selby	2,470	2,470
Totals ..	14	..	12,500	22	..	7,200	7,200	..	16	..	480	480
						14,400				960		

(a) The proportions of shrapnel and H.E. are approximate.

The following amounts of ammunition are held at dumps for the use of mobile formations allotted to Home Defence :—

Location.	18-pr. Q.F.		4·5-in. Q.F.
	Shrapnel.	H.E.	H.E.
Selby ..	10,800	10,800	2,400
Stirling ..	10,800	10,800	2,400

Small-arm Ammunition.

Dublin	} 2,120,000, Mark VII.	} For Regulating Stations.
Curragh	} 2,840,000, Mark VII.	
Aldershot	3,500,000, Mark VII.	
Quedgeley	18,500,000, Mark VI.	
Selby	6,000,000, Mark VI.	
Eastern Command in dumps for Tanks.			2,200,000, Mark VII.	

TABLE (xxiv).—GUNS AND AMMUNITION HELD BY OR FOR DIVISIONS, &C.,
AT HOME—*continued*.

The following amounts of Grenades and Illuminating Cartridges were held at Stations named for issue to Regulating Stations on emergency :—

	Grenades, Nos. 5 and 23	Grenades, Nos. 20 and 24.	Cartridges, illuminating,	
			1-inch.	1½-inch.
Tidworth ...	117,000	6,500
Stirling ...	12,000	...	900	300
Selby ...	36,000	...	3,200	800
Park Royal	10,200	3,400
Totals ...	<u>165,000</u>	<u>6,500</u>	<u>14,300</u>	<u>4,500</u>

3-inch Stokes mortar ammunition was issued when required for the following Regulating Stations :—

Scottish Command	4,800
Northern Command	10,800
Scheme "L" (Eastern Command)	16,800

STATEMENT OF GUNS, AMMUNITION, &c., HANDED OVER OR IN
PROCESS OF BEING HANDED OVER TO ALLIED COUNTRIES.

(From 11th November, 1918, to 30th June, 1919.)

TABLE (XXV.) (a).—GREAT BRITAIN.

	Equipments, &c.	North Russia (Archangel).	North Russia (Murmansk).	North Russia (Reval).	North Russia (Demikh).	Siberia.	Estonia.	America.	Total.
Equipment	13-pr. 9-cwt. ..	4	12	16
	18-pr. guns and carriages, Mk. I	30	25	16	480	..	36	..	587
	4.5-in. hows. ..	12	9	8	120	149
	3.7-in. hows. ..	12	12
	2.75-in. guns ..	22	22
	18-pr. pivot guns	12	12
	60-pr.	4	60	200	264
	6-in. hows., 26- cwt.	4	58	..	6	..	68
	3-in. Stokes mor- tars.	32	32	150	214
	6-in. mortars	240	240
	6-pr.	204	204
	15-pr. B.L.C.	36	36
	5-in. hows.	52	52
	8-in. hows	14	148	172
	4.7-in. Q.F.	6	..	6
	6-in. guns, .. Mk. XIX.	*150	150
	Ammuni- tion.	13-pr. 9-cwt. ..	†25,000	6,000
18-pr.		†390,000	†45,000	48,000	1,361,200	22,000	96,000	..	1,962,200
4.5-in. how. ..		†146,000	†44,000	24,000	295,000	12,000	521,000
3.7-in. how. ..		34,000	34,000
2.75-in. gun ..		85,000	85,000
60-pr.		†60,000	81,011	67,000	208,011
6-in. how., 26- cwt.		†61,500	58,048	..	6,000	..	125,548
3-in. Stokes mor- tars.		†112,000	14,000	382,581	508,581
6-in. mortars	111,600	111,600
6-pr.	12,000	25,500	37,500
15-pr. B.L.C.	206,029	206,029
5-in. how.	10,000	10,000
8-in. how.	8,000	8,000
4.7-in. Q.F.	12,000	..	12,000
Grenades ..		†277,172	†81,000	20,000	18,000	600,000	896,172
S.A.A., Allied ..	103,100,000	15,090,000	23,000,000	575,000,000	300,000	55,000,000	9,236	811,499,236	
S.A.A., German	22,000,000	22,000,000	
Various [..	Revolvers ..	†1,000	†800	200	1,000	1,500	..	109	4,609
	Rifles, Allied ..	38,000	20,000	12,000	250,000	59,000	..	727	379,727
	Rifles, German	8,500	8,500
	Machine guns, Allied.	2,226	41	..	5,000	2,430	1,292	..	10,989
	Swords	13,089	13,089
	Lances	1,500	1,500
	Tanks	6	..	62	68
Approximate value	£	4,485,000	725,000	578,000	12,807,000	1,357,000	1,693,000	3,620,000	25,445,000

* 100 equipments and 50 gun bodies.

† A proportion not known were for use of British troops in these theatres.

TABLE (XXV.) (b).—ÉTAT DES CÉSSIONS DE MATÉRIEL DE GUERRE CONSENTIES PAR
LA FRANCE DEPUIS LE 11 NOVEMBRE, 1918.

	Cessions faites ou consenties.						Cessions en cours de négociations.			Total.
	Grece.	Tcheco-Slovaquie.	Pologne.		Finlande.	Siberie.	Pologne.	Roumanie.	Siberie.	
			Armée Haller.	Armée de Pologne.						
<i>Armes portatives.</i>										
Fusils		1,000	45,000	130,000	70,000	246,000
{ mod. francais	1,000	45,000	130,000	70,000	246,000
{ mod. allemand	10,000	..	10,000	8,000	..	50,000	78,000
Mitr.		255	720	1,000	40	2,015
{ mod. francais	255	720	1,000	40	2,015
{ mod. allemand	600	450	..	300	1,850
Pistolets, revolver	25,000	10,000	5,000	40,000
Fusils, mitrailleurs	..	100	2,500	2,600
<i>Pieces d'Artillerie.</i>										
65-mm.	30	30
75-mm.	216	830	1,046
76·2-mm...	424	424
105-mm.	50	50
155-cm.	72	220	292
<i>Munitions.</i>										
Cartouches		25,000,000	15,000,000	50,000,000	..	3,000,000	175,000,000	268,000,000
{ Mod. francais	..	25,000,000	15,000,000	50,000,000	..	3,000,000	175,000,000	268,000,000
{ Mod. allemand	..	10,000,000	..	40,000,000	23,000,000	..	56,000,000	128,000,000
65-mm.	30,000	30,000
75-mm.	200,000	12,000	830,000	1,042,000
105-mm.	13,000	25,000	43,000
155-cm.	33,000	110,000	143,000
Grenades..	100,000	100,000
Chars d'assaut	120	..	12	100	15	247
Avions ..	12	127	..	135	22	180	138	624
Approximate value						£11,670,000				

SECTION 2.

DEVELOPMENT OF MUNITIONS SUPPLY.

I.—BEFORE THE FORMATION OF THE MINISTRY OF MUNITIONS.

The subjoined statement is based upon an extract from a Memorandum circulated to the Cabinet by the late Lord Kitchener at the beginning of June, 1915, to inform the members of the new Coalition Government as to the course of War Office administration since the outbreak of hostilities. It has been amplified and annotated in order to make the information more complete.*

(a.) *Guns and Ammunition.*

On 4th August, 1914, the following provision of guns and ammunition for the Expeditionary Force had been made in accordance with War Establishments and the modified Mowatt Reserve :—

Nature of guns.	Number of guns.	Rounds a gun.	Total rounds.
13-pr... ..	30	1,900	57,000
18-pr	324	1,500	486,000
4·5-inch howitzer	108	1,200	129,000
60-pr... ..	24	1,000	24,000
Total	486	..	696,000

Provision was also to be made for an additional 500 rounds a gun and 400 rounds a howitzer by the end of 6 months.

During the retreat on Paris large numbers of guns, rifles and ammunition were lost, and the difficulty not only in meeting these losses, but in providing for the unprecedented and uncalculated expenditure of ammunition which the war introduced, at once caused great anxiety. The War Office was at this time in close communication with the French on the subject of the amount of ammunition required.

Both France and Germany had high-explosive shell for their field guns but the British Army had not adopted this type. Early in September, however, the War Office took up the question of a design of shell of this nature. On 22nd October, General Deville, head of the French Ordnance, came over at our invitation to discuss the whole situation, not only as regards the amount of ammunition necessary to meet

* The following dates are worthy of record :—

- Mr. Wintour became Director of Contracts, 6th September, 1914.
- The Cabinet Committee on Munitions first met on 12th October, 1914.
- Sir George Gibb was appointed to supervise contracts as an additional Member of the Army Council, 28th December, 1914.
- The High Explosives Department, under Lord Moulton, was formed in January, 1915.
- The Master-General of the Ordnance took over contract business relating to warlike stores, January, 1915.
- Messrs. Morgan and Grenfell were appointed agents for the purchase of munitions, &c., in the U.S.A., 15th January, 1915.
- Mr. George Booth was appointed to deal with the Defence of the Realm Act (Amendment) relating to the control of factories, labour, &c., March, 1915.
- Sir Percy Girouard was appointed to co-operate with Mr. Booth, April, 1915.
- A Treasury Committee, composed of Mr. Lloyd George, Mr. Balfour, Mr. Montagu, Mr. Henderson and representatives of the Admiralty, War Office and Board of Trade, was formed to deal with increase of output of munitions and the supply of labour, 8th April, 1915.
- The Ministry of Munitions was formed on 5th June, 1915.

expenditure but also its nature; and the subject of H.E. shell for field guns as well as the fuze to be employed, the pattern of the shell, and the nature of the filling was closely discussed between us. General Headquarters in France were consulted as to their wishes regarding this nature of shell, and replies were received indicating that opinions were divided, but that they considered it desirable that some H.E. should be provided if this could be done without interfering with the supply of shrapnel. On 19th October the first 1,000 rounds of 18-pr. H.E. shell were sent to France for trial and report, and steps were taken to proceed with further manufacture. On 6th November a favourable report was received on the shells sent out for trial, and we were asked by General Headquarters to supply in future, and as soon as we could procure it, 50 per cent. of shrapnel and 50 per cent. of H.E. for the 18-pr. and 13-pr. guns. A week later a telegram was received asking that the proportion of H.E. should be 25 per cent. and not 50 per cent.

At this stage it was for consideration whether machinery employed in producing the 18-pr. shrapnel, which was so urgently required, should be stopped and turned on instead to H.E. shell. The adoption of this course would not have produced any H.E. shell for 10 weeks or more; and during this period the provision of the absolutely necessary amount of ammunition for the field guns would have been seriously imperilled, just when Sir John French was pressing for every round. The expenditure of 18-pr. ammunition up to 1st November was 385,000 rounds, while our supply from manufacture was at that date approximately 45,000 a month. A stoppage of the supply of shrapnel would, it was thought, have seriously affected the safety of the troops in the field, for a large proportion of our machinery would thus have been placed out of work at the most critical period of the war, in order later to have an article which no doubt would have been somewhat better for certain purposes than the shrapnel shell then being provided.

Additional instead of substituted orders were, therefore, at once placed not only with the experienced armament firms but also with new firms not previously engaged in this nature of manufacture, as well as in Canada and America. It may be pointed out that if the promises of delivery made by all these firms when the contracts were placed had been fulfilled there should have been received by 15th May, 1915, 481,500—18-pr. H.E. shells, instead of which only 52,400 were delivered. The causes of the delay were the same as those which have been instrumental in making all our manufacturers behindhand in the fulfilment of their contracts. It must be remembered that the manufacture of armament and munitions of war is a highly specialized industry, and the resources of the nation devoted to such supplies were very circumscribed; any attempts, therefore, to expand suddenly must be fraught with unexpected difficulties and disappointments.

It had been asserted that it is only by the use of H.E. shell that wire entanglements could be cleared. In January, 1915, trials were carried out by Sir John French's direction by our troops in Flanders, and the report showed that rather more effect was obtained with 18-pr. shrapnel than with H.E.; but both were very effective, and at Neuve Chapelle the good results expected from shrapnel were fully realized. The Germans apparently noted this, and, it is understood, either put up walls in front of their wire entanglements to catch the bullets, or put them in pits; hence the call for H.E. shell to clear wire entanglements.

To return to the general question of war material. The whole matter of supply of munitions of war was very fully gone into from the first and by October, 1914, orders had been given for as much as possible in this country, while Canada and America were called upon to assist in providing the extraordinary amount of guns and ammunition which events had proved would be required. In the middle of October a Committee of the Cabinet was formed to assist the War Office, consisting of the Secretary of State for War (Lord Kitchener), the Lord Chancellor (Lord Haldane), the Chancellor of the Exchequer (Mr. Lloyd George), the First Lord of the Admiralty (Mr. Churchill), the Home Secretary (Mr. McKenna), the President of the Board of Trade (Mr. Runciman), and the President of the Board of Agriculture (Lord Lucas). It was due to this Committee which first met on 12th October that many difficulties were overcome, and further orders were placed in this country as well as in America.

During the early stages of the war other developments became apparent, such as the great value of guns and howitzers of heavier natures than had been previously

Munitions Supply.

468

taken into the field. The provision of these was at once taken up, and orders were also placed for 3,500—18-pr. guns, 650—4·5-inch howitzers, and 168—60-pr. guns, which, when delivered, would bring our total number of guns available for the field up to about 6,000.

The estimates for orders in the early stages of the war to supply munitions for the Army were in the first place based upon an establishment in the field of 1,100,000 men, with a proper proportion of artillery, though on a scale of guns slightly reduced from what was previously considered advisable, and General Deville's strong recommendation confirmed the War Office in the belief that for future reinforcements they were right in reducing the batteries from 6 to 4 guns,* although by the increase of batteries in a brigade from 3 to 4, the total reduction of guns in a brigade was only 2.

It may here be noted that on 1st April, 1915, there were in France 122—18-pr. guns, 625—18-pr. guns and 116—4·5-inch howitzers. The position with regard to the number of guns in possession and the orders and deliveries of guns at the end of May, 1915, is shown in the subjoined table :—

NOTE.—See next page.

* 18-pr batteries were restored to the 6 gun basis (November, 1916).

NUMBER OF GUNS IN POSSESSION AT THE OUTBREAK OF WAR AND THE NUMBERS RECEIVED AND STILL DUE FROM MANUFACTURE.

(31st May, 1915.)

—	13-pr.	18-pr.	4·5-inch howitzer.	60-pr.	6-inch howitzer, 30 cwt.	6-inch gun.	9·2-inch howitzer.	4·7-inch.	5-inch howitzer.	2·75-inch.	15-pr. B.L.C.	15-pr. Q.F.	8-inch.	12-inch.	Total.
In England, 1.8.14 ..	126	624	128	28	81	16	1	164	150	10	623	85	Nil	Nil	..
Received from India ..	47	240	12	Nil	Nil	Nil	Nil	Nil	Nil	Nil	Nil	Nil	Nil	Nil	..
„ „ Canada ..	12	84	Nil	10	Nil	Nil	Nil	Nil	Nil	Nil	Nil	Nil	Nil	Nil	..
„ „ Australia ..	Nil	36	Nil	Nil	Nil	Nil	Nil	Nil	Nil	Nil	Nil	Nil	Nil	Nil	..
„ „ New Zealand	Nil	12	4	Nil	Nil	Nil	Nil	Nil	Nil	Nil	Nil	Nil	Nil	Nil	..
„ „ manufacture	Nil	511	117	12	Nil	No orders	16	No orders	No orders	8	No orders	No orders	23	3	..
Total	185	1,507	261	50	81	16	17	164	150	18	623	85	23	3	..
On order, not yet delivered	112	3,073	687	136	16	Nil	16	Nil	Nil	Nil	Nil	Nil	1	29	..
	297	4,580	948	186	97	16	33	164	150	18	623	85	24	32	7,253

NOTE.—This represents a total of 7,253 guns, as compared with the 486 of the Expeditionary Force.

The position on 1st July, 1915, was that the manufacturers had hoped to be able to deliver 2,148—18-pr., 530—4·5-inch howitzers and 96—60-pr., but had actually delivered 803—18-pr., 165—4·5-inch howitzers and 37—60-pr.

In regard to gun ammunition, if the promises made to the Cabinet Committee had been carried out, even with a small delay, there would have been available at the end of May, 1915, a number considerably in excess of the 17 rounds a gun a day that Sir John French and General Joffre decided to be the amount that they required. As it was, at the end of 6 months 1,500,000 rounds had been sent out, at the end of 12 months 4,250,000, and at the end of 16 months 8,000,000.

The method of dealing with these large requirements was very fully considered, and it was decided by the Cabinet Committee that in the first instance it was best to place orders with the usual armament firms to the extent of which their managers thought them to be capable. This procedure was most necessary especially in connection with the fuzes, in order that the requisite supervising staff with its experience should be not only fully utilized, but utilized to the best advantage. This having been done, further orders were given for the components of ammunition to such other firms as had works which were considered capable of undertaking them, and financial assistance was afforded to them for providing the necessary plant.

The necessity of organizing all the trade resources for supplying our wants was fully recognized at this period, but it was considered that instead of attempting to organize centrally from the War Office it was more advisable that the main orders should be given to the Ordnance Factories and the large armament firms, and that they should themselves organize, expand and sub-contract to supplement what they could do with their own existing buildings and machinery, while advantage was taken of other developments which were found possible to augment the supply.

The orders thus placed in England involved the employment of some 2,500 to 3,000 firms in the production of munitions of war.

Those best able to judge were confident of being able to fulfil their promises, but they evidently miscalculated their powers and had not taken into full consideration the difficulties caused by shortage of labour, by delays in delivery of machinery, and by the restrictions of the Trades Unions and the limitation of output enforced by their local branches.

The patriotic enthusiasm which was swelling the ranks of the army also proved a very serious drain on the supply of both skilled and unskilled labour, and caused a serious set-back in manufacture. Steps were taken to cope with this deficiency of labour, and the Board of Trade co-operated with the War Office to provide as far as possible what was required, but found the difficulty greater than it had first appeared.

The ammunition ordered by the end of May amounted to a total for 18-pr. ammunition of approximately 30,000,000 rounds, and other natures in proportion.

It may be noted that during the first 6 months of the war the expenditure of gun and howitzer ammunition amounted to 1,000,000 rounds. During the next 3 months the expenditure reached a similar figure, including 610,000 rounds fired between 15th April to 15th May.*

Notwithstanding this expenditure, never during all this period did the number of rounds in France drop below that laid down to be carried in the Battery and in the Brigade, and in the Divisional Ammunition Column and Park (*e.g.*, for the 18-pr. 528 rounds a gun) except in the case of 4.5-inch howitzer, where for two short periods the number dropped slightly below the authorized amount, and once in the case of the 18-pr. guns.

The expenditure mentioned above shows the rapid increase which was caused principally and naturally by the large number of reinforcements in guns sent out to our Army in the field as well as by the active attempts to break through the German trenches.

The manufacture of 18-pr. ammunition was at the following rates:—

1914.						
June and July (monthly average)	3,000
August	10,000
September	10,000
October	45,000
November...	45,000
December...	78,000

* It is interesting to recall that during the 33 months of the South African War only 273,000 rounds of gun ammunition of all natures were fired. The average weekly expenditure in France for the 4 weeks ending 5th November, 1916, approximated to 1,120,000 rounds a week.

1915.

January	93,000
February	128,000
March	194,000
April	225,000
May	400,000†

In May there were produced in three days the amount of ammunition usually produced in a year of peace.

The following tables illustrate the progress made :—

TABLE showing the ammunition of all natures provided during the early months of 1915.

Month, 1915.	18-pr.	13-pr.	4·5-inch.	60-pr.	4·7-inch.	6-inch Howitzer.	9·2-inch Howitzer.	Total.
January	127,000	15,000	14,000	2,300	8,600	12,400*	..	179,300
February	127,000	11,500	21,000	11,500	8,000	4,600	978	184,578
March	194,000	16,680	24,800	14,520	11,495	5,862	1,332	268,689
April	225,000	16,000	28,850	16,000	13,724	6,100	1,750	307,424
May (forecast) ..	400,000	16,750	40,000	18,000	15,700	10,600	2,580	483,630

TABLE showing the number of rounds a gun in France during the early months of 1915.

Month, 1915.	18-pr.	13-pr.	4·5-inch.	60-pr.	4·7-inch.	6-inch Howitzer.	9·2-inch Howitzer.
January	609	769	274	770	542	370	..
February	693	588	292	456	732	490	450
March	744	910	412	537	647	561	404
April	722	745	409	654	489	509	200
26th April	885	818	477	941	474	389	260
16th May	628	497	242	739	369	182	184

It must be realised that, whereas other countries had merely to supply the additional requirements in ammunition caused by the peculiar nature of the war for the fixed establishment of a mobilized army, Great Britain on the contrary had in addition to deal with a vastly increased establishment, which had been caused by the creation of new units quite out of proportion to the previously existing army. Thus, whereas our power of production at the commencement of the war was a possible 10,000 to 15,000 rounds of gun ammunition a month, the French and Germans had the power to produce the ammunition required for the 4,000 and 8,000 guns with which their armies were respectively provided.

(b.) *High Explosives.*

It was not well known or understood that this country had enormous potential resources for the production of high explosives. These resources had hitherto been exploited for a large number of years by German-controlled firms in England, and we had bought from them what we required, and had thus left our enemy controlling the essential means of production in this country. Lord Moulton took up this subject with the greatest zeal and ability, and has achieved great success. The Germans had established at Rotterdam a factory for toluol, and the plant of this was purchased and

* Includes some heavy shell that were in store in England.

† By October, 1915, the number had risen to 1,014,812, which did not yet include any deliveries from the Ministry of Munitions.

set up in England. A great nitrate factory in Norway, which previously supplied the Germans with their requirements, was also purchased and devoted to the service of the Allies.

Lord Moulton not only provided explosives for our needs and prepared for our large additional requirements when our ammunition grew to large proportions, but he enabled us to give at various times to all the Allies, and notably France, sufficient explosives to enable them to continue the war. Though there were anxious moments, we were, by the end of May, 1915, practically out of the wood, and hoped to be able, even with our larger expenditure, still to help our Allies in this essential for the war.

(c.) *Propellants.*

On the declaration of war it was grasped at once that our cordite factories were insufficient to supply the demands of both the Admiralty and the War Office, and that the only way to provide the necessary quantity of propellant was to order the Trade, as well as our own Government Factory at Waltham Abbey, to put down more plant. The output of the new plant began towards the end of May, 1915, and gave us grounds for hope that we should not fail in the supply of ammunition on account of the propellant. Orders were, in addition, placed in America, while India and the Japanese Government undertook to render help.

Steps were also taken to order as much nitro-cellulose and ballistite as it was possible both to obtain and use, thus freeing the cordite either for the Navy or for those guns and howitzers with which the other propellants cannot be used. Lord Moulton undertook to construct a very large factory for the manufacture of propellants of a nitro-cellulose nature.

The cordite trade of this country, like the high-explosive trade, had for years been controlled by Germans, and early in September, 1914, most of the directors of that nationality withdrew their names from the various Boards.

(d.) *Poisonous Gas.*

Towards the end of April, 1915, the German employed poisonous gases, and the question of retaliatory measures was at once taken up. It was decided that immediate provision should be made for the use by our troops of gases which were no less harmful and deadly, but not much more so, than those employed by the enemy, and also that preparations for experiment with more deadly things should proceed with all speed. At the same time a quantity of liquid gas bombs was sent out for experiment. Meanwhile a large supply of asphyxiating and poisonous bombs of every description was expedited, and Sir John French was informed that 50 cylinders of gas to be used from our trenches would be sent out by the end of May. He did not, however, wish to operate with these machines until he could do so on a large scale. To do this a much larger number than 50 was necessary, and it was not expected that it would be possible before the end of June to supply the requisite number of 500.

A supply of shells containing irritant poisons was also arranged.

(e.) *Rifles and Small-Arm Ammunition.*

The rifle question has always been one which has caused the War Office the greatest anxiety, even more so than that of the production and supply of ammunition. We started the war with 750,000 rifles at a time when we were engaged in the introduction of the improved Mark VII. ammunition, which necessitated the re-sighting of the rifles with which it was used. The output of new rifles in England was in July, 1914, as normally, about 8,000 a month. Immediate steps were taken to increase largely the plant at our disposal, and the manufacture has steadily gone up. At the same time the re-sighting of rifles previously suitable for Mark VI. ammunition was going on on a large scale in our shops, while the repair of rifles damaged at the front was being carried out.

The losses in rifles during the war has been far greater than was at first contemplated and calculated for. All casualties have to be replaced by men fully equipped with rifles, and to this a very large proportion of the output of our shops had to be devoted, being thus not available for arming new troops. The hole in the bucket has been so large that, notwithstanding the production in this country, which from the

beginning of the war turned out either in repaired or new rifles a total of 475,000 by the end of May, 1915, the want of rifles left large numbers of the men training for the front still unequipped. In addition to the number mentioned, 250,000 long rifles were also re-sighted and issued.

The orders given at the beginning of the war outside our own usual peace factories had not yet materialized, as the rifle is the article of the soldier's equipment which takes the longest time to produce. These orders amounted to 3,860,000 rifles in addition to what we had at present; and it was hoped at the end of May, 1915, that the time was getting near when we might hope for the first productions from the American firms which had undertaken some of these large orders.

To meet the requirements of the defence of this country, we tried our utmost to buy rifles in all parts of the world of any description so long as they had a certain amount of ammunition available. These efforts, with the exception of 150,000 rifles from Japan, were practically or entirely abortive. No private firms, naturally, had large quantities of military rifles in their possession. These were all in the hands of Governments who, while prepared to part with their rifles, were met by German diplomatic threats, which in every case caused the neutral Power with whom we were dealing to withdraw from any negotiations and to withhold their rifles.

Small-arm ammunition gave us grave anxiety and at times our reserve was very low. We were obtaining, however, at the end of May, 1915, from 90 to 100 millions a month, while orders had been placed to raise this figure to 300 millions a month and even more.

The following is a comparison of the manufacture of rifles and small-arm ammunition before and during the earlier months of the war :—

(f.) *Rifles.*

Year.	New.	Repaired.	Total.
1912-13	103,000	81,000	184,000
1913-14	108,000	50,000	158,000
1914-15	418,000	491,000	909,000

Over 1,250,000 rifles were issued to the troops during 1914-15.

(g.) *Small-Arm Ammunition (in million rounds).*

Year.	Mark VI.	Mark VII.	Total.
1912-13	21	96	117
1913 14	3½	75	78½
1914-15	77	666	743

(h.) *Machine Guns.*

The scale of provision at the outbreak of war was, as in the case of the German Army, two for 1,000 men. This was raised in November, 1914, to four a unit, involving a provision of 2,214. Orders had been placed which should have given by July, 1915, 3,292 guns; on 10th July, however, Vickers had delivered 1,022 out of 1,792, and Lewis 621 out of 1,500 ordered, or a total of 1,643.

II

The following tables show the development of the output of munitions during the war.

(a.) GUN AMMUNITION.

OUTPUT OF EMPTY AND FILLED SHELL.*

E = Empty Shell. F = Filled Shell.

	1914. (Aug.-Dec.)	1915.	1916.	1917.	1918.	Total.
LIGHT.						
A.—Field Gun Ammunition.						
13-pr. H.E. ..	{ E† ..	215,600	2,501,600	378,500	917,100	4,012,800
	{ F ..	61,100	276,664	257,648	212,523	807,935
13-pr. shrapnel ..	{ E† 13,000	257,700	1,280,600	1,151,700	717,500	3,420,500
	{ F 40,600	274,600	353,097	569,876	315,444	1,558,617
15-pr. H.E. ..	{ E ..	166,600	32,100	198,700
	{ F 200	11,500	28,450	30,717	82,777	153,644
15-pr. shrapnel ..	{ E ..	147,100	223,300	8,200	..	378,600
	{ F 8,100	151,700	7,111	63,215	75,145	305,271
18-pr. H.E. ..	{ E 9,700	4,420,200	22,959,500	14,701,300	14,715,000	56,805,700
	{ F 9,100	978,600	11,872,568	20,609,040	14,318,178	47,787,486
18-pr. shrapnel ..	{ E 176,300	8,453,700	22,632,800	26,222,000	22,804,500	80,289,300
	{ F 341,700	4,252,000	22,519,021	27,445,226	18,422,811	72,980,758
Chemical ..	{ E	576,100	576,100
	{ F	251,654	251,654
Smoke ..	{ E	100	1,397,200	307,200	1,704,500
	{ F	626,301	738,914	1,365,215
Incendiary ..	{ E	81,400	81,400
	{ F	51,392	51,392
Star ..	{ E	3,100	3,100
	{ F
Total ..	{ E 199,000	13,660,900	49,630,000	43,858,900	40,121,900	147,470,700
	{ F 399,700	5,729,500	35,061,911	49,602,023	34,468,838	125,261,972
B.—Mountain Gun Ammunition.						
10-pr. H.E. ..	{ E	64,700	2,300	..	67,000
	{ F	10,336	10,336
10-pr. shrapnel ..	{ E ..	109,500	9,600	119,100
	{ F ..	89,500	18,660	108,160
2·75-inch H.E. ..	{ E ..	11,000	331,800	255,200	..	598,000
	{ F 300	..	143,238	55,625	..	199,163
2·75-inch shrapnel	{ E 900	3,600	317,800	292,900	1,000	616,200
	{ F 11,600	11,500	178,036	25,214	10,900	237,250
2·95-inch H.E. ..	{ E	21,100	..	21,100
	{ F	2,900	5,226	..	8,126
2·95-inch shrapnel	{ E	22,300	97,300	..	119,600
	{ F 1,100	1,900	10,627	28,555	..	42,182
2·95-inch double	{ E	209	200	..	400
	{ F 400	1,500	6,824	1,139	..	9,863
3·7-inch H.E. ..	{ E	4,400	184,700	11,900	201,000
	{ F	54,581	83,559	138,440
Total ..	{ E 900	124,100	750,800	853,700	12,900	1,742,400
	{ F 13,400	104,400	370,621	170,340	94,759	753,520

* The figures for empty output are for uninspected shell, and are thus swollen relatively to filled output by the inclusion of a small proportion of shell subsequently rejected.

† Some of these empties were used for anti-aircraft ammunition as shown on next page.

OUTPUT OF EMPTY AND FILLED SHELL—*continued.*

	1914 (Aug.-Dec.)	1915.	1916.	1917.	1918.	Total
<i>Light—continued.</i>						
<i>C.—Anti-Aircraft Gun Ammunition.</i>						
6-pr.			31,700	6,400	..	38,100
			4,600	12,015	..	16,615
*12-pr. (12-cwt.)		
H.E.			29,157	11,908	4,032	45,097
*12-pr. (12-cwt.)		
shrapnel	1,840	..	1,840
*12-pr. (12-cwt.)		
incendiary	14,768	2,000	16,768
*13-pr. (6-cwt.)		
H.E.			75,085	128,743	24,682	228,510
*13-pr. (6-cwt.)		
shrapnel	37,889	18,464	56,353
*13-pr. (6-cwt.)		
incendiary	1,800	..	1,800
*13-pr. (9-cwt.)		
H.E.			285,412	1,179,598	993,880	2,458,890
*13-pr. (9-cwt.)		
shrapnel			527,025	366,980	467,808	1,361,813
*13-pr. (9-cwt.)		
incendiary	27,464	6,000	33,464
*13-pr. (9-cwt.)		
star
3-inch H.E. ..			303,200	474,900	916,000	1,694,100
	2,600	3,400	171,662	333,834	474,750	986,246
3-inch shrapnel ..		500	120,700	184,900	224,700	530,300
			66,500	53,247	120,010	240,257
3-inch incendiary			14,000	125,100	156,200	295,300
			..	59,872	20,180	80,052
3-inch star	5,400	5,400
			400	400
18-pr. H.E. ..			15,500	16,600	216,000	248,100
			45,011	101,451	341	146,803
18-pr. shrapnel	6,000	..	6,000
			..	500	7,072	7,572
18-pr. incendiary			2,100	76,800	45,400	24,300
			..	65,818	12,927	78,745
4-inch, Mark IV.,			1,000	1,000
H.E.
4-inch, Mark V.,			206,600	206,600
H.E.	12,400	12,400
Total	2,600	3,900	487,200	890,700	1,771,300	3,149,200
			1,204,452	2,397,727	2,164,946	5,773,625
<i>D.—Tank Gun Ammunition.</i>						
6-pr. C.P. ..			199,800	816,000	342,900	1,358,700
			157,189	377,066	675,358	1,209,613
6-pr. case shot	20,800	234,200	255,000
			..	13,629	136,163	149,792
Total			199,800	836,800	577,100	1,613,700
			157,189	390,695	811,521	1,359,405

* The empty shell for these natures are included in 13-pr. field gun ammunition above.

† Excluding the empty shell for 12-pr., &c.

OUTPUT OF EMPTY AND FILLED SHELL—continued.

	1914, (Aug.-Dec.)	1915.	1916.	1917.	1918.	Total.
MEDIUM.						
<i>E.—Gun Ammunition.</i>						
60-pr. H.E. ..	{ E 5,700	212,000	2,075,400	2,540,900	1,900,700	6,734,700
	{ F 10,900	135,900	1,302,708	2,359,985	2,192,266	6,000,859
60-pr. shrapnel ..	{ E 10,600	178,400	1,913,400	2,198,800	2,483,300	6,784,500
	{ F 19,800	125,700	1,062,897	2,362,810	1,964,222	5,535,429
60-pr. chemical ..	{ E	119,200	576,000	245,000	940,200
	{ F	50,735	588,850	63,712	703,297
4-7-inch H.E. ..	{ E ..	88,500	410,000	43,100	..	546,600
	{ F 1,700	61,700	342,828	406,228
4-7-inch shrapnel	{ E ..	25,200	233,900	114,100	..	423,200
	{ F 10,500	30,500	114,752	16,023	..	171,775
4-7-inch chemical	{ E	92,600	26,300	..	118,900
	{ F	39,418	9,923	..	49,341
4-7-inch star ..	{ E	1,000	1,000
	{ F
Total ..	{ E 16,300	504,100	4,894,500	5,504,200	4,630,000	15,549,100
	{ F 42,900	352,900	2,913,338	5,337,591	4,220,200	12,866,929
<i>F.—Field Howitzer Ammunition.</i>						
4-5-inch H.E. ..	{ E 13,200	1,260,100	11,080,000	12,717,900	11,069,200	36,141,300
	{ F 27,600	598,900	7,920,709	12,793,031	8,981,611	30,321,851
4-5-inch shrapnel	{ E 15,800	252,400	150,200	38,500	700	457,600
	{ F 34,100	194,900	149,438	18,568	..	397,006
4-5-inch chemical	{ E	497,800	785,700	1,671,500	2,955,000
	{ F	166,081	1,020,659	1,230,684	2,417,424
4-5-inch smoke ..	{ E	152,200	446,200	598,400
	{ F	118,434	349,259	467,693
4-5-inch incendiary	{ E	47,300	2,500	..	49,800
	{ F	25,845	270	2,374	28,489
4-5-inch star ..	{ E	5,000	5,000
	{ F
5-inch H.E. ..	{ E ..	155,200	485,100	640,300
	{ F ..	99,000	134,750	127,097	..	360,847
5-inch shrapnel ..	{ E ..	17,000	17,000
	{ F 900	45,500	1,900	17,300
Total ..	{ E 29,000	1,685,600	12,260,400	13,696,800	13,192,600	40,864,400
	{ F 62,600	907,300	8,398,723	14,078,059	10,563,928	34,010,610
HEAVY.						
<i>G.—Gun Ammunition.</i>						
6-inch H.E. ..	{ E	43,200	246,700	429,100	719,000
	{ F 4,800	50,300*	242,100	254,702	392,830	944,732
6-inch shrapnel ..	{ E	47,000	459,700	264,400	771,100
	{ F 100	100	32,988	213,348	366,441	612,777
6-inch chemical ..	{ E	10,200	10,200
	{ F
Total ..	{ E	90,200	706,400	703,700	1,500,300
	{ F 4,900	50,400	275,088	468,050	759,271	1,557,709
<i>H.—Howitzer Ammunition.</i>						
6-inch H.E. ..	{ E ..	223,400*	4,264,700	11,355,000	16,067,100	31,910,200
	{ F ..	105,600	2,644,600	10,651,500	12,306,877	25,708,577
6-inch chemical ..	{ E	120,000	2,213,500	2,333,500
	{ F	49,800	1,309,011	1,358,811
6-inch star ..	{ E	100	23,900	24,000
	{ F	6,670	6,670
Total ..	{ E ..	223,400	4,264,700	11,475,100	18,304,500	34,267,700
	{ F ..	105,600	2,644,600	10,701,300	13,622,558	27,074,058

* Empty shell available for either gun or howitzer.

OUTPUT OF EMPTY AND FILLED SHELL—*continued.*

	1914. (Aug.—Dec.)	1915.	1916.	1917.	1918.	Total.
VERY HEAVY.						
I.—Gun Ammunition.						
9-2-inch H.E. ..	{ E	10,600	16,700	47,700	75,000
	{ F	6,309	17,152	34,217	64,178
9-2-inch shrapnel ..	{ E	3,000	6,500	9,500
	{ F	2,933	3,389	9,322
12-inch H.E. ..	{ E	4,300	7,500	11,800
	{ F	3,778	2,034	5,812
12-inch shrapnel ..	{ E	1,500	..	1,500
	{ F	696	400	1,096
14-inch H.E. ..	{ E	700	700
	{ F
Total ..	{ E	10,600	25,500	62,400	98,500
	{ F	6,309	24,559	40,040	70,908
J.—Howitzer Ammunition.						
8-inch H.E. ..	{ E ..	71,800	1,464,200	3,434,700	1,631,500	6,601,500
	{ F ..	44,200	860,066	2,639,723	1,919,383	5,463,372
9-2-inch H.E. ..	{ E 200	51,700	1,265,000	2,765,100	1,038,700	5,060,700
	{ F 200	31,786	960,372	1,723,225	1,062,057	3,778,140
12-inch H.E. ..	{ E ..	8,800	189,300	163,900	81,800	443,800
	{ F ..	2,900	82,693	120,542	76,902	283,037
15-inch H.E. ..	{ E ..	400	9,900	15,200	9,300	34,800
	{ F	7,651	14,219	5,431	27,301
18-inch H.E. ..	{ E	100	100
	{ F
Total ..	{ E 200	132,200	2,928,400	6,318,900	2,761,400	12,141,100
	{ F 200	78,886	1,911,282	4,497,709	3,063,773	9,551,850
Grand total..	{ E 245,400	16,330,300	75,516,600	84,167,000	82,137,800	258,397,100
	{ F 526,300	7,332,886	52,943,513	87,668,053	69,809,834	218,280,586

(b.) HIGH EXPLOSIVE AND PROPELLANT.

PRODUCTION.

In short tons.

Material.	1914.* (Aug.—Dec.)	1915.* (4th quarter.)	1916.	1917.	1918.	Total.†
High Explosives.						
Picric acid	2,634	18,655	33,461	15,887	70,637
T.N.T.	5,214	52,514	79,595	63,211	200,534
Ammonium nitrate	4,043	55,483	146,609	126,058	332,193
Total	11,891	126,652	259,665	205,156	603,364
Propellants.						
Cordite	4,810	43,129	110,970	80,995	239,904
Ballistite	47	1,262	1,511	173	2,993
N.C.T.	8,110	39,820	92,328	149,028	189,286
Total	12,967	84,211	204,809	130,196	432,183

* No returns available for 1914 and first three quarters of 1915

† Incomplete.

(c.) TRENCH WARFARE.

	1914. (Aug.-Dec.)	1915.	1916.	1917.	1918.	Total.
TRENCH MORTARS.						
<i>Light.</i>						
3-inch Stokes Mortar	304	3,133	2,999	4,985	11,241
4-inch Stokes Mortar	31	362	243	487	1,123
3-7-inch M.L. Howitzer	..	220	600	820
4-inch M.L. Howitzer	12	50	238	300
Total	12	605	4,333	3,242	5,472	13,664
<i>Medium.</i>						
1-5-inch Trench Howitzer.	..	199	75	1	..	275
2-inch Trench Howitzer	..	172	946	770	19	1,907
6-inch Newton Trench Howitzer.	1,929	609	2,538
Total	371	1,021	2,700	628	4,720
<i>Heavy.</i>						
9-45-inch Trench Howitzer, Mark I.	200	3	..	203
9-45-inch Trench Howitzer, Mark II.	124	212	336
9-45-inch Trench Howitzer, Mark III.	116	46	162
9-45-inch Trench Howitzer, Mark IV.	9	2	11
Total	200	252	260	712
Grand Total ..	12	976	5,554	6,194	6,360	19,096
TRENCH MORTAR AMMUNITION.						
Light	545	220,946	5,154,271	3,879,457	3,296,494	12,551,713
Medium	95,136	1,167,451	1,085,504	1,134,805	3,482,896
Heavy	143,267	187,002	8,646	338,915
Special (4-inch Stokes)	..	36,800	28,566	517,656	37,769	620,791
Total	545	352,882	6,493,555	5,669,619	4,477,714	16,994,315
LIVENS PROJECTORS	64,533	80,545	145,080
LIVENS DRUMS	106,230	132,448	238,678
GRENADES.						
Hand	2,152	} 11,984,926	{ 28,956,513	4,154,555	1,722,687	} 61,028,143
Rifle			3,377,249	5,242,804	
Hand or Rifle	2,003,542	19,096,903	14,062,433	35,162,878
Smoke	297,256	530,662	636,399	1,811,217	3,275,534
Chemical	96,092	540,072	636,164
Total	2,152	12,282,182	34,867,966	29,226,753	23,723,666	100,102,719

(d.) MACHINE GUNS, RIFLES AND SMALL-ARM AMMUNITION.

OUTPUT.

	1914. (Aug.—Dec.)	1915.	1916.	1917.	1918.	Total.
<i>Machine Guns.</i>						
Vickers	266	2,405	7,429	21,782	39,473	71,355
Lewis	8	3,650	21,615	45,528	62,303	133,104
Hotchkiss	9	4,156	12,128	19,088	35,381
Total	274	6,064	33,200	79,438	120,864	239,840
<i>Rifles.</i>						
Enfield	51,576	271,856	418,283	640,113	626,330	2,008,158
B.S.A.	56,416	275,927	435,212	468,447	345,732	1,581,854
L.S.A.	12,101	65,678	99,433	97,012	89,990	364,214
Totals, Home ..	120,093	613,461	852,928	1,205,572	1,062,052	3,854,106
Canada	2,650	33,476	82,360	..	118,486
U.S.A.	282,495	835,355	..	1,117,850
Grand Total ..	120,093	616,111	1,168,899	2,123,287	1,062,052	5,090,442
<i>Small-Arm Ammunition.</i> (In thousands.)						
*303-inch, Mark VII.—						
Home	118,195	1,078,823	2,362,825	1,476,400	2,724,282	7,760,525
U.S.A.	3,800	182,723	592,600	97,464	..	876,587
Grand Total ..	121,995	1,261,546	2,955,425	1,573,864	2,724,282	8,637,112

(e.) OUTPUT OF TANKS.

	1916. (3rd and 4th Qtrs.)	1917.	1918.	Total.
<i>Heavy fighting machines—</i>				
Mark IV. { Male	370	50	420
{ Female	540	55	595
Mark V. { Male	200	200
{ Female	200	200
Mark V.* { Male	432	432
{ Female	200	200
Mark V.** { Male	1	1
{ Female
Mark VII.
Mark VIII.	1	1
<i>Medium fighting machines—</i>				
Mark A.	55	145	200
Mark B.	39	39
Mark C.
<i>Tank tenders converted—</i>				
Mark I... ..	150	150
Mark II.—III...	100	..	100
Mark IV.	167	38	205
Gun carrier and salvage..	..	45	5	50
<i>Infantry supply—</i>				
Mark IX.	25	25
Total	150	1,277	1,391	2,818

3.—STOCKS OF GUN AMMUNITION AT THE TIME OF SOMME OFFENSIVE, 1916, AS COMPARED WITH STOCKS AT THE TIME OF THE OFFENSIVE OF 1918.

Nature.	9th July, 1916.		9th February, 1918.	
	In France.	At Home.	In France.	At Home.
13-pr. 6-cwt.	253,134	5,138	294,723	318,542
13-pr. 9-cwt.	38,342	3,885	323,219	87,498
3-inch 5-cwt.	3,054	136	5,780	984
3-inch 20-cwt.	3,127	11,168*	87,758	1,580†
4—18-pr.	5,258,340	827,213	9,217,386	8,301,859
6—4·5-inch	564,360	189,269	2,916,686	1,187,440
4·7-inch	31,330	23,977	Nil	Nil
60-pr.	148,880	19,690	1,004,076	646,796
6-inch howitzer	185,905	8,006	1,633,923	402,313
6-inch B.L. gun	4,944	8,160	84,389	73,444
8-inch howitzer	26,595	2,911	432,443	112,867
9·2-inch howitzer	23,460	4,723	414,754	143,238
9·2-inch gun	1,355	1,092	8,726	Nil
12-inch howitzer	3,591	4,119	41,827	8,020
15-inch howitzer	867	1,538	5,475	29
Totals	6,547,784	1,111,025	16,471,165	11,284,610
Grand total.	7,658,809		27,755,775	
	Increase of 262 per cent.			

* Includes Home Defence. † Excludes Home Defence.

4.—AMMUNITION EXPENDITURE IN FRANCE FROM 8TH AUGUST TO 6TH SEPTEMBER, 1918.

Nature.	Rounds expended.	Weight in tons.
13-pr. 9-cwt.	225,100	2,100
3-inch 20-cwt.	5,400	75
18-pr.	5,372,000	67,000
4·5-inch howitzer	1,443,400	31,800
60-pr.	750,400	25,400
6-inch howitzer	1,566,800	74,000
6-inch gun	108,200	6,000
8-inch howitzer	170,500	9,500
9·2-inch howitzer	145,700	20,300
9·2-inch gun	5,300	750
12-inch howitzer	11,700	4,150
12-inch gun	1,100	350
14-inch gun	175	150
15-inch howitzer	1,225	775
Total	9,807,000	242,350

5.—EXPENDITURE OF SMOKE SHELL IN FRANCE, 8TH AUGUST TO 6TH SEPTEMBER, 1918

18-pr. (Q.F.)	134,256 rounds.
4·5-inch howitzer	48,412 „

6.—APPROXIMATE COST OF GUN AMMUNITION AND NUMBER OF ROUNDS EXPENDED BY THE BRITISH ARMIES IN FRANCE FROM NOON, 28TH SEPTEMBER, TO NOON, 29TH SEPTEMBER, 1918.

(Maximum Expenditure in one day.)

Nature.	Number of rounds.	Cost of ammunition.
		£
13-pr. gun, R.H.A.	6,231	19,200
18-pr. gun	553,765	1,387,000
4·5-inch howitzer	164,267	640,000
60-pr.	54,300	309,000
6-inch howitzer	120,554	820,000
6-inch gun	9,155	85,000
8-inch howitzer	15,340	205,000
9·2-inch howitzer	12,560	280,000
9·2-inch gun	884	22,250
12-inch howitzer	1,575	74,500
12-inch gun	52	4,050
14-inch gun	33	3,400
15-inch howitzer	69	5,250
A.A. guns { 13-pr., 9-cwt.	4,877	15,850
{ 3-inch, 20-cwt.	185	500
Total	943,847	3,871,000

7.—COMPARATIVE STATEMENT SHOWING THE GUN AMMUNITION EXPENDED BY THE BRITISH ARMY IN FRANCE DURING CERTAIN PERIODS OF INTENSIVE FIGHTING.

Battles.	Periods.	Approximate Expenditure.	
		Rounds.	Tons.
Somme	26th June to 9th July, 1916	3,526,000	75,000
Arras	9th April to 16th May, 1917	4,261,500	109,800
Messines	3rd June to 10th June, 1917	3,258,000	85,500
3rd battle of Ypres	30th July to 7th October, 1917.. .. .	2,011,000 (Average weekly.)	53,400 (Average weekly.)
Autumn Offensive	18th August to 27th October, 1918	2,203,400 (Average weekly.)	53,100 (Average weekly.)

8.—EXPENDITURE OF GUN AND TRENCH MORTAR AMMUNITION IN FRANCE (FOR THE FOUR WEEKS ENDING 17TH NOVEMBER, 1918).

(a.)—Gun Ammunition.

Nature of gun.	Shrapnel.				Total	High Explosive.*				Total	Total.				Total.
	Week ending					Week ending					Week ending				
	27th Oct., 1918.	3rd Nov., 1918.	10th Nov., 1918.	17th Nov., 1918.†		27th Oct., 1918.	3rd Nov., 1918.	10th Nov., 1918.	17th Nov., 1918.†		27th Oct., 1918.	3rd Nov., 1918.	10th Nov., 1918.	17th Nov., 1918.†	
4-inch	12	12	..	12	12
6-pr.	241	..	908	..	1,149	8,140	..	18,297	..	26,437	8,381	..	19,205	..	27,586
13-pr. 6-cwt. R.H.A. ..	8,929	..	3,794	..	12,723	2,700	..	1,619	..	4,319	11,629	..	5,413	..	17,042
13-pr. 9-cwt. anti-air-craft.	3,661	8,286	2,474	611	15,032	11,688	24,101	5,713	1,189	42,691	15,349	32,387	8,187	1,800	57,723
3-inch 20-cwt.	311	241	67	37	656	246	906	282	52	1,486	557	1,147	349	89	2,142
15-pr.
18-pr.	554,004	310,747	378,507	1,873	1,245,131	455,918	254,493	335,603	1,831	1,047,845	1,009,922	565,240	714,110	3,704	2,292,976
4.5-inch howitzer	240,092	155,499	169,071	374	565,036	240,092	155,499	169,071	374	565,036
60-pr.	51,026	53,689	37,370	630	142,715	48,741	45,708	32,556	510	127,515	99,767	99,397	69,926	1,140	270,230
6-inch 26-cwt. howitzer	121,254	150,591	101,529	1,756	375,130	121,254	150,591	101,529	1,756	375,130
6-inch B.L.	4,100	5,282	2,796	..	12,178	8,383	8,814	4,829	..	22,026	12,433	14,096	7,625	..	34,204
8-inch howitzer—
Mark VI.	2,775	2,006	3,105	..	7,886	2,775	2,006	3,105	..	7,886
Mark VII.	5,917	5,595	5,335	..	16,847	5,917	5,595	5,335	..	16,847
9.2-inch howitzer—
Mark I.	1,415	1,650	3,350	..	6,415	1,415	1,650	3,350	..	6,415
Mark II.	6,088	7,156	5,065	..	18,309	6,088	7,156	5,065	..	18,309
9.2-inch—
Mark III.—Mark VII.
Mark IV.
Mark X. and Mark XIV.
Mark XIII.
12-inch howitzer—
Mark I. and Mark II.
Mark III.—Mark V.	72	..	72	72	..	72
12-inch
14 inch gun
15-inch howitzer
Total	622,272	378,245	425,316	3,151	1,429,584	913,357	656,531	686,426	5,712	2,262,026	1,535,629	1,034,776	1,112,342	8,863	3,691,610

* Includes chemical, incendiary and smoke.

† Ammunition expended from 12 noon, 10th November, to 11 a.m., 11th November, 1918.

8.—EXPENDITURE OF GUN AND TRENCH MORTAR AMMUNITION IN FRANCE FOR THE FOUR WEEKS ENDING 10TH NOVEMBER, 1918*—*continued.*

(b.) *Trench Mortar Ammunition.*

Nature.	Rounds expended.				Total.
	Week ending.				
	20th Oct., 1918.	27th Oct., 1918.	3rd Nov., 1918.	10th Nov., 1918.	
2-inch
3-inch, Stokes	653	1,080	2,197	998	4,928
6-inch, Newton	4,536	2,051	3,237	4,150	13,974
9·45-inch
Total	5,189	3,131	5,434	5,148	18,902

* No further ammunition expended.

9.—OUTPUT OF BRITISH GUNS FROM 4TH AUGUST, 1914, TO 11TH NOVEMBER, 1918.

Year.	New.	Repaired.	Converted.	Supplied to United States of America.	Totals.
1914	91	185	276
1915	3,226	395	36	189	3,846
1916	4,551	758	59	396	5,764
1917	6,483	2,957	..	598	10,038
1918	10,680	4,873	..	213	15,766
Total	25,031	9,168	95	1,396	35,690

10.—APPROXIMATE TONNAGE OF GUN AND TRENCH WARFARE AMMUNITION SHIPPED DURING THE WAR.

	Tons.
France	4,959,236
Italy	32,718
East Africa	803
Eastern Theatres	137,511
	<hr/>
	5,130,268

11.—STORES SHIPPED TO FRANCE FOR THE BRITISH EXPEDITIONARY FORCE
FROM 9TH AUGUST, 1914, TO 10TH NOVEMBER, 1918.

Description of Stores.						Tons (Dead weight).
<i>Supplies—</i>						
General (Food)	3,240,948
Oats	2,978,301
Hay	2,460,301
Petrol and sundries	758,614
						<hr/> 9,438,164
Ammunition	5,253,338
Coal	3,922,391
Ordnance	1,761,777
Royal Engineer stores (general)	1,369,894
Railway material	988,354
Timber (Royal Engineer and railways)	842,759
Road stone, &c.	761,540
Miscellaneous	539,398
Expeditionary Force Canteen	269,317
Mechanical Transport stores	158,482
Tanks and stores	68,167
						<hr/> 226,649
Royal Air Force stores	123,570
						<hr/> 25,497,151
Total						...

For later figures see p. 521.

12.—APPROXIMATE EXPENDITURE OF AMMUNITION IN FRANCE
DURING THE WAR.

						Rounds.
13-pr. 6-cwt. gun	1,520,155
13-pr. 9-cwt. gun	2,794,081
18-pr. gun	99,397,670
4.5-inch howitzer	25,326,276
60-pr. gun	10,125,321
6-inch gun	1,022,581
9.2-inch gun	45,104
12-inch gun	5,263
14-inch gun	235
6-inch howitzer	22,387,363
9-inch howitzer	4,189,165
9.2-inch howitzer	3,119,158
12-inch howitzer	226,493
15-inch howitzer	25,332
3-inch gun	201,098
						<hr/> 170,385,295
Total						...

13.—STATEMENT OF GUNS, HOWITZERS, AMMUNITION AND MACHINE GUNS ISSUED
TO THE ALLIES DURING THE WAR.

	America.	Russia.	France.	Greece.	Bel- gium.	Italy.	Portu- gal.	Rou- mania.	Serbia.	Total.
<i>(a) Equipment—</i>										
15-pr. B.L.C.	(a)124	50	174
4.5-inch how.	400	13	8	..	421
60-pr. B.L.	52	52
5-inch how.	41	41
6-inch how.	81	1	40	26†	80	4	239
8-inch how. . .	120	8	16	44	188
9.2-inch how. . .	44	5	10	59
12-inch how.	1	1
<i>(b) Ammunition—</i>										
15-pr. B.L.C.	(b)214,859	50,000	264,859
4.5-inch, shrap.	132,552*	132,552
4.5-inch, H.E.	1,963,020	41863†*	2,004,883
60-pr., shrap.	66,000	66,000
60-pr., H.E.	89,000	89,000
6-inch, H.E.	185,297	65,200†	487,838*	638,335
8-inch, H.E. . .	322,269†	20,500	119,324†	218,397†	680,490
9.2-inch, H.E. . .	105,444†	11,000	4,800†	121,244
12-inch, H.E.	720†	4,800§	5,520
5-inch, H.E.	74,272	54,000	..	128,272
6-inch XXA gun	1,800†	60,000§	61,800
4 7-inch gun	2,000	2,000
6-inch 30-cwt.	72,900	72,900
6-pr.	11,008¶	11,008
13-pr. 9-cwt., shrap.	3,000	3,000
13-pr. 9-cwt., H.E.	9,000	9,000
18-pr., shrap.	117,024	117,024
18-pr., H.E.	64,504	64,504
3-pr. Vickers	11,300	11,300
12-pr. Naval	4,200	4,200
2.75-inch, shrap.	10,000	10,000
2.75-inch, H.E.	10,000	10,000

* Includes gas and smoke.

† And 7—6-inch Mark VII. guns and mountings.

‡ Handed over from stocks in France. § Issued from stocks at home. || 4 not yet officially confirmed.

¶ Includes 4—9.2-inch sent to America. (a) 64 of these from stocks in France; 32 from India.

(b) Cartridges and tubes only.

MACHINE GUNS.

(To 18th January, 1919.)

Ally.	Vickers. *	Maxim	Hotch- kiss.	Lewis.	Total to 18th Jan., 1919.	Totals to following dates for comparison.				
						19th Oct., 1918.	24th Aug. 1918.	20th July, 1918.	22nd June, 1918.	
America	74	..	30	164†	268	123	93	93	93	
Russia	350	..	1,040	212	1,602	1,602	1,602	1,602	1,602	
France	6,773	..	580†	5,496	12,849	12,693	12,269	11,969	11,219	
Belgium	166	131	297	297	297	297	197	
Italy	2,753	3,326	6,079	6,079	5,329	5,029	4,829	
Rumania	220	70	130	100	520	520	520	520	520	
Japan	16	5	21	21	25	5	..	
Total	10,336	70	1,796	9,434	21,636	21,340	20,120	19,520	18,465	
<i>Previous totals for comparison:</i>										
19th October, 1918	10,336	70	1,640	9,294	..	21,340	
24th August, 1918	9,586	70	1,170	9,294	20,120	
20th July, 1918 . .	9,036	70	1,170	9,194	19,520	..	
22nd June, 1918 . .	8,386	70	1,170	8,339	18,465	

* Ground pattern only since 24th August, 1918.

† Mark I* pattern for equipment for tanks.

‡ Includes 140 for equipment for tanks.

14.—STATEMENT SHOWING THE NUMBER OF GUNS AND HOWITZERS WITH BRITISH ARTILLERY IN THE FIELD, 1914-1918.

	Guns.													Howitzers.								Total.				
	12-pr.	16-pr.	60-pr.	4-7-inch.	6-inch.	9-inch.	12-inch.	15-pr. B.L.C.	8-inch Q.F.	15-pr. B.L.	10-pr B L	2-75-inch.	12-pr.	4-inch.	2-95-inch.	Gun, total	4-5-inch.	5-inch.	8-inch.	9-2-inch.	12-inch.		15-inch.	5-inch.	8-7-inch.	Howitzers, total.
1914—August—																										
France	30	324	24	378	108	108
1915—1st January—																										
France	114	541	24	40	8	4	..	18	749	108	24	..	1	133
Other Theatres
Total	114	541	24	40	8	4	..	18	749	108	24	..	1	133
1915—1st July—																										
France	104	793	36	88	8	204	..	4	..	18	1,255	164	40	8	14	48	..	274	
Other Theatres	2	132	8	..	8	24	..	16	20	210	8	4	32	44	
Total	106	925	44	88	16	228	..	20	20	18	1,465	172	44	8	14	80	..	318	
1916—1st January—																										
France	132	1,791	72	76	24	20	18	2,113	420	76	32	24	6	5	40	..	603	
Other Theatres	4	497	23	..	4	22	..	16	..	8	599	100	19	..	2	..	1	32	..	154	
Total	136	2,288	100	76	28	22	..	16	20	26	2,712	520	95	32	26	6	6	72	..	757	
1916—1st July—																										
France	164	2,471	240	88	32	3	1	4	3,003	652	192	64	88	30	8	1,034	
Other Theatres	8	560	24	..	8	6	26	632	96	16	112	
Total	172	3,031	264	88	40	3	1	4	6	26	3,635	748	192	64	88	30	8	16	..	1,146	
1917—1st January—																										
France	228	2,659	360	80	43	2	1	50	5	3,433	816	424	120	176	28	10	1,574	
Other Theatres	18	458	40	..	10	6	48	580	108	30	2	140	
Total	246	3,117	400	80	53	2	1	50	5	..	6	48	4,013	924	454	122	176	28	10	1,714	
1917—1st July—																										
France	266	3,055	480	..	52	3	2	..	42	3,900	936	792	214	188	42	10	2,182	
Other Theatres (East Africa included)	69	544	84	..	8	10	24	42	2	2	6	791	143	50	4	4	201	
Total	335	3,599	564	..	60	3	2	10	42	..	24	42	2	2	6	4,691	1,079	842	214	188	42	10	2,383	
1918—1st January—																										
France	256	2,887	456	..	76	12	2	..	64	3,755	886	800	240	188	52	10	2,176	
Other Theatres (Italy and East Africa included).	142	933	112	..	10	10	4	14	..	4	3	1,232	260	204	15	8	7	..	494	
Total	400	3,820	568	..	86	12	2	10	64	..	4	14	..	4	3	4,987	1,146	1,004	255	188	52	10	8	7	2,670	
1918—12th June—																										
France	270	3,144	456	..	136	16	4	77	66	4,169	980	1,022	240	228	60	10	2,540	
Other Theatres (Italy and East Africa included).	135	760	115	..	9	17	..	4	4	70	..	10	3	1,117	221	201	6	1	16	..	445	
Total	405	3,894	571	..	145	16	4	94	66	4	4	70	..	10	3	5,286	1,201	1,223	246	229	60	10	..	16	2,985	

15.—EXPENDITURE OF ANTI-AIRCRAFT AMMUNITION IN THE UNITED KINGDOM* FROM 24TH SEPTEMBER, 1917, TO 5TH AUGUST, 1918.

Date.	3-inch 20-cwt.			18-pr.		13-pr. 9 cwt.			12-pr. 12cwt.		4-inch.	75-mm.		Total rounds expended.
	High explosive.			H.E.	Anti-Zeppelin.	H.E.	Shrapnel.	Anti-Zeppelin.	H.E.	Anti-Zeppelin.	H.E.	Shrapnel.	Anti-Zeppelin.	
	Full.	Barrage.	Anti-Zeppelin.											
1917—24th September ..	2,402	..	368	189	..	2,959
25th September ..	1,982	192	..	2,174
28th September ..	2,586	..	142	185	..	10	2,923
29th September ..	8,741	..	275	1,661	15	372	1 428	..	12,492
30th September ..	10,277	..	579	2,119	..	397	614	10	13,996
1st October ..	7,849	..	300	1,686	..	217	479	..	10,531
2nd October ..	13	10	23
19th October	12	8	20
29th October ..	45	45
30th October	45	1	46
31st October ..	1,287	6,968	..	352	..	1,247	9,854
6th December ..	616	7,759	6	52	..	1,293	..	3	9,729
18th December ..	676	8,151	2	3	..	1,213	..	9	10,054
22nd December	29	1	17	47
1918—4th January	41	11	52
28th/29th January	433	12,445	2	1,756	..	4	11	14,651
29th/30th January	222	6,145	3	2,134	10	8,514
16th/17th February	240	3,319	6	693	..	6	4,264
17th/18th February	230	6,126	12	86	..	913	..	22	1	7,390
18th/19th February	28	3,205	1	3,234
7th/8th March ..	75	6,895	36	1,928	..	6	2	8,942
12th/13th March..	170	222	27	42	461
13th/14th March..	21	..	13	10	6	50
12th/13th April ..	447	41	344	..	17	32	40	921
26th/27th April	16	1,190	..	2	1,208
19th/20th May ..	554	21,012	54	49	..	8,048	..	195	29,912
17th June..	36	36
24th June..	..	12	12
18th July..	101	101
20th July..	325	325
5th August	76	101	177
Total ..	39,356	82,285	2,258	542	17	26,334	15	1,243	..	32	24	2,939	98	155,143

* For further information regarding aircraft raids see p. 674.

16.—NUMBER OF GUNS IN POSSESSION OF BRITISH ARMIES AT HOME AND IN THE FIELD.
(Excluding India and Fixed Armanents, and in Dominions.)

—	Guns.								Howitzers.							
	13-pr.	18-pr.	60-pr.	10-pr.	2·75-inch.	15-pr. Q.F.	15-pr. B.L.C.	4·7-inch Q.F.	4·5-inch.	6-inch.	5-inch.					
2nd August, 1914.																
Units	72	504	24	12	..	56	506	80	108	16	160					
Reserve	20	98	4	9	10	..	90	..	4	50	36					
Total.. ..	92	602	28	21	10	56	596	80	112	66	196					
—	13-pr.	18-pr.	60-pr.	10-pr.	2·75-inch.	6-inch.	9·2-inch.	12-inch.	14-inch.	4·5-inch.	6-inch.	8·7-inch.	8-inch.	9·2-inch.	12-inch.	15-inch.
11th November, 1918.																
Units	114	4,181	592	..	92	161	16	5	4	1,300	1,400	24	250	225	66	6
Reserve	28	1,186	197	..	30	14	5	1	..	776	525	9	129	82	19	..
Total . . .	142	5,367	789	..	122	175	21	6	4	2,076	1,925	33	379	307	85	6

All complete equipments.

17.—STATEMENT SHOWING NUMBER OF FIELD AND HEAVY GUNS WITH UNITS IN
THE FIELD ON THE WESTERN FRONT ON DIFFERENT DATES.

Commencement of operations.	Field guns and howitzers.		Heavy guns and howitzers.	
	New pattern.	Old pattern.	New pattern.	Old pattern.
23rd August, 1914	318	..	16	..
25th September, 1915	1,987	180	120	156
21st February, 1916	2,559	..	212	156
1st July, 1916	3,237	..	576	172
17th April, 1917	4,006	..	1,620	10
21st March, 1918.. ..	3,961	..	2,093	..
11th November, 1918	4,273	..	2,215	..

NOTE.—Field guns, new pattern, include 13-pr., 18-pr., 4·5-inch howitzer.

Field guns, old pattern, include 15-pr., 5-inch howitzer.

Heavy guns, new pattern, include 60-pr., 6-inch 26-cwt. howitzer, 6-inch, 9·2-inch, 12-inch and 14-inch guns.

Heavy guns, old pattern, include 4·7-inch, 6-inch 30-cwt. howitzer.

SECTION 4.

GUNS LOST AND CAPTURED.

A.—FRANCE.

Guns Lost.

Before the battle of the Marne the records of our losses are incomplete. During the retreat from Mons many guns were abandoned, most of them probably in a damaged condition, but it cannot be definitely stated whether they were actually recovered by the enemy. The actual number of guns missing was as follows:—

13-pr.	7
18-pr.	68
4·5-inch howitzer	1
60-pr.	4
Total	<u>80</u>

Between the battle of the Marne and December, 1917, the only guns known to have been captured by the enemy were 4—4·7-inch guns belonging to the 2nd London Heavy Battery, which were lost during the second battle of Ypres, in May, 1915.

Guns lost between 2nd and 17th of December, 1917:—

13-pr. A.A.	2
18-pr.	96
60-pr.	7
4·5-inch howitzers	15
6-inch howitzers, 30 cwt.	4
6-inch howitzers, 26 cwt.	44
9·2-inch howitzers	4
Total	<u>172</u>

Guns lost between 20th March and 7th July, 1918:—

13-pr. R.H.A.	4
13-pr. A.A.	4
18-pr. Q.F.	524
60-pr. B.L.	63
6-inch guns	9
4·5-inch howitzers	154
6-inch howitzers	147
8-inch howitzers	39
9·2-inch howitzers	31
12-inch howitzers	6
Total	<u>981*</u>
Grand total	1,237

* Approximate.

Guns Lost and Captured.

492

The number of guns, machine guns, trench mortars, &c., captured and recovered by the British Expeditionary Force since the commencement of the war is as follows:—

Heavy Guns, Howitzers and Field Guns.

1914...	{ Captured	19
				{ Recovered	19
1915...	{ Captured	24
				{ Recovered	24
1916...	{ Captured	129
				{ Recovered	97
1917 to 2nd August, 1919...				{ Captured	2,565
				{ Recovered	2,537
Total	{ Captured	2,737
				{ Recovered	2,677

Machine Guns.

Total up to 30th June, 1917	{ Captured	1,194
	{ Recovered	1,194
Remainder of 1917 to 31st July, 1919.	{ Captured	23,905
	{ Recovered	22,618
Total	{ Captured	25,099
	{ Recovered	23,812

Trench Mortars, &c.

Total up to 30th June, 1917	{ Captured	576
	{ Recovered	576
Remainder of 1917 to 31st July, 1919.	{ Captured	3,498
	{ Recovered	3,273
Total	{ Captured	4,074
	{ Recovered	3,849

Number of heavy guns, howitzers and field guns sent to England up to 31st July, 1919	2,437
Number of machine guns	23,624
Number of trench mortars, &c.	3,845

The above figures are summarised from returns rendered monthly by General Headquarters, France, showing in detail the number of guns, &c., captured, and the number actually recovered.

The delay in arriving at the exact total has been caused by the difficulty of verifying the reports and the recovery of some of the guns, &c.

B.—SALÓNICA.

Guns Lost.

18-pr.	8
Machine guns (Vickers)	11 (5 unserviceable).
Machine guns (Lewis)	13 (7 unserviceable).
Trench mortars	3 (one destroyed).

Guns Captured.

On 13th October, 1918, General Milne reported that since the offensive, which commenced on 15th September, the Allies captured over 800 guns.

C.—EAST AFRICA.

Guns Lost (British).

12-pr. Naval	2 (1 of which was recaptured).
3-pr. Naval	3
Machine guns	36 (6 of which were unserviceable).
Trench mortars	Nil.

A gun boat tug was captured from the enemy, recaptured by them, and finally captured by the Belgians.

Guns Lost (Belgian and Portuguese).

Heavy guns...	Nil.
Field guns, light guns and field howitzers	6
Machine guns	11
Trench mortars	Nil.

Guns Captured.

Heavy guns...	7
Heavy howitzers	Nil.
Field guns, light guns and field howitzers	36
Machine guns	54
Trench mortars	Nil.

One gunboat, 1 sea tug (60 tons), and 1 sea tug (24 tons) were captured, and 1 sea tug (24 tons) was destroyed.

D.—SOUTH-WEST AFRICA.

Guns Captured.

Q.F. guns	8	} Being used by South African Mounted Rifles.
Light field howitzers	4	
Mountain guns	6	
77 mm. field guns	16*	} Unserviceable.
57 mm. A.A. guns	3	
75 mm. mountain guns...	6	

E.—MESOPOTAMIA.

Guns Lost.

Machine guns	9 (2 since recaptured).
Field guns	1 (since recaptured).

Material destroyed in Kut El Amara :—

Heavy guns	10
Heavy howitzers	4
Field guns	21
† Machine guns	30

The Turks spent much time in salvaging these guns from the river, with the result that 21 field guns and 10 heavy guns were recaptured in Baghdad, whilst the remainder are probably still in the river, and there is every prospect of more being salvaged.

On the "Firefly" one heavy gun and two field guns were lost, which have since been recaptured.

* 4 sent home.

† Hotchkiss are included in machine guns.

Guns Lost and Captured.

494

Guns Captured from 1st July, 1916, to 1st October, 1917.

Heavy guns	22
Howitzers	6
Field guns	55
*Machine guns	52
Trench mortars	32
Cannon (of purely historical interest)†	62

Guns Captured during April, 1918.

Heavy guns	3
Field guns	10
Machine guns	64

Guns Captured during May, 1918.

Heavy guns	14
Mountain guns	2
Machine guns	26

Guns captured during October, 1918.

Heavy guns	} 50
Mountain guns	

F.—EGYPT AND PALESTINE.

In September, 1917, 2 German machine guns, 2 howitzers, 1 trench mortar and 55 rifles were captured.

General Allenby reported on 31st December, 1917, the capture of—

Guns	} with carriages	103
Howitzers					
Machine guns	171
Rifles	9,800

20,000,000 rounds of small-arm ammunition and over 58,000 rounds of gun and howitzer ammunition.

During April, 1918, 9—13-pr. guns, 6 cwt., R.H.A. were lost.

Between 1st January, 1918, and 8th August, 1918, 9 field guns, 1 trench gun, 1 pom-pom, 153 machine guns, 4,969 rifles and 13,800 rounds of ammunition have been reported as captured.

General Allenby reported on 8th October the capture since 18th September, 1918, of 350 guns, and a considerable stock of ammunition, together with the entire transport of the 7th and 8th Turkish Armies, and much railway rolling stock and material.

The following arms and ammunition were captured or found during September, 1918 : Guns, 349 ; machine guns, 509 ; rifles, 12,500 ; bayonets, 500 ; and large quantities of small-arm and gun ammunition.

The following arms and ammunition were captured or found during October, 1918 : Guns, 113 ; machine guns, 275 ; rifles, 1,300 ; large quantities of bayonets, gun and small-arm ammunition.

* Hotchkiss are included in machine guns.

† Probably before 1st July, 1916.

PART VIII.

ROYAL AIR FORCE.

SECTION I.

GROWTH OF THE ROYAL FLYING CORPS.

(a.) AUGUST, 1914, TO 31ST MAY, 1915.

The establishment of the Royal Flying Corps, sanctioned in the Estimates for 1914, was 165 officers and 1,264 other ranks.

At the outbreak of the war six squadrons were in process of formation, but all were under strength in aeroplanes and officers. On mobilization the available personnel and material went to mobilize four squadrons. These four squadrons took the field in August with 109 officers, 66 aeroplanes, and 95 mechanical transport vehicles, leaving behind them at home 38 officers, 113 aeroplanes and 23 mechanical transport vehicles. With the exception of about 20 at the Central Flying School nearly the whole of the aeroplanes at home were either worn out or unserviceable through accident.

At the outbreak of war, unfortunately, three of the standard Government designs of aeroplanes were in a state of transition; it had been decided to abandon the type in vogue for the past 2 years, and contractors had just received the drawings and specifications for orders of one of the new types. These orders were necessarily small as they had been placed under peace conditions; the designs and specifications were new to the contractors, who had not realized the difficulties of production, and the immediate placing of large orders was rendered difficult from the fact that, as only one experimental machine of this particular type had been flown before, it was possible that considerable modifications would be necessary after the first few machines then on order had been flown. The advantages accruing from the approved types, however, were so great that it was decided to push on with them in spite of the difficulties involved.

At the beginning of the war two contractors were building aeroplanes of Government design, four were building to private designs only, and two were building both. On 31st May, 1915, 23 contractors were building Government designed machines, five were dealing with private designs, and three more were producing both. Of the five which were building to private designs three were concentrated on one particularly good aeroplane. Since August, 1914, 530 aeroplanes were taken into the Service and about 300 were struck off as lost or worn out. On 31st May, 1915, orders for 2,260 aeroplanes were in progress, and of these 123 were delivered by that date.

The following figures show the position on 31st May, 1915 :—

Aeroplanes available—							
With squadrons abroad	156
With units at home	250
Under test at home	40
							446
Estimated deliveries—							
June	90
July	120
August	170
							380
							826

The wastage from the beginning of the war up to 31st May, 1915, was about 10 per cent. per mensem.

NOTE.—On 1st April, 1918, the Royal Naval Air Service and the Royal Flying Corps were merged in the Royal Air Force, an arm of the Service separate from both the Navy and the Army. The change has been effected with a minimum of hindrance to the work of both services, which, in point of fact, have never reached a higher state of all-round efficiency than at present.

The outbreak of war found this country practically without an aeroplane engine industry. An engine competition for Government prizes was just concluding, but none of the competing firms had workshops thoroughly experienced or organized for rapid production. Consequently, during the first six months of the war, we had to rely entirely on France for our engine supply. On mobilization, orders were placed in England for French-designed engines and for British engines of both Government and private design. These orders were divided amongst 12 contractors, four of whom were manufacturing to Government designs only, five to private and French designs, and three were producing both Government and other designs. On 31st May, 1915, 2,953 engines were on order in England, of which 141 had been delivered.

In the manufacture of both aeroplanes and engines it was very difficult to get work done, owing to the very high specifications and small limits demanded in aviation work, and from the fact that few firms who understood anything about aeroplane manufacture had ever had sufficiently large orders during peace to enable them to organize for rapid production. Many firms have since been induced to assist, and on 31st May, 1915, 191 contractors were working direct for the Military Aeronautics Directorate in the manufacture of aviation equipment, whilst 721 sub-contractors were also employed on aviation work.

The mechanical transport required for the Royal Flying Corps also increased considerably. In May, 1915, there were 351 Royal Flying Corps mechanical transport vehicles with the Expeditionary Force, 370 at home, and 640 were on order.

From the beginning of the war applications for commissions in the Royal Flying Corps were very numerous, and there was in May, 1915, a waiting list of 500.

Instruction, during the first six months of the war, was much hampered by the paucity of experienced pilots available at home to act as instructors and by the shortage of serviceable aeroplanes, but matters improved considerably. In August, 1914, the Central Flying School provided accommodation for 20 military pupils, and was our only source of supply. On 31st May, 1915, training in flying was being carried out at 11 different stations, and 215 pilots and 19 observers were actually under instruction.

From August, 1914, to May, 1915, the Central Flying School turned out 109 finished military pilots, whilst 34 were trained at other stations. During the same period 153 officers gained the Aero Club certificate (the first step in the training of a pilot) at various stations. On 31st May, 1915, there were 213 officers, including 74 observers, serving with the Royal Air Force abroad, and 137 officers, in addition to those under instruction, were serving in various capacities at home.

Up to 31st May, 1915, the following casualties occurred :—

	Killed.	Wounded.	Prisoners and interned.	Sick (including accidents).
Officers of the Royal Flying Corps	20	16	12	41
Officers attached to the Royal Flying Corps for instruction as observers	10	8	6	21
Total	30	24	18	62

Casualties continued to increase, owing to the improved efficiency of hostile anti-aircraft guns.

The strength of the Royal Flying Corps on 31st May, 1915, had risen from 11 warrant officers and 1,086 other ranks to 33 warrant officers and 5,114 other ranks at home and abroad.

Eighteen service squadrons and five reserve squadrons had already been formed, and three more service squadrons were in course of formation.

Recruiting for the corps was brisk from the very commencement, but only the most carefully selected men were enlisted.

An increase in the number of Royal Flying Corps stations soon became necessary. In August, 1914, beyond the Central Flying School at Upavon, only four stations were in occupation, at which accommodation for a total of five squadrons existed. In May, 1915, 10 stations besides the Central Flying School were occupied, and shed accommodation for 14 squadrons was erected. Five more stations were under preparation, giving accommodation for seven more squadrons.

(b.) 1ST JUNE, 1915, TO 30TH SEPTEMBER, 1916.

Between 12th June, 1915, and 12th June, 1916, 2,568 aeroplanes were taken into service, and 1,427 were struck off.

Between 12th June, 1916, and 29th September, 1916, 1,725 were taken into service, and 1,195 struck off.

The number of military aeroplanes in existence on 31st May, 1916, was 713 abroad and 1,230 at home, whilst 25 machines were under test. On 29th September there were 1,035 abroad, 1,677 at home, and 30 under test.

The approximate percentage of wastage from 12th June 1915, to 12th June, 1916, was 47·7 per cent., and from 12th June, 1916, to 29th September, 1916, 64·6 per cent.

There were 1,921 mechanical transport vehicles with the Expeditionary Force on 12th June, 1916, and 1,445 at home. On 29th September, 1916, there were 2,267 abroad and 2,804 at home.

400 vehicles a month were on order on 12th June, 1916, and on 29th September, 1916, 713 a month.

On 31st May, 1916, 15 contractors were building aeroplanes of Government designs, 15 were building private designs, and three were building both; whilst on 29th September, 1916, 15 were building Government designs, 19 private designs, and three were building both.

On 31st May, 1916, 53 contractors were working direct on spares for aeroplanes, and 182 on miscellaneous work.

On 29th September, 1916, 87 were working direct on spares for aeroplanes and 216 on miscellaneous work.

On 31st May, 1916, orders for 8,403 aeroplanes were in progress, of which 2,970 had been delivered.

On the same date orders for 9,962 aeroplane engines were in progress, and of these 2,412 had been delivered.

On 29th September, 1916, orders for 11,345 aeroplanes were in progress, of which 5,011 had been delivered.

On the same date orders for 14,755 aeroplane engines were in progress, and of these 4,012 had been delivered.

The anticipated deliveries were :—

Month.	Aeroplanes.	Engines.
October, 1916	629	372
November, 1916.. .. .	636	348
December, 1916.. .. .	659	437

On 31st May, 1916, there were 15 Training Stations in existence for the accommodation of one or more squadrons and 10 under construction. On 29th September, 1916, 22 were in existence and 12 under construction.

On 31st May, 1916, there were 22 stations at which squadrons were stationed, either in huts or billets, or under canvas, and on 29th September there were 28.

There was shed accommodation for 20 squadrons on 31st May, 1916, and 32 squadrons on 29th September.

178 officers and 15 men were under instruction at the various flying schools on 31st May, 1916, whilst 909 officers and 54 men were under instruction on 29th September, 1916. There were in addition on 29th September 142 equipment officers and 200 cadets under instruction. These officers did not include the Balloon Training Wing, which had 18 officers under training on 31st May, and 87 on 29th September.

123 pilots graduated at the Central Flying School between 18th June, 1916, and 29th September, 1916, and 829 graduated at other stations.

About 200 pilots were on the waiting list on 12th June, 1916, and the same number on 29th September.

The number of officers serving overseas on 31st May, 1916, was 1,161, and the number at home was 1,457. On 29th September, 1916, 1,639 were serving overseas and 3,528 at home, and there were at home and abroad 42,482 other ranks.

On 29th September, 1916, there were 64 Service Squadrons and 33 Reserve Squadrons already formed, and three Service Squadrons and 20 Reserve Squadrons forming.

(c.) 1ST OCTOBER, 1916, TO 28TH FEBRUARY, 1917.

(A.)

Between 29th September, 1916, and 1st March, 1917, 2,844 aeroplanes were taken into service, and 1,425 were struck off.

On 1st March, 1917, the number of military aeroplanes in existence was 1,614 abroad and 2,799 at home.

The approximate percentage of wastage from 29th September, 1916, to 1st March, 1917, was 7·82 per cent. per month.

There were 2,932 mechanical transport vehicles with the Expeditionary Force on 1st March, 1917, 535 at other places abroad, and 3,518 at home.

662 vehicles a month were on order on 1st March, 1917.

On 1st March, 1917, 18 contractors were building aeroplanes of Government designs, 23 were building private designs, and 8 were building both.

On 1st March, 1917, 87 contractors were working direct on spares for aeroplanes, and 255 on miscellaneous work.

On 1st March, 1917, orders for 11,013 aeroplanes were in progress, of which 7,782 had been delivered.

On the same date, orders for 20,078 aeroplane engines were in progress, of which 6,505 had been delivered.

The anticipated deliveries were :—

Month.	Aeroplanes.	Engines.
October, 1916	629	372
November, 1916	636	348
December, 1916	659	437
January, 1917	625	375
February, 1917	711	451
March, 1917	731	701

(B.)

On 1st March, 1917, there were 32 Training Stations in existence for the accommodation of one or more squadrons, and 15 under construction.

On 1st March, 1917, there were 46 stations at which squadrons were stationed, either in huts or billets, or under canvas.

There was shed accommodation for 35 squadrons on 1st March, 1917.

3,353 officers and 54 men were under instruction at the various flying schools on 1st March, 1917. There were, in addition, 137 equipment officers and 857 cadets under instruction on the same date. These figures did not include the Balloon Training Wing, which had 122 officers under training on 1st March, 1917.

The number of pilots graduated at the Central Flying School between 29th September, 1916, and 1st March, 1917, was 1,193.

About 300 pilots were on the waiting list on 1st March, 1917.

On 1st March, 1917, the number of officers serving overseas was 2,121, and at home 2,966; and there were at home and abroad 57,356 other ranks.

On 1st March, 1917, there were 78 Service squadrons and 59 Reserve Squadrons already formed, and 3 Service and 9 Reserve Squadrons forming.

(d.) 1ST JANUARY TO 31ST DECEMBER, 1917.

The dominating feature of the year's statistics is expansion of personnel, equipment and operations.

The following table shows the development under the main items:—

Items.	January, 1917.	December, 1917.
Units	241	575
Personnel—		
Officers	5,982	15,522
Other ranks	51,915	98,738
Equipment—		
Aeroplanes serviceable during one month ..	1,491	3,238
Heavy and light tenders	4,005	5,749
P. & M. motor cycles	1,791	2,424
Weight of bombs dropped (tons) (estimated)	30	66

Details of the increase in the number of the principal classes of units are contained in the following table:—

Unit.	Number as at January, 1917.	Number as at December, 1917.
Brigade headquarters	6	12
Wing headquarters	25	51
Service squadrons	70	126
Training squadrons	50	109
Training depôt stations (each equal to three training squadrons).	..	7
Depôts	8	14
Parks	11	38
Cadet units	1	8
Schools	3	26
Balloon units.. .. .	53	89

Comparative figures showing the growth in the number of squadrons in all parts of the world are as follows:—

(a.) *Service Squadrons.*

Theatre.	January.	February.	March.	April.	May.	June.	July.	August.	September.	October.	November.	December.
Home	24	28	28	25	25	25	28	31	40	44	48	46
France and Italy	39	41	43	48	51	52	52	52	52	54	58	58
Other Theatres	7	7	7	7	7	7	8	10	10	11	11	11
Total	70	76	78	80	83	84	88	93	102	109	117	115

N.B.—Service squadrons commenced operations in Italy during November, 1917.

(b.) *Training Squadrons.*

Theatre.	January.	February.	March.	April.	May.	June.	July.	August.	September.	October.	November.	December.
Home	47	48	54	54	59	64	67	69	66	67	73	78
Canada	11	14	15	15	15	15	15
Other Theatres	3	3	5	5	5	5	5	5	10	10	10	10
Total	50	51	59	59	64	80	86	89	91	92	98	103

The increase in the total officer personnel is apparent from the following table :—

Months.							Number of officers.
January	5,982
February	6,341
March	6,145
April	7,871
May	8,369
June	9,523
July	9,694
August	10,554
September	12,163
October	13,215
November	14,627
December	15,522

“ Other ranks ” have increased as shown in the subjoined table :—

Months.							Number of other ranks.
January	51,915
February	57,245
March	68,203
April	68,082
May	72,251
June	75,742
July	78,529
August	81,886
September	85,483
October	85,964
November	91,636
December	98,738

Owing to the impossibility of obtaining the requisite number of skilled men for the technical work of the corps, recruits, unskilled and partly skilled, have been and are being trained as armourers, acetylene welders, blacksmiths, coppersmiths, magneto repairers, fitters, wireless mechanics and operators, and in photography, camera repairing and rigging. Over 14,000 men have been trained during 1917. This figure includes some 5,500 fitters and 4,300 riggers.

To meet the increasing demand for labour, female and boy labour has also been introduced to the extent shown by the following table :—

Months.					Number of women employed.	Number of boys employed.
January	41
February	11
March	41
April	1,080	40
May	1,323	172
June	1,697	533
July	2,002	783
August	2,340	1,068
September	2,715	1,801
October	3,177	2,854
November	3,315	4,315
December	4,100	5,501

Female and boy labour has proved exceedingly and increasingly valuable. The trade instruction given will prove of national advantage independently of aeronautics.

A large proportion of the recruits who have now become skilled tradesmen would probably not have become skilled in any trade in normal circumstances.

Special efforts have been made in 1917 to meet the increasing demand for flying officers from the various theatres of war. Since March, 1917, in addition to the existing recruiting arrangements in England, special interviewing and recruiting officers have been operating in Scotland, Ireland, Canada and South Africa. Results have been satisfactory in Scotland, Canada and South Africa, but the project in Ireland has been discontinued.

As a result of these efforts and of transfers from other units the intake of potential cadets a month has risen from 227 in January to 1,821 in December, notwithstanding the more rigorous tests imposed by Medical Boards in the light of fuller knowledge of overseas requirements.

To deal with this influx there are now six Cadet Wings for the training of cadets (including one in Canada and one in Egypt), whereas there was only one in January, 1917.

Two Officers' Technical Training Wings have also been formed at home, where youths too young for admission to Cadet Wings receive preliminary training.

Subjoined is a statement by months of the number of cadets under instruction at Cadet Wings :—

Theatre.	January.	February.	March.	April.	May.	June.	July.	August.	Septem-ber.	October.	November.	December.
Home	300	487	680	683	1,062	983	932	2,036	2,897	3,512	3,947	4,210
Canada	52	121	79	274	658	658	742
Egypt	131	188	198
Total	300	487	680	683	1,062	1,035	1,053	2,115	3,171	4,301	4,793	5,150

On leaving Cadet Wings pupils continue their training in Schools of Military Aeronautics where the real aeronautical training is commenced. The following table shows the passage of cadets through the schools :—

Theatre.	January.	February.	March.	April.	May.	June.	July.	August.	Septem-ber.	October.	November.	December.
Home	937	751	864	1,135	1,179	1,421	1,648	1,465	2,158	2,276	2,259	2,659
Canada	123	176	311	270	322	611	561
Egypt	64	56	116	53	62	57	68	61	85	85	123	166
Total	1,001	807	980	1,188	1,241	1,601	1,892	1,837	2,513	2,683	2,993	3,386

Pupils proceed from schools to Training Squadrons for further instruction. The monthly figures of pupils with Training Squadrons are as follows :—

Theatre.	January.	February.	March.	April.	May.	June.	July.	August.	Septem-ber.	October.	November.	December.
Home	1,905	2,097	2,468	2,482	2,716	3,081	3,317	3,524	3,662	3,828	4,157	4,221
Canada	163	294	389	397	527	645	844
Egypt	173	277	224	230	190	163	194	184	180	240	300	496
Total	2,078	2,374	2,692	2,712	2,906	3,407	3,805	4,097	4,239	4,595	5,102	5,561

The foregoing tables, when summarized, indicate that the total number of cadets and pupils under instruction increased from 3,379 in January to 14,097 in December.

Pupils graduate as flying officers on completing their training with squadrons. The total number of graduated pilots, i.e., flying officers, other than as observers, has

Royal Air Force.

502

increased from 1,679 in January to 3,974 in December. The monthly figures are as follows :—

Theatre.	January.	February.	March.	April.	May.	June.	July.	August.	September.	October.	November.	December.
Home	743	859	932	901	937	1,401	1,763	1,945	2,174	2,150	2,305	2,370
Canada	42	41	53	86	121	160	166
France	756	797	881	1,026	1,093	1,061	1,066	1,064	1,097	1,174	1,295	1,067
Other Theatres ..	180	179	197	201	205	203	211	235	270	319	339	371
Total	1,679	1,835	2,010	2,128	2,235	2,707	3,081	3,297	3,627	3,764	4,099	3,974

Not only has the number of pilots produced largely increased, but there has been an immense advance in the quality of their training. Pupils are kept longer in the air and they undergo special courses in aerial gunnery, aerial fighting tactics, bombing and photography. Of 23 special schools established for the purpose of teaching these subjects (in addition to sundry others now in being), only one existed in January, 1917. In April, 1917, pilots proceeded overseas after 17·5 hours of instruction in the air. By September, 1917, the average period of instruction in the air was 48·5 hours per pilot.

The expansion in personnel and equipment has necessitated a corresponding increase in the technical and equipment services. These are performed by equipment officers of whom there are now 2,002 as against 996 in January, 1917. All those not already specially qualified have undergone training at an Equipment Officers' School of Instruction, and the consequent enhanced quality of their services has notably contributed to the general efficiency of the corps. Many of these equipment officers are officers disabled by overseas service.

The following table gives particulars of the numbers of officers and other ranks drafted to the various theatres of war during the year 1917 :—

(1.) By Land and Water transport.

Theatre.	Officers.									Other ranks.
	Flying officers.	Observers.	Corps army observers.	Equipment officers.	Balloon officers.	For instruction.	Temporary duty.	Miscellaneous.	Total officers.	
France	3,478	82	1,639	321	132	..	454	195	6,301	12,799
Egypt	84	12	..	57	17	458	..	43	671	1,248
Salonika	1	8	10	6	25	114
India	11	4	15	18
Mesopotamia ..	8	9	2	19	54
East Africa ..	26	2	28	72
Canada	70	47	31	148	194
Total	3,678	94	1,639	448	161	458	454	275	7,207	14,499

(2.) By Air.

France	3,189	3,189	..
Grand total ..	6,867	94	1,639	448	161	458	454	275	10,396	14,499

The number of qualified balloon officers has increased during the year from 200 to 437.

As to the supply of *aeroplanes*, the numbers despatched to all theatres during 1917 are set forth in the following table :—

Months.	France.	Middle East Brigade.	Home units.	Total.
January and February	250	147	569	966
March and April	612	116	791	1,519
May and June	757	166	949	1,872
July and August	839	121	1,067	2,027
September and October	967	155	1,306	2,428
November and December	802	236	1,088	2,126
Total	4,227	941	5,770	10,938

The monthly increase in supplies of aeroplanes shown by the above table is reflected in the number of aeroplanes (serviceable) as shown by the subjoined table :—

Theatre.	January.	February.	March.	April.	May.	June.	July.	August.	September.	October.	November.	December.
Home	666	667	794	938	836	968	995	1,268	1,467	1,569	1,594	1,841
Canada	73	102	90	121	143	176	215
France and Italy	691	641	858	805	804	794	786	834	864	899	912	934
Other Theatres	134	166	154	146	174	173	179	188	197	215	211	248
Total	1,491	1,474	1,806	1,889	1,814	2,008	2,062	2,380	2,649	2,826	2,893	3,238

N.B.—Serviceable aeroplanes for Italy from November only.

It should be noted that the foregoing numbers of serviceable aeroplanes do not include aeroplanes delivered but not erected, nor machines temporarily unserviceable.

With the development of co-operation of the Air Force with the artillery and infantry, wireless telegraphy has become increasingly important, and the training of operators has been thoroughly organized. Spare parts are made in the Royal Air Force workshops and stores.

There has been a similar development in aerial photography. Since January, 127,000 aerial photographs have been taken and 3,900,000 prints developed by the photographic personnel of the Royal Flying Corps.

The growth of the Royal Flying Corps at home has involved considerable work in the provision of aerodromes, schools, &c. Some idea of what has been done may be gathered from the fact that during 1917 nearly 10,000,000 square feet have been covered with buildings for training squadrons and depôt stations, and another 4,000,000 square feet for aircraft acceptance parks.

The mileage of motor vehicles within the United Kingdom has increased as follows :—

Class of vehicle.	Mileage.	
	November, 1916.	November, 1917.
Tenders and cars	881,687	1,417,691
Motor cycles	234,308	491,192

It may be mentioned that steps to ensure continued improvement in the future include the establishment of a school for motor drivers, capable of teaching 250 male and 200 female drivers a month, and the issue by the Inspector of Mechanical Transport of a book of "Instructions dealing with the use, maintenance, repair and inspection of Mechanical Transport."

The practical and effective result of the year's work as revealed by the foregoing notes can be gathered from the official communiqués. During 1917, in France, 1,073

enemy machines were brought down, 885 were driven down out of control by our aeroplanes, and 76 were brought down by anti-aircraft gunfire—a total of 2,034 machines. In addition, 45 enemy balloons were destroyed or captured. In September, 1917, no less than 125 tons of bombs were dropped by the Royal Flying Corps on the Western Front.

It is impossible to give accurate figures as to the total number of enemy batteries and movements of enemy troops located by aeroplanes in their work as the eyes of the Army, but the effectiveness of that work is vouched for by other branches of the Service.

SECTION 2.

(a.) CASUALTIES FROM 12TH JUNE, 1915, TO 1ST MARCH, 1917.

The casualties during the periods—

(A) 12th June, 1915, to 12th June, 1916,

(B) 12th June, 1916, to 29th September, 1916,

(C) 30th September, 1916, to 1st March, 1917,

were as follows :—

Location.	Killed over-seas.	Killed at home.	Wounded.	Prisoners.	Sick (including accidents).
Officers of the Royal Flying Corps (A)	66	25	63	43	150
" " " " (B)	59	17	104	49	196
" " " " (C)	80	43	96	34	380
Officers attached to the Royal Flying Corps for instruction or as observers. { (A)	38	21	41	43	148
{ (B)	28	14	53	17	135
{ (C)	59	40	58	17	402
Totals	330	160	415	203	1,411

(b.) ROYAL AIR FORCE PERSONNEL.

Fatal casualties from 11th November, 1918, to April, 1920 (including deaths due to disease) :—

	Deaths.			
	Officers.		Other ranks.	
	Flying casualties.	Non-flying casualties, disease, &c.	Flying casualties.	Non-flying casualties, disease, &c.
11th to 30th November, 1918	71	37	41	216
December, 1918	38	38	13	193
January, 1919	32	8	12	68
February, 1919	12	49	4	156
March, 1919	16	24	2	132
April, 1919	15	5	4	55
May, 1919.. .. .	29	6	5	30
June, 1919	8	4	..	19
July, 1919	16	4	7	34
August, 1919	12	3	1	22
September, 1919	5	1	..	24
October, 1919	5	1	..	31
November, 1919	1	9
December, 1919	2	3	1	10
January, 1920	1	1	6
February, 1920	4	2	..	9
March, 1920	1	..	7
April, 1920	2	..	3	4

Casualties on Western Front by Months.

(c.) CASUALTIES ON THE WESTERN FRONT ONLY, BY MONTHS, FROM JULY, 1916.

1. Number of killed and missing.
2. Number of hours flown.
3. The casualty rate, *i.e.*, the number of hours flown per pilot or observer killed or missing.

The casualties include only killed and missing in order that comparison may be made with the fatal accidents occurring in training.

For the last 6 months of 1916 the average number of hours flown per casualty was 206, whereas for the second 6 months of 1917 they were 172, showing that the casualty rate had increased; from January, 1918, onwards, the rate has continued to improve, and the average for the 6 months ending June, 1918, was 222, and this figure would probably have been much higher if it had not been for the exceptional activity in March and April, excluding these two months the average was 251.

Month.	Casualties (killed and missing), Western Front.	Hours flown, Western Front.	Hours flown per casualty (killed and missing), Western Front.
1916.			
July	75	17,000	226
August	66	19,500	295
September	105	22,500	215
October	75	13,500	186
November	59	10,600	179
December	39	5,200	133
			1,234
1917.			
		Average for	6 months 206
January.. .. .	41	10,500	256
February	65	12,000	183
March	143	14,500	101
April	316	29,500	92
May	187	39,500	311
June	165	35,500	215
			1,158
		Average for	6 months 193
July	168	32,750	194
August	183	31,750	173
September	214	38,500	179
October	198	30,500	154
November	153	17,500	114
December	81	18,000	222
			1,036
1918.			
		Average for	6 months 172
January.. .. .	96	22,000	229
February	91	20,500	225
March	245	40,000	163
April	194	31,250	161
May	240	63,325	263
June	211	61,140	289
			1,330
		Average for	6 months 222
July to 21st	200	41,272	206

SECTION 3.

WOMEN EMPLOYED.

On 4th March, 1918, 8,403 women were employed in the Royal Flying Corps, including 2,969 clerks, 1,322 storemen, 899 sailmakers, 263 fitters, 153 riggers, 436 Mechanical Transport drivers and 680 cooks.

SECTION 4.

DISTRIBUTION OF THE ROYAL AIR FORCE IN SQUADRONS,
AEROPLANES, AND PILOTS.

(From 23rd October, 1916, to 18th May, 1918.)

Location.	Squadrons.		Aeroplanes.			Pilots.	Remarks.
	Service.	Training.	Serviceable.	Unserviceable.	Not erected.		
France ..	{ 77½ (a) (76½)	..	1,236 (c) (1,262)	207 (163)	..	1,658(c) (1,645)	The figures in italics and brackets are for last month.
Italy ..	{ 4 (4)	..	81 (e) (71)	43 (e) (40)	..	102 (e) (102)	
Egypt and Palestine	{ 6½ (6½)	8 (8)	209 (193)	196 (220)	160 (147)	373 (328)	
Salonica ..	{ 3 (3)	..	46 (43)	47 (47)	29 (32)	62 (61)	
Mesopotamia	{ 3 (3)	..	45 (43)	34 (31)	43 (44)	63 (64)	
East Africa ..	1	
India ..	{ 2 (2)	..	27 (30)	34 (35)	28 (26)	41 (41)	
Canada ..	{	20 (d) (20)	232 (220)	203 (225)	37 (34)	303 (296)	
At Home	{ 58 (59)	84 (b) (84)	2,857 (2,795)	855 (827)	466 (416)	3,521 (3,527)	
Total ..	154½	112	4,733	1,619	763	6,123	
	154½	112	4,672	1,591	699	6,064	10th May, 1918.
	156	112	4,399	1,342	759	5,486	6th Apr., 1918.
	142½	109	4,361	1,267	624	5,114	9th Mar., 1918.
	133½	109	3,865	1,157	622	4,802	9th Feb., 1918.
	123½	106	3,253	1,261	544	4,158	12th Jan., 1918.
	113½	103	3,263	1,012	607	4,182	15th Dec., 1917.
	117½	98	2,886	1,085	438	4,013	10th Nov., 1917.
	113½	97	2,832	961	416	3,831	13th Oct., 1917.
	106½	91	2,566	942	404	3,635	15th Sept., 1917.
	100	95	2,390	852	360	3,515	11th Aug., 1917.
	88	87	2,029	870	321	3,052	18th July, 1917.
	84	79	1,965	931	317	2,794	19th June, 1917.
	84	79	1,966	713	334	2,525	22nd May, 1917.
	83	62	1,871	594	200	2,201	25th Apr., 1917.
	79	59	1,841	901	212	2,065	20th Mar., 1917.
	78	59	1,511	915	172	1,889	20th Feb., 1917.
74	53	1,694	653	170	1,812	25th Jan., 1917.	
71	50	1,534	693	201	1,643	25th Dec., 1916.	
70	42	1,326	826	142	1,503	21st Nov., 1916.	
69	39	1,335	687	119	1,413	23rd Oct., 1916.	

(a) Includes 10 Naval squadrons and one Headquarters communication flight.

(b) Including 10 (Night) Training Squadrons.

(c) Pilots (except pool pilots) and machines at Depôts are not included in these figures.

(d) Includes Nos. 93, 94, 95, 96 and 97 Training Squadrons in course of formation.

(e) Figures used as on 10th May, 1918.

In August, 1914, there were 147 officers and 179 aeroplanes of which about 86 were serviceable.

Pupil pilots.—In Egypt there are 214 under elementary instruction (including 112 at school); 142 under advanced instruction, 18 *en route*, 1 awaiting orders.

SECTION 5.
NUMBER OF MACHINES EMPLOYED ON EACH FRONT, AND CASUALTIES
IN FRANCE ONLY.

Period.	*Number of machines employed.						Casualties in France.					
	Egypt and Palestine.	Salonica.	Mesopotamia.	East Africa.	India.	Italy.	France.	Killed.	Wounded.	Missing, including prisoners of war.	Total.	Casualties per 100 machines going up.
1916.												
4 weeks ending 28th July ..	141	..	63	29	26	..	1,559	23	46	42	111	7.12
4 " " 1st September ..	98	62	125	26	43	..	2,252	16	52	38	106	4.71
4 " " 29th September	103	51	90	25	55	..	1,958	28	42	61	131	6.69
4 " " 27th October	162	90	73	32	56	..	2,066	22	24	46	92	4.45
5 " " 30th November	252	136	132	41	68	..	2,760	20	34	37	91	3.30
4 " " 29th December	242	122	93	41	53	..	2,263	12	22	17	51	2.25
1917.												
5 weeks ending 2nd February ..	381	169	93	60	76	..	2,908	16	28	24	68	2.34
4 " " 2nd March ..	303	125	69	67	68	..	2,228	27	37	17	81	3.64
4 " " 30th March ..	293	171	67	44	63	..	2,810	55	57	68	180	6.40
4 " " 27th April ..	321	139	61	48	64	..	3,151	69	105	169	343	10.89
5 " " 31st May ..	451	161	65	57	87	..	3,935	91	142	128	361	9.17
4 " " 29th June ..	345	161	53	29	67	..	3,054	67	95	71	233	7.63
4 " " 27th July ..	377	174	59	28	78	..	3,119	51	91	67	209	6.70
4 " " 31st August ..	515	229	74	28	95	..	4,113	58	125	145	328	7.97
4 " " 28th September	421	187	70	28	77	..	3,424	58	99	119	276	8.06
4 " " 27th October ..	452	163	87	36	85	..	3,612	49	73	125	247	6.84
5 " " 1st December ..	692	188	118	35	99	..	4,338	79	101	97	277	6.38
4 " " 29th December	594	154	114	24	96	..	3,189	33	40	40	113	3.54
1918.												
Week ending—												
5th January ..	149	38	32	5	25	74	744	10	17	11	38	5.11
12th January ..	150	42	34	5	25	75	766	12	9	9	30	3.92
19th January ..	161	43	33	5	30	77	903	5	17	9	31	3.43
26th January ..	150	47	31	5	29	80	881	12	4	9	25	2.84
2nd February ..	167	31	38	6	21	78	884	4	7	9	20	2.26
9th February ..	183	38	33	..	26	79	969	8	11	12	31	3.20
16th February ..	185	47	47	..	28	86	936	5	9	7	21	2.24
23rd February ..	195	42	44	..	27	69	900	16	21	15	52	5.78
2nd March ..	193	39	45	..	26	70	988	14	16	14	44	4.45
9th March ..	209	44	49	..	29	70	1,026	16	25	11	52	5.07
16th March ..	216	39	47	..	26	71	1,034	13	29	37	79	7.64
23rd March ..	208	42	45	..	27	70	1,034	11	49	33	93	9.00
30th March ..	202	42	48	..	28	70	1,034	19	86	94	199	19.24
6th April ..	212	44	28	..	28	71	1,034	13	37	38	88	8.51
13th April ..	209	38	36	..	32	81	1,034	24	83	38	145	14.02
20th April ..	220	42	38	..	29	75	1,310	14	31	13	58	4.43
27th April ..	214	40	45	..	33	79	1,193	26	29	19	74	6.20
4th May ..	209	42	48	..	29	60	1,300	16	32	19	67	5.15
11th May ..	193	43	48	..	30	81	1,262	12	36	33	78	6.18
18th May ..	209	46	45	..	27	81	1,236	22	41	57	120	9.71
25th May ..	214	50	46	..	30	78	1,293	9	34	44	87	6.73
1st June ..	206	48	46	..	29	87	1,314	24	44	21	89	6.77
8th June ..	210	55	52	..	30	80	1,248	11	26	18	55	4.41
15th June ..	215	46	49	..	28	86	1,396	12	31	25	68	4.87
22nd June ..	212	43	50	..	30	71	1,362	14	24	32	70	5.14
29th June ..	210	41	50	..	29	86	1,334	21	35	63	119	8.60
6th July ..	223	48	52	..	29	91	1,334	19	42	30	91	6.58
13th July ..	210	47	48	..	31	79	1,416	12	26	33	71	5.02
20th July ..	221	43	42	..	23	76	1,300	14	36	60	110	8.46
27th July ..	230	44	49	..	23	84	1,379	11	24	39	74	5.37
3rd August ..	230	44	49	..	28	79	1,379	21	30	37	88	6.38
10th August ..	239	45	50	..	28	78	1,406	31	61	93	185	13.16
17th August ..	236	45	50	..	28	75	1,398	29	51	75	155	11.09
24th August ..	241	44	45	..	29	83	1,398	23	44	51	118	8.44
31st August ..	251	40	50	..	29	84	1,400	30	45	47	122	8.71
7th September ..	218	40	52	..	32	90	1,400	19	66	100	185	13.31
14th September ..	279	43	52	..	32	90	1,486	3	21	12	36	2.42
21st September ..	307	45	50	..	28	74	1,404	32	61	107	200	14.25
28th September ..	307†	45†	50†	..	31	71	1,333	25	61	138	224	16.80
5th October ..	282	41	50	..	31	71	1,333	42	61	78	181	13.58
12th October ..	270	45	51	..	30	74	1,333	28	48	24	100	7.51
19th October ..	278	49	57	..	29	84	1,321	21	33	13	67	5.07
26th October ..	290	49	57	..	29	80	1,364	12	34	39	85	6.23
2nd November ..	266	48	46	..	31	66	1,282	37	71	56	167	13.03
9th November ..	282	52	49	..	30	66	1,394	23	42	51	116	8.32
16th November ..	247	55	57	..	29	66	1,507	6	7	12	25	1.66†
23rd November ..	247	55	57	..	32	65	1,397	9	8	..	17	1.22
30th November ..	234	58	51	..	32	70	1,397	2	4	..	6	.43

* These figures refer to serviceable machines only. Particulars of machines at depôts in France are not available. In other theatres all serviceable machines are shown. † Figures for previous week.

‡ From 11th November (11 a.m. French time) casualties due to hostile action ceased to be incurred.

Royal Air Force.
Machines in Canada.
Surrender of German Aeroplanes.

508

MACHINES IN CANADA.

1917.

3 weeks ending 28th September	369
4 " 27th October	593
5 " 1st December	774
4 " 29th December	1,070

1918.

Week ending—							
January	5th	274
"	12th	286
"	19th	315
"	26th	292
February	2nd	303
"	9th	304
"	16th	308
"	23rd	351
March	2nd	359
"	9th	368
"	16th	407
"	23rd	383
"	30th	389
April	6th	388
"	13th	307
"	20th	210
"	27th	210
May	4th	218
"	11th	220
"	18th	232
"	25th	237
June	1st	237
"	8th	217
"	15th	224
"	22nd	223
"	29th	223
July	6th	242
"	13th	241
"	20th	234
"	27th	241
August	3rd	248
"	10th	233
"	17th	239
"	24th	253
"	31st	243
September	7th	263
"	14th	263
"	21st	294
"	28th	308
October	5th	308
"	12th	323
"	19th	323
"	26th	307
November	2nd	342
"	9th	323
"	16th	330
"	23rd	320
"	30th	339

(including machines at Texas, U.S.A.).

SECTION 6.

SURRENDER OF GERMAN AEROPLANES.

By 16th January, 1919, the Germans had handed over to the Allies—

Aeroplanes (in good condition)	1,781
Aeroplanes (in bad condition)	932
Total	<u>2,713</u>

SECTION 7.

PROCESS OF REDUCTION OF THE ROYAL AIR FORCE.
(1920.)

The estimate of the maximum number of men on the establishment of the Royal Air Force at home and abroad, exclusive of those serving in India on 12th March, 1919, was 150,000, and this number is in process of reduction to 79,570.

Exclusive of troops in course of demobilization, the Royal Air Force serving with the Armies of Occupation is distributed as follows:—

	Officers.	Men.
Army of the Rhine, France and Belgium	1,620	15,800
Italy	10	50
Egypt and Palestine	180	1,620
Mesopotamia and North Persia	160	1,160
Home and Colonial establishments, including units in Russia and with the Grand Fleet	4,300	54,670
Total, all ranks	79,570	

The number in course of demobilization is 70,430.

The figure of 79,570 represents the estimated total number of officers and other ranks to be retained during the period of occupation, exclusive of formations stationed in India.

- Notes.*—(i.) For further details regarding Demobilization see Part XXV., p. 679.
(ii.) After the above estimates were made it was arranged to reduce still further the total numbers for retention during the period of occupation.

PART IX.

EMBARKATIONS AND SHIPMENTS.

SECTION 1.

EMBARKATION OF PERSONNEL AND SHIPMENTS OF ANIMALS FROM THE UNITED KINGDOM.*
(From 1st day of embarkation, 9th August, 1914, to midnight, 1st/2nd April, 1919.)

TABLE (i).—TO THE EXPEDITIONARY FORCE IN FRANCE.

Period.	Drafts, reinforcements and units.			Leave.			Royal Navy.		Allies.			United States Army.			Miscellaneous.†			Total.			Animals.
	Officers.	Other ranks.	Nurses.	Officers.	Other ranks.	Nurses.	Officers.	Other ranks.	Officers.	Other ranks.	Nurses.	Officers.	Other ranks.	Nurses.	Officers.	Other ranks.	Nurses.	Officers.	Other ranks.	Nurses.	
Total to midnight, 1st/2nd March, 1919 ..	282,751	4,971,600	13,036	389,448	3,502,354	20,450	8,641	36,465	21,519	331,409	123	52,181	961,085	7,843	1,653	183,591	59	757,206	9,986,504	41,416	804,231
Week ending 6th/9th March, 1919	874	8,155	2	2,099	18,692	92	42	27	79	351	..	282	1,034	..	4	536	..	3,380	28,795	94	..
Week ending 15th/16th March, 1919	1,038	9,118	3	1,957	17,990	114	44	75	85	377	..	254	984	10	5	554	..	3,393	29,098	127	..
Week ending 22nd/23rd March, 1919	867	9,762	17	2,163	18,090	82	72	48	79	282	..	274	910	6	8	458	..	3,463	29,650	105	..
Week ending 29th/30th March, 1919	812	9,650	2	2,059	17,726	108	69	90	44	292	..	182	823	3	20	669	..	3,186	29,240	113	..
For period 29th/30th March to 1st/2nd April, 1919.	588	9,112	1	812	7,613	40	23	71	30	37	..	107	376	..	6	767	..	1,568	17,976	41	..
Total	286,930	5,017,397	13,061	398,538	3,582,465	20,586	8,891	36,776	21,836	332,738	123	53,280	965,212	7,862	1,696	186,575	59	772,196	10,121,263	41,996	804,231

* These returns do not include any statement of Indian contingents, brought to France from Mediterranean Stations.
† Includes Q.M.A A.C., W.R.N.S., Red Cross, British West Indies Regiment, relatives of wounded, Chinese and other Native Labour Corps, &c.

TABLE (ii).—THROUGH FRANCE FOR ONWARD CONVEYANCE, TO THE BRITISH AND ALLIED FORCES IN OTHER THEATRES OF WAR.

Period.	Drafts, reinforcements and units.			Leave.			Royal Navy.		Miscellaneous.			Total.			Animals.
	Officers.	Other ranks.	Nurses.	Officers.	Other ranks.	Nurses.	Officers.	Other ranks.	Officers.	Other ranks.	Nurses.	Officers.	Other ranks.	Nurses.	
(a.) FOR SALONICA.															
Total to midnight, 1st/2nd March, 1919 ..	4,227	52,541	586	2,563	26,464	22	340	3,021	..	20	..	7,130	82,046	608	..
Week ending 8th/9th March, 1919 ..	4	3	..	30	1	35	..	4	..
" 15th/16th " " ..	3	1	..	14	1	1	18	2
" 22nd/23rd " " ..	19	12	1	20	12
" 29th/30th " " ..	18	1	..	21	39	1
For period 29th/30th March to 1st/2nd April, 1919.	14	3	14	3
Total	4,285	52,561	586	2,628	26,464	22	343	3,022	..	20	..	7,256	82,064	612	..
(b.) FOR EGYPT.															
Total to midnight, 1st/2nd March, 1919 ..	7,676	82,926	186	1,159	5,495	..	360	3,392	48*	999*	..	9,243	92,812	186	2,265
Week ending 8th/9th March, 1919 ..	1	1	2
" 15th/16th " " ..	2	1	..	24	5	..	1	27	6
" 22nd/23rd " " ..	28	4	..	15	3	46	..	4	..
" 29th/30th " "
For period 29th/30th March to 1st/2nd April, 1919.	2	24	26
Total	7,709	82,931	186	1,222	5,500	..	365	3,392	48	999	..	9,344	92,818	190	2,265
(c.) FOR INDIA.															
Total to midnight, 1st/2nd March, 1919 ..	3,620	5,779	84	60	30	..	47	774	33	58	..	3,760	6,631	84	..
Week ending 8th/9th March, 1919
" 15th/16th " " ..	13	3	13	3
" 22nd/23rd " " ..	30	1	30	1
" 29th/30th " "
For period 29th/30th March to 1st/2nd April, 1919.	13	13
Total	3,663	5,783	84	73	30	..	47	774	33	58	..	3,816	6,635	84	..

* Australian and New Zealand invalids.

TABLE (ii).—THROUGH FRANCE FOR ONWARD CONVEYANCE, TO THE BRITISH AND ALLIED FORCES IN OTHER THEATRES OF WAR—*continued.*

Period	Drafts, reinforcements and units.			Leave.			Royal Navy.		Miscellaneous.			Total.			Animals.
	Officers.	Other ranks.	Nurses.	Officers.	Other ranks.	Nurses.	Officers.	Other ranks.	Officers.	Other ranks.	Nurses.	Officers.	Other ranks.	Nurses.	
(d.) FOR MESOPOTAMIA.															
Total to midnight, 1st/2nd March 1919 ..	1,496	15,475	4	122	171	..	8	5	11	1,634	15,651	4	1,888
Week ending 8th/9th March, 1919 ..	2	2
Week ending 15th/16th March, 1919 ..	8	1	..	9	17	1
Week ending 22nd/23rd March, 1919 ..	7	5	12
Week ending 29th/30th March, 1919
For period 29th/30th March to 1st/2nd April, 1919.
Total	1,513	15,476	4	186	171	..	8	5	11	1,665	15,652	4	1,888
(e.) FOR ITALY.															
Total to midnight, 1st/2nd March, 1919 ..	1,830	25,856	328	3,639	35,211	9	802	8,733	8	119	..	6,267	69,919	337	23
Week ending 8th/9th March, 1919 ..	5	1	..	6	11	1
Week ending 15th/16th March, 1919	7	1	7	1
Week ending 22nd/23rd March, 1919 ..	3	1	..	4	7	1
Week ending 29th/30th March, 1919	25	383	..	20	45	383
For period 29th/30th March to 1st/2nd April, 1919.	1	66	7	7	66
Total	1,839	25,858	328	3,747	35,602	9	822	8,733	8	119	..	6,344	70,371	337	23
(f.) FOR OTHER STATIONS.															
Total to midnight, 1st/2nd March, 1919 ..	592	6,843	215	43	610	..	902	9,917	33	4,264	26	1,570	21,654	241	..
Week ending 8th/9th March, 1919 ..	1	5	1	25	887	..	31	888
Week ending 15th/16th March, 1919	2	..	2	2	1	4	8
Week ending 22nd/23rd March, 1919 ..	11	5	11	5
Week ending 29th/30th March, 1919 ..	21	9	21	9
For period 29th/30th March to 1st/2nd April, 1919.
Total	625	6,859	215	43	610	..	909	9,919	58	5,171	26	1,637	22,559	241	..

Embarkation of Personnel and Shipments of Animals.

TABLE (iii).—TOTAL—EMBARCATION OF PERSONNEL AND SHIPMENTS OF ANIMALS FROM THE UNITED KINGDOM TO THE BRITISH EXPEDITIONARY FORCE IN FRANCE, AND THROUGH FRANCE FOR ONWARD CONVEYANCE TO THE BRITISH AND ALLIED FORCES IN OTHER THEATRES OF WAR.
(To midnight 1st/2nd April, 1919.)

Period.	Officers.	Other ranks.	Nurses.	Animals.
Total to midnight, 1st/2nd March, 1919	786,813	10,275,227	42,874	808,406
Week ending 8th/9th March, 1919	8,461	29,688	98	..
Week ending 15th/16th March, 1919.. .. .	8,479	29,114	127	..
Week ending 22nd/23rd March, 1919	8,589	29,673	105	..
Week ending 29th/30th March, 1919.. .. .	8,291	29,633	113	..
For period 29th/30th March to 1st/2nd April, 1919 ..	1,628	18,045	41	..
Grand total*	802,261	10,411,380	43,358	808,406

* This total does not include the numbers conveyed in transports (long sea route). For figures see next page.

513
Total—Embarcation of
Personnel and Shipments
of Animals.

SECTION 2.

TABLE (i).—NUMBERS CONVEYED IN TRANSPORTS.
(Long sea route.)
(From August, 1914.)

Period.	Officers.	Other ranks.	Other ranks, native.	Animals.	Families.		
					1st class.	2nd class.	3rd class.
1914—August to December ..	9,866	211,085	115,786	76,507	908	661	5,655
1915—January to June ..	14,517	295,478	64,531	89,588	565	216	1,204
July to December ..	26,488	522,807	95,157	55,425	122	105	557
1916—January to June ..	27,714	736,054	113,391	120,221	116	102	257
July	3,048	69,452	13,643	14,436	11	2	2
August	3,620	74,414	23,190	11,747	8	6	3
September	3,684	76,826	19,880	5,721	21	21	33
October	3,925	71,415	30,921	6,533	17	6	25
November	3,986	88,957	31,397	9,706	15	19	12
December	3,385	49,344	29,280	7,429	1	2	23
1917—January	3,200	63,046	29,113	5,887	14	2	1
February	2,602	45,326	58,405	5,214	17	1	..
March	2,655	53,746	26,737	5,714	1
April	2,707	48,843	40,452	12,660	1
May	3,696	62,071	42,880	2,627	18	15	1
June	5,361	67,647	52,193	9,320	1
July	4,001	64,003	42,429	7,512	11	..	48
August	3,908	48,011	44,261	5,444	4	7	2
September	4,020	46,166	41,492	14,509	20
October	3,272	37,917	41,217	10,131	6	6	..
November	4,479	40,234	53,916	14,217	10	2	..
December	4,047	37,455	61,126	11,576	3
1918—January	4,044	28,373	32,718	5,601	4	13	17
February	4,453	39,603	41,801	6,708	51	13	5
March	4,380	28,156	46,514	14,768	25	12	..
April	4,245	46,932	40,476	8,705	37	8	15
May	5,815	67,393	45,199	7,149	29	4	23
June	4,820	48,414	57,403	2,943	30	1	52
July	4,722	49,462	38,263	1,768	54	22	51
August	4,827	46,941	38,836	1,157	29	3	7
September	4,155	37,977	44,018	2,650	13	4	29
October	5,318	36,798	50,568	4,081	19	1	32
November	5,728	54,512	48,023	4,253	208	9	..
December	6,858	75,532	28,573	4,623	166	56	12
1919—January	6,771	100,692	38,452	16,696	99	11	791
February	5,722	100,796	22,398	14,827	279	90	1,637
March	7,695	153,663	18,271	613	1,665	187	1,708
April	5,368	74,188	14,267	902	1,215	128	178
May	11,043	129,215	17,205	1,283	1,745	324	1,537
June	8,168	105,254	8,802	1,196	587	120	733
July	9,485	78,645	16,936	1,480	533	1	1,232
August	9,370	66,123	17,147	1,369	459	183	1,954
September	9,372	81,653	33,751	2,025	918	139	2,891
October	8,608	99,458	35,686	444	864	185	1,660
November	4,668	48,119	49,203	160	766	105	920
December	4,556	30,362	39,245	766	1,064	757	2,571
1920—January	3,783	38,001	40,447	835	1,219	930	2,406
February	3,410	23,888	28,843	1,519	696	166	451
March	3,793	36,924	38,846	2,231	1,054	597	2,181
	294,258	4,466,471	2,027,483	623,926	15,654	5,242	31,916
Total troops	6,788,217				Families.. 52,616		

Note.—The grand total of numbers conveyed up to 1st April, 1919, including officers, other ranks, nurses and families, was 16,921,852. Animals, 1,419,184.

TABLE (ii).—NUMBERS OF IMPERIAL FORCES, ALLIED FORCES, INDIVIDUALS, PRISONERS OF WAR AND INVALIDS, DISEMBARKED AT UNITED KINGDOM PORTS; NUMBERS OF DOMINION FORCES, &c., EMBARKED AT UNITED KINGDOM AND FRENCH PORTS FOR RETURN HOME; AND NUMBERS OF IMPERIAL FORCES AND PRISONERS OF WAR EMBARKED AT UNITED KINGDOM PORTS.

(From 12th November, 1918, to 27th September, 1919.)

Description.	From 12th November, 1918, to 20th September, 1919.				Week ended 27th September, 1919				Total to 27th September, 1919.			
	Officers.	Other ranks.	Miscellaneous.	Total.	Officers.	Other ranks.	Miscellaneous.	Total.	Officers.	Other ranks.	Miscellaneous.	Total.
<i>Disembarked.</i>												
DRAFTS, &c, FROM AND THROUGH FRANCE—												
British Forces	36,867	1,270,350	..	1,307,217	432	19,765	..	20,197	37,299	1,290,115	..	1,327,414
Dominion Forces and Colonial Contingents	7,782	196,409	..	204,191	7,782	196,409	..	204,191
Coloured Labour
BRIGADE GROUPS, CADRES AND UNITS NOT FOR DISPERSAL—												
From or through France—												
Personnel	6,605	124,437	..	131,042	45	1,092	..	1,137	6,650	125,529	..	132,179
Guns, &c.	See next page
From other Theatres by Direct Long-Sea Route—												
Personnel, guns, &c.	165	2,759	..	2,924	165	2,759	..	2,924
DIRECT LONG SEA ARRIVALS—												
Personnel, guns, &c.	1,188	44,273	14	45,425	107	1,187	..	1,294	1,245	45,460	14	46,719
INDIVIDUALS	6,466	1,972	1,477	9,915	46	17	10	73	6,512	1,989	1,487	9,988
INVALIDS—												
British	10,621	222,518	786	233,925	90	898	..	988	10,711	223,416	786	234,913
Allies	117	2,294	4	2,415	117	2,294	4	2,415
PRISONERS OF WAR—												
Other than Civilian	7,231	153,939	..	161,170	7,231	153,939	..	161,170
Civilian, &c... .. .	6	184	4,634	4,824	6	184	4,634	4,824
DUTY AND DETAILS—												
British	25,029	72,751	4,832	102,612	281	915	22	1,218	25,310	73,666	4,854	103,830
Dominions and Allies	8,348	23,979	1,119	33,446	34	105	..	139	8,482	29,084	1,119	38,565
LEAVE—												
British	84,145	1,117,441	4,625	1,206,211	534	5,812	45	6,391	84,679	1,123,253	4,670	1,212,602
Dominions and Allies	13,255	85,236	579	99,070	18	256	4	276	13,271	85,492	583	99,346
SUNDRY DISEMBARKATIONS	5,737	44,058	4,353	54,148	64	233	27	324	5,801	44,291	4,380	54,472
	213,512	3,367,600	22,423	3,603,535	1,649	30,280	108	32,037	215,161	3,397,880	22,531	3,635,572
<i>Embarked.</i>												
PERSONNEL—												
Dominion Forces and Colonial Contingents returning home	24,674	434,594	2,387	461,655	444	4,429	42	4,915	25,118	439,023	2,429	466,570
Coloured Labour returning home..	635	..	635	635	..	635
Discharged officers and other ranks to Dominion and Allied Countries	9,367	16,368	196	25,931	29	339	1	369	9,396	16,707	197	26,300
DRAFTS AND REINFORCEMENTS—												
British	25,691	179,301	271	205,263	219	2,706	21	2,946	25,910	182,007	292	208,209
Dominions and Allies	6,767	23,361	421	30,549	57	84	..	141	6,824	23,445	421	30,690

515
Embarkations and Shipments.

TABLE (ii).—STATEMENT SHOWING NUMBERS OF IMPERIAL FORCES, ALLIED FORCES, INDIVIDUALS, PRISONERS OF WAR AND INVALIDS, DISEMBARKED AT UNITED KINGDOM PORTS; NUMBERS OF DOMINION FORCES, &C., EMBARKED AT UNITED KINGDOM AND FRENCH PORTS FOR RETURN HOME; AND NUMBERS OF IMPERIAL FORCES AND PRISONERS OF WAR EMBARKED AT UNITED KINGDOM PORTS—*continued.*

Embarkations and Shipments.

Description.	From 12th November, 1918, to 20th September, 1919.				Week ended 27th September, 1919.				Total to 27th September, 1919.			
	Officers.	Other ranks	Miscellaneous	Total.	Officers.	Other ranks.	Miscellaneous.	Total.	Officers.	Other ranks	Miscellaneous.	Total.
<i>Embarked—continued.</i>												
IMPERIAL UNITS FOR GARRISON DUTY ABROAD	1,576	22,382	..	23,958	142	1,927	..	2,069	1,718	24,309	..	26,027
LEAVE—												
British	78,564	985,607	3,444	1,067,615	667	7,861	43	8,571	79,231	993,468	3,487	1,076,186
Dominions and Allies	12,703	74,521	626	87,850	22	62	10	94	12,725	74,583	636	87,944
SUNDRY EMBARKATIONS	4,358	22,338	15,258	41,954	32	100	84	166	4,390	22,438	15,292	42,120
U.S.A. FORCES embarked for U.S.A.	3,287	37,026	522	40,835	3,287	37,026	522	40,835
PRISONERS OF WAR (Enemy)..	26,624	26,624	26,624	26,624
	166,987	1,796,133	49,749	2,012,869	1,612	17,508	151	19,271	168,599	1,813,641	49,900	2,032,140
DOMINION FORCES, &C., RETURNING HOME DIRECT FROM FRENCH PORTS	106	17,315	..	17,421	106	17,315	..	17,421
TOTAL THROUGH BRITISH AND FRENCH PORTS	380,705	5,181,048	72,172	5,633,925	3,261	47,788	259	51,308	383,966	5,228,836	72,431	5,685,233
ADD REMOUNTS (disembarked)..	72,084*	303	72,387*

* Includes 188 dogs.

516

GUNS, &C., ACCOMPANYING BRIGADE GROUPS AND CADRES.
(From 12th November, 1918, to 27th September, 1919.)

	Guns.	Motor Vehicles.	Other Vehicles.		Stores.	Horses.
			Four-wheeled.	Two-wheeled.		
From 12th November, 1918, to 20th September, 1919.	3,638	3,181	10,132	39,239	Tons. 9,583	328
Week ending 27th September, 1919	Also 8,601 320	120	383	157	..
Total to 27th September, 1919 ..	3,638	3,401 Also 8,601	10,303	39,622	9,740	328

SECTION 3.

SHIPMENT OF VEHICLES, &c.*

TABLE (i).—TO THE BRITISH EXPEDITIONARY FORCE IN FRANCE FROM ALL PORTS.
(9th August, 1914, to midnight, 1st/2nd March, 1919.)

Period.	Guns and carriages.	Trench guns and bomb throwers.	Limbered vehicles.	4-wheeled vehicles.	2-wheeled vehicles.	Ambulance wagons.	Travelling kitchens and field oven wagons.	Water tanks, carts, trailers, &c.	Telegraph and cable wagons.	Pontoons and pontoon wagons.	Locomotives.	Tenders.	Railway carriages.	Railway trucks.	Railway ambulance carriages.	Brake vans.	Covered vans.	Bolster bogie wagons.	Macaws.	
Total up to midnight, 1st/2nd March, 1919 ..	15,889	27,466	12,103	45,592	71,474	557	3,592	1,172	129	1,152	610	547	22	19,858	333	921	394	160	53	
Week ending 8th/9th March, 1919
Week ending 15th/16th March, 1919
Week ending 22nd/23rd March, 1919
Week ending 29th/30th March, 1919	2
For period from 29th/30th March to 1st/2nd April, 1919.
Total	15,889	27,466	12,103	45,592	71,474	557	3,594	1,172	129	1,152	610	547	22	19,858	333	921	394	160	53	

* Separate vehicles where not otherwise stated.

TABLE (i).—TO THE BRITISH EXPEDITIONARY FORCE IN FRANCE FROM ALL PORTS—*continued.*

Period.	Motor ambulances.	Motor cars and chassis.	Trailers, vans and tenders.	Motor buses and charabancs.	Motor, store, and workshop lorries.	Steam lorries.	Tractors.	Motor cycles.	Cycle cars.	Bicycles.	Tanks.	Aeroplanes.	Steel boats.	Barrows.	Miners' trucks.	Hand trucks.	Trench pumps.	Sundry vehicles.
Total up to midnight, 1st/2nd March, 1919	4,921	13,471	2,331	370	38,435	334	1,564	26,375	15,920	62,805	1,976	2,103	50	44,995	380	14,060	1,413	4,792
Week ending 8th/9th March, 1919	2	400	200
Week ending 15th/16th March, 1919	1	40
Week ending 22nd/23rd March, 1919	1	32
Week ending 1st/2nd April, 1919
For period 29th/30th March to 1st/2nd April, 1919
Total	4,921	13,474	2,363	370	38,436	334	1,564	26,375	15,920	63,205	1,976	2,103	50	45,235	380	14,060	1,413	4,792

TABLE (ii).—FROM THE UNITED KINGDOM, THROUGH FRANCE FOR ONWARD CONVEYANCE, TO THE BRITISH AND ALLIED FORCES IN OTHER THEATRES OF WAR.

(To 1st/2nd April, 1919.)

(a.) *Salonica, Egypt, Mesopotamia, &c.*

Period.	Guns and carriages.	4-wheeled.	2-wheeled	Limbered vehicles	Barrows.	Motor ambulances.	Motor cars and chassis.	Motor, store and workshop lorries.	Trailers, vans and tenders, R.A.F.	Travelling kitchens.	Tractors.	Water tanks, carts and trailers, &c.	Motor cycles.	Cycle cars.	Bicycles.	Telegraph and cable wagons	Ambulance wagons.	Pontoons and pontoon wagons.	Aeroplanes.	Steel boats.	Sundry vehicles.
Total to 1st/2nd March, 1919 ..	246	81	635	21	3,000	115	706	532	74	50	19	149	158	..	1,416	2	37	11	45	5	6
Week ending 8th/9th March, 1919
Week ending 15th/16th March, 1919
Week ending 22nd/23rd March, 1919
Week ending 1st/2nd April, 1919
Total	246	81	635	21	3,000	115	706	532	74	50	19	149	158	..	1,416	2	37	11	45	5	6

(b.) *For British Forces in Italy.*

Total to 1st/2nd March, 1919 ..	123	1	137	106	234	225	29	1	24	2	331	18	7	..	94	..	3
Week ending 8th/9th March, 1919
Week ending 15th/16th March, 1919
Week ending 22nd/23rd March, 1919
Week ending 1st/2nd April, 1919
Total	123	1	137	106	234	225	29	1	24	2	331	18	7	..	94	..	3

Shipments.
Vehicles.

520

TABLE (iii).—TOTAL SHIPMENT OF VEHICLES, &c., FROM THE UNITED KINGDOM TO THE BRITISH EXPEDITIONARY FORCE IN FRANCE AND THROUGH FRANCE FOR ONWARD CONVEYANCE TO THE BRITISH AND ALLIED FORCES IN OTHER THEATRES OF WAR.

(To midnight, 1st/2nd April, 1919.)

Totals from 9th August, 1914, to midnight, 1st/2nd March, 1919.	For France.	For Salonica, Egypt, and Mesopotamia.	For Italy.	Grand totals.
Guns and carriages	15,889	246	123	16,258
Trench guns and bomb throwers	27,466	27,466
Limbered vehicles	12,103	21	..	12,124
4-wheeled vehicles	45,592	81	1	45,674
2-wheeled vehicles	71,474	635	137	72,246
Ambulance wagons	557	37	7	601
Travelling kitchens and field oven wagons	3,594	50	1	3,643
Water tanks, carts, trailers, &c.	1,172	149	2	1,325
Telegraph cable wagons	129	2	..	133
Pontoons and pontoon wagons	1,152	11	..	1,163
Locomotives	610	610
Tenders	547	547
Railway carriages	22	22
Railway trucks	19,858	19,858
Railway ambulance carriages	333	333
Brake vans	921	921
Covered vans	394	394
Bolster bogie wagons	160	160
Macaws	53	53
Motor ambulances	4,921	115	106	5,142
Motor cars and chassis	13,474	706	234	14,414
Trailers, vans, tenders	2,363	74	29	2,466
Motor buses and charabancs	370	370
Motor store and workshop lorries. . .	38,436	532	225	39,193
Steam lorries	334	334
Tractors	1,564	19	24	1,607
Motor cycles	26,375	158	331	26,864
Cycle cars	15,920	..	18	15,938
Bicycles	63,205	1,416	..	64,621
Tanks	1,976	1,976
Aeroplanes	2,103	45	94	2,242
Steel boats	50	5	..	55
Barrows	45,235	2,000	..	48,235
Miners' trucks	380	380
Hood trucks	14,060	14,060
Trench pumps	1,413	1,413
Sundry vehicles	4,792	6	3	4,801
Total	438,997	7,308	1,335	447,640

SECTION 4.

SHIPMENTS OF STORES.

TABLE (i).—FROM ALL PORTS TO THE BRITISH EXPEDITIONARY FORCE IN FRANCE.
(From 9th August, 1914, to midnight, 1st May, 1920.)

Description.	Total from 9th Aug., 1914, to 26th Mar., 1920.	Week ending 3rd April, 1920.	Week ending 10th April, 1920.	Week ending 17th April, 1920.	Week ending 24th April, 1920.	Week ending 1st May, 1920.	Total.
	Tons.	Tons.	Tons.	Tons.	Tons.	Tons.	Tons.
Ammunition	5,269,302	5,269,302
Supplies (general)	3,713,208	3,713,208
Petrol case boards	20,394	20,394
Hay	2,669,184	2,669,184
Oats	3,250,243	3,250,243
Petrol and oil	875,598	875,598
Fuel wood *	16,047	16,047
Petrol tins (empty)	13,350	13,350
Timber—							
R.E.	491,426	491,426
Railways and roads†	364,967	364,967
Coal (from U.K. only)—							
Supplies	1,996,984	1,996,984
Railway and I.W.T.	1,108,947	1,108,947
Replacements for Bruay Mines.	1,395,761	1,395,761
Railway material—							
Other than timber and hand track.†	714,190	714,190
Rolling stock on own wheels.	351,282	351,282
Road material—							
Road stone	524,350	524,350
Slag	222,652	222,652
Tar	16,538	16,538
R.E. stores (general)	1,420,907	1,420,907
Ordnance stores	1,831,021	1,831,021
M.T.	172,536	13	172,549
Tanks	70,288	70,288
Aircraft stores	131,339	131,339
Admiralty stores	8,497	8,497
Director of Forestry
E.F.C.	311,967	311,967
Miscellaneous	262,136	..	51	8	..	1	262,196
Mails and parcels	320,409	320,409
I.W.T. stores	13,158	13,158
C.E.P.C. stores	2,384	2,384
Gas stores	7,180	7,180
R.A.S.C.	51	51
Total	27,566,245	13	51	59	..	1	27,566,369

* Shown under Coal Supplies, up to 24th–25th February, 1917.

† Shown under R.E. Stores, General, up to 24th–25th February, 1917.

NOTE.—The figures are in deadweight tons.

TABLE (ii).—FROM THE UNITED KINGDOM TO FRANCE, FOR THE ALLIED FORCES.

Description.	Total from 9th Aug., 1914, to 26th Mar., 1920.	Week ending 3rd April, 1920.	Week ending 10th April, 1920.	Week ending 17th April, 1920.	Week ending 24th April, 1920.	Week ending 1st May, 1920.	Total.
<i>Italian Government.</i>							
(From 26th May, 1917.)	<u>Tons.</u>	<u>Tons.</u>	<u>Tons.</u>	<u>Tons.</u>	<u>Tons.</u>	<u>Tons.</u>	<u>Tons.</u>
Ammunition	9,425	9,425
Supplies, food	6	6
Railway material—							
Other than timber ..	5	5
Rolling stock on wheels	106	106
Ordnance stores	2,745	2,745
M.T.	196	196
Aircraft stores	24	24
Miscellaneous	1,135	1,135
Naval stores	9	9
T.N.T.	1,179	1,179
Picric acid	1,026	1,026
<i>French Government.</i>							
(From 30th September, 1918.)							
Ammunition	325	325
Supplies, food	30	30
" hay	48,588	48,588
" oil	200	200
Timber	429	429
Timber, salvage	2,670	2,670
Railway material—							
Other than timber ..	170	170
Rolling stock on own wheels.	1,498	1,498
Ordnance stores	42	42
M.T.	18	18
Aircraft stores	992	992
Miscellaneous	198	198
Port barrage	785	785
Naval stores	25	25
Tanks (89)	2,856	2,856
<i>Russian Government.</i>							
(From 2nd June, 1917.)							
Ordnance stores	342	342
M.T.	2	2
Clothing	12	12
<i>United States Government.</i>							
(From 18th August, 1917.)							
Ammunition	13,590	13,590
Supplies, food	18,043	18,043
" oil	502	502
Railway material—							
Other than timber ..	55	55
Rolling stock on own wheels.	12,783	12,783
Ordnance stores	2,018	2,018
M.T.	13,767	13,767
Tanks (23)	699	699
Miscellaneous	4,844	4,844
I.W.T.	71	71
Baggage	300	300
Stores	12,600	12,600
Carried forward ..	154,310	154,310

TABLE (ii).—FROM THE UNITED KINGDOM TO FRANCE, FOR THE ALLIED FORCES—*continued.*

Description.	Total from 9th Aug., 1914, to 26th Mar., 1920.	Week ending 3rd Apr., 1920.	Week ending 10th Apr., 1920.	Week ending 17th Apr., 1920.	Week ending 24th Apr., 1920.	Week ending 1st May, 1920.	Total.
	Tons.	Tons.	Tons.	Tons.	Tons.	Tons.	Tons.
Brought forward ..	154,310	154,310
<i>Belgian Government.</i>							
(From 18th August, 1917.)							
Railway material—							
Other than timber ..	300	300
Rolling stock on own wheels	65	65
Supplies, food.. ..	919	919
M.T.	2	2
Miscellaneous	6	6
Admiralty	45	45
<i>Portuguese Government.</i>							
(From 18th August, 1917.)							
Supplies, food.. ..	30	30
" hay	40	40
" oats	5	5
M.T.	87	87
Miscellaneous	67	67
<i>Roumanian Government.</i>							
(From 18th August, 1917.)							
Naval stores	16	16
<i>Greek Government.</i>							
(From 11th May, 1918.)							
M.T.	423	423
<i>Siamese Government.</i>							
(From 7th July, 1918.)							
Ordnance stores	8	8
Total	156,323	156,323

Note.—The figures are in deadweight tons.

Shipments of Stores
for Onward Conveyance.

524

TABLE (iii).—FROM THE UNITED KINGDOM TO FRANCE FOR ONWARD CONVEYANCE FOR THE BRITISH AND ALLIED FORCES IN OTHER THEATRES OF WAR.

(a.) For Salonica, Egypt, Mesopotamia, &c.

Description.	Total from 9th Aug., 1914, to 26th Mar., 1920.	Week ending 3rd Apr., 1920.	Week ending 10th Apr., 1920.	Week ending 17th Apr., 1920.	Week ending 24th Apr., 1920.	Week ending 1st May, 1920.	Total.
	Tons.	Tons.	Tons.	Tons.	Tons.	Tons.	
Ammunition	16,207	16,207
Supplies—							
Food	34,154	34,154
Oats	158	158
Petrol	10	10
Railway material—							
Other than timber ..	2,403	2,403
Rolling stock on own wheels.	3,457	3,457
R. E. stores	10,107	10,107
Ordnance stores	61,247	61,247
M.T.	3,472	3,472
Aircraft stores	6,402	6,402
Admiralty stores	4,106	4,106
E.F.C.	4,756	4,756
Miscellaneous	11,449	11,449
Mails and parcels	2,671	2,671
I.W.T. stores	603	603
Total	161,202	161,202

(b.) For British Forces in Italy.

Ammunition	11,789	11,789
Railway material—							
Other than timber ..	35	35
Rolling stock on own wheels.	607	607
R. E. stores	12	12
Ordnance stores	5,928	5,928
M.T.	2,405	2,405
Miscellaneous	710	710
Aircraft stores	14	14
Naval guns and mountings	182	182
Naval stores	210	210
Port barrage	183	183
Hydrophone gear for Malta.	18	18
Total	22,093	22,093
Totals.							
Table (i.)	27,566,245	13	51	59	..	1	27,566,369
Table (ii.)	156,323	156,323
Table (iii.) (a)	161,202	161,202
Table (iii.) (b)	22,093	22,093
Grand Totals from 9th August, 1914, to 26th March, 1920.	27,905,863	13	51	59	..	1	27,905,987

Note.—The figures are in deadweight tons.

TABLE (iv.).—WEEKLY STATEMENT OF RETURNED STORES AND SALVAGE FROM FRANCE TO UNITED KINGDOM FOR WEEK ENDED 1ST MAY, 1920.

Port	Dagenham.	Middles- brough.	Purfleet.	Newcastle.	Newport.	Richborough.		Southampton.	S.W.I. Dock.	Woolwich.	Discharged during week ended 1st May, 1920		Total.	Discharged 1st January, 1917, to 24th April, 1920.		Grand total to date.
	R.S.	R.S.	R.S.	R.S.	R.S.	R.S.	S.	R.S.	R.S.	F.S.	R.S.	S.		R.S.	S.	
<i>Week ended 1st May, 1920.</i>														(1st Jan. to 25th Aug., 1917)	218,075	218,075
Ordnance—																
Guns and carriages
Other stores	247	247	..	247	167,329	167,355	334,931
Ammunition	210,710	51,174	261,884
Ammunition empties	241,917	241,917
Royal Army Service Corps	3,482	23,511	27,063
Royal Air Force	6	6	..	6	15,028	20,914	35,948
Mechanical Transport	65	..	164	..	20	249	..	249	68,208	31,495	99,952
Royal Engineer stores	105	105	..	105	15,630	6,189	21,924
Admiralty stores	486	2,114	2,600
Medical stores	12	12	..	12	1,677	911	2,600
Railway material	7,240	7,240	..	7,240	212,749	10,892	230,881
Sleepers and pit props	30,070	348	30,418
Tanks	13,210	..	13,210
Gas material	1,096	1,497	2,593
Miscellaneous	124	124	..	124	13,042	6,075	19,241
Messing economies	32	7,407	7,439
Scrap metal	2,348	22,196	24,544
Disposals	1,118	15,527	16,645
Cadres	55,465	..	55,465
Totals	7,799	..	164	..	20	7,983	..	7,983	811,680	827,667	1,647,330
Grand totals	7,799	..	164	7,983	..	7,983	1,639,347	..	1,647,330
<i>Total 31st January, 1920, for comparison.</i>	3,634	421	5,511	..	5,511	1,553,538	..	1,559,049

525 Returned Stores and Salvage from France.

PART X.

ARMY CONTRACTS, CLOTHING AND SALVAGE.

SECTION 1.

CONTRACTS, RAW MATERIALS, PRIORITY, SALVAGE AND CLOTHING STOCKS, &c., 1918.

EXTENT OF THE DEPARTMENT'S OPERATIONS.

The difficulty of expressing in statistical form the precise amount of purchases made by the Department has been increased during the period under review on account of the extension of the practice of placing running contracts to meet a steady demand, and of the large cancellation of orders after the Armistice. It has been necessary, therefore, to calculate expenditure on the following basis:—where contracts for fixed quantities are being considered the amounts provided for in the contract are taken as providing the requisite figure; where, however, current contracts are considered, the only figure which is trustworthy is that of the actual amount of deliveries month by month. The figures given below are a combination of these two.

During the portion of the financial year down to the Armistice, the total contract value of manufactured articles and food purchased by the Department amounted to approximately 205,000,000*l.*, or 6,500,000*l.* a week. From the date of the Armistice to the end of the financial year it was approximately 57,000,000*l.*, or less than 3,500,000*l.* a week. The total *contract* value of manufactured articles and food for the financial year was, therefore, approximately 262,000,000*l.*, but from this figure must be deducted 13,000,000*l.*, to represent cancellations of fixed quantity contracts. The net contract value of such articles must then be placed at about 250,000,000*l.* during the year (including some 20,000,000*l.* expended on behalf of our Allies) or an average of 4,750,000*l.* weekly. The amount spent on raw materials during this period was 114,000,000*l.*

The work of the Department in clothing the Army and the auxiliary forces was rendered doubly difficult after the beginning of 1918, on account of increased demands both for men and for clothing. Despite these impediments, however, the Department has purchased since March, 1918, 7,106,000 S.D. jackets, 7,814,000 S.D. trousers, and 2,999,000 S.D. pantaloons, at a total cost of nearly 18,000,000*l.* Over 15,000,000 flannel shirts, costing approximately 7,500,000*l.*, and 1,154,000 discharged soldiers' suits, costing over 2,500,000*l.*, have also been purchased up to 31st March, 1919.

Increased supplies have been required also by the American forces, and for this purpose contracts for 689,000 jackets, 1,204,000 pairs of trousers, 1,965,000 caps, and 1,340,000 shirts were placed at a total price exceeding 5,000,000*l.*

At the request of the Q.M.A.A.C., the Department undertook to contract for their heavy clothing, and about 150,000 outfits have been supplied for this corps. The experience gained from these contracts proved exceedingly useful when the Department was later asked to supply clothing for the W.R.A.F. to the number of about 30,000 suits. Other purchases for Women's Corps were Board of Agriculture, 60,000; Forage Committee, 17,000, and Timber Supply Department, 1,700.

The situation with regard to discharged soldiers' suits has also proved difficult. Up to October last, 650,000 suits and 250,000 overcoats were supplied. Discharges rapidly increased after the Armistice and though firms were ready on account of the reductions in their khaki clothing contracts to turn to discharged soldiers' clothing, stocks of suitable cloth were insufficient. The difficulty was met partly by the utilization of stocks of standard cloth which contractors had accumulated but had not been allowed to work up on account of the greater urgency for khaki clothing, and partly by requisitioning all stocks of Grade 3 standard cloth in the country and suits manufactured therefrom. The position is now much easier.

Another item of interest is cork helmets. The total number for which contracts were placed in 1918 was 669,075. This large figure is due to urgent demands received in February of that year. Many factories were unable to cope with the sudden rush, but with the consent of the Home Office, women in a factory at St. Albans worked on a night shift for six weeks. Production was so increased that all requirements were met and a reserve of 500,000 helmets was accumulated.

Reference was made in the last report to the great increase in production effected by the Directorate of Wool Textile Production at Bradford. The work of this branch was continued on the same scale during the period up to the Armistice, and the production for which it arranged was in many instances far in excess of the total pre-war output. During the war period over 250,000,000 yards of material, equivalent to 75 per cent. of the total output of the country, and including cloth, hosiery, blankets and flannel, were purchased yearly; and until hostilities ceased, the production of blankets in 1918 amounted to two-and-a-half times the pre-war output for a similar period.

Certain changes were made in the method of purchasing cotton goods during 1918. The industry as a whole was controlled by the Cotton Control Board set up by the Board of Trade, but the great increase in requirements of cotton goods compelled the Department to exercise a greater influence over the industry.

Until the end of 1917 these supplies were purchased by a business organization at a remuneration equivalent approximately to one-seventh of 1 per cent. on the net invoiced value of the goods bought. Owing, however, to the inability of the Department's agents to cope adequately with increased business placed with them, it was found advisable to set up in Manchester a branch of the War Office, the Cotton Textiles Office, which has since been responsible for the purchase of cotton goods for the Government. Under this organization the buying costs have been still further reduced; freight priority for cotton required for Government work has been arranged, and prices fixed for yarns used for Government textiles.

Another innovation was made during 1918 by the establishment of the Aircraft Fabric Department of the War Office at Manchester, which has been responsible for the supply, testing and distribution of "lighter-than-air" cotton fabric. Under the new system the available supply of aircraft fabric was materially increased, and arrangements were made which allowed of the execution of a greatly extended aircraft programme.

Throughout 1918 the position with regard to flax became more and more acute owing to the impossibility of securing supplies from Archangel. Rather less than one-third of the quantity purchased in 1917 was available, and the shortage resulted in an advance in price of approximately 30% per ton. It was, therefore, necessary to restrict the amount of flax used for threads, and the administration of the Thread Orders was undertaken by the Department in co-operation with the Flax Control Board, care being taken to ensure that efficient substitutes were available before the supply of flax was wholly cut off. By these means, it is estimated, quite 50 per cent. of the flax formerly used for linen thread was saved for aircraft purposes.

The cost of directly made purchases in leather and the raw materials necessary for its production was not decreased during 1918-19, and 14,750,000% has been expended in this connection. Nearly two tons of hides and tanning materials are required to produce one ton of leather, and in all about 360,000 tons of these raw materials were consumed during 1918. As only one-fourth of this quantity is produced in the United Kingdom, considerable restrictions on the use of leather have been necessary. Measures taken to meet this shortage are described elsewhere.

The Department's purchases of woodwork supplies during 1918-19 have been very extensive and are illustrated as follows:—

	£
Packing cases and crates	6,889,012 valued at 1,546,436
Tent pins	25,693,180 ,, 95,103
Handles and helves	7,630,000 ,, 355,570

With regard to the first of these supplies, it should be stated that contractors for Army food supplies are now provided with packing cases and crates by the Department, an arrangement which necessitates the supply of 150,000 crates weekly, and which in nine months effected a saving of 80,000%. The Department's efforts to organize the production of tool handles were so successful that the output of the trade was doubled within six months.

For use of the expedition to the Murman coast the Department arranged for the supply of 4,000 pairs of skis, 10,000 pairs of snow-shoes and 550 sledges.

Enormous purchases have been made from the metal industries during 1918, and the following figures illustrative of the Department's organization of two Midland trades which have been largely depleted of labour are striking. In the sheet metal trade the Department placed orders for 7,780,000 petrol cans, 3,782,000 water bottles, 169,000 camp kettles, 3,630,000 mess tins and 4,000,000 ration tins, to the total value of 1,807,500%. In the cutlery trade the Department's efforts to stimulate production,

of urgent supplies was similarly successful, and contracts were completed for 5,400,000 clasp knives, 9,600,000 knives and forks, 4,000,000 spoons and 3,640,000 razors, valued in all at 1,090,000*l.* After the Armistice, the abnormal demands for cutlery did not for various reasons decrease, and the Department was faced with a serious situation, due to the request of the trade to be allowed to concentrate on manufacture for export. In view of the necessity of capturing depleted foreign markets in which American and Japanese competition threatened to be keen, every possible step was taken to meet this request, and efforts were made to secure preferential treatment for the trade in the release of pivotal men.

In the tool industry, largely on account of the organization of firms for big production by the Department's technical officers in the provinces, the abnormal demands for tools of every kind, aggregating many millions of articles, have been met, together with huge demands from other Government departments and from the Allies. The supply of over 5,500,000 entrenching tools, requiring more than 13,000 tons of steel, has been arranged.

The paramount importance attached to the provision of trench defence supplies has been fully appreciated, and no effort has been spared to meet demands in this connection. 565,000 miles (103,800 tons) of barbed wire and over 9,000,000 wire entanglement posts have been purchased during the year.

The extraordinary development of aerial photography and its allied branches has necessitated the organization of the photographic trade beyond anticipated requirements. In addition to arranging supplies of aerial mechanical cameras and camera guns, the department has purchased over 3,000,000 plates and 72,000,000 sheets of cut photographic paper for the Royal Air Force, while 15,000,000 feet of film are purchased annually for cinematographic instruction purposes.

It is gratifying to be able to record that in the metal and woodware trades, although military requirements have been so enormous, due partly to the reverses of November, 1917, and March, 1918, manufacturers and the Department have by mutual arrangement been able generally to maintain an adequate supply for all needs. Constant attention has been given to the question of simplification of specifications, and more particularly the adoption of trade patterns, wherever possible, has allowed of fuller organization of the industries and largely increased output. A further result from these measures has been that the transfer from war to peace-time production has been greatly facilitated, and certain stocks which might otherwise have been left on the manufacturers' or the Department's hands have become immediately available for the civil market.

Purchases of food supplies during the last financial year have again been enormous, and of the items contributing to the total expenditure special reference may be made to biscuits, of which 129,204,000 lb. were bought, at a cost of 3,394,000*l.*; margarine, 52,203,000 lb., at 3,163,000*l.*; sugar, 167,234,000 lb., at 2,281,000*l.*; meat and vegetable rations, 38,262,000 tins, at 2,190,000*l.*; and 168,745,000 rations of preserved meat at 8,916,000*l.*; 14,409,000 lbs. of tobacco and cigarettes have been supplied at a cost of 2,765,000*l.*; of this item two-thirds were cigarettes and one-third tobacco.

Much has been done to facilitate the purchase of Army food supplies by the appointment of liaison officers between this Department and the Ministry of Food as stated in the last report. The continuance of this arrangement has proved most satisfactory to both departments.

OPERATIONS IN RAW MATERIALS.

Purchasing operations.

Wool.—The control by the Department of essential raw materials was maintained without any substantial alteration in principle. Until the Armistice the Department's schemes for the control of the Imperial wool clip were maintained on the same basis as in former years. The British wool clip was purchased direct from the farmer, and agreements were made with the Australian and New Zealand Governments whereby the whole of the Australasian wool which was not required for the home mills was to be shipped to Great Britain, during the war period and one wool year thereafter. East Indian wool was allowed by the Indian Government to be exported to this country only, and was disposed of at auction sales at fixed prices against rationing certificates. As in 1917, the Department continued to have all tops combed on its account and also arranged for the scouring and blending of wool on commission.

The total expenditure by the Department on wool during the year 1918 amounted to approximately 92,000,000*l.*

Leather.—Among the measures necessitated by the wide control of leather supplies, it has been necessary to continue the organization of imports of all tanning materials required for the conversion of hides into leather, and over 1,000,000*l.* was spent in this connection during 1918. Complete control of hides, both native and imported, has been continued, and owing to the abnormal rise in the cost of certain types of uncontrolled leathers suitable for civilian purposes on account of the strict control of leathers fitted for military use, the Department found it necessary to control the former also; thus control was, for instance, exercised over leather made from calfskins and horsehides. The importation of hides was also watched and regulated, and arrangements made for the reasonable distribution of these supplies among the Allies. 350,000 tanned kips were imported from India monthly to a total value of 4,000,000*l.* during the years 1917-18, while the quantity of East Indian raw kips purchased for the Department by a Buying Committee in Calcutta, totalled 1,300,000, valued at approximately 750,000*l.*

Fibre.—In the matter of fibre raw materials, the Department has continued to be responsible for the purchase of Manila hemp and Maquey fibre, and the prices of these fibres, as well as of New Zealand, St. Helena and Sisal hemp remained fixed by Order. The existing arrangements for the purchase of jute also remained unchanged.

Officers' clothing scheme.—The working of the officers' clothing scheme, the inception of which was commented upon in the last report, was fully maintained during the war period of 1918. Lists of all firms engaged in the manufacture, merchandising and making up of cloths suitable for officers' clothing were compiled, and up to November, 1918, 105 manufacturers, 184 woollen merchants and approximately 4,000 tailors were thus registered on the authorized list. Those firms who were willing to co-operate signed an undertaking to observe certain conditions laid down by the Department, which in the case of tailors, included the Fair Wages Clause. Only five firms were registered in a dual capacity, and these were cases where the Department was satisfied that separate manufacturing and merchandising establishments were maintained. Wholesale clothiers were included in the category of tailors, and bought under the same terms.

Yarn was issued at fixed Government prices to the manufacturer, who was required to utilize it only for the fulfilment of the merchant's order specified in his application. Prices of all sales from mill to wearer were fixed on a flat rate basis, and both manufacturers and merchants were required to furnish monthly lists of all sales.

It was possible under this scheme to give officers the choice of 16 priority A. cloths. The selling prices of garments made from each of these were so fixed as to allow of the best class firms in the West End contributing their share to the output of officers' clothing, and though the rates were not excessive, it was found that over 85 per cent. of the registered tailors were selling below the maximum rates.

During 1918 the scheme was extended to include the control of officers' caps, with the result that whereas prices had previously ranged from 18*s.* 6*d.* to 30*s.*, it was found possible to produce a good quality cap at a standard price of 15*s.* Further control of officers' badges and buttons was undertaken. The cost of these articles, which had risen enormously previous to the fixing of prices by the Department, was decreased in some instances by over 75 per cent.

On the cessation of hostilities, a considerable reduction in demands allowed the withdrawal of the control effected by these several schemes at the end of November last.

Measures necessitated by Tonnage Situation.

Wool.—During 1917, the shortage of tonnage had rendered the position of wool stocks sufficiently acute to necessitate the setting up of a system of rationing to distribute equitably any surplus wool that the Army Council could release over and above the amount required for military and naval Allied contracts. During 1918, and especially as a result of the entire stoppage of shipments during February, stocks declined rapidly, and considerable reductions were made on the amounts available for civilian trade during the successive rationing periods. The greatest difficulty was experienced in regard to combing wools, and it was feared at one time that unemployment would result from the curtailment of the Department's combing programme. A scheme was accordingly put into operation to provide for unemployment benefit in the combing trade, and a general scheme for the whole industry was formulated in addition. As a result, however, of the Armistice and the out-of-work donation, this scheme is at present suspended. As far as stocks are concerned, the lowest figure on record during Government control was shown by the December census. Large shipments were,

however, arranged at the beginning of the year, with the result that instead of being unable to open the London auctions till the end of June, as was first feared, it was found possible to bring together wool for re-opening them in April.

Fibres.—The question of supply of various fibres used in War Office contracts was one of increasing difficulty owing to the shortage of freight, but, generally speaking, military demands were met, and a certain surplus remained in the civilian market whereby manufacturers were enabled to keep together their business connections.

The difficulty was, however, severely felt in the jute trade where for several months it was necessary to limit the consumption of raw fibre to the equivalent of a 40-hours' working week. The position was somewhat eased in September last, and restrictions on future consumption became unnecessary.

Prices of all fibres as well as of Raffia, stocks of which were sufficient to meet military demands without further purchase, continued to be controlled until some months after the Armistice, but arrangements were made for their release from control during the months of March and April, 1919, and steps have already been taken to liquidate Government stocks in hand.

Leather.—The shipping situation and the exigencies of foreign exchange made the strictest economy in leathers and raw materials for their production essential. The Departmental Leather Control Board therefore took practical measures under the Defence of the Realm Act and otherwise to ensure the elimination of waste and the most advantageous use of profitable material.

In this connection new methods of repairing Army boots have been adopted, involving a saving of about 55,000*l.* weekly. Four feet of upper leather are required for a pair of Army boots, and economies in material resulting from this scheme allowed the Department to build up satisfactory reserves, and even to undertake the supply of large quantities for the American Army. Further measures included a prohibition of the manufacture of women's boots with uppers exceeding 7 inches in length, and the wide circulation of posters in civilian workshops urging economy in the use of leather for boot repairs.

The most important measure to counteract the shortage of shipping was, however, the adoption on 1st April, 1918, of a Certificate Scheme, under which the supply of raw materials allocated to manufacturers of leather goods was strictly rationed. That part of the leather supplied under certificate which was unsuitable for Army purposes was also to be disposed of according to the Department's instructions only.

The War-time Boot Scheme, which was instituted late in 1917 in order to provide efficient footwear at reasonable prices to civilians, proved very satisfactory. Suitable leather was purchased at favourable prices in the United States of America, and goatskins were requisitioned and tanned on commission into glacé kid for the higher grade boots. 20,000,000 pairs have been manufactured in all, including 14,319,823 pairs made in 1918, and the output and demand are still steadily increasing.

Co-operation in the purchase of River Plate hides for Army sole leather was arranged with the United States and France, and the prices to be paid by these countries were fixed. Arrangements were also made for supplying Italy with upper leathers direct from India.

As a result of negotiations arising out of the activities of the Allied Transport Maritime Council an International Agreement was drawn up a week before the Armistice between the United States, France, Italy and the United Kingdom; this provided for co-operative purchase of hides at fixed prices, the proper allocation of raw materials and freight among the signatories and the appointment of an International Executive to meet in Washington in order to secure the efficient working of the scheme. This executive, however, never met, as the United States held that the altered conditions after the Armistice removed the necessity for such co-operation.

In so far as freight accommodation allowed the resources of the British Empire have been fully utilized. Tanning bark and extract have been obtained for British manufacturers from South Africa at fixed prices arranged between the two countries, while the tanning of upper leather in India has been so developed to meet this country's requirements that it is hoped that the industry is now established on a sufficiently firm basis to prevent a return to the old conditions whereby the majority of Indian hides were exported untanned to enemy countries.

SHORTAGE OF MATERIAL AND MEASURES TAKEN IN CONSEQUENCE.

The shortage of material suitable for war purposes has necessitated continued watchfulness over the distribution of available supplies and the provision of substitutes wherever possible.

Food containers.—In 1917 the Department after extensive experiments found and perfected a suitable substitute for tins for the packing of Army food supplies. Many factors had contributed to the shortage of tinplate, not least among which was the industrial unrest in South Wales. The trade fully co-operated in the scheme, and as a result the Department purchased in 1918 over 200,000,000 containers; this, it is estimated, resulted in a direct saving of not less than 16,000 tons of steel plate which was desperately needed for more essential purposes.

These measures, together with measures taken by the National Salvage Council for the re-utilization of spoilt tins, have effected a considerable increase in the available supply of metal containers for purposes for which the pulp container is unsatisfactory.

The cardboard container has also been adopted with complete success for the packing of supplies for civilian use, such as syrup. Measures to effect this substitution have been undertaken by arrangement with the Ministry of Food.

Packing cases, &c.—Exhaustive inquiries have also been undertaken by the Department into the practicability of dispensing with wooden cases and crates for the packing of certain supplies. Where it has been impossible to effect this, less expensive patterns have been adopted, which it is estimated resulted during the 9 months previous to the Armistice in a saving of over 26,000*l.*

Soap.—The shortage of oils and fats necessitated drastic reductions in the allowances available for soap manufacture, and steps had to be taken to simplify requirements. By arrangement therefore with other departments, and after consultation with the trade, a common specification was adopted, and the supply of soap from such materials as were available was greatly facilitated by these means. During the few months that the scheme has been in operation over 13,500,000 lb. of hard soap have been purchased for War Department use, exclusive of large quantities of different kinds for other services.

LIQUIDATION OF CONTRACTS AND MEASURES TAKEN TO ASSIST INDUSTRIAL RECONSTRUCTION.

Food supplies, &c.—At the time of the Armistice the Department had been purchasing 7,000,000 tins of pork and beans a month in United States of America and a large quantity was outstanding. On account of the lack of tonnage facilities, and of the accumulated stocks in France and this country, storage was arranged temporarily in United States of America, but stocks are now being forwarded. As an alternative to supplies from America, rations were obtained from British packers, and of these 261,000 rations of beef and beans or pork and beans, valued at 8,500*l.*, were cancelled. No further contracts for preserved meat were placed and open contracts were curtailed to the following extent:—

	lb.	f.o.b. value. £
Definite quantities	9,628,920	537,706
Monthly quantities from and including March, 1919		
(one firm)	6,000,000	325,231
Monthly quantities from and including April, 1919		
(one firm)	3,420,000	184,875

Surplus stocks of the above supplies are being disposed of to occupied areas.

The average value of meat and vegetable rations purchased during the three months ended 30th November, 1918, was 140,000*l.* weekly; and approximately 2½ million rations were cancelled, equal in value to a week's supply.

All supplies from biscuit manufacturers were stopped on 20th November last to the value of approximately 54,000*l.* per week. In addition undelivered quantities valued at about 60,000*l.* were cancelled.

The large stocks of rum on hand at the cessation of hostilities permitted of the Department selling to the trade 893,195 proof gallons at an approximate profit of 190,000*l.*

Tea had been purchased for the Department by the Ministry of Food and it was found possible to transfer to that Department over 12 million pounds weight to the value of 353,202*l.*

In November, 1918, the shipping programme allowed of the import of 93,100 tons of oats per month for use in the United Kingdom, France and Italy. Supplies were reduced, as occasion allowed, until on 10th March last shipments to France amounted to 25,000 tons and to Italy 900 tons monthly; supplies to this country had ceased in

January. These reductions allowed of the release of five ships for other purposes, while the more rapid demobilization of Army horses, permitted further concessions in the release of tonnage. Sufficient stocks are now held in this country and France to cover requirements until September when purchases of Army oats will, in accordance with War Cabinet instructions, be made from home supplies.

On 11th November the quantity of flour shipped to France, Italy, Salonica and Egypt was 35,790 tons per month. Quantities have generally been reduced and the programme of shipments is now:—

France—					
May	7,500 tons.
June	6,600 „
July	6,300 „
Rotterdam	2,500 „
Italy	350 „
Black Sea	2,100 „
Egypt	7,500 „

Supplies of condensed milk shipped from America direct to the theatres of war were terminated by 9 months' notice as from 30th June, 1918, in anticipation of the termination of the war, and delivery of the balance has been spread out to 31st December next. Similar slowing down of deliveries of jam due in October last, together with surplus quantities becoming available from the Eastern war zones, and further contracts for 7,000,000 lb. of marmalade will cover requirements until the present year's fruit crop is gathered.

Steps were also taken towards cancelling quantities of foundry and gas coke not needed by the various Ordnance factories. Arrangements were made with the Coal Controller by Waltham and Woolwich for the diversion of surplus supplies or the diminution of reserves of steam coal.

None of the contracts for food and forage supplies contained the Break Clause, and in view of the universal utility of the supplies and the world shortage of food, no steps have been needed to facilitate transference to peace-time production.

Local Contracts.—Little change has as yet been effected in the administration of local contracts since the Armistice. Many of the products, *e.g.*, meat, bread, forage and hospital food supplies, which in peace time were purchased locally, have during the war been purchased by a central authority, and only gradually will it be possible to revert to the former practice. In the same way contracts for "services" have on the whole remained steady, though contracts for gas and water supplies have been slightly diminished. The ability to terminate these local contracts at short notice has obviated the necessity for a Break Clause; and the effect of the demobilization of troops is generally to decrease the volume of work under the contract rather than to allow of its complete cancellation.

Medical and surgical dressings.—During the four weeks previous to the Armistice a special scrutiny was held of all fresh demands put forward. On the 9th November last manufacturers of surgical dressings, who had been previously warned that outstanding quantities might not be required, were notified that production should cease forthwith, and were requested to furnish full particulars concerning stock in hand or commitments and the amount of undelivered quantities under contract which could be cancelled.

A small minority of these contracts were subject to the Break Clause, and in the few cases where it was applied, payments on claims were generally less than those to which contractors were entitled under the clause. Thus, as a result of the cancellation of contracts to the value of 96,594*l.*, only 3,670*l.* has been awarded as compensation, although a few claims are as yet undecided.

Of yearly contracts placed during the war for groups of items of surgical or medical supplies, the majority have now lapsed, and by 1st July next the only contract still current will be that for the supply of medicines for the Army Veterinary and Army Medical Departments.

No special steps have been required in order to place contractors again on a peace footing.

Clothing, &c.—On the cessation of hostilities steps were at once taken wherever possible to reduce contracts for clothing. Not only were almost all these contracts terminable at four weeks notice, but an additional proviso allowed of the immediate cessation of cutting in cases where Government materials were supplied. Immediate advantage was taken of this in the case of articles of which large stocks were held, in

particular in the officers' and khaki drill sections. The labour situation of each firm was considered; reductions of contracts were made progressive, and contractors were allowed to spread the month's deliveries over a period of eight weeks at their discretion. To some extent, where firms were unable to revert to civilian work at once, the reduction of khaki clothing contracts was compensated for by the increased demands for discharged soldiers' clothing, though stocks of suitable cloth were small; preference was as far as possible given to purely war firms in the matter of cancellations.

In few cases only was the Break Clause applied, as it was found more economical to close contracts by giving the usual notice of termination. Few claims for compensation were, therefore, received.

The liquidation of clothing contracts presented little difficulty, as the situation had been thoroughly considered beforehand by the Department in consultation with the Advisory Committees in the Clothing and Shirt Trades.

The only serious difficulty experienced in assisting manufacturers to revert to their peace-time trade was in the Hebden Bridge district, which had been exclusively engaged on corduroy and other cotton clothing. Military demands ceased abruptly, and manufacturers held no stocks of material for private trade. An attempt was therefore made to secure cloth for them through the Cotton Textiles Office, but as the manufacturers were not prepared to pay the current Government prices, it met with but little success.

All the principal Government departments were asked to refer to this Department before making clothing and similar purchases, in order not only to utilize surplus Army stocks, but also to leave manufacturers free as far as possible to revive their private trade.

Wool.—English wool merchants working on behalf of the Department were prepared, after the 1918 clip was exhausted, to purchase the present year's clip on their own account. The Department continued to give out wool to topmakers, blenders, carbonisers and scourers to work up on a commission basis until the 31st May, and work on Government account will be completed during June. The manipulation of wool on private account has, however, been permitted since March last, and firms have been enabled to resume their normal trade without difficulty. A general fear is now expressed that, so far from a shortage of work, firms will have more orders than they can satisfactorily execute for some time to come.

Woollen textiles.—As soon as the Armistice was signed, the Royal Army Clothing Department cancelled various demands for cloths, flannel, &c., which necessitated contracts being wholly cancelled or reduced. This was done in all cases possible, care being taken to avoid hardship and unemployment. The amount of work involved in this cancellation or reduction of requirements was very considerable. The placing of all fresh contracts is now being done in London, the staff remaining in Bradford being engaged on fixing up final prices in connection with some 1,750 interim price contracts, and approximately 4,000 other contracts which require attention under the Wages Clause.

Many manufacturers have been concerned about surpluses which they require the Department to accept. On the other hand, the Royal Army Clothing Department have ample stocks, and a judicious and tactful handling of the cases is essential, especially in view of the fact that the trade is aware of the Department's practice, which was to allow a margin of 5 per cent. to be delivered over and above the actual quantity ordered.

The Break Clause has been put into operation only in the few cases where no other course has been possible. The total value of claims for compensation which have been met by the Department has not exceeded 3,000*l.*

It has been found possible to reduce the Department's liability to manufacturers by 5,300,000*l.*, which sum represents the value of contracts cancelled partially or wholly.

Cotton Textiles and Equipment.—Contracts for cotton textiles and equipment have in some cases been placed to meet requirements 9 months ahead. A general revision of the contract situation was, therefore, essential after the Armistice, in view of the restricted demands, and this involved a great increase in work on the part of the Department.

The cotton textiles contracts contained the Break Clause, but after careful consideration it was decided that greater economy would result from fixing a period to the contracts by mutual agreement between manufacturers and the Department than from exercising the arbitrary powers granted under the clause. By means of negotiation the Department was enabled to avoid the acceptance of large quantities of fabrics which were in arrears, and the enormous reductions in supplies which resulted fully justified the action taken. Negotiations were undertaken by the Cotton Textiles Office at

Manchester, and the results were confirmed from headquarters. By these means orders for 5,000,000 lbs. of cotton yarn were cancelled without payment of compensation.

In trades supplying made up articles, such as nose-bags, covers, haversacks, and rubber goods, notice of termination was given under the Break Clause. Difficulty was, however, experienced in some cases on account of the quantity of arrears. In many cases of made up goods of this kind, it was found advisable to limit the contract quantities to those already delivered, and to negotiate with the manufacturer concerning the amount of compensation to be paid. This method of liquidation often proved lengthy, and in some cases required prolonged investigation by Costings Accountants before final settlement was reached.

As the cotton trade was not controlled, except in the matter of yarn prices, no special steps were required towards reconstruction. The control prices of yarn were arranged between the Trade and the Government, and were renewable every 3 months; when, therefore, the agreement came up for revision the first time after the Armistice, the arrangement was dropped. Practically the whole of the outstanding balances in the jute trade were cancelled, manufacturers being able to turn forthwith to civilian orders, and though a little more difficulty was experienced in restricting production of flax goods on Government account, yet, as in the jute trade, compensation was not found necessary. Manufacturers of indiarubber goods of all descriptions had great quantities of civilian orders unfulfilled, and were glad to be released from their contractual obligations without recompense.

Leather—After the Armistice no further arrangements were made to secure supplies of East India tanned kips, raw hides, sheepskins or goatskins. In none of these cases was it found necessary to utilize the Break Clause. The 3 months' notice of cancellation necessary in connection with the purchase of India kips was given by the Indian Government to the Indian tanners; arrangements with them thereby terminate on 30th June. Surplus stocks of both rough and dressed leathers and of raw hides are being disposed of through pre-war trade channels. The dressing of all raw woolled skins on Government account was immediately stopped on the cessation of hostilities; contracts for raw goatskins are now practically all completed, and negotiations are in progress for the sale of raw stocks to tanners who are operating freely in their civilian trade.

On account of the shortage of upper leathers, and the high price of boots, steps were taken to effect purchases of these materials in America with Treasury sanction to the amount of approximately 4,000,000*l.* These are being allocated direct to boot manufacturers with the least possible delay. Such stocks of these leathers as are already in the country are being realized at good prices through the regular trade channels and will be used for civilian purposes. Surplus stocks of sole leather are being disposed of in the same manner.

No further contracts for tanning materials were placed after the Armistice. Contracts for 500 tons of chestnut extract and 50 tons of hemlock placed in the United States were cancelled. All other contracts are already completed or on the point of completion, the outstanding amounts being about 650 tons liquid 25 per cent. chestnut and 25 tons powdered hemlock. Importers are now allowed to deal freely in all tanning extracts, except American chestnut, purchases of which were allowed only on licences granted by the Department. It is, however, anticipated that all restrictions on these supplies will be removed very shortly.

Saddlery, harness and leather goods.—For some weeks previous to the Armistice, purchases of saddlery, harness, and general leather goods had been small and unimportant, and ceased almost wholly from that date. In the main the supplies purchased were similar to those made in peace time by the trades concerned, and manufacturers were quite prepared to turn immediately to private trade. In the majority of cases no compensation was claimed on account of the cancellation or gradual reductions of contracts, and where compensation was granted the amounts were always less than those to which firms would have been entitled under the Break Clause.

Gloves.—Within a week of the Armistice 1 month's notice was given to terminate contracts for three of the principal kinds of gloves. Contracts for motor cyclists' gloves had already been terminated before the cessation of hostilities as sufficient reserves had been accumulated. About the same time steps were taken to cancel orders for aviators' gauntlets, which had been important supplies, the necessary notice in this case being 2 months.

In the case of sheepskin fingerless gloves, a circular was issued to the trade requesting that, where possible, no more skins should be cut up, and giving notice of

termination after 1 month. Letters were also issued to the makers of anti-gas gloves instructing them to stop manufacture.

Firms on anti-gas and fingerless gloves were anxious to return to their private trade at the earliest moment, while in the case of the higher class gloves, makers were enabled on account of the one month's notice to deliver all goods in process of manufacture and simultaneously to arrange for a transition to peace-time production, save in the very few instances where requirements still continued, and there was therefore no necessity of using the Break Clause in this connection.

The only claims received were those on account of tape used in fingerless and anti-gas gloves, and on account of basils to be specially dressed for the latter of these supplies. The amounts claimed were small.

The marked shortage of gloves for civilian use prevented any unemployment in the trade, which was glad to revert to civilian work.

Repair materials and grindery.—Ten days after the Armistice notice was given to cancel all orders which were on a requisition basis. As, however, the Department still required certain quantities, the Break Clause was not put into operation; and as the Department's requirements necessitated little change from peace-time production, no claims for compensation were received. Some difficulty was experienced in assisting the manufacturers of half soles to continue their businesses. The manufacture of half soles was almost unknown in this country before the war, and the industry had been extended by the Department's efforts to very large dimensions. It therefore became necessary to adjust carefully the actual termination of contracts. Quantities due on 1st January last were reviewed, and while in some cases extra quantities were ordered, in others firms were allowed to slow-time deliveries until 31st March. As, however, at that date large reserves had been accumulated, the Department could not render further assistance. The majority of the firms established businesses in the boot trade, but in the case of the largest firm, unemployment undoubtedly resulted. As a temporary measure, therefore, the Department supported the manufacturer's application for a quantity of offal in the hands of the Ministry of Munitions Disposal Board pending arrangements for the sale of the factory to a combination of boot manufacturers.

One month's notice was given to terminate contracts for hobs and studs a week before the Armistice; though firms were given permission to reduce their rates of delivery, few availed themselves of the offer, as they were able to turn immediately to civilian trade. It was found necessary about the middle of December to place a fresh requisition for tips and tip nails, and thus the Department was able to provide work for those firms which were principally dependent on the trade. Before the Armistice the Department had reduced its orders of rivets by one half in order to allow of supplies being available for repairers. The moiety was required without reduction until the end of January, and up to the present date orders have been reduced by only one-third.

The hobnail and rivet trades have been very fully employed since they were allowed to revert to private trade, and are only now approaching a position in which they will be able to satisfy civilian demands. In no case was the Break Clause applied, and no compensation claims have been received.

Boots, &c.—The Armistice had practically no effect for some time on army boot and shoe requisitions. As from 1st January, however, cadets' boot orders were reduced from 1,450 pairs weekly to 700 pairs, and did not terminate until 10th April, while officers' boot orders were not reduced till 9th March or terminated till 18th May. The supply of 15,500 pairs of canvas shoes was reduced in January by 50 per cent. and terminated on 15th March.

The principal army boot (that known as the B. 5), has been ordered in the same quantities as before the Armistice. Although large reserves had been built up, they were greatly depleted to meet the increased needs of the American Army, and any surplus quantities received were set aside to build up these reserves again. Indeed, some months after the Armistice, stocks reached their lowest point, both on account of the refitting of the British Army and of the necessity for equipping the Russian forces. In March last arrangements were made with the trade to complete the requisition, providing that final deliveries of about 1,600,000 pairs were made by 30th June. A quantity of 100,000 pairs which would then be outstanding will be delivered during July.

In the case of high-class boots like officers' boots, firms have been only too glad to revert to civil trade in view of the high prices obtaining, and the same attitude is shown with regard to the near completion of the heavier boot requisitions. In the latter case the final quantities have been known so long that the majority of firms have been able to complete their plans. Some 40 firms are desirous of continuing Government orders, but it is impossible to meet their wishes in this respect. They are now turning to

civilian orders, and are taking steps to pledge their production to their customers for a period of 6 months. Firms in the district of Raunds, however, which were wholly devoted to the manufacture of hand-sewn army boots before the war, present a greater difficulty, and it is probable that special provision will have to be made for them. It has already been found necessary to place orders for 50,000 pairs in the district, although the boots supplied are considered inferior in quality to those obtained elsewhere.

In August last large orders for 240,000 pairs of rubber boots placed with one firm, and 10,000 pairs with another, were in an early stage of work. The cotton materials, which were half in store and half in course of manufacture, were purchased by the Department. It was agreed with both firms that supplies should cease at the earliest possible date, and as a result only about one week's supply in each case was delivered after the Armistice. The agreement was in effect an application of the Break Clause, but by delaying the completion of boots already in hand, firms were enabled to turn over without much difficulty. Civilian orders in great quantities were awaiting execution, and firms transferred to civilian trade with remarkable ease.

A large claim has, however, been received from one firm for loss on sale of cloth for trench boots, as the boots have no market in this country; and claims have also been made by the cloth manufacturers who were unwilling to have their contracts wholly cancelled.

Metal, Woodworking, Paint and Allied trades.—Preliminary action with regard to these trades had been taken shortly before the Armistice by the review and suspension of many demands in action, and the issue of instructions to contractors to restrict consumption of material to that requisite for current needs.

Immediately after the Armistice all demands in action as well as running contracts and fixed quantity contracts where uncompleted portions were considerable, were referred to the demanding branch for review. It was possible by these means to suspend the operation of contracts, *e.g.*, for camouflage paint where deliveries were required at an early date.

The fall in the weekly value of running contracts placed with these industries, and the savings effected are strikingly illustrated as follows:—

					£
30th November, 1918	425,269
28th December, 1918	333,330
29th March, 1919	117,187
31st May, 1919	69,255

At the date of the Armistice, the total number of contracts placed in these trades by the Department was approximately 5,000. Four months later the figure had fallen to 932; while at the end of May last only 634 such contracts remained open.

In some directions however, though new demands were few, and were partly fulfilled from surplus stores already in the country, the work of the Department was increased, as a result of the cessation of the activities of other Departments. A notable instance of this is the winding up of the Petroleum Pool Board which had undertaken during the war the handling of the Department's stocks of petrol in this country.

The Break Clause was included in few of the contracts placed for articles of this description. Negotiation was in every way preferable, and special care had to be taken to mitigate as far as possible the unemployment which was bound to result from an abrupt termination of contract work. The majority of these orders were either running contracts terminable at short notice, or for delivery over periods not greater than three months. Where however the Break Clause was applied, its operation presented no special difficulties.

Since the Armistice 1,070 contracts to a total value of 883,222*l.*, and 517 running contracts of a weekly value of 223,470*l.* have been cancelled up to date. On this account approximately 48,655*l.* has been paid in compensation. Manufacturers generally, however, have been ready to release the Department from taking over unwanted balances of deliveries, and where this has been impracticable a noteworthy spirit of concession has been displayed by contractors with regard to compensation claims.

Compensation for cancellation of contracts placed on behalf of the United States Government was fixed on the same basis as for War Department contracts; but as in many instances deliveries on the former class of contracts were considerably overdue at the time of the Armistice, delivery instructions having been delayed after completion of

the balances, the average percentage of compensation payable was higher than in the case of our own contracts, as is illustrated by the following figures for paint supplies :—

Contracts cancelled.		Value.	Compensation paid.	
		£	£	
W.D.—29 continuity contracts	...	14,820 monthly	...	—
38 fixed quantity	59,969 total	...	731
U.S.A.—21 fixed quantity	7,969 total	...	722

Though in practice it has been found difficult to refuse compensation on account of arrears in delivery due to shortage of labour and raw materials, it has in numerous instances been found practicable to accept supplies where consumption is possible within a reasonable time. In other cases the fact that in the main it has been possible to meet the war time demands for supplies of this nature by the purchase of articles of commercial pattern has obviated the necessity of special measures for reconstruction. Thus it was ascertained that jam manufacturers were in need of large quantities of packing cases, and they were supplied with the names of case manufacturers who had contracted with the Department.

BUILDING AND BUILDING MATERIALS.

After the Armistice all outstanding demands and contracts were reviewed and restricted to the minimum; in certain cases new demands, which have been extremely small, have been fulfilled from surplus stocks.

As most of the contracts requiring cancellation were terminable at short notice the Break Clause was utilized to a very small extent. The Clause had been included in a number of Building Works Contracts, and cancellations were effected on this basis without difficulty.

About 200 orders were terminated by notice or cancelled, and where immediate cancellations were made negotiations were generally carried through without any claim being put forward for compensation. The principal contracts which were allowed to run on were those for partly completed hospitals and east coast defence works which formed part of a permanent scheme.

No difficulty was experienced in the case of controlled materials such as cement, roofing felt, asbestos sheeting and tiles. The general shortage of cement made the disposal of outstanding quantities easy, and the removal of the control of roofing felt, which was based on contract by negotiation, was effected by notice of termination and the substitution of running contracts without commitment as to quantity. Similar action was taken with regard to asbestos-cement sheeting.

The difficulties which might have been experienced in placing firms on a peace footing have been largely removed by the Government Housing Scheme, the supply of materials for which has been entrusted to the Department. Most of the building trades had been hard hit by the war, and in the brick, slate and stone industries particularly, production had been reduced to an almost negligible quantity. The output of the cement industry had been greatly stimulated for war purposes, and the effect of this is being felt in the transference of the industry to a peace basis.

The above remarks apply to a smaller extent to the brick-making industry. During the latter part of the war bricks had to be substituted for timber in the aviation and other military building programmes. Though there were over 2,000 brickyards in the country with a maximum peace-time output of 6,000 million bricks per annum, the war output was reduced to one-sixtieth of that amount. Steps are, however, being taken to provide technical experts and facilities for labour, plant and fuel, and in addition financial assistance is being rendered by means of the purchase of output as produced, and the payment of 90 per cent. on account pending delivery for the Housing Schemes. Similar steps are being taken to assist the slate-quarrying and to a lesser extent the stone-quarrying industry. It is anticipated that local enterprise, assisted by the new Housing Schemes, will in most cases be capable of restoring the minor industries.

In the sections of the metal industries subsidiary to the building trade, it has been found expedient to negotiate with the principal trade associations in order to regulate and standardize output; strict control of prices has been arranged by mutual consent, and the chaotic and uneconomical production which would have resulted from unrestricted private enterprise has been thereby avoided.

ECONOMIES IN PURCHASE.

7. Considerable economies in prices paid have been effected through investigations made by the Costings Branch under Mr. N. E. Waterhouse, Director of Costings. Under his direction, work has been allocated to sub-sections composed of three or more Investigators in such a manner as to ensure their specialising in particular trades, such as woollen textiles, hosiery, leather and clothing, and dealing with these trades at the centre of the industry in each case.

Besides the general survey work of certain sub-sections in connection with the revision of flat rates and claims under wages awards of the Ministry of Labour and Ministry of Munitions, some 15,000 contracts have been submitted to the Branch, of which about 11,000 have been investigated at the contractor's premises; the remaining 4,000 have been examined at Headquarters, and recommendations have been made in these cases based on data acquired by means of previous investigations.

In regard to certain kinds of purchases such as the following, it is almost impossible to give any figures which would indicate the money values of the economies obtained, though it may be that costings investigations have been a most important factor in the fixing of prices.

- (1.) Purchases under running contracts, where the quantities to be supplied are not fixed but fluctuate according to the current requirements of the Department, *e.g.*, bricks.
- (2.) Articles purchased under requisition orders, the prices for which are assessed on a costings basis, without the submission of a quotation by the manufacturer.

Neither can it be readily ascertained how far the system of costings investigations has acted as a deterrent to extravagant tendering, although it is reasonable to assume that further reductions in prices have been obtained indirectly by this means. Moreover, in the case of certain supplies which are widely purchased by Government Departments, the savings effected by costings investigations on War Office contracts has resulted in other Government Departments being supplied, often in much larger quantities, on similarly advantageous terms. Only such savings, however, are recorded as apply to War Office purchases.

The following figures will, however, give some idea of the economies which are estimated to have been effected on certain classes of articles up to 31st March, 1919:—

	£
General Stores	4,232,000
Foodstuffs	4,475,000
Building Materials	330,000
Clothing (from April, 1918)	251,000
Medical Stores	429,000
Wool Textiles... ..	1,472,000
Tanning and Leather Goods... ..	4,187,000
Cotton and Jute Goods, &c.... ..	1,045,000

making a total saving of 16,421,000*l.* This figure is, however, exclusive of savings resulting from recommendations concerning changes in specifications.

The economies effected by the technical costings sections at the Cotton Textiles Office at Manchester, and the Jute and Flax Offices at Dundee, are not included in this statement, as these sections, though they work in conjunction with the Director of Costings, report to the purchasing section concerned.

It should be mentioned that the expenses of the Costings Branch, including travelling expenses, salaries, &c., are computed at less than one-third per cent. of the estimated savings.

LABOUR PROBLEMS.

The labour problems with which the Department has had to deal fall under two main heads. The first comprises questions concerning the maintenance of a minimum supply of labour sufficient to ensure the timely completion of War Office contract work; the second, questions relating to wages and to the conditions of employment under which such work is carried out.

Labour Supply.—The fact that the Department has during the war absorbed the output of established industries, and has not, like the Ministry of Munitions, been

compelled to create new industries, has largely obviated the necessity for extensive measures to increase the labour supply in those trades. On the other hand, the urgent demands for men put forward by the military authorities in the early months of the war necessitated increased watchfulness to prevent the removal of essential men from Army contract work.

During the last year of the war, many of the younger operatives whose services, as in the jute and boot trades, were indispensable, became liable for military service under the Decertification Orders of the Ministry of National Service, or on account of the general lowering of age limits at the time of the revision of the Certified Occupations list in September, 1918, and it was found that the method of securing their exemption by means of correspondence from Headquarters was inadequate.

Accordingly five regional representatives were appointed to negotiate locally with the eleven regional officers of the National Service Ministry. This system, which continued until the time of the Armistice, not only greatly expedited the performance of the work, but also enabled the Department to furnish the National Service Ministry with fuller information concerning the trades in which it was interested. These officers also acted in liaison with the Divisional Officers of the Ministry of Labour, and secured for the Department a fair share of such unemployed labour as was suitable for Army contract work.

After the cessation of hostilities the Divisional Representatives, as they were re-named, acted in conjunction with the Ministry of Labour Divisional Officers in order to obviate distress caused by possible ill-advised cancellation or reduction of Army contract work in districts where unemployment was, or was likely to become, acute. Particulars of all proposed cancellations of contracts were submitted to the Divisional Officers, and on representations from them the various purchasing sections of the Department were consulted with a view to the placing of fresh contracts or the prolongation of existing orders to find employment for displaced labour. It was, however, generally found that difficulty did not arise from the cancellation of War Office contracts to anything like the same extent as from the numerous discharges of unskilled women workers on munitions work; and after careful consideration the scheme was abandoned on 12th January last.

Until 1st February, when new regulations governing the demobilization of men from the Forces became operative, the Department concentrated its energies on securing the release from military service of pivotal men in order to decrease unemployment, and the particulars of 2,810 such men were submitted to the Ministry of Labour.

Wages Questions.—As the cost of living increased the number of applications for advances in wages were maintained, and industrial unrest, though somewhat less prominent in 1918 than in the previous year, was still a cause for anxiety. A large number of consequential demands for the 12½ per cent. increase were put forward by a variety of trades, and there was some dissatisfaction with the wages obtaining in the heavy clothing and allied trades, in which increases in wages had not been commensurate with those in “munitions” industries. The number of industrial disputes referred to the Ministry of Labour from 1st January, 1918, to 10th March last was 140, of which 61 involved the stoppage of work. Generally speaking, however, the Department was able to secure the speedy reference of disputes on contract work to arbitration, and by close contact with labour organizations to maintain production in the interval before the issue of the arbitrator's award; so that, despite the necessity for greatly increased production owing to the Department's obligations to undertake much of the equipment of the American Army, Army contract work suffered but little from strikes.

In conjunction with the Ministry of Labour and trade organizations, the Department made during 1918 a determined effort to secure some degree of uniformity in the wages paid on its work, notably in the building and tanning trades. These attempts, though only partially successful in the case of the former trade, certainly bore fruit in the case of the latter; and whereas hitherto various non-craft unions, each with its separate sphere of influence limited by geographical or industrial demarcations, had out-bidden one another in application for wages advances, all expressed their willingness to combine in order to secure some common reference to arbitration such as was made periodically in the engineering trade.

Much of the Department's administration of wages questions has been taken away by the Wages (Temporary Regulation) Act, which lays on the Ministry of Labour the responsibility for maintenance of the “prescribed” or “substituted” rates provided for under the Act. A few cases have, nevertheless, been referred to this Department by the Ministry of Labour for settlement on a Fair Wage basis, and it appears likely, now that the war pressure is relaxed, that a general reversion to this principle in the administration of wages problems will take place.

IRISH BRANCH.

In accordance with the instructions of the Secretary of State, a Receipt and Inspection Depôt was formed in Dublin with a view to developing the manufacturing resources of Ireland for Army purposes and to organizing the rapid examination and delivery of stores manufactured in Ireland. This largely reduced the difficulties with which Irish contractors were faced, and which has been the cause of numerous complaints.

The organization was placed in charge of an officer appointed by, and representing, the Surveyor-General of Supply, and in addition to the performance of administrative duties as directed by the Surveyor-General of Supply, has carried out executive work in conformity with the instructions of, and in direct communication with the various departments concerned, Contracts, D.D.O.S. Woolwich, C.I.R.E.S. and R.A.C.D.

Weekly reports have been rendered by this officer concerning general questions of principle and policy in the administration of contracts placed in Ireland, and the utilization of the resources of that country.

In the autumn of 1918 the Department found it necessary to carry out a close investigation of the conditions prevailing in the hosiery trade in Ireland, particularly into the economic results of the employment of cottage workers in the western counties. The information furnished by the Irish branch was of considerable assistance in dealing with this most troublesome question.

ARMY SALVAGE DEPARTMENT.

Previous to the formation of the Army Salvage Department at the end of 1917, steps had been taken by the various military authorities at home and abroad to deal with Army stores discarded as worn out or surplus to requirements, but the measures taken were both unco-ordinated and incomplete.

The new Department therefore undertook to organize collection of surplus and waste products and to endeavour, as far as possible, to supply the needs of one service from the material rejected by another, and to dispose of that which had become wholly useless for Army purposes to the best financial advantage.

It was not proposed that the Department should relieve the various military authorities of their existing functions in regard to salvage operations, but that under its direction surplus stores which could not be dealt with locally should be collected, and if immediately available for re-issue should be forwarded rapidly to a pre-determined destination. In order to secure the maximum of utility from such stores, close co-operation has been maintained between the Salvage Department and the various purchasing sections, and no new stores have been purchased until it has been ascertained that the War Office has no supply on its hands of returned stores suitable for the purpose contemplated.

In order to further the supply of such materials from the home areas, a Deputy Assistant Quartermaster-General (Salvage) was appointed in each Command in March, 1918, to organize the collection of waste products from the various military centres and camps, and to forward the material collected for disposal by the Department or, with its concurrence, to effect sales locally. These officers, besides performing the functions specified, have devoted their energies with considerable success towards solving problems of interior economy in their respective areas.

Salvage depôts have been set up in various parts of the country for the treatment of material which is either unfit for Army purposes or requires renovation before re-issue. In the case of the former class, such portions of the materials as can be re-utilized, *e.g.*, the waist-belt hooks or worn out tunics, are removed, and the remainder reduced to a marketable condition for disposal commercially.

The Department has also undertaken the purchase from contractors of waste cuttings and of stores which have never passed into service, but which have been rejected on inspection, and have treated them in a similar matter. This arrangement has proved beneficial both to the contracting firms and to the Department.

Periodical sales have been held, with full co-operation with the industries concerned, of products which, though useless for Army purposes, have still some commercial value, and have proved most successful from the financial standpoint.

The above measures, which were necessitated by the enormous demands for supplies and the difficulties experienced in meeting them owing to shortage of raw materials, shipping space and labour, have made possible the provision of greatly increased supplies to the British Army, the Allies and to industry generally.

Some idea of the extent of the Department's activities both in the collection and disposal of surplus material may be gathered from the following figures:—

Collections.—The amount of salvage collected in France during 22 weeks previous to 1st February last was approximately 13,724,840*l.*, while the weight of empties and salvage materials exported from France to the United Kingdom during the 24 weeks previous to the 15th March last was as follows:—

	Dead weight tons.
Ammunition empties	26,086
Army Service Corps empties, &c.	7,752½
Textiles and paper-making materials	11,283½
Rubber	1,937½
Leather	451½
Metals	1,988
Miscellaneous salvage	2,152¾
	<hr/>
	51,651¾

Disposals.—The amounts realized from sales of principal items dealt with by the Department at home during 1918 were:—

	£
First quarter	705,389
Fourth quarter	888,221

Of total sales since the work of the Department commenced, the under-mentioned items, for which statistics are available down to 31st January last, are the most interesting:—

	£
Boots	626,405
Rags	3,175,993
Woollen cuttings	946,435

while during the same period sales of the less important items have been as follows:—

	£
Cotton cuttings	64,272
Canvas sacks	323,824
Gunny	66,492
Metals	179,722
Paper	124,464
Rubber	55,548
Sheepskin cuttings	20,913
Timber	18,221
Leather	11,603
Overseas hides and horse bye-products	27,850
Miscellaneous	31,810

The total sales effected by the Department from its inception till the end of January last have realized the enormous figure of 5,722,910*l.*

The following illustrations will serve to show the progress made in the sale of stores by the Department at home:—

	Weekly average, January, 1918.	Weekly average, Fourth Quarter, 1918
	£	£
Boots	2,859	9,093
Cotton cuttings	643	1,493
Canvas sacking, &c.	499	3,995
Metals	41	4,743
Woollen rags and cuttings	20,965	35,932
Waste paper	Nil	6,717

In addition to the organization of sales of surplus materials at home, the Department has arranged for the disposal of unserviceable stores in the various theatres of war to the following amounts:—

France—					£
October, 1918	11,310
November, 1918	9,621
December, 1918	10,281
January, 1919	4,016
February, 1919	1,525
Total					<u>36,753</u>

Italy—					£
September, 1918	3,331
October, 1918	4,251
November, 1918	4,733
December, 1918	2,353
January, 1919	1,516
February, 1919	6,643
Total					<u>22,827</u>

Salonica—					£
September, 1918	3,770
October, 1918	4,447
November, 1918	5,693
December, 1918	5,021
January, 1919	13,356
Total					<u>32,287</u>

Egypt—					£
September, 1918	26,275
October, 1918	80,903
November, 1918	16,252
December, 1918	11,078
Total					<u>134,508</u>

APPENDIX.

RETURN OF THE PRINCIPAL ITEMS OF PRODUCE RECEIVED AND DISPOSED OF FOR 1918.

Commodity.	Receipts.									Issues.			Amounts realized.			
	Home Commands.			Oversea.			Total.			1st Quarter.	2nd Quarter.	3rd Quarter.	1st Quarter.	2nd Quarter.	3rd Quarter.	4th Quarter.
	1st Quarter.	2nd Quarter.	3rd Quarter.	1st Quarter.	2nd Quarter.	3rd Quarter.	1st Quarter.	2nd Quarter.	3rd Quarter.							
Pans	1,065,680	1,058,960	1,254,400	174,720	975,520	899,360	1,240,400	2,034,480	2,153,760	556,640	719,040	806,400
	tons.	tons.	tons.	tons.	tons.	tons.	tons.	tons.	tons.	tons.	tons.	tons.	£	£	£	£
Boots	1,903	1,891	2,240	312	1,742	1,606	2,215	3,633	384	994	1,284	1,440	79,737	94,895	97,828	118,215
Woollen cuttings ..	1,449	1,234	1,594	1,449	1,234	1,594	1,333	1,604	1,221	129,364	212,269	149,775	126,792
Woollen rags	2,152	727	2,228	3,479	4,735	4,075	5,631	5,462	6,303	5,963	5,671	6,192	417,667	414,846	436,849	340,325
Canvas	875	1,505	1,637	2,521	730	1,897	3,396	2,235	3,534	2,755	2,194	3,240	53,628	65,031	89,996	51,931
Metals	482	3,327	3,836	40	..	980	522	3,327	4,816	489	3,270	4,833	6,263	27,876	47,286	61,665
Paper	172	732	1,227	..	279	670	172	1,011	1,897	109	795	1,850	1,226	8,525	13,998	87,825
Gunny	206	288	599	..	478	1,353	206	766	1,952	206	475	1,534	1,943	5,399	20,672	33,809
Cotton cuttings ..	245	373	363	245	373	363	166	140	432	6,805	7,388	19,011	19,403
Sheepskin	157	95	77	157	95	77	102	135	54	4,954	6,299	2,043	5,497
Timber	88	287	822	171	162	92	259	449	914	94	417	565	184	1,164	1,919	12,563
Aeroplane fabric ..	32	4	125	32	4	125	..	21	137	..	465	5,235	..
Rubber*	70	435	959	73	50	102	143	485	1,061	186	291	847	3,618	4,102	20,244	24,456
Overseas hides and horse products.	4,916
Miscellaneous sales	1,324
Total	7,831	10,898	15,707	6,596	8,176	10,775	14,427	19,074	26,482	12,347	16,297	22,345	705,389	848,189	909,847	888,221
	34,436			25,547			59,983			50,989			£3,351,646			

* The figures shown do not include any rubber returned to or sold by the Ministry of Munitions.

NATIONAL SALVAGE DEPARTMENT.

The functions of the National Salvage Department are of two kinds, firstly to take direct action in the conversion of waste matter into useful material, and secondly to a much greater extent to stimulate salvage work throughout the country by means of suggestion, propaganda, and technical advice. It is not intended that the Department shall relieve other Government Departments, municipal authorities and similar bodies of their existing duties in respect of the elimination of waste, but shall only take direct action where such bodies are unable or unwilling to undertake the work of collection and disposal or special needs call for drastic action.

The Department's activities of this kind have therefore been confined to the formation of a company with a capital of 50,000*l.*, allowed by the Treasury from Army funds. This Company, controlled by the National Salvage Council, was called National Waste Products, and absorbed Army Waste Products, Ltd., which had dealt only with army waste products. It was run on wholly commercial lines, and possessed both research laboratories and factories in various parts of Great Britain for treating such waste material as condemned foodstuffs and butchers' offal and converting them into foods for stock, or extracting valuable raw materials from them for future use. A considerable amount of successful experimenting has also been carried out by the Department, as for instance, in the matter of economy in household fuel, and information concerning the results of these experiments has been placed at the disposal of municipal authorities and the general public.

Certain municipal authorities had, of course, schemes for the utilization of household and factory refuse before the formation of the National Salvage Council, but since the inception of the National Salvage Scheme, local activities in this direction have enormously increased, and machinery for sorting and treating such material has been purchased or ordered in far greater quantities than before. This it may be claimed is a direct result of the Department's activities.

Where local authorities have embarked on schemes of their own, the Department has kept in close touch with them, and has been ready to offer advice concerning the installation of plant, and the general perfection of the schemes. It is obvious that the results obtained from these activities cannot easily be recorded in statistical form, but without doubt a great amount of wealth has been conserved for the country by means of salvage operations of this kind. Of the returns accruing from direct undertakings, those from the National Waste Products factory in Scotland, which extracted great quantities of oil from condemned herrings, were the most profitable.

Campaigns to urge diminution of wastage in such articles as tins, rags, coal and glass, have been carried out in the Press by wide-spread advertisement. The Publicity Department has kept in close touch with the Municipal and Trade Journals, and has made arrangements with the Ministry of Information for the circulation throughout the country of a number of cinematograph films illustrative of the results obtained by salvage. Despite the restrictions on the quantity of paper available for newspapers, the Department has been able to give wide publicity to its various schemes for the elimination of unnecessary waste; appeals have been put forward for the collection of fruit stones and nut shells in order to provide material for anti-gas requisites; and arrangements have been made for the publication of half a column of salvage propaganda weekly in about 50 of the principal provincial newspapers. It is estimated that during the last 10 months at least 5,000 references to the salvage campaign have appeared in the Press.

The objects of the Department were furthered by a salvage exhibition held at the Annual Savoy Fair, and this proved of great interest both to municipal engineers and to the general public.

Salvage in rural districts have been organized, and the Rural Section of the Department under Lady Amherst of Hackney, has done much useful work in this direction. Voluntary collectors in other districts have also co-operated, and in all the number of collectors has considerably exceeded 1,000. All proceeds have been devoted to the Red Cross or other charities.

Careful investigations have been made into the relative costs of various methods of disposing of household refuse, and it has been decided that even for small towns of 10,000 inhabitants, screening and sorting refuse is more economical than any other method. By this method, paper, tins, bones and rags, besides enormous quantities of cinders with a very high calorific value can be recovered and re-utilized. Conferences have been held to consider the problem of the economical treatment of sewage, and it is apparent that a wide field is laid open for further exploration in this direction with promising prospects of success.

The Department has carried out successful experiments with various methods of de-rusting and re-conditioning metal tools, machines, and milk-churns, and has also taken the initiative in designing a machine for the handling and baling of derelict barbed wire used for entanglements. Experiments with this machine, carried out in France, proved wholly satisfactory.

Further experiments for the recovery of potash and nicotine from tobacco stalks which have hitherto been destroyed or sold for export at a low price have now been concluded, and facilities are being given to manufacturers in this country to benefit by the results.

Markets have been found for a multiplicity of waste products, but the savings effected by these means can only be partially estimated. It must be borne in mind that the Department has cognizance of only the first transaction, while the nature of salvage is such that the process of buying and selling products formerly accounted of no value, and often composite in character, may be repeated indefinitely, and, particularly when a new source of supply is opened out to buyers, the market will be extended gradually by the operations of other traders in the same industry.

Experience has, however, proved that, owing to wide-spread appeals and facilities for instruction, not only have municipalities, Government offices and trade and industry generally been induced to give closer attention to the potential results of salvage, but the advantages of thrift and economy in the general management of the household have been demonstrated and habits inculcated in the public which will tend to add permanently to the national wealth.

DEMOBILIZATION AND REDUCTION OF STAFF.

The following figures show the comparative numbers of staff in the various Directorates at the date of the Armistice, the date of transfer to the Ministry of Munitions (Supply), and for the week ending 5th May last:—

	11th November, 1918.	10th March, 1919.	5th May, 1919.
Directorate of Contracts	733	515	472
Directorate of Raw Materials	1,890	1,536	541
Directorate of Army Priority.. .. .	115	50	33
Directorate of Costings	56	45	35
Directorate of Army Salvage.. .. .	166	167	35*
Directorate of National Salvage * .. .	37	36	17
Total	2,997	2,349	1,133

In addition, it should be stated that the Directorate of Army Priority was wound up on the 31st May, 1919, and arrangements have been made to transfer such portions of the Directorate of National Salvage as still remain to the Local Government Board at the end of the present month. The sections of the Army Salvage Branch which were placed under the Ministry of Munitions in March last have been distributed among the Disposal Board. Reductions which have taken place in other sections of the branch have been due to a decrease in the volume of work undertaken, and not to reorganization.

* This staff remains under the War Office, not having been transferred to the Ministry of Munitions.

SECTION 2.

CLOTHING.

TABLE (i).—CLOTHING STOCKS.
(Week ending 2nd June, 1919.)

Description.	Stock.			Demanded.	Due in to store.			Store receipts during the week.	Issues during the week.	Issues since 1st August, 1914.				Issues for 12 months to 31st Dec., 1918.	Normal peace issue for 12 months.
	R.A.C.D. depôts.	Command depôts.	Total.		Trade	Continuity contracts.	Factory.			General.	Overseas.	Allies.	Total.		
Boots, ankle . . .	1,277,487	124,965	1,402,452	..	300,000	93,266	27,127	19,417,218	16,662,245	3,940,611	40,020,074	10,194,609	245,000
Jackets— Service dress . . .	1,178,907	179,281	1,358,188	30,000 per week.	60,872	30,000	10,470	3,992	8,124	14,292,990	14,896,002	50,000	29,238,992	7,420,538	50,000*
Trousers, Service dress.	2,448,686	119,250	2,567,936	†	..	†	22,863	7,246	57,160	14,336,718	15,129,971	50,000	29,516,689	8,120,679	262,000*
Caps, soft, Ser- vice dress.	1,027,574	47,418	1,074,992	7,000 per week.	63,225	7,000 per week	..	631	6,007	3,790,212	7,486,641	..	11,276,853	5,430,327	240,000*
Coats— Great. dismount- ed.	311,570	140,351	451,921	†	..	†	open.	6,550	5,450	5,925,129	1,767,141	..	7,692,270	1,955,337	43,000
Warm, M.S. . . .	287,420	7,471	294,891	†	..	†	..	336	50	932,842	1,113,118	..	2,045,960	610,400	14,000 coats, mounted.
Pantaloon, cord Service dress.	1,146,187	20,119	1,166,306	†	..	†	160	2,271	18,899	2,525,924	5,875,146	..	8,401,070	1,868,374	..
Puttees, Service dress.	2,830,656	102,307	2,932,963	..	46,659	105,940	1,363	11,558,096	20,488,016	303,000	32,349,112	9,579,094	131,000
Drawers— Cotton, Mtd. . . .	1,031,786	21,149	1,052,935	.. †	Nil	†	..	6,868	2,000	3,541,753	5,728,042	325,000	9,594,795	1,891,430 (26 weeks.)	111,000
Woollen	2,814,947	65,717	2,880,664	50,000 per week.	905,661	50,000 per week.	..	67,280	168,263	17,390,867	22,488,836	217,780	40,097,483	13,011,213	114,000
Shirts, flannel . .	2,855,895	634,917	3,490,812	200,000 per week.	1,215,329	399,430 per week.	398	289,288	12,219	22,962,300	31,602,078	810,000	55,374,378	12,186,572	220,000
Socks, worsted . .	13,726,993	228,856	13,955,849	..	3,244,912	256,580	1,625,419	51,238,983	68,128,579	3,069,963	122,437,525	37,655,821	925,000

Clothing Stocks.

546

(area)	Waistcoats, cardigan.	697,506	54,770	752,276	50,000 per week.	76,595	50,000 per week.	..	78,816	3,054	} 8,353,888	9,018,512	..	17,372,400	4,416,376	} 83,000
	Sweater and jerseys.	251,465	1,325	252,790	Nil	..	Nil	..	955	6					Included with waist coats, cardigan.	
	Vests, woollen ..	1,795,516	105,300	1,900,816	47,781	1,070	5,545,576	13,906,065	15,000	19,466,641	5,785,785	..
	Frocks, khaki, drill	369,066	30,232	399,298	Nil †	Nil	Nil †	..	25	1,264	658,037	..
	Trousers, khaki, drill.	533,074	31,742	564,816	Nil †	Nil	Nil †	1,264	627,722	..
	<i>Hospitals.</i>															
	Jackets, Serge, H.P., N.P.	246,465	25,085	271,550	.. †	..	†	..	1,921	286	261,770	..
	Shirts—															
	Cotton, ordinary	351,798	37,442	389,240	.. †	..	†	..	8,806 (R.S.)	13	479,401	..
	Flannel, white, ordinary.	150,269	19,976	170,245	Nil †	Nil	Nil †	30	2,561 (R.S.)	4	354,780	..
	Handkerchiefs ..	449,810	109,062	558,872	221 (R.S.)	1,127,309	..
	Jackets, sleeping	605,926	2,087	608,013	Nil †	..	Nil †	..	5,320 (R.S.)	Nil	225,235	..
	Neckerchiefs ..	118,224	56,351	174,575	.. †	..	†	11	250,915	..
	Trousers—															
	Pyjama, sleeping.	528,549	2,144	530,693	Nil †	..	Nil †	..	5,971 (R.S.)	Nil	458,821	..
	Serge, H.P., N.P.	360,630	29,696	390,326	†	..	†	..	733 (R.S.)	164	393,075	..
	Waistcoats, serge, H.P., N.P.	343,063	31,990	375,053	†	..	†	..	2,793 (R.S.)	6	301,584	..
	Drawers, flannel, pairs.	59,474	33,537	93,011	Nil †	..	Nil †	..	Nil	Nil	313,349	..

* Inclusive of all kindred articles issued in peace, such as full dress caps, tunics, frocks, jackets, pants and trousers.

† Demand and arrears are under process of cancellation (due in).

NOTE.—Where the issues from 4th August, 1914, are not given, reliable figures were not available.

TABLE (ii).—CLOTHING CONTRACTS.

STATEMENT of Total Quantities ordered on War Office Contracts from 4th August, 1914, to 31st January, 1918, showing the periods during which the Quantities were contracted to be delivered.

Article.	Total quantity ordered from 4th Aug., 1914, to 31st Jan., 1919.	Quantities due for delivery.*							Remarks.
		From 4th Aug., 1914, to 31st Jan., 1919.	In Feb., 1919.	In Mar., 1919.	In April, 1919.	In May, 1919.	In June, 1919.	Balance.	
Boots, ankle pairs	45,351,488*	45,351,488†	The figures are exclusive of orders placed by the Contracts Department on behalf of the Allied Governments. The quantities due for delivery are according to the terms of the contracts, and are exclusive of arrears. * Including the quantities due in to 31st January, 1919, on running contracts and requisitions for a specified weekly delivery. † In view of the recent reductions of the quantities due in on running contracts and the probability of further reductions being made, it is not possible to give figures for the quantities due in on running contracts during February, 1919, and the subsequent months.
Jackets, S.D.	32,549,295*	32,549,295†	
Trousers, S.D. pairs	32,582,866*	32,582,866†	
Pantaloon, S.D. pairs	10,463,872*	10,463,872†	
Frocks, khaki drill	3,624,872*	3,624,872†	
Trousers, khaki drill .. pairs	3,695,254*	3,695,254†	
Great-coats, dismounted ..	8,673,186*	8,673,186	
Great-coats, mounted	91,849	91,849	
Coats, warm, mounted, and warm, British	2,714,834*	2,714,834†	
Caps, S.D.	25,379,153*	25,379,153†	
Puttees pairs	34,535,762	33,839,462	525,200	171,100	
Shirts, flannel	54,828,623*	54,822,623†	6,000	
Cap comforters	13,030,877	13,030,877	
Drawers, cotton pairs	11,090,558	11,002,296	84,818	3,444	
Drawers, woollen pairs	41,818,577	40,471,967	590,517	611,133	144,960	
Drawers, flannel pairs	960,628	960,628	
Drawers, short, cotton .. pairs	15,044,936*	15,044,936†	
Drawers, short, woollen .. pairs	1,228,621	1,228,621	
Gloves, woollen pairs	19,501,986	19,465,186	25,160	11,640	
Socks, worsted pairs	137,224,141	131,840,296	2,680,666	2,339,543	313,636	
Vests, woollen	20,331,597	19,770,627	317,736	153,804	89,430	
Vests, flannel	1,298,650	1,298,650	
Blankets, G.S.	41,143,938	40,204,504	543,109	304,850	86,475	5,000	
Ground sheets	16,255,715	16,223,715	15,000	12,000	
	Yards.	Yards.	Yards.	Yards.	Yards.	Yards.	Yards.	Yards.	
Serge, D.M.	66,463,501	66,337,717	112,784	13,000	
Tartan, D.M.	43,204,112	42,819,062	180,000	170,050	35,000	
Cloth, great-coat	32,584,017	32,235,587	170,440	140,640	37,350	
Bedford cord	4,523,508	4,432,008	58,500	33,000	
Barathea	2,361,006	2,361,006	
Whipcord	17,322,307	17,158,557	85,550	61,000	17,200	
Flannel for shirts	231,075,317	225,040,267	3,067,000	2,235,100	712,950	20,000	
Flannel, H.P. and miscellaneous	11,198,268	11,018,268	135,000	45,000	

SECTION 3.

A BRIEF RECORD OF THE "ARMY SALVAGE BRANCH" NOW
CONSTITUTED AS "THE SURPLUS STORES AND SALVAGE BRANCH."
(October, 1919.)

FORMATION OF THE ARMY SALVAGE BOARD.

1. Consequent on visits by the Surveyor-General of Supply to France and Richborough, in November, 1917, a meeting of Members of Council and Directors was arranged, at which the Surveyor-General of Supply proposed that a Board should be formed called the "Army Salvage Board," of which the Quartermaster-General was to be the Chairman. It was explained at the meeting that the object was to save for the purpose of re-manufacture the very considerable quantities of unserviceable stores which were, at that time being dumped and deteriorating both in theatres of war and at home, and thus relieve the urgent demand for raw materials for the purpose of munitions of war, the greater part of which had to be imported.

The Board was constituted, and in addition to Members of Council, included some civilians.

ARMY SALVAGE DIRECTORATE.

2. An organization set up to act as the Executive of the Board was called the "Army Salvage Branch." This was composed of a Controller of Salvage, with the rank of Major-General, an Assistant Director as personal assistant to the Controller; a Deputy Director in charge of Foreign Theatres of War, assisted by an Assistant Director; and a Deputy Controller, who was in charge of the disposal of Salvage materials. It was designed that the latter Deputy Director should have under him a number of Assistant Directors representing Army Ordnance Department, Supplies and Transport, Royal Engineers, Air Force and the Ministry of Munitions. The only paid Assistant Directors, who were appointed, were the representatives of the Army Ordnance Department and Supplies and Transport, and in addition there was appointed a civil Assistant Director who was to be entirely in charge of the actual disposals, and his sub-section became known as Salvage 3. (Disposals).

DEPUTY-ASSISTANT QUARTERMASTER-GENERALS (SALVAGE) APPOINTED IN COMMANDS.

3. In March, 1918, another Deputy Director was appointed for the purpose of Salvage in Home and Foreign Commands, other than Theatres of War. At the same time Deputy-Assistant Quartermaster-Generals (Salvage) were appointed in the seven Home Commands, and later a Staff Captain in the London District.

CONTROLLERS OF SALVAGE.

4. The first Controller of Salvage was Major-General L. W. Atcherley, who was succeeded in June, 1918, by Major-General Sir John Steevens, who again was succeeded in May, 1919, by Brigadier-General A. A. McHardy.

SALVAGE 2.

5. The functions of Salvage 2 extended to transport of salvage materials to British ports, and later was authorized by the Army Council to undertake control of the whole of the transport of stores to England on behalf of the Ministry of Munitions.

FUNCTIONS OF SALVAGE 3. (DISPOSALS).

6. The first definite task undertaken by the Salvage Branch was the clearing up of the accumulations at Richborough. The section known as Salvage 3. (Disposals) was extended into an organization which undertook the duty of receiving, sorting and conditioning salvage materials for redistribution for direct use, or for manufacture, to the public by sale, or by issue to Government Contractors.

7. The original intention was that this portion of the Army Salvage Branch should be entirely civilian in character. In fact it borrowed a few Civil Servants and other civilians from various contract branches; but a regular establishment was never authorized, consequently the greater part of the work had to be undertaken by disabled and unfit officers.

8. The salvage of woollen rags, sorting and distribution of them was already conducted by the Army Ordnance Department at and from its principal centre of Dewsbury, but the Army Salvage Branch exercised an administrative control over the operations. So far as figures are applicable, the greater amount would be represented by transactions in woollen rags.

9. The next most important item was represented by the handling, conditioning, repair and sale of unserviceable boots. The boots were subject to selection in the first case by the Army Ordnance Department for the purpose of retrieving those boots which were still in a condition for re-issue to the troops; the remainder were divided into five grades, of which some were offered for sale without repairing, some with slight repairs, others as "repairable" and the lowest, or fifth grade, were practically only scrap leather. The value of boots so sold amounted to a very substantial amount. For the purpose of treating the boots, the section had two main depôts—Southall and Irlam respectively—but conducted subsidiary operations at the White City, Regent's Canal Dock, Leeds, Southampton and other Ordnance establishments. During the time of its existence Salvage 3. (Disposals) disposed of salvage materials which were valued at £6,000,000.

TRANSFER TO THE MINISTRY OF MUNITIONS OF THE FUNCTIONS OF DISPOSALS.

10. On 10th March, 1919, Salvage 3. (Disposals) and the depôts and personnel were transferred to the Disposal Board of the Ministry of Munitions, and on 1st April the remainder of the Section of Salvage 3. followed them. Coincidentally with the transfer of the functions of Disposals to the Ministry of Munitions, the Army Council imposed on the Branch the duty of co-ordinating all reports of all surplus stores to the Ministry of Munitions, and its organization was modified and adapted to that purpose.

The charter governing the work of the Branch at this epoch was Army Council Instruction 304, dated 8th May, 1919, which made it clear that though the Ministry of Munitions were responsible for all disposals, the Army was to be responsible for handling, storage and movement of all surplus stores.

FUNCTIONS OF CONTROLLER OF SALVAGE AND SURPLUS STORES MODIFIED.

12. These were amplified as far as the Branch was concerned by a War Office Memorandum Instruction of April, 1919, which defined the functions of the Controller of Salvage and Surplus Stores relating to—

- (a.) Responsibility for notifying surplus stores to the Disposal Board.
- (b.) The position of the Controller of Salvage and Surplus Stores as liaison between the War Office and the Disposal Board.
- (c.) Responsibility for statistics.

13. At this juncture, salvage work at home began to fall away—partly because the accumulations were less, partly because no personnel was available for salvage, and partly because the market preferred to get new raw material rather than to recondition salvaged scrap, as, for instance, in the case of old biscuit tins.

REDUCTION OF STAFF.

14. The establishment at this juncture consisted of—

One Controller,
Two Deputy Controllers,
Three Assistant Controllers,

and two attached officers.

At the end of May, 1919, it was found possible to dispense with one Deputy Controller who had specialized on Salvage in Commands.

The Branch was then reconstituted as follows :—

Salvage 1.—An officer dealing with personnel and general questions.

Salvage 2.—Two officers dealing with all surplus stores abroad.

Salvage 3.—Two officers dealing with all surplus stores at home.

Salvage 4.—Two officers dealing with salvage and statistics.

REMOVAL OF LIMIT ON SALES IN COMMANDS.

15. Up to this time Deputy-Assistant Quartermaster-Generals (Salvage) and Directorates in Commands had only been authorized to conduct *sales up to £20* for any one transaction. It was becoming obvious that to clear dumps, camps and accumulations quickly and satisfactorily a higher limit was necessary; and after some discussion with the Disposal Board it was settled that Deputy-Assistant Quartermaster-Generals (Salvage) and Directorates in Commands could sell up to £100 for any one transaction. This considerably expedited the work of clearing accumulations.

16. In June, 1919, it became apparent that work in connection with surplus stores, including their statistical records, was to be the feature of the Branch.

METHOD OF DISPOSAL OF SURPLUS STORES.

The process of declaring stores as surplus was roughly as follows :—

Directorates at the War Office telegraphed—at the instigation of the Controller of Salvage and Surplus Stores—declaring all stores of certain classes or under certain Vocabulary Sections, as surplus. When in doubt Directorates abroad referred cases to Directorates at home. The Director at home notified the Disposal Board, through the Controller of Salvage and Surplus Stores, and this constituted the “throwing-up” as it was officially called.

At home the process was simple and “throws-up” from home and abroad came in very rapidly.

WORK OF THE STATISTICAL SECTION.

17. The question of Statistics loomed very largely in June, 1919, and much time was devoted to ensuring that details of all stores and installations which had ever been “thrown-up” at home or in any theatre of war abroad came to be recorded in the Controller of Salvage and Surplus Stores.

Statistics included valuations of “throws-up,” all items; stores given to other Departments and other Governments, and overhead charges incident on the ruling that the Military Authorities remained responsible for storage, handling and guarding all Surplus Stores.

LIAISON BETWEEN THE WAR OFFICE AND THE MINISTRY OF MUNITIONS.

18. Before the creation of the Branch, the various questions of policy or detail arising in connection with stores becoming surplus not only within the Empire, but as far off as the Trans-Caucasus, Vladivostock, and even in America, had been dealt with by whichever branch or section was most interested; consequently such questions had seldom got settled. The Quartermaster-General, being in close touch with the Ministry of Munitions and understanding the working, created this Branch to be the bottle-neck between the War Office and the Ministry of Munitions.

It was difficult at first to persuade all sections and Directorates that this process was essential for efficiency, but by the beginning of July a very close and friendly liaison had been established, policies and precedents settled and recorded; in fact, the Secretary of the Disposal Board personally informed the Controller of Salvage and Surplus Stores that the system was so efficient and satisfactory that the Ministry of Munitions had asked all the other Government Departments to follow it. Particularly was the system satisfactory as regards “throws-up” in that it prevented stores being thrown-up by different people and so avoided the scandal and inconvenience of the same article of store being sold twice over. It was recommended that a similar system should be followed after all future wars where disposals on a big scale become necessary.

FURTHER REDUCTIONS OF STAFF.

19. In August, 1919, further changes took place and at the beginning of September the staff stood as follows :—

1 Controller.

Salvage 1.—1 Assistant Director, 1 Deputy-Assistant Director, dealing with all surplus stores at home and abroad.

Salvage 2.—1 Assistant Director, 1 Deputy-Assistant Director, dealing with personnel, salvage at home, and statistics.

20. The situation as regards "throws-up" had been rendered further secure by laying down certain signatures which alone authenticated throws-up. The signatures given were those of the officers composing Salvage 1. and Salvage 2.

21. Early in September, 1919, the Deputy-Assistant Quartermaster-Generals (Salvage) at home began to diminish, and in cases where replacement was not asked for officers were not replaced.

Their work had been to collect all salvage; of this such as pertained to Directorates was returned to them, and such as no one claimed was sold by the Deputy-Assistant Quartermaster-Generals (Salvage), who were temporary officers and commercial men.

22. Such then was the position in the middle of September, 1919, and such was the probable future policy of the branch.

APPENDICES.

23. Appendix A. shows the nature of articles salvaged and handed over for re-manufacture or re-conditioning during the war.

The Memorandum for the Public Accounts Committee, 1918, entitled "Report on the Work of the Department of the Surveyor-General of Supply," dated May, 1918, gives an exhaustive account of the salvage work carried out by the section known as Salvage 3. (Disposals) before transfer to the Ministry of Munitions.

Appendix B. shows the amount of sales in Commands carried out by Deputy-Assistant Quartermaster-Generals (Salvage) and Directorates at our instance.

Appendix C. gives interesting records regarding surplus stores.

APPENDIX A.

NATURE OF ARTICLES SALVED AND HANDED OVER FOR RE-MANUFACTURE OR RE-CONDITIONING DURING THE WAR.

Tins.	Nutshells and fruitstones.
Waste Paper.	Millboards.
Bottles and jars, glass.	Wax food containers.
Jars, stone.	Dry batteries and cells, electric.
Scrap iron.	Chestnuts.
Tips, boot, iron.	Hoof parings.
Wire.	Horse shoes.
Lead.	Horse hair.
Brass, scrap.	Horse clippings.
Leather, old.	Food cards and surplus forms.
Leather filings and parings.	Tooth paste tubes.
Rags.	Hospital and surgical dressings.
Cloth cuttings.	Broken crockery.
Old sacking, canvas and sandbags.	Straw
Rope and string.	Stencil wax.
Old rubber.	Steel girder.
Soap.	Oil waste.
Cork.	Steel scrap.
Broken glass.	Grocery ration tins.
Enamelled ironware.	Wooden boxes, containers, &c.
Oily rags and waste.	

APPENDIX B.

SALES.

1. Total sales from 11th November, 1918, to 31st July, 1919, in Home Commands, including sales by Deputy-Assistant Quartermaster-Generals (Salvage) and all administrative services except Inspector-General and Quartermaster-General Services—

	£	s.	d.
Aldershot Command	14,281	9	6
Eastern Command	53,802	9	5
Irish Command	1,956	13	6
Northern Command	23,062	8	2
Scottish Command	5,269	16	5
Southern Command	29,712	11	10
Western Command	13,596	0	7
London District (complete figures are not yet available, but are known to be small).			

2. Total sales by Deputy-Assistant Quartermaster-Generals (Salvage) only, from 11th November, 1918, to 31st July, 1919—

	£	s.	d.
Aldershot Command	7,205	17	4
Eastern Command	1,005	13	7
Irish Command	3,600	3	8
Northern Command	1,299	9	10
Scottish Command	1,075	16	3
Southern Command	1,896	19	11
Western Command	1,973	1	5
London District	178	17	10

APPENDIX C.

1. Total sales (excluding animals) carried out by the Army at home and abroad from the date of the Armistice (11th November, 1918), to 1st September, 1919, amount to £ 2,124,095

2. Total sales of animals at home and abroad from 11th November, 1918, to 1st September, 1919, amount to 16,820,817

3. Total number of lists "thrown up" to Disposal Board from 11th November 1918, to 1st September, 1919, amount to 10,495 lists. (Treating 5,000l. as the maximum for one list.) Articles are recorded under about 10,000 headings.

4. Total tonnage of "produce" and "unserviceable stores" reported to the Disposal Board from 11th November, 1918, to 1st September, 1919, amounts to—

Metals, ferrous	tons	59,066 $\frac{1}{2}$
Metals, non-ferrous	"	4,767 $\frac{3}{4}$
Miscellaneous	"	12,286 $\frac{3}{4}$
Boots, unserviceable	pairs	607,092

PART XI.—WAR HONOURS.

(August, 1914, to 31st May, 1920.)

BRITISH FORCES.

HONOURS CONFERRED FOR SERVICES IN THE FIELD.

V.C.	V.C. bars.	G.C.B.	G.C.M.G.	G.B.E., Mil. Div.	K.C.B.	K.C.M.G.	K.B.E. (including D.B.E.)	C.B.	C.M.G.	C.B.E., Mil. Div.	D.S.O.	D.S.O. bars.			O.B.E., Mil. Div.	M.B.E., Mil. Div.	R.R.C. 1st Class.	R.R.C. bars.	M.C.	M.C. bars.			R.R.C., 2nd Class.	D.C.M.	D.C.M. bars.		M.M.	M.M. bars.			M.S.M.	M.S.M. bar.	Medal, B.E.O.	Totals.
												1st.	2nd.	3rd.						1st.	2nd.	3rd.			1st.	2nd.		3rd.						
578	2	6	17	125	143	21	846	2,137	348	8,981	708	71	7	3310	1159	456	39	37,081	2,983	168	4	1,506	24,591	472	9	115,577	5,796	180	1	21,963	4	145	229,434	

NOTE.—Distinctions shown in the above table are arranged in the order notified in A.C.I. No. 1230 of 1918.

PROMOTIONS.

Field-Marshal.	General.	Lieut.-General.	Major-General.	Surgeon-General.	Hon. General.	Hon. Lieut.-Gen.	Hon. Maj.-Gen.	Hon. Brig.-Gen.	Brevet Colonel.	Brevet Lieut.-Col.	Brevet Major.	Hon. Colonel.	Hon. Lieut.-Col.	Chaplains.	Under Arts. 33a and 331, R.W.				Totals.
															Lieut.-Col.	Major.	Captain.	Higher rate of pay.	
3	7	41	190	3	1	2	7	3	518	1,548	1,109	2	3	7	27	87	57	200	3,815

No honours or promotions conferred by the Royal Air Force are included in these tables.

INDIAN FORCES.

HONOURS CONFERRED ON THE RECOMMENDATION OF THE GOVERNMENT OF INDIA FOR SERVICES IN THE FIELD.

G.C.S.I.	K.C.S.I.	C.S.I.	G.C.I.E.	K.C.I.E.	C.I.E.	Order of British India.		Indian Order of Merit.		Indian Distinguished Service Medal.	I.D.S.M. bar.	Indian Meritorious Service Medal.	I.M.S.M. bar.	Totals.
						1st Class.	2nd Class.	1st Class.	2nd Class.					
.	4	15	1	5	86	42	412	21	984	3,174	23	1,835	2	6,604

BRITISH FORCES.

HONOURS CONFERRED FOR SERVICES IN CONNECTION WITH THE WAR.

V.C.	G.C.B.	G.C.M.G.	G.B.E., Mil. Div.	K.C.B.	K.C.M.G.	K.B.E., Mil. Div. (includes D.B.E.)	C.B.	C.M.G.	C.B.E., Mil. Div.	D.S.O.	D.S.O. bars.	O.B.E., Mil. Div.	M.B.E., Mil. Div.	Order of the British Empire. (Civil Division.)					R.R.C., 1st Class.	R.R.C. Bars.	M.C.	M.C. bars.		R.R.C., 2nd Class.	D.C.M.	M.M.	M.S.M.	M.S.M. Bar.	Medal, B.E.O., Mil. Div.	Medal, B.E.O., Civ. Div.	Totals.
														G.B.E.	K.B.E.	C.B.E.	O.B.E.	M.B.E.				1st.	2nd.								
1†	8	5	5	34	54	56	209	523	763	21†	1†	2,149	1,525	25	59	325	941	1,579	465	37	23†	1†	1†	3,522	29†	12†	2,741	1	260	24	15,399

† Air raids, coastal bombardments, &c.

PROMOTIONS.

Field-Marshal.	General.	Lieut.-General.	Major-General.	Brig.-General.	Hon. Major-Gen.	Hon. Brig.-Gen.	Brevet Colonel.	Brevet Lieut.-Col.	Brevet Major.	Hon. Colonel.	Hon. Lieut.-Col.	Hon. Major.	Hon. Captain.	Chaplain.	Under Arts. 33a and 331, F.W.				Totals.
															Lieut.-Colonel.	Major.	Captain.	Higher rate of pay.	
1	7	12	25	2	8	15	233	550	484	12	13	3	2	2	74	61	17	76	1,597

No honours or promotions conferred by the Royal Air Force are included in these tables.

INDIAN FORCES.

HONOURS CONFERRED ON THE RECOMMENDATION OF THE GOVERNMENT OF INDIA FOR SERVICES IN CONNECTION WITH THE WAR.

G.C.S.I.	K.C.S.I.	C.S.I.	K.C.I.E.	C.I.E.	Order of British India.		Indian Meritorious Service Medal.	Totals.
					1st Class.	2nd Class.		
2	2	11	10	80	1	29	3	138

Total services in connection with the War 17,134

Total services in the Field 239,853
 Total services in connection with the War 17,134

Grand Total 256,987

STATEMENT of the numbers of Officers, Ladies, Warrant Officers, Non-Commissioned Officers and Men and Civilians mentioned in the Despatches of Commanders in the Field and published in the *London Gazette*, and of certain special Mentions published in the *London Gazette* for services not in the Field.

Theatre of war.	Period covering despatches.						Total.
	From Aug., 1914, to Aug., 1915.	From Nov., 1914, to July, 1916.	From Aug., 1914, to Sept., 1917.	From Aug., 1914, to Sept., 1918.	From Dec., 1917, to Mar., 1919.	From Mar., 1919, to Oct., 1919.	
	Published in <i>London Gazettes</i> during						
	1914 and 1915.	1916.	1917.	1918.	1919.	1920.	
France	8,261	12,202	27,906	18,879	18,475	..	85,723
Dardanelles	1,146	3,222	4,368
India, including—							
Tochi Valley	331	169	184	194	358	1,236
Bushire
Aden
Mesopotamia	3,600	2,304	4,164	5,807	175	16,050
Tsingtau	46	46
Cameroons	319	319
Egypt, including—							
Sudan
Darfur
Hedjaz	2,237	1,367	3,688	5,652	..	12,944
Nuba Mountains Province.
East Africa, including—							
Jubaland	317	904	2,143	1,350	..	4,714
Turkana
Somaliland
Nyasaland	35	214	249
Salonica	682	2,564	1,219	3,891	..	8,356
Uganda	12	12
Rhodesia	11	11
Italy	40	1,409	2,271	..	3,720
German South - West Africa.	800	800
Russia, including—							
North Russia
Archangel
Murmansk
East Russia	6	196	597	799
South Russia
Siberia
Baltic and Finland States.
Services in accordance with Army Order 193 of 1919.	7	381	388
Mediterranean Lines of Communication.	56	56
Hospital Ships	172	47	34	253
Special Mentions (Home and India—including Anti-Aircraft Services.)	646	334	58	..	1,038
Total	9,407	22,991	36,137	33,054	37,948	1,545	141,082

BRITISH DECORATIONS CONFERRED ON THE ALLIED AND ASSOCIATED ARMIES.

(15th May, 1920.)

Name of Allied or Associated Power.	G.C.B.	G.C.M.G.	K.C.B.	K.C.M.G.	C.B.	C.M.G.	D.S.O.	Bar to M.C.	M.C.	Bar to D.C.M.	D.C.M.	Bar to M.M.	M.M.	M.S.M.	R.R.C.	Military Division.					Total.
																K.B.E.	C.B.E.	O.B.E.	M.B.E.	B.E.O. Medal.	
France ..	618	34	61	195	801	726	1	1,635	..	2,111	3	3,288	405	120	..	20	34	39	77	9,074	
Russia ..	111	13	27	58	87	174	3	560	..	973	2	862	19	38	..	2	3	1	..	2,834	
Italy ..	2	9	24	36	80	143	..	555	..	858	..	1,294	38	45	..	8	5	4	..	3,328	
Belgium ..	1	1	10	17	33	49	113	..	197	1	273	1	462	74	48	..	7	65	147	532	2,031
Japan	4	..	6	6	10	21	..	34	..	50	..	70	201
Serbia	2	2	6	23	40	45	1	88	..	147	..	276	57	687
Montenegro..	1	1	..	2	..	6	10
Roumania	2	2	12	15	21	..	49	..	93	..	184	30	3	5	1	..	417
Portugal	1	4	9	21	21	..	37	..	2	..	76	4	1	7	3	..	186
Greece	1	3	5	4	43	..	65	..	36	..	140	6	..	1	2	2	1	..	309
China	1	2	..	3	1	7
Siam	1	..	3	4
United States of America.	12	5	18	44	60	77	4	324	..	118	..	417	35	76	1	4	1	3	..	1,190	
Tcheco-Slovakia.	3	2	20	..	60	..	290	..	320	1	..	696
Total ..	11,47	93	181	468	736	1,491	9	3,609	1	4,957	6	7,389	668	327	3	47	122	200	609	20,974	

ORDERS AND DECORATIONS CONFERRED ON THE BRITISH ARMIES BY THE ALLIED AND ASSOCIATED POWERS.

(Up to and including announcements in the *London Gazette*, dated 15th May, 1920.)

Name of Allied or Associated Power.	Total Orders and Decorations conferred.		
	Officers.	Other ranks.	Total.
France ..	4,955	5,609	10,564
Russia ..	1,062	1,699	2,761
Italy ..	1,207	1,022	2,229
Belgium ..	2,121	4,522	6,643
Japan ..	77	9	86
Serbia ..	828	1,521	2,349
Montenegro ..	75	30	105
Roumania ..	264	455	719
Greece ..	462	228	690
Portugal ..	285	124	409
China ..	124	..	124
Siam ..	15	2	17
United States of America ..	112	1	113
Tcheco-Slovakia ..	6	..	6
Persia ..	12	..	12
Panama ..	47	19	66
Total ..	11,652	15,241	26,893

POWERS OF IMMEDIATE AWARD UNDER PARAGRAPH 1775, KING'S REGULATIONS, OF ORDERS, DECORATIONS AND MEDALS DELEGATED TO GENERAL OFFICERS COMMANDING-IN-CHIEF WHICH WERE IN FORCE ON THE 11TH NOVEMBER, 1918 (ARMISTICE).

FRANCE (Normal Powers).

As from 1st April, 1917, 200 D.S.Os. and 500 Military Crosses each month. This limit, however, was removed by War Office telegram, dated 3rd May, 1918, provided the standard of award was maintained.

D.C.Ms., Military Medals, Meritorious Service Medals, Indian Order of Merit, and Indian Distinguished Service Medals without limit.

EGYPT.

25 D.S.Os. and 60 Military Crosses a month from 1st November, 1917 (increased from 10 D.S.Os. and 20 Military Crosses, the allotment in force from 1st August, 1916).

D.C.Ms., Military Medals, Meritorious Service Medals, Indian Order of Merit, and Distinguished Service Medals without limit.

SALONICA.

10 D.S.Os. and 20 Military Crosses a month from 1st September, 1916.

D.C.Ms., Military Medals, Meritorious Service Medals, Indian Order of Merit, and Distinguished Service Medals without limit.

EAST AFRICA.

3 D.S.Os. and 6 Military Crosses a month from 1st July, 1916 (increased from 1 D.S.O. and 2 Military Crosses, the allotment in force from 1st January, 1916).

D.C.Ms., Military Medals, Meritorious Service Medals, Indian Order of Merit, and Distinguished Service Medals without limit.

MESOPOTAMIA.

20 D.S.Os. and 40 Military Crosses a month dating from 1st January, 1918 (increased from 10 D.S.Os. and 20 Military Crosses, the allotment before that date).

D.C.Ms., Military Medals, Meritorious Service Medals, Indian Order of Merit, and Distinguished Service Medals without limit.

ITALY.

6 D.S.Os., 15 Military Crosses a month as from 1st March, 1918 (reduced from 20 D.S.Os. and 50 Military Crosses, the allotment in force from 1st November, 1917).

D.C.Ms., Military Medals and Meritorious Service Medals without limit.

ADEN AND ADJACENT TERRITORY.

2 Military Crosses, 5 D.C.Ms. and 10 Military Medals a month as from 1st November, 1917.

Authority was also delegated, with the consent of the India Office, for the award of a proportional number of Indian decorations.

NOTE.—All immediate powers of award set out above terminated automatically with the Armistice.

NORTH RUSSIAN EXPEDITIONARY FORCE.

Monthly powers of immediate awards as from 1st August, 1918, and so long as hostilities continue—

10 D.S.Os. and 20 M.Cs.

D.C.Ms., Military Medals and Meritorious Service Medals—

100 a month, but not more than 30 D.C.Ms. to be awarded each month.

Powers of award are delegated in respect of British troops and of Allied personnel *under the Command* of the G.O.C. the Force.

These monthly powers of immediate awards were sub-divided as from 1st December, 1918, as under—

	D.S.Os. and M.Cs.	D.C.Ms., M.Ms. and M.S.Ms.
G.O.C., Archangel	50	60
G.O.C., Murmansk	12	40

In each case not more than one-third to be D.S.Os. in each month, the total of D.C.Ms. awarded not to exceed 30 per cent., and the number of Meritorious Service Medals not to exceed 20 per cent.

NOTE.—Immediate powers of award terminated on the evacuation of Archangel and Murmansk.

EAST RUSSIAN EXPEDITIONARY FORCE.

(Major-General Knox.)

Monthly powers of immediate awards as from 1st April, 1919, and so long as hostilities continue—

D.S.Os. and M.Cs., 36 (not more than 12 to be D.S.Os.).

Medals.—D.C.Ms., 45; M.Ms., 75; M.S.Ms., 30. Total, 150.

NOTE.—Immediate powers of award cancelled by War Office telegram, dated 20th April, 1920.

SOUTH RUSSIAN EXPEDITIONARY FORCE.

(Major-General Holman.)

Monthly powers of immediate awards as from 1st April, 1919, and so long as hostilities continue—

D.S.Os. and M.Cs., 36 (not more than 12 to be D.S.Os.).

Medals.—D.C.Ms., 45; M.Ms., 75; M.S.Ms., 30. Total, 150.

NOTE.—Immediate powers of award cancelled by War Office telegram, dated 4th May, 1920.

INDIA.

The Commander-in-Chief in India in connection with operations of the North-West frontier force and Baluchistan force.

Monthly as from 1st May, 1919 :—

D.S.O.	2
M.C.	6
D.C.M.	Unlimited.
M.Ms.	(Powers for award delegated to commanders of North-West frontier and Baluchistan force respectively.)

War Honours.

560

THE NUMBER OF OFFICERS, OTHER RANKS, NURSES AND CIVILIANS MENTIONED IN DESPATCHES AND REWARDS GIVEN IN THE SOUTH AFRICAN WAR, OCTOBER, 1899, TO NOVEMBER, 1900.

War Office,
Prince's Chambers, Pall Mall, S.W.,
1st August, 1902.

Statement showing the total numbers of officers and other ranks (of the Regular, Auxiliary and Colonial Forces), army nurses, and civilians who were mentioned by Field-Marshal Earl Roberts, V.C., K.G., G.C.B., &c., in his despatches, and rewarded for services rendered in South Africa up to 29th November, 1900, as published in the *London Gazettes* of the 8th February, 1901; 16th and 19th April, 1901; 10th and 27th September, 1901; and 17th and 26th June, 1902; together with a statement showing the percentage of rewards to the number of troops employed.

Mentions.

Date of <i>London Gazette.</i>	Date of despatch.	Officers.	Other ranks.	Nurses.	Civilians.	Total.
8th February, 1901 ..	31st March, 1900 ..	192	121	..	3	316
16th April, 1901 ..	2nd April, 1901 ..	629	259	..	139	1,027
10th September, 1901 ..	4th September, 1901 ..	2,154	2,932	63	108	5,264
17th June, 1902 ..	1st March, 1902 ..	50	95	8	37	190
Total		3,025	3,414	71	287	6,797*

Rewards.

Date of <i>London Gazette.</i>	Officers.	Other ranks.	Nurses.	Civilians.	Total.
12th February, 1901 ..	1	1
1st March, 1901 ..					
19th April, 1901 ..	835	210	..	20	1,065
27th September, 1901 ..	1,016	1,330	27	43	2,416
26th June, 1902 (Special) ..	43	51	9	19	122†
Total	1,895	1,591	36	82	3,604

Number of troops employed.

	Officers.	Other ranks.
Number of troops employed in South Africa between October, 1899, and November, 1900, inclusive ..	10,900	267,311

Percentage.

	Officers.	Other ranks.
Percentage of rewards to number of troops employed..	17·38	·59

HENRY H. WILSON, *Lieut.-Colonel,*
Deputy-Assistant Adjutant-General to the Commander-in-Chief.

TABLE SHOWING TOTAL AWARDS FOR SOUTH AFRICAN WAR, 11TH OCTOBER, 1899, TO 31ST MAY, 1902.

V.C.	G.C.B.	K.C.B.	C.B.	G.C.M.G.	K.C.M.G.	C.M.G.	D.S.O.	D.C.M.
79	3	25	292‡	4	8	110‡	1,143	2,050‡

The total number of troops (all ranks) employed during the whole of the war was 448,435.

* This total includes, in certain instances, more than one mention of the same individual as contained in the various despatches quoted.

† These rewards are incorporated with others in a general South Africa list.

‡ These numbers are approximate.

PART XII.

ARMY EXPENDITURE, VOTES OF CREDIT, NATIONAL DEBT, LOANS TO ALLIES AND DOMINIONS.

(a.) ARMY EXPENDITURE.

				£	s.	d.
April 1st, 1913, to March 31st, 1914	28,366,102	6	5
April 1st, 1914, to March 31st, 1915	240,712,541	15	11
April 1st, 1915, to March 31st, 1916	526,712,664	1	9
April 1st, 1916, to March 31st, 1917	587,796,567	3	0
April 1st, 1917, to March 31st, 1918	725,832,879	19	5
April 1st, 1918, to March 31st, 1919	824,759,300	4	1
Estimated expenditure 1st April, 1919, to 31st March, 1920	398,000,000	0	0

(b.) AVERAGE DAILY EXPENDITURE OF THE WAR.

(Army, Navy, Munitions, Shipping, &c.)

				£
October 8th to December 9th, 1916	5,714,000
April 1st to May 5th, 1917	7,457,000
April 1st to September 29th, 1917	6,648,000
November 1st, 1917, to January 19th, 1918	7,517,000
December 1st, 1917, to February 9th, 1918	6,107,000
April 1st, 1918, to June 8th, 1918	6,848,000
April 1st to November 9th, 1918...	7,443,000
November 10th, 1918, to March 31st, 1919	6,476,000

(c.) WAR EXPENDITURE (DOMINIONS).

Total War Expenditure (partly estimated) up to 31st March, 1919 (in the case of Newfoundland up to 30th April, 1919):—

Canada	\$1,277,273,000
							(about £255,454,600)
Commonwealth of Australia	£288,000,000
New Zealand	£75,750,000
Union of South Africa	£32,950,000
Newfoundland	\$9,800,000
							(about £1,880,000)

The capitalized cost of pensions due to the war is given as follows:—

Canada	\$440,000,000
							(about £88,000,000)
Commonwealth of Australia	£100,000,000
New Zealand	£12,000,000
Union of South Africa	£2,250,000
Newfoundland	\$16,000,000
							(about £3,200,000)

The total direct expenditure of the Colonies and Protectorates has been estimated at some 10,000,000*l.*, to which must be added contributions amounting to over 15,000,000*l.* to the war expenditure of His Majesty's Government, and some 12,000,000*l.*, the ultimate incidence of which, as between this country and the Protectorates concerned, has not yet been determined.

Votes of Credit.

562

(d.) VOTES OF CREDIT.

The complete list of War Votes of Credit is as follows:—

Date.	1914-15.							Amount. £
August 6th	100,000,000	
November 15th	225,000,000	
March 1st	37,000,000	
Total	<u>£362,000,000</u>	
	1915-16.							£
March 1st	250,000,000	
June 15th	250,000,000	
July 20th	150,000,000	
September 15th	250,000,000	
November 11th	400,000,000	
February 21st	120,000,000	
Total	<u>£1,420,000,000</u>	
	1916-17.							£
February 21st	300,000,000	
May 23rd	300,000,000	
July 24th	450,000,000	
October 11th	300,000,000	
December 14th	400,000,000	
February 12th	200,000,000	
March 15th	60,000,000	
Total	<u>£2,010,000,000</u>	
	1917-18.							£
February 12th	350,000,000	
May 9th	500,000,000	
July 24th	650,000,000	
October 30th	400,000,000	
December 12th	550,000,000	
Total	<u>£2,450,000,000</u>	
	1918-19.							£
March 7th	600,000,000	
June 18th	500,000,000	
August 1st	700,000,000	
November 12th	700,000,000	
							<u>£2,500,000,000</u>	
Grand total	<u>£8,742,000,000</u>	

National Debt.
Loans to Dominions
and Allies.

(e.) NATIONAL DEBT.

							£
April 1st, 1914	707,654,110
April 1st, 1915	1,165,801,702
April 1st, 1916	2,197,439,245
April 1st, 1917	4,063,644,981
April 1st, 1918	5,921,095,819
April 1st, 1919	7,481,050,442
April 1st, 1920	7,835,000,000

							£
(f.) LOANS TO THE DOMINIONS	(up to 19th October, 1918)					...	218,500,000

(g.) LOANS TO ALLIES (up to 19th October, 1918.)

							£
Russia	568,000,000
France	425,000,000
Italy	345,000,000
Smaller States	127,000,000
							<u>1,465,000,000</u>

PART XIII.

WAR OFFICE (MILITARY AND CIVIL) STAFF AND CORRESPONDENCE.

(April, 1920.)

At the outbreak of war the staff of the War Office, including the Audit Offices, Chelsea Hospital (Secretary's Department) and the Royal Army Clothing Department (Clerical Staff) was 1,926, and this staff began to expand very rapidly. By August, 1915, it totalled 6,522, and but for the fact that the Office was relieved of contract work connected with munition supplies upon the formation of the Ministry of Munitions in June, 1915, this staff would have been greater. By August, 1916, the staff was 12,672. In the early part of 1917 roughly 2,000 (400 to Air Board Office and 1,494 to Pensions Ministry) members of the War Office staff were transferred to other (newly formed) Government Departments. Despite these reductions the staff had increased to 16,624 by August, 1917. In the autumn of 1917 the Recruiting Staff (454) was transferred to the Ministry of National Service and the remainder of the staff of the Military Aeronautical Department (about 700) was transferred to the Air Ministry in the early part of 1918. The staff of the War Office, however, continued to increase, and at the date of the Armistice (11th November, 1918) was at its maximum, viz., 22,279 (*i.e.*, War Office and Audit Offices, 21,836; Prisoners of War Information Bureau, 393; Chelsea Hospital (Secretary's Department), 37; and Royal Army Clothing Department (Clerical Staff), 13).

Detailed figures as to the military and civilian staffs of the War Office at various dates, including 1st August, 1914, 11th November, 1918, and 1st April, 1920, the given in Table A.

Classes of Work Mainly Responsible for the Large Increase of Staff.

During the war there was an all round increase of various classes of work in the Office. In some instances the increase was an abnormal one, and certain new classes of work arising out of the war also necessitated the employment of large staffs. Examples are given in Table B.

Reduction of Staff.

Considerable reductions of staff have been effected since the armistice (for *net* figures see Table A) and reductions are still proceeding. The largest War Staff, viz., that engaged upon Censorship duties, has been disbanded, and the large staffs employed on Casualty and Separation Allowance work have now practically disappeared. Considerable reductions have also been effected in the staffs engaged upon the distribution of soldiers' effects, demobilization, transport of troops and stores and the registration of graves.

Under a reduction scheme now completed the staff of the War Office has been reduced from 13,477 in August, 1919, to 7,434, on 1st April, 1920, and further reductions are dependent upon the rate of shrinkage in the volume of work in the office.

Military Staff.

Table A gives information as to the military staff of the War Office at various dates, and in the following table details are given as to the numbers of staff and other officers on various rates of pay :—

	Staff Officers. With yearly rates of pay of—						Total Staff Officers. A	Attached officers, with additional pay under Art. 150, Pay War- rant. B	Others, mostly on regimental pay and allowances. C	Grand total (of columns A, B and C).
	1,000l. and over.	800l. and over, but under 1,000l.	650l. and over, but under 800l.	500l. and over, but under 650l.	250l. and over, but under 500l.					
1st October, 1918 ..	60	83	145	227	65	580	336	809	1,725*	
1st August, 1919 ..	63	88	131	191	30	503	260	266	1,029	
	Staff Officers. With daily rates of pay† (A.O. 324 of 1919) of—						Total Staff Officers. A	Attached officers with acting staff pay under (iv.) of Table III. of A O 324 of 1919. B	Others, mostly on regimental rates of pay and al- lowances only. C	Grand total (of columns A, B and C).
	3l. 14s. 6d. and over.	2l. 17s. 9d. and over, but under 3l. 14s. 6d.	1l. 18s. 9d. and over, but under 2l. 17s. 9d.	1l. 10s. 9d. and over, but under 1l. 18s. 9d.	16s. and over, but under 1l. 10s. 9d.					
1st October, 1919† ..	30	111	133	197	26	497	240	137	874	
1st November, 1919 † ..	28	105	128	177	19	457	196	163	816	
1st December, 1919 † ..	28	104	126	176	17	451	177	160	788	
1st January, 1920 † ..	28	102	123	170	18	441	163	96	749	
1st February, 1920 † ..	28	93	109	165	15	410	139	140	689	
1st March, 1920 † ..	28	92	111	158	14	403	128	149	680	
1st April, 1920 † ..	28	90	108	154	12	392	123	117	632	

* The proportion of fit to unfit was roughly 2 to 5.

† Allowances are issuable in addition.

‡ Based on figures for last day of preceding month.

|| Transfers from C to B held up temporarily.

Correspondence.

The numbers of papers dealt with by the Central Registry at various dates are given in the following Table. The figures do not include the large amount of correspondence dealt with by the Censorship staffs (now disbanded) and the Mobilization Directorate, nor the correspondence of the Audit Offices and the Prisoners of War Information Bureau.

The Table shows that, disregarding the Censorship, &c., correspondence, the number of registered papers dealt with in the Office at the date of the Armistice was more than 20 times the number in August, 1914. The further increase by November, 1919, was mainly due to the large accession of work during 1919 in connection with the distribution of the war gratuities due to the estates of deceased officers and soldiers. This work having now been practically completed, the figures show that there has been a sensible reduction in the volume of correspondence since the Armistice period. The volume of correspondence received in the Office is still declining steadily, but it will be years before it will be down to the pre-war level.

Date.	Number of papers dealt with.		
	Registered.	Unregistered. (Roughly 2½ times the number of registered papers during the war).	Total.
August, 1914	a week. 3,500	a week. 6,500	a week. 10,000
November, 1918	72,472	181,000	253,472
November, 1919	103,203	258,000	361,203
December, 1919	48,598	121,000	169,598
January, 1920	46,852	117,000	163,852
February, 1920	36,052	90,000	126,052
March, 1920	36,184	90,000	126,184
April, 1920	30,943	77,000	107,943

Employment.

In September, 1914, an Employment Bureau was instituted at the War Office for the purpose of dealing with the numerous applications for employment received from retired officers and others. Up to 1st September, 1918, about 12,500 applications had been classified and circulated. Some 5,700 candidates were employed by the War Office and the Ministry of Munitions, and many others were taken up by other Government departments.

Applications for civil employment by officers invalided out of the Service to the number of 1,392 were received and passed to the Officers Employment Department of the Ministry of Pensions; of this number 670 at least were found employment. Since March, 1918, these applications have been dealt with by the Ministry of Labour, Officers' Employment Department.

TABLE A.

Military and Civilian Staff at the War Office at various dates.

Date.	Military staff.			Civilian staff.			Total.	Net reductions during previous month.	Net reductions since 11th Nov., 1918 (excluding transfers to Ministry of Munitions).	Remarks.
	Officers.	Other ranks.	Total.	Male.	Female.	Total.				
1st Aug., 1914.	196	75	271	1,495	160	1,655	1,926	
1st Aug., 1915.	380	125	505	4,349	1,668	6,017	6,522	<i>Excludes transfers (about 150) to Ministry of Munitions in June, 1915.</i>
1st Aug., 1916.	594	200	794	4,680	7,198	11,878	12,672	
1st Aug., 1917.	1,350	725	2,075	5,050	9,499	14,549	16,624	<i>Excludes transfers to other Departments in Feb., 1917, viz:—400 to Air Board Office. 1,494 to Pensions Ministry.</i>
1st Aug., 1918.	1,745	1,500	3,245	5,539	12,911	18,450	21,695	<i>Excludes transfers to other Departments, viz:—454 to Ministry of National Service, Oct., 1917; 700 to Air Ministry, early in 1918.</i>
11th Nov., 1918.	1,852	1,673	3,525	5,664	13,090	18,754	22,279	War Office and Audit Offices. . . 21,836 Prisoners of War Information Bureau .. 393 Chelsea Hospital (Sec. Dept.) .. 37 R.A.C.D. (Clerical Staff) .. 13 <hr/> 22,279
1st April, 1919.	1,232	905	2,137	5,613	8,609	14,222	16,359	..	2,479	<i>Excludes transfers to Ministry of Munitions (3,441) in March, 1919.</i>
1st July, 1919.	1,232	856	2,088	5,443	6,681	12,124	14,212	..	4,626	
1st Aug., 1919.	1,029	804	1,833	5,450	6,194	11,644	13,477	735	5,361	
1st Sept., 1919.	1,006	764	1,770	5,450	5,637	11,087	12,857	620	5,981	
1st Oct., 1919.	874	581	1,455	5,452	4,591	10,043	11,498	1,359	7,340	
1st Nov., 1919.	816	420	1,236	5,367	4,263	9,630	10,866	632	7,972	
1st Dec., 1919.	788	289	1,077	5,466	3,896	9,362	10,439	427	8,399	
1st Jan., 1920.	700	220	920	5,275	3,364	8,639	9,559	880	9,279	
1st Feb., 1920.	701	202	903	4,878	2,579	7,457	8,360	1,199	10,478	
1st March, 1920.	688	190	878	4,767	2,231	6,998	7,876	484	10,962	
1st April, 1920.	638	177	815	4,583	2,036	6,619	7,434	442	11,404	

The above figures include the staffs of the Audit Offices, Chelsea Hospital (Secretary's Department), Royal Army Clothing Department (clerical staff), and the Prisoners of War Information Bureau.

TABLE B.

Class of work.	Staff at outbreak of war.	Largest staff engaged at the War Office on the work during the war.	Remarks.
<i>Abnormal expansions of work.</i>			
Military aeronautics	19	1,100	Staff transferred to the Air Ministry.
Contracts	55	2,318	Transferred with 623 others (financial, &c., staff) to the Ministry of Munitions in March, 1919.
Pensions	17	1,500	Practically all transferred to Pensions Ministry.
Recruiting	18	454	Transferred to Ministry of National Service. This Ministry is now disbanded and its remaining functions retransferred to War Office.
Distribution of soldiers' effects.	10	1,852	This staff was reduced to 527 by 8th April, 1920.
Transport of troops and stores.	19	(1st Nov., 1919) 690	This staff has been reduced to 183 by 1st April, 1920, and the Movements and Railways Department created on 25th September, 1916, to deal with this work has been amalgamated with the Movements Directorate.
Medals	2	281	This staff will be fully engaged for at least 3 years.
Separation allowances ..	2	(now 450) 405	The staff engaged on this work was reduced to 41 by 1st April, 1920.
Registration and custody of War Office Papers.	63	614	Staff reduced to 362 on 1st April, 1920, and further reductions will be affected <i>pari passu</i> with the decreases in the volume of work and in the numbers of staff throughout the office.
Typing section	55	(Sept., 1919) 957	Staff reduced to 406 on 1st April, 1920. Further reductions dependent upon the general reduction in the volume of work in the office.

New classes of work upon which large staffs have been engaged.

Casualties	New work	1,267	The staff of the Casualty Branches has been reduced to 87, and will have practically disappeared by the end of May, 1920.
Censorship	(plus a large "overtime" staff). 5,678	Staff now disbanded.
Graves registration	393	Staff reduced to 214 by 1st April, 1920.
Demobilization	1,228	This staff was reduced to 204 by 1st April, 1920.
Prisoners of War Information Bureau.	..	472	The staff of the Bureau totalled 126 on 1st April, 1920, and is now attached to the Secretary's Department.

PART XIV.

SEPARATION ALLOWANCES AWARDS OF PENSIONS AND
SOLDIERS' EFFECTS.

(a.) SEPARATION ALLOWANCES.

Amount of Separation Allowance issued during each month since the beginning of the war, and number of families and dependants in receipt of Separation Allowance at the dates opposite which the numbers are given below:—

Month.	Estimated amount of separation allowance issued (allotment from soldier's pay not included).	Number of families and dependants in receipt of separation allowance.
1914.		
	£	
August	600,000	..
September	900,000	..
October	1,300,000	..
November	1,700,000	531,500
December	1,850,000	..
1915.		
January	2,300,000	..
February	2,850,000	..
March.. ..	3,500,000	..
Total	15,000,000	
April	3,071,000	..
May	4,125,000	..
June	3,490,000	..
July	3,690,000	..
August	4,990,000	1,646,300
September	4,123,000	..
October	4,350,000	..
November	5,590,000	..
December	4,496,000	1,953,400
1916.		
January	5,690,000	2,019,400
February	4,545,000	2,076,700
March.. ..	4,710,000	2,135,100
Total	52,870,000	
April	4,845,000	2,205,100
May	6,345,000	2,282,300
June	5,420,000	2,409,500
July	6,913,000	2,528,900
August	5,800,000	2,619,600
September	5,920,000	2,699,100
October	7,550,000	2,763,900
November	6,180,000	2,848,500
December	6,260,000	2,901,500
1917.		
January	7,650,000	2,978,700
February	7,395,000	3,074,700
March.. ..	7,565,000	3,158,100
Total	77,843,000	

Separation Allowances
and Pensions.

570

Month.	Estimated amount of separation allowance issued (allotment from soldier's pay not included).	Number of families and dependants in receipt of separation allowance.
1917— <i>contd.</i>		
	£	
April	9,640,000	2,788,400
May	7,840,000	2,808,800
June	7,940,000	2,896,300
July	9,705,000	2,961,100
August	8,096,000	2,985,700
September	8,121,000	3,024,100
October	10,666,000	3,046,500
November	10,125,000	3,022,600
December	10,615,000	2,985,500
1918.		
January	10,060,000	3,018,000
February	10,054,000	3,014,500
March.. .. .	10,425,000	3,023,900
Total	113,287,000	
April	11,582,000	2,944,200
May	9,486,000	2,958,900
June	9,405,000	2,969,800
July	11,927,000	2,987,900
August	9,668,000	3,033,400
September	10,964,000	3,048,800
October	11,287,000	3,048,700
November	10,216,700	3,013,800
December	11,094,700	2,953,200
1919.		
January	10,582,600	2,795,100
February	9,943,000	2,294,600
March.. .. .	8,415,000	1,788,300
Total	124,571,000	
April	5,251,800	1,520,000
May	4,196,800	1,134,500
June	3,589,200	1,007,700
July	3,138,500	933,500
August	2,649,700	889,300
September	3,235,300	755,200
October	2,253,400	554,400
November	1,864,400	403,100
December	1,673,400	348,500
1920.		
January	1,048,800	282,400
February	937,400	243,200
March	1,003,300	191,800
Total	30,842,000	
Grand total	414,413,000	

The apparent discrepancy between the rise in numbers and the fall in payments is due to the fact that, payments for wives being made on Mondays and for dependants on Tuesdays, the actual amount disbursed in each month depends upon the number of payment days falling within that month.

Separation Allowances
and Pensions.

Month.	Approximate numbers in payment.				Deaths reported.	
	Wives and children.		Dependants.	Total.	Number.	Death rate per 1,000 per annum.
	Wives.	Children.				
1916.						
January	977,700	2,053,200	1,041,700	4,072,600	3,644	10·73
February	990,300	2,079,600	1,086,400	4,156,300	3,626	10·47
March	994,600	2,088,700	1,140,500	4,223,800	4,080	11·59
April	1,016,300	2,134,200	1,188,800	4,339,300	3,610	9·98
May	1,037,000	2,177,700	1,245,300	4,460,000	3,612	9·72
June	1,115,500	2,342,600	1,294,000	4,752,100	3,092	7·81
July	1,187,400	2,493,500	1,341,500	5,022,400	2,693	6·43
August	1,232,200	2,587,600	1,387,400	5,207,200	3,022	6·96
September	1,272,700	2,672,700	1,426,400	5,371,800	3,490	7·80
October	1,288,000	2,704,800	1,475,900	5,468,700	3,290	7·22
November	1,327,600	2,788,000	1,520,900	5,636,500	3,416	7·27
December	1,345,400	2,825,400	1,556,100	5,726,900	4,317	9·05
1917.						
January	1,383,900	2,906,200	1,594,800	5,884,900	4,857	9·90
February	1,443,100	3,030,500	1,631,600	6,105,200	5,064	9·95
March	1,481,900	3,112,000	1,676,200	6,270,100	5,175	9·90
April	1,499,700	3,149,400	1,288,700	5,937,800	4,912	9·93
May	1,463,300	3,072,900	1,345,500	5,881,700	4,654	9·50
June	1,513,600	3,178,600	1,382,700	6,074,900	3,826	7·56
July	1,542,900	3,240,100	1,418,200	6,201,200	3,218	6·23
August	1,558,700	3,273,300	1,427,000	6,259,000	3,313	6·35
September	1,578,700	3,315,100	1,445,500	6,339,300	3,053	5·78
October	1,589,300	3,337,600	1,457,200	6,384,100	3,459	6·50
November	1,569,100	3,295,200	1,453,500	6,317,800	3,400	6·35
December	1,550,800	3,256,700	1,434,700	6,242,200	4,144	7·96
1918.						
January	1,560,200	3,276,400	1,457,800	6,294,400	5,124	9·76
February	1,554,800	3,265,100	1,459,700	6,279,600	4,497	8·59
March	1,559,700	3,275,400	1,464,200	6,299,300	4,989	9·50
April	1,514,500	3,180,500	1,429,700	6,124,700	4,402	8·62
May	1,528,900	3,210,600	1,430,000	6,169,500	4,294	8·35
June	1,501,100	3,152,300	1,468,700	6,122,100	3,159	6·19
July	1,499,000	3,147,900	1,488,900	6,135,800	5,447	10·65
August	1,517,800	3,187,400	1,515,600	6,220,800	3,555	6·85
September	1,526,200	3,215,100	1,522,600	6,363,900	3,434	6·47
October	1,524,100	3,200,600	1,524,600	6,249,300	6,699	12·86
November	1,508,800	3,168,500	1,505,000	6,182,300	13,587	26·37
December	1,456,000	3,057,600	1,497,200	6,010,800	7,381	14·73
1919.						
January	1,379,600	2,897,200	1,415,500	5,692,300	4,402	9·27
February	1,098,800	2,307,400	1,195,800	4,602,000	5,489	14·31
March	849,700	1,784,400	938,600	3,572,700	4,738	15·91
April	698,600	1,467,000	821,400	2,987,000	1,948	7·82
May	425,300	765,600	709,500	1,900,400	1,279	8·07
June	378,200	680,700	629,500	1,688,400	838	5·98
July	354,500	638,200	579,000	1,571,700	786	6·00
August	337,500	607,500	551,800	1,496,800	627	5·02
September	292,100	525,800	463,100	1,281,000	685	6·41
October	199,500	359,100	354,900	913,500	716	9·40
November	142,600	256,700	260,500	659,800	681	11·24
December	127,600	229,700	220,900	578,300	609	12·63
1920.						
January	100,500	180,800	181,900	463,200	419	10·85
February	85,600	154,100	157,600	397,300	347	10·48
March	72,700	130,900	119,100	322,700	309	11·49

(b.) AWARDS OF PENSIONS.

Ranks.	During the 2 years ending 31st March, 1914.	From 5th August, 1914, to 31st March, 1920.	
		War.	Normal.
Officers put on retired pay	749	40,981	50
Officers' widows, &c.	205	14,281	274
" children	157	9,066	293
" wounds' pensions	7	1,393*	Nil
Warrant officers' widows	63	} 243,617††	74
" children	78		105
Widows of N.C.Os. and men (families)	21		Nil
Chelsea pensions	{ Disability, 1,979	} 1,104,382	Nil
	{ Service, 7,259		
Dependants' pensions	Nil	364,521	Nil
		(approximate.)	

* Return up to 31st March, 1917.

† Includes 221,535 widows and 22,082 motherless children.

‡ Sailors' widows and families have been included since 15th February, 1917.

(c.) WOUND GRATUITIES AND PENSIONS.

The number of wound gratuities and pensions granted to officers up to 9th April, 1920, was as follows:—

WOUND GRATUITIES.

—	Total number awarded.	Amount paid up to 9th April, 1920.	Number actually in force 9th April, 1920.
Officers	20,467	£ 5,011,422	..

WOUND PENSIONS.

—	Total number awarded.	Annual amount in payment on 9th April, 1920.	Number actually in force on 9th April, 1920.
Officers	9,711	£ 589,871	7,677

Separation Allowances
and Pensions.(d.) SUMMARY OF PENSIONS AND ALLOWANCES GRANTED TO OFFICERS, SOLDIERS AND
SAILORS DISABLED, AND TO THE WIDOWS, CHILDREN AND OTHER DEPENDANTS
OF SOLDIERS AND SAILORS DECEASED.

PERIOD.	Officers, men, and nurses.	Widows.	Children.	De- pendants.	Total.
1917.					
For week ending—					
21st February	1,830	1,674	5,018	516	9,038
28th February	1,668	1,428	4,412	909	8,417
7th March	1,978	1,729	5,584	1,251	10,542
14th March	1,848	1,589	5,318	1,114	9,869
21st March	2,070	1,371	4,615	888	8,944
28th March	2,390	1,453	4,728	1,002	9,573
4th April	2,760	1,496	5,441	1,126	10,823
11th April	1,559	1,334	4,199	413	7,505
18th April	2,806	1,620	5,765	1,335	11,526
25th April	3,378	1,136	5,754	817	11,085
2nd May	2,373	1,559	5,504	1,542	10,978
9th May	1,638	1,061	3,452	1,861	8,012
16th May	2,785	851	4,309	1,783	9,728
23rd May	2,341	1,013	4,260	1,677	9,291
30th May	2,210	801	3,614	1,338	7,963
6th June	2,237	1,160	4,307	2,250	9,954
13th June	3,367	949	5,100	2,201	11,617
20th June	3,767	912	5,596	2,767	13,042
27th June	3,349	908	5,009	2,458	11,724
4th July	3,303	766	4,876	2,512	11,457
11th July	3,587	981	5,463	2,369	12,400
18th July	2,427	821	3,860	2,694	9,802
25th July	3,671	575	4,771	2,467	11,484
1st August	3,015	619	4,163	2,310	10,107
8th August	2,701	555	3,462	2,050	8,768
15th August	3,197	450	3,926	2,457	10,030
22nd August	3,365	818	4,548	2,551	11,282
29th August	3,089	706	4,212	2,857	10,864
5th September	3,857	847	5,364	2,567	12,635
12th September	4,404	865	5,965	2,404	13,638
19th September	3,762	977	5,976	2,143	12,858
26th September	4,215	668	6,041	3,058	13,982
3rd October	3,843	604	5,629	2,721	12,797
10th October	4,273	796	5,879	3,348	14,296
17th October	5,076	1,057	7,350	2,364	15,847
24th October	4,544	1,220	6,957	2,324	15,045
31st October	4,292	1,319	6,794	2,528	14,933
7th November	4,799	1,797	8,310	1,648	16,554
14th November	4,945	2,117	8,752	1,960	17,774
21st November	4,756	1,954	8,182	2,666	17,558
28th November	4,809	1,701	7,801	2,007	16,318
5th December	5,299	1,596	8,096	1,537	16,528
12th December	5,081	1,628	8,046	2,419	17,174
19th December	4,960	1,755	7,949	3,101	17,765

Separation Allowances
and Pensions.

574

(d.) SUMMARY OF PENSIONS AND ALLOWANCES GRANTED TO OFFICERS, SOLDIERS AND SAILORS DISABLED, AND TO THE WIDOWS, CHILDREN AND OTHER DEPENDANTS OF SOLDIERS AND SAILORS DECEASED—*continued.*

PERIOD.	Officers, men, and nurses.	Widows.	Children.	De- pendants.	Total.
1918.					
Period to 2nd January	7,011	2,581	11,607	4,458	25,657
For week ending 9th January ..	4,391	1,904	7,377	2,411	16,083
" " 16th January	3,762	1,498	6,272	2,083	13,615
" " 23rd January	3,363	1,349	5,640	2,293	12,645
" " 30th January	3,145	1,253	5,174	1,849	11,421
" " 6th February	3,611	1,331	5,589	1,896	12,427
" " 13th February	4,352	1,444	6,535	1,947	14,278
" " 20th February	4,187	974	5,589	1,635	12,385
" " 27th February	3,525	1,332	5,568	1,631	12,056
" " 6th March	2,980	1,854	6,086	1,875	12,795
" " 13th March	3,810	1,857	6,758	1,851	14,276
" " 20th March	4,166	1,286	6,357	1,733	13,542
" " 27th March	3,449	1,407	5,814	1,803	12,473
" " 3rd April	2,616	720	3,674	997	8,007
" " 10th April	4,520	1,821	7,247	2,074	15,662
" " 17th April	5,261	2,285	9,012	2,249	18,807
" " 24th April	5,942	1,808	8,256	1,894	17,900
" " 1st May	4,842	1,851	7,338	2,066	16,097
" " 8th May	4,584	2,045	7,442	2,258	16,329
" " 15th May	4,139	1,592	6,892	2,334	14,957
" " 22nd May	3,010	1,316	5,188	1,250	10,764
" " 29th May	3,876	1,458	6,307	1,451	13,092
" " 5th June	4,558	1,687	7,254	2,156	15,655
" " 12th June	4,798	1,680	6,631	2,122	15,231
" " 19th June	5,199	1,726	6,240	1,591	14,756
" " 26th June	5,736	1,629	6,979	1,989	16,333
" " 3rd July	5,037	1,179	5,443	1,625	13,284
" " 10th July	4,731	1,039	5,290	1,950	13,010
" " 17th July	4,689	844	4,835	1,873	12,241
" " 24th July	4,567	837	4,674	1,655	11,733
" " 31st July	4,911	889	4,684	1,994	12,478
" " 7th August	3,451	552	3,462	1,363	8,828
" " 14th August.. .. .	4,264	644	3,660	1,483	10,051
" " 21st August.. .. .	4,789	488	4,015	1,429	10,721
" " 28th August.. .. .	4,435	475	3,621	901	9,432
" " 4th September	4,889	476	3,824	1,036	10,225
" " 11th September	4,831	692	4,156	1,294	10,973
Period to 30th September	9,433	2,599	10,451	3,181	25,664
Month of October	24,595	6,729	26,129	9,590	67,043
" " November	28,365	8,415	31,917	11,840	80,537
" " December	26,318	5,836	23,361	7,325	62,840
1919.					
Month of January	33,536	4,570	21,085	7,367	66,558
" " February	31,206	3,658	30,013	7,461	72,338
" " March	62,850	5,902	65,982	10,985	145,719
" " April	105,828	6,865	105,121	19,988	237,802
" " May	94,984	7,351	96,579	16,561	215,475
" " June	48,367	3,107	45,314	14,301	111,089
" " July	35,473	2,247	28,541	15,333	81,594
" " August	36,475	2,517	30,231	11,414	80,637
" " September	30,664	1,688	23,188	13,981	69,521
" " October	42,280	1,454	18,083	12,125	73,942
" " November	31,889	1,074	23,025	7,434	63,422
" " December	28,675	757	20,643	3,224	53,299*
1920.					
Month of January	21,586	1,127	13,041	3,612	39,366
" " February	23,588	1,117	14,872	2,803	42,380
" " March	18,336	961	12,460	3,259	35,016

* See note at foot of p. 576.

(d.) SUMMARY OF PENSIONS AND ALLOWANCES GRANTED TO OFFICERS, SOLDIERS AND
SAILORS DISABLED, AND TO THE WIDOWS, CHILDREN AND OTHER DEPENDANTS OF
SOLDIERS AND SAILORS DECEASED—*continued.*

PERIOD.	Officers, men, and nurses.	Widows.	Children.	De- pendants.	Total.
From the beginning of the War up to—					
1917.					
21st February	140,525	64,368	285,780	29,205	519,878
28th February	142,193	65,796	290,192	30,114	528,295
7th March	144,171	67,525	295,776	31,365	538,837
14th March	146,019	69,114	301,094	32,479	548,706
21st March	148,089	70,485	305,709	33,367	557,650
28th March	150,479	71,938	310,437	34,369	567,223
4th April	153,239	73,434	315,878	35,495	578,046
11th April	154,798	74,768	320,077	35,908	585,551
18th April	157,604	76,388	325,842	37,243	597,077
25th April	160,982	77,524	331,596	38,060	608,162
2nd May	163,355	79,083	337,100	39,602	619,140
9th May	165,093	80,144	340,552	41,463	627,252
16th May	167,778	80,995	344,861	43,246	636,880
23rd May	170,119	82,008	349,121	44,923	646,171
30th May	172,329	82,809	352,735	46,261	654,134
6th June	174,566	83,969	357,042	48,511	664,088
13th June	177,933	84,918	362,142	50,712	675,705
20th June	181,700	85,830	367,738	53,479	688,747
27th June	185,049	86,738	372,747	55,937	700,471
4th July	188,352	87,504	377,623	58,449	711,928
11th July	191,939	88,485	383,086	60,818	724,328
18th July	194,366	89,306	386,946	63,512	734,130
25th July	198,037	89,881	391,717	65,979	745,614
1st August	201,052	90,500	395,880	68,289	755,721
8th August	203,733	91,050	399,342	70,339	764,489
15th August	206,950	91,505	403,268	72,796	774,519
22nd August	210,315	92,323	407,816	75,347	785,801
29th August	213,404	93,029	412,028	78,204	796,665
5th September	217,261	93,876	417,392	80,771	809,300
12th September	221,665	94,741	423,357	83,175	822,938
19th September	225,427	95,718	429,333	85,318	835,796
26th September	229,642	96,386	435,374	88,376	849,778
3rd October	233,485	96,990	441,003	91,097	862,575
10th October	237,758	97,786	446,882	94,445	876,871
17th October	242,834	98,843	454,232	96,809	892,718
24th October	247,378	100,063	461,189	99,133	907,763
31st October	251,670	101,382	467,983	101,661	922,696
7th November	256,469	103,179	476,293	103,309	939,250
14th November	261,414	105,296	485,045	105,269	957,024
21st November	266,170	107,250	493,227	107,935	974,582
28th November	270,979	108,951	502,866	109,942	992,738
5th December	276,278	110,547	510,962	111,479	1,009,266
12th December	281,359	112,175	519,008	113,898	1,026,440
19th December	286,319	113,930	526,957	116,999	1,044,205

Separation Allowances
and Pensions.

576

(d.) SUMMARY OF PENSIONS AND ALLOWANCES GRANTED TO OFFICERS, SOLDIERS AND SAILORS DISABLED, AND TO THE WIDOWS, CHILDREN AND OTHER DEPENDANTS OF SOLDIERS AND SAILORS DECEASED—*continued.*

PERIOD.	Officers, men, and nurses.	Widows.	Children.	De- pendants.	Total.
1918.					
From the beginning of the war up to—					
2nd January	293,330	116,511	538,564	121,457	1,069,862
9th January	297,721	118,415	545,941	123,868	1,085,945
16th January	301,483	119,760	551,960	126,002	1,099,205
23rd January	304,846	121,109	557,600	128,295	1,111,850
30th January	307,991	122,362	562,774	130,144	1,123,271
6th February	311,602	123,693	568,363	132,040	1,135,698
13th February	315,954	125,137	574,898	133,987	1,149,976
20th February	320,141	126,111	580,487	135,622	1,162,361
27th February	323,666	127,443	586,055	137,253	1,174,417
6th March	326,646	129,297	592,141	139,128	1,187,212
13th March	330,456	131,154	598,899	140,979	1,201,488
20th March	334,622	132,440	605,256	142,712	1,215,030
27th March	338,071	133,847	611,070	144,515	1,227,503
3rd April	340,687	134,567	614,744	145,512	1,235,510
10th April	345,207	136,388	621,991	147,586	1,251,172
17th April	350,468	138,673	631,003	149,835	1,269,979
24th April	356,410	140,481	639,259	151,729	1,287,879
1st May	361,252	142,332	646,597	153,795	1,303,976
8th May	365,836	144,377	654,039	156,053	1,320,305
15th May	369,975	146,669	660,931	158,387	1,335,962
22nd May	372,985	147,985	666,119	159,637	1,346,726
29th May	376,861	149,443	672,426	161,088	1,359,818
5th June	381,419	151,130	679,680	163,244	1,375,473
12th June	386,217	152,810	686,311	165,366	1,390,704
19th June	391,416	154,536	692,551	166,957	1,405,460
26th June	397,152	156,165	699,530	168,946	1,421,793
3rd July	402,189	157,344	704,973	170,571	1,435,077
10th July	406,920	158,383	710,263	172,521	1,448,087
17th July	411,609	159,227	715,098	174,394	1,460,328
24th July	416,176	160,064	719,772	176,049	1,472,061
31st July	421,087	160,953	724,456	178,043	1,484,539
7th August	424,538	161,505	727,918	179,406	1,493,367
14th August	428,802	162,149	731,578	180,889	1,503,418
21st August	433,591	162,637	735,593	182,318	1,514,139
28th August	438,026	163,112	739,214	183,219	1,523,571
4th September	442,915	163,588	743,038	184,255	1,533,796
11th September	447,746	164,280	747,194	185,549	1,544,769
30th September	457,179	166,879	757,645	188,730	1,570,433
31st October	481,774	173,608	783,774	198,320	1,637,476
30th November	510,139	182,023	815,691	210,160	1,718,013
31st December	536,457	187,859	839,052	217,485	1,780,853
1919.					
31st January	569,993	192,429	860,137	224,852	1,847,411
28th February	601,375	196,087	890,251	235,389	1,923,102
31st March	664,223	201,989	956,233	246,376	2,068,821
30th April	770,051	208,854	1,061,354	266,364	2,306,623
31st May	865,035	216,205	1,157,933	282,925	2,522,098
30th June	913,402	219,312	1,203,247	297,226	2,633,187
31st July	948,875	221,559	1,231,788	312,559	2,714,781
31st August	985,350	224,076	1,262,019	323,973	2,795,418
30th September	1,016,014	225,764	1,285,207	337,954	2,864,939
31st October	1,058,294	227,218	1,303,290	350,079	2,938,881
30th November	1,090,183	228,292	1,326,315	357,513	3,002,303
31st December	1,118,858	229,049	1,346,958	360,737	3,055,602*
1920.					
31st January	1,140,444	230,176	1,359,999	364,349	3,094,968
29th February	1,164,032	231,293	1,374,871	367,152	3,137,348
31st March	1,182,368	232,254	1,387,331	370,411	3,172,364

* Since September, 1919, additional allowances have been granted to the wives of disabled pensioners, and on 31st December, 1919, there were approximately 400,000 wives receiving these allowances; they are not included in this total.

**Separation Allowances
and Pensions.
Soldiers' Effects.**

(e.) SUMMARY.

Estimated number of persons in receipt of Army and Navy allowances paid by the Post Offices during the quarter ending 31st December, 1916.

Country.	Number of allowances.	Estimated population as at 30th June, 1914.	Percentage of allowances to population.
England and Wales (including Channel Islands and Isle of Man):—			
London	358,494	4,518,000	7·9
Provinces	2,238,210	32,443,000	6·9
Ireland	113,316	4,381,000	2·6
Scotland	311,165	4,747,000	6·6
Total	3,021,185	46,089,000	6·6

The persons included in this return are those paid allowances at Post Offices by means of the Special Allowance Forms. The bulk of the persons are in receipt of Army Family Allowances, but nearly 200,000 of the number draw Army Pensions and about 275,000 receive Navy Separation Allowances or Pensions.

(f.) SOLDIERS' EFFECTS.

At the outbreak of war the staff of the "Effects" branch of the War Office rapidly increased, and by the Armistice had reached a total of 777. Subsequently, owing mainly to the labour involved in the issue of the war gratuity in cases where the account was already closed, there were further large increases in the staff, the number on the 3rd November, 1919, being 1,852.

The following is a statement of "Effects" transactions for the past 10 years:—

Year.	Deceased and insane officers.		Deceased and insane soldiers.		Unclaimed effects handed over to the Royal Patriotic Fund Corporation.*
	New estates dealt with..	Issued on account of these and prior years.	New estates dealt with.	Issued on account of these and prior years	
	No.	Amount.	No.	Amount.	
		£		£	£
1910-11	74	3,031	1,021	15,363	1,468
1911-12	71	1,639	998	13,238	2,132
1912-13	63	1,772	945	12,689	1,906
1913-14	77	1,433	818	10,925	830
1914-15	2,374	14,498	17,290	52,923	1,178
1915-16	4,137	213,049	96,253	505,654	711
1916-17	9,587	455,111	157,736	709,911	1,157
1917-18	14,552	795,445	200,113	1,135,809	641
1918-19	13,038	978,447	184,984	1,702,612	943
1919-20	3,053	1,474,345	80,157	6,669,874	2,495†

* The amounts shown in this column represent stock which had been purchased with balances unissued 7 years previously and transferred (plus dividends accrued) to the Royal Patriotic Fund Corporation, under Section 10 of the Regimental Debts Act, 1893.

† Dividends only.

PART XV.

RESERVES OF SUPPLIES.*

(1st April, 1920.)

The following shows the supply situation and reserves, both at home and abroad:—

General.—The War Office are feeding at Home 186,000 mouths, and overseas 540,000 (including 280,000 in Mesopotamia, partly fed by us and partly by India), and 122,000 animals.

We have commitments in France, on the Rhine, in Egypt, Black Sea, Mesopotamia.

Home.—The Supply Reserve Depot, which is now the only main supply depot under the direct administration of the War Office, has an authorized reserve of 5,000,000 rations for men and 150,000 grain rations.

Commands have been instructed to hold 14 days' reserves to cover all requirements, 10 days of which should be independent of rail transit.

The Irish Command holds a 21 days' reserve.

France and Rhine.—The authorized reserve for France is 14 days, and that for the Rhine 30 days, to be held at Cologne. Stocks are satisfactory. Shipments are made from Deptford as and when required.

The stock of frozen meat in France will, it is anticipated, be more than sufficient to meet the diminishing requirements of the troops in that country until the final evacuation. As no more shipments are contemplated the General Officer Commanding, France and Flanders, has been directed to hand back to the owners of the Boulogne Cold Store such portion of the store as is in excess of his requirements. Steps are also being taken to transfer to the French some 700 tons of frozen meat now surplus to requirements.

A conference was recently held at the War Office to consider a revision of the rates to be paid to the owners for storage of Army meat, the proposal being that the rate as from 1st January, 1920, should be 30s. per ton per month. This proposal has now been agreed to by the financial authorities with retrospective effect from the date named.

As regards the Rhine supply, direct shipment to Antwerp will eventually be necessary, but at present the stock on hand at Cologne is sufficient for a considerable time to come.

Plebiscite areas.—Supplies for the British troops stationed in the plebiscite areas are forwarded periodically from Cologne, demands being submitted by the General Officer Commanding, Allied Forces, Danzig, to the General Officer Commanding-in-Chief, Rhine Army. Stocks are satisfactory. The question of coal supply for Danzig is at present engaging attention, the local supply being insufficient for the requirements of the troops. With a view to relieving traffic congestion from the Rhine, a suggestion has been made to the French Mission in London that possibly the French military authorities in Silesia might be in a position to forward coal to Danzig, for the use of the British troops, from Silesia. Pending a reply, the General Officer Commanding-in-Chief, Rhine Army, has been instructed to continue the supply by rail from Cologne.

Italy.—This theatre has now been evacuated.

Egypt.—In Egypt, as before, 60 days' reserve for the Egyptian Expeditionary Force are maintained. Egypt also acts as a base for the Black Sea Army and a separate 15 days' reserve is held for this purpose. Stocks are satisfactory.

* See also p. 841.

Black Sea.—The reserves authorized are—

15 days for the whole of the Black Sea Army, to be held in Egypt.	} for the forces based on them.
45 days to be held between Constantinople and Chanak,	
45 days to be held by Caucasus,	

Present stocks are satisfactory.

For the supply of frozen meat for Constantinople the Ministry of Shipping have allocated the s.s. "Mourino," to ply between Port Said and Constantinople, but in view of the increased consumption at Constantinople, the capacity of this vessel to maintain the supply is now under discussion. As regards Salonica, British requirements are very small, and by arrangement with the French, are obtained from French stocks.

Mesopotamia.—In Mesopotamia a reserve of 60 days is maintained. Stocks are satisfactory. The supply of frozen meat has previously been maintained from Egypt, but owing to freight difficulties the Board of Trade now propose to maintain it by diverting an occasional vessel from the Port Said route. The first diversion under this scheme has already been made, and Mesopotamia is now supplied with sufficient frozen meat to provide requirements up to June.

French.—Arrangements have now been made whereby the French lift their requirements of frozen meat for Constantinople and Salonica in their own tonnage from Port Said, supply being made from British Army stocks at that place. To facilitate matters at Constantinople the General Officer Commanding, Army of the Black Sea, has transferred to the French authorities at that place 150 tons cold storage space, retaining a similar capacity for his own requirements.

In addition to the supply for their Army of the East, the French also draw from British Army stocks at Port Said frozen meat for their Army at Beyrout. This is conveyed from Port Said in refrigerated trawlers belonging to the French Government.

PART XVI.

MESSING, RATIONS AND CANTEENS.

(April, 1920.)

SECTION 1.

MESSING AND ECONOMIES.

As the result of special administrative measures, very considerable savings and improvements have been effected in regard to the messing of the troops at home.

Schools of Cookery, established during the war in the United Kingdom, have now been closed, with the exception of the schools in the Aldershot, Eastern and Irish Commands, which are being retained pending the formation of a Central School of Administration, where the training will be continued for all Commands.

At the Schools of Cookery at home and abroad (including those already closed) the number of cooks trained to date is as follows:—

At home	Cooks trained.
	67,350
During the war, Schools of Cookery were established in France with each Army, and five schools on Lines of Communication, viz., Boulogne, Calais, Etaples, Havre and Rouen. Cooks trained at these schools	25,277
Cooks trained at School of Cookery established at Cogné for the Army of the Rhine	1,191
Cooks trained at School of Cookery, Egypt	3,260
Schools of Cookery were also formed in Italy, Salonica, Constantinople and Mesopotamia, the last-named being still carried on. Approximate number of cooks trained	2,500
Total	<u>99,578</u>

As an outcome of the experience gained in these schools and its practical application to the feeding of units, combined with inspections by Inspectors of Quartermaster-General's Services and careful instruction by Instructors in Catering (in order to meet the exigencies of the food situation) it was found possible, in 1916 and onwards, to reduce the ration without detriment to the adequate feeding of the soldier. At the same time considerable savings to the State were effected, representing some millions of pounds per annum.

Early in 1917 it was decided to issue rabbits as an occasional substitute for the meat ration, and in this connection the Army Rabbit Skin Committee was subsequently formed for the disposal of the skins by units to approved buyers, and during the period of operations as many as 5,649,797 skins were disposed of, representing a cash value of 123,192*l*.

Instructors in catering were appointed to the armies in France, Egypt, Salonica, Italy and Mesopotamia to give instruction in the best way of dealing with the ration supplied.

In 1917, owing to the necessity for the closest supervision of all matters in connection with the messing of the soldier, officers in charge of messing were appointed, receiving a short course of instruction at a School of Cookery.

Women were extensively employed during the war as cooks and waitresses at convalescent hospitals, and officer cadet formations and large numbers of women cooks were also employed with units and formations throughout the country.

The system of unified messing, which was for some considerable period successfully applied to certain large centres in the Eastern, Southern and Western Commands, having fulfilled the purpose for which it was originated, has been discontinued.

The treatment of by-products of the ration has received special consideration. Since March, 1916, the collection and disposal of all bones, drippings, fats, &c., has been carried out through contractors appointed by the Committee for the Purchase of Army Camp Refuse. The fats were sold to soap makers, who during the war extracted the

crude glycerine required by the Ministry of Munitions for the manufacture of propellant explosives. The cash proceeds of the sales of these by-products were credited to the units concerned, and appropriated towards the improvement of the men's messing and the provision of increased pay for the regimental cooks. Other waste products, unfit for human consumption, were sold for animals' food. In former days broken meat and other table refuse were generally thrown into the swill tub and sold for a relatively small sum, but the systematic collection and disposal of this refuse has resulted in a very considerable increase in the amounts received.

The Committee for the Purchase of Army Camp Refuse ceased to operate on 31st March, 1920, but in view of the economies effected during the war in connection with the conservation of by-products of the ration, and the necessity for its continuance under peace conditions, the collection and disposal of all by-products of the ration is now being carried out under the direct administration of the War Office, in consultation with a representative of the trade.

In order to deal more efficiently with by-products at large camps, the erection of degreasing plants was sanctioned. Plants were established at Catterick, others at Winchester, Brocton (Cannock Chase), Larkhill, Tidworth, Aldershot, Upton Lovell and Grateley; small plants were also established at Fovant, Bulford and Portsmouth.

The establishment of these plants was determined by the satisfactory results achieved at Catterick Camp, where a plant was set up in May, 1916. Degreasing plants were erected at Etaples, Calais, Boulogne, Dieppe, Rouen, St. Omer, Havre, Kantara (Egypt), Salonica and in Mesopotamia.

The crude glycerine extracted from the fats collected from camps in the United Kingdom and from the British Armies in France during the year 1917, amounted to approximately 1,500 tons, sufficient to provide the propellant charge for 15,000,000 18-pr. (M.D.) cartridges. In 1918, 869 tons of crude glycerine were produced. This drop may largely be accounted for by the decrease in the meat ration and the substitution of sausages and rabbits for the meat ration. 17½ tons of glycerine were produced at Salonica during 12 months and shipped to the Ministry of Munitions.

The following return shows the results from economies in messing and the sale of by-products. Attention is drawn to the generally progressive character of the results, taking into consideration the great increase in the price of commodities which seriously affects the purchasing power of the 5½d. (now 6½d. as from 1st May, 1918) per diem messing grant.

TOTAL Savings of all Home Commands since the Institution of Exact Records.

Period.	Value of savings in rations.	Cash returned to public through A.B. 48.	Value of by-products (i.e., bones and fats sold).	Swill sold.	Production of glycerine from by-products sold.
1916 ..	£ 147,521 (7 months).	£ 253,544 (12 months).	£ 230,877 (9 months).	£ 10,142 (2 months).	tons 565 cwt. 16 qrs. 3 lbs. 16 (9 months).
1917 ..	356,501	546,571	604,916	101,877	1,149 9 0 25

Period.	Savings of rations in kind.	By-products.			Savings of cash allowances.	Refund to public from sale of by-products and savings in cash allowances after meeting expenditure authorized under A.C.I. 348/16.	Production of glycerine from by-products sold.			
		Fats, bones and sundries.	Swill.	Total.						
1918 ..	£ 355,534	£ 402,095	£ 94,384	£ 496,479	£ 394,915	£ 557,105	tons 415 cwt. 10 qrs. 1 lbs. 23			
1919 ..	150,365	86,671	41,184	127,855	96,463	149,760	131 8 3 6			
1920. January ..	5,458	3,571	2,094	5,665	8,288	7,209				

BRITISH Expeditionary Force, France.

Period.	Value of savings in rations. (L. of C. area.)	Value of by-products sold.	Production of glycerine from by-products sold.			
			tons	cwt.	qrs.	lbs.
1917	£ 598,294	£ 137,546	271	16	2	17
1918	668,348	371,712	453	11	0	0
1919. January to June (inclusive)	14,217	22	5	0	26

ARMY Waste Products, Limited.

Period.	Plants in operation (home).	Small scrap bread collected (unfit for human consumption).				Bakery sweepings.			
		tons.	cwt.	qrs.	lbs.	tons.	cwt.	qrs.	lbs.
1918	Average, 10	365	16	0	6	202	16	0	12
1919	Average, 12	483	16	1	26	144	19	3	17

THE Army Rabbit Skin Clearing Committee.

Rabbit skins sold by Army units to buyers approved by Committee :—

During period of operations.				Skins.	Value.
Army	5,305,437	£ 115,269
*Royal Air Force	344,360	7,923
Total	123,192

* From June, 1918. Before this date returns included in Army figures.

Military Gardens and Farms.

With the object of making the Army self-supporting as far as possible in regard to vegetables, and of saving transport from place to place, units and formations were specially encouraged to extend the area and scope of their cultivations. During the spring of 1918 great efforts were made in many directions, with the result that the amount of land under garden and farm cultivation by the Army was increased from 610 acres at the end of 1916, and 3,492 acres in 1917, to approximately 6,500 acres in 1918. Many units produced the whole of their green vegetables, roots and potatoes, and a certain amount of grain and forage was also raised on Army farms.

Arrangements were made for assistance as regards finance and expert advice through the Command Agricultural Committees, one of which has been appointed in each Command to supervise the work generally.

As a result of Army agricultural operations in the British Isles no less a sum than 20,000*l.* had been handed to the public up to 24th April, 1919, as two-thirds of the profits on those cultivations, and more was in course of collection. The remaining one-third is retained by the unit concerned as its share of the profits realized.

The formation of the Army Agricultural Committee in January, 1918, centralized and co-ordinated the agricultural work of all our armies both at home and overseas.

Large operations had been already commenced in Salonica and Mesopotamia with the same objects in view, namely, the saving of transport and the making of our armies self-supporting. These were continued in 1918-19 with a very large measure of success. In France, at the end of 1918, the Army was practically self-supporting in vegetables, and had, in addition, saved large quantities of forage.

The Director of Supplies and Transport to a large extent organized this work, and the Army Agricultural Committee took over the supervision. Since that time operations had been largely extended; departments of agriculture were established and machinery and seeds have been sent out in large quantities.

About 12,000 acres were directly cultivated by the Army on the Salonica front, and encouragement was given to local farmers to raise cereals and vegetables.

In Mesopotamia, some 750,000 acres were cultivated by the Army and civilians.

In France, a large proportion of the daily vegetable requirements of the Army was grown by the troops themselves.

20,000 acres of cereals, which would otherwise have been left derelict, were harvested.

In Palestine, several farms were cultivated by the Army of Occupation, and encouragement was given to natives.

Agriculture was taken up by the Army of the Rhine early in 1919.

In October, 1919, it was decided that agriculture by the Army at Home should be confined to—

- (a.) War Department land cultivated by units as camp gardens.
 - (b.) War Department land cultivated by units, formations or committees as farm cultivation.
-

SECTION 2.

SCALES OF RATIONS ISSUABLE TO THE TROOPS IN FRANCE AND AT HOME.

TABLE (i).—STATEMENT SHOWING THE SCALE OF RATIONS ISSUABLE TO BRITISH AND DOMINION TROOPS IN FRANCE, WITH THE REDUCTIONS EFFECTED FROM THE BEGINNING OF THE WAR TO 21ST FEBRUARY, 1918.

Daily scale unless otherwise stated.

Article.	Field Ration (full scale) for fighting troops at the Front.							Rations for troops on Lines of Communication.		
	First scale drawn up.	Scale from 29th October, 1915.	Scale from 4th April, 1916.	Scale from 20th January, 1917.	Scale from about 1st July, 1917.	Scale from 26th January, 1918.	Total reduction a man a day.	Scale from 17th April, 1917 (first scale).	Scale from about 1st July, 1917.	Total reduction a man a day.
Meat (fresh or frozen)	1½ lb.	1 lb.	1 lb.	1 lb.	1 lb.	1 lb.	4 oz.	12 oz.	12 oz.	..
Meat (preserved)	1 lb. (nom.)	¾ lb. (nom.)	¾ lb. (nom.)	¾ lb. (nom.)	9 oz.	9 oz.	3 oz.	..	6¾ oz.	..
Bread	1½ lb.	1¼ lb.	1¼ lb.	1 lb.	1 lb.	1 lb.	4 oz.	14 oz.	14 oz.	..
or										
Biscuit	¾ lb.	¾ lb.	¾ lb.	¾ lb.	10 oz.	10 oz.	2 oz.	..	8¾ oz.	..
Bacon	4 oz.	4 oz.	4 oz.	4 oz.	4 oz.	4 oz.	..	3 oz.	3 oz.	..
Cheese	3 oz.	3 oz.	3 oz.	2 oz.	2 oz.	2 oz.	1 oz.	2 oz.	2 oz.	..
Fresh vegetables	8 oz.	8 oz.	8 oz.	8 oz.	8 oz.	8 oz.	..	8 oz.	8 oz.	..
or										
Dried vegetables	2 oz.	2 oz.	2 oz.	2 oz.	2 oz.	2 oz.	..	2 oz.	2 oz.	..
Tea	⅝ oz.	⅝ oz.	⅝ oz.	⅝ oz.	⅝ oz.	⅝ oz.	⅝ oz.	⅝ oz.	⅝ oz.	..
Jam	4 oz.	4 oz.	3 oz.	3 oz.	3 oz.	3 oz.	1 oz.	3 oz.	3 oz.	..
Butter	Issued in the	form of an	“extra” until a	about 1.7.17.	2 oz.	2 oz.
					(thrice weekly).					
Margarine	1 oz.	1 oz.	..
Sugar	3 oz.	3 oz.	3 oz.	3 oz.	3 oz.*	3 oz.*	½ oz.*	2 oz.	2 oz.*	½ oz.*
Oatmeal (thrice weekly)	Issued in the	form of an	“extra” until a	about 1.7.17.	2 oz.	2 oz.
Rice	Issued in the	form of au	“extra” until a	about 1.7.17.	1 oz.	1 oz.	..	2 oz.	2 oz.	..
Salt	½ oz.	½ oz.	½ oz.	½ oz.	¼ oz.	¼ oz.	¼ oz.	¼ oz.	¼ oz.	..
Mustard	⅜ oz.	⅜ oz.	⅜ oz.	⅜ oz.	⅜ oz.	⅜ oz.	⅜ oz.	⅜ oz.	⅜ oz.	⅜ oz.
Pepper	⅜ oz.	⅜ oz.	⅜ oz.	⅜ oz.	⅜ oz.	⅜ oz.	⅜ oz.	⅜ oz.	⅜ oz.	⅜ oz.
Milk (condensed)	⅜ tin	⅜ tin	⅜ tin	1 oz.	1 oz.	1 oz.	Slight increase of about ¼ oz.	1 oz.	1 oz.	..
Pickles (thrice weekly).. .. .	1 oz.	1 oz.	1 oz.	1 oz.	1 oz.	1 oz.	..	1 oz.	1 oz.	..

* The issue of sweetened condensed milk is taken into consideration with the allowance of sugar. When this kind of condensed milk is issued the sugar ration is reduced by ½ oz.

TABLE (ii).—STATEMENT SHOWING THE SCALE OF RATIONS ISSUABLE TO TROOPS AT HOME WITH THE REDUCTIONS EFFECTED FROM THE BEGINNING OF THE WAR TO 1ST MAY, 1919.

Article.	First Scale on outbreak of War.	Scale from 21st Sept., 1914.	Scale from 22nd May, 1915.	Scale from 4th Dec., 1915.	Scale from 13th Feb., 1916.	Scale from 4th Nov., 1916.	Scale from 1st March, 1917.*	Scale from 4th Feb., 1918.*	Scale from 1st May, 1918.*	Scale from 15th Feb., 1919.*	Total reduction a man a day.
(1)	(2)	(3)	(4)	(5)	(6)	(7)	(8)	(9)	(10)	(11)	(12)
Bread	1½ lb.	1½ lb.	1 lb.	1 lb.	1 lb.	1 lb.	14 oz.	14 oz.	14 oz.	15½ oz.	4½ oz.
Meat	1½ lb.	1 lb.	1 lb.	1 lb.	¾ lb.	¾ lb.	¾ lb.	10 oz.	8 oz.	10 oz.	10 oz.
Tea	⅝ oz.	½ oz.	½ oz.	½ oz.	½ oz.	½ oz.	½ oz.	⅝ oz.	⅝ oz.	⅝ oz.	¼ oz.
Sugar	3 oz.	2 oz.	2 oz.	2 oz.	2 oz.	2 oz.	2 oz.	1½ oz.	1½ oz.	1½ oz.	1½ oz.
Salt	½ oz.	½ oz.	½ oz.	½ oz.	½ oz.	½ oz.	½ oz.	¼ oz.	¼ oz.	¼ oz.	¼ oz.
Pepper	⅜ oz.	⅜ oz.	⅜ oz.	⅜ oz.
Mustard	⅜ oz.	⅜ oz.	⅜ oz.†	⅜ oz.
Jam	4 oz.	1 oz.	3 oz.
Bacon	4 oz.	2 oz.	2 oz.	2 oz.	2 oz.	2 oz.	2 oz.	2 oz.	2 oz.	3 oz.	1 oz.
Cheese	3 oz.	1 oz.	2 oz.
Fresh Vegetables	8 oz.	Allowance in lieu.
Cash allowance against reduced ration.	Nil	4d.	5½d.	5½d.	5½d.	5½d.	5½d.	5½d.	6½d.	6½d.	..

* Soldiers under 19 years of age are allowed complete scale as at column 7, but bacon increased to 3 oz. from 22nd February, 1919.

† By Army Order 287, 1915, 31st July, this ration was reduced to ⅜ oz.

SECTION 3.

COMPARISON OF RATIONS SUPPLIED TO ARMIES.

BRITISH, FRENCH, GERMAN, AMERICAN AND ITALIAN.

British.				French.				German.				American.		Italian.	
Field Ration.*		Lines of Communication Ration.		Ration Forte.		Lines of Communication Ration.		Field Ration.		Lines of Communication Ration.		Field Ration.		Field Ration.	
Food value = 4,193 calories.		Food value = 3,472 calories. †		Food value = 4,466 calories †‡		Food value = 3,396 calories. †		Food value = 4,038 calories †		Food value = 3,809 calories. †		Food value = 4,714 calories †		Food value = 3,931 calories. †	
Article.	Amount ozs.	Article.	Amount ozs.	Article.	Amount ozs.	Article.	Amount ozs.	Article.	Amount ozs.	Article.	Amount ozs.	Article.	Amount ozs.	Article.	Amount ozs.
Bread	16	Bread	14	Bread	24 7	Bread	24 7	Bread	26 4	Bread	26 4	Bread	16	Bread	24 7
Meat	16	Meat	12	Meat	15 9	Meat	14 16	Meat	10 5	Meat	8	Meat or Bacon..	20	Fresh Meat or Preserved Meat	12 35
Bacon	4	Bacon	3	Bacon	1 05	Bacon	1 05	Bacon	Bacon	Bacon or Meat (see above).	..	Bacon
Vegetables ..	9 ½	Vegetables ..	8	Vegetables	Vegetables ..	2 1	Vegetables* ..	18	Vegetable.* ..	18	Potatoes ..	20	Potatoes ..	5 3
Sugar	3	Sugar	2	Sugar	1 68	Sugar	1 12	Sugar	1 2	Sugar	1 2	Sugar ..	3 2	Sugar	35
Butter or Mar- garine.	½	Margarine ..	1	Butter or Mar- garine.	..	Butter or Mar- garine.	..	Fat	1	Fat	1	Lard or Butter .	1 14	Butter or Mar- garine.	..
Jam	3	Jam	3	Jam	Jam	Jam	3 6	Jam	3 6	Jam or Prunes..	1 23	Jam
Tea	½	Tea	½	Coffee	1 26	Coffee	84	Coffee	8	Coffee	6	Coffee	1 12	Coffee	7
Cheese	2	Cheese	2	Cheese	Cheese	Cheese	3	Cheese	2 4	Cheese	Cheese	1 76
Condensed Milk .	1	Condensed Milk	1	Condensed Milk	..	Condensed Milk	..	Condensed Milk	..	Condensed Milk	..	Condensed Milk	5	Condensed Milk	..
Rice	Rice	2	Rice	3 53	Rice	Rice	Rice	Rice	Pasta or Rice	11 82
Wine	Wine	Wine	88 pint	Wine	44 pint	Wine	Wine	Wine	Wine (uncertain)	88 pint
Flour	Flour	Flour	Flour	Flour	6	Flour	6	Flour	Flour
Syrup	Syrup	Syrup	Syrup	Syrup	Syrup	Syrup	32 gill.	Syrup
Money Allowance	Nil	Money Allowance	Nil	Money Allowance	35 centimes.	Money Allowance	Nil	Money Allowance	Nil	Money Allowance	Nil	Money Allowance	Nil	Money Allowance	Nil
Beans	Beans	Beans	Beans	Beans	Beans	Beans	2 4	Beans

* Calories as stated by British Medical Authorities.

† Based on table of energy values given in Appendix V. "Food Supply of the United Kingdom," Report of a Committee of the Royal Society, 1917.

‡ This includes 600 calories represented by the daily money allowance of 35 centimes.

SECTION 4.

CANTEENS.*

(July, 1919.)

All Military and Air Force Canteens at Home Stations and in Egypt, Gibraltar, Malta, and Bermuda, with the exception of a very few which are still managed regimentally, are conducted by the Navy and Army Canteen Board. This system has been in force since January, 1917, when the Board, then the Army Canteen Committee, was given power to take over all canteens which were conducted by contractors. Naval canteens were taken over at the request of the Admiralty in June, 1917.

The Navy and Army Canteen Board conducted the canteens for the Expeditionary Forces in North Russia for the duration of the two campaigns, and on 1st July, 1919, assumed the conduct and control of the Officers Clubs, Canteens and Associated Enterprises, previously conducted by the Expeditionary Force Canteen Committee in France, Germany, Italy, Salonica, Constantinople and Mesopotamia. Statistics connected with the Board's undertakings are given herein and cover the period from 1st January, 1919, to 31st July, 1919.

Immediately following the Armistice in November, 1918, the Board was instructed to make special arrangements for feeding repatriated prisoners of war and troops arriving in the United Kingdom from the armies overseas for demobilization, and organizations under the charge of specially selected officers, were immediately established at the following ports: Leith, Hull, Harwich, Tilbury, Dover, Folkestone, Southampton, Weymouth, Devonport, Avonmouth, Liverpool, Holyhead, Stranraer, and Glasgow.

All returning prisoners of war were issued with a sit down hot meal on landing, where accommodation allowed for this, consisting of—

- 1 pint tea,
- $\frac{1}{2}$ lb. hot meat and potato pie,
- 3 oz. rock cake.

In cases where suitable accommodation was not available, a disembarkation ration was issued consisting of—

- 1 pint tea,
- 3 oz. rock cake,
- 1 bar of chocolate,

and on entraining a train ration consisting of—

- 8 oz. pork pie,
- $\frac{1}{4}$ lb. sweet biscuits,
- 2 ozs. cheese,
- 2 bars chocolate,
- 3 oz. rock cake,

for a journey of 6 hours. For a journey of 12 hours this ration was duplicated, and for a journey of 18 hours this ration was triplicated.

In addition to the foregoing, all repatriated prisoners of war were issued with a luxury parcel, the gift of the Expeditionary Force Canteen, consisting of—

- 1 pipe,
- 1 oz. tobacco,
- 20 cigarettes,
- $\frac{1}{4}$ lb. sweetened biscuits,
- 1 packet of chocolate or toffee.

These arrangements worked with admirable smoothness, and 162,793 prisoners were dealt with in the course of the operations. Troops arriving for demobilization were, and still are, issued with disembarkation and train rations on the scale as laid down for the repatriated prisoners of war, and to date 1,931,352 troops have been issued with these rations without any important hitch. This figure represents approximately the issue of 3,862,704 train rations. The number of ports at which these operations are carried out, has, in the course of the year, been reduced, and are now confined to Holyhead, Southampton, Dover, and Harwich, but recently organizations have been established at Liverpool, Glasgow, Leith, Newcastle and Hull, for the issue of disembarkation and train rations to troops evacuated from the North Russian Expeditionary Force bases at Archangel and Murmansk.

* See also p. 875.

(a.) *United Kingdom—Number of Canteens and Stores conducted.*

June, 1917	1,907
December, 1917	2,174
June, 1918	2,457
December, 1918	2,717
July, 1919	1,560

Average monthly revenue of the Board is as follows:—

	Average a month (approximately).
To 30th June, 1917, 6,796,000 <i>l.</i>	1,132,000 <i>l.</i>
To 31st December, 1917, 13,261,000 <i>l.</i>	2,210,000 <i>l.</i>
To 30th June, 1918, 17,604,000 <i>l.</i>	2,934,000 <i>l.</i>
To 31st December, 1918, 15,750,000 <i>l.</i>	2,625,000 <i>l.</i>
To 31st July, 1919, 14,007,495 <i>l.</i>	2,001,070 <i>l.</i>

The Board employ a staff of approximately 13,000 people in the United Kingdom. The Board also provide theatrical and cinematograph entertainments in the camps. The numbers of these establishments is given below:—

	Theatres.	Cinemas.
June, 1917	3	2
December, 1917	8	9
June, 1918	15	7
January, 1919	16	9 (2 mobile).
July, 1919	10	9 (1 mobile).

During the week ending 26th July, 1919, about 66,000 officers and men attended the various places of entertainment conducted by the Board.

(b.) *Canteens in Egypt, Palestine, and Sudan.*

Estimated number of canteens, hotels, mineral water factories, bakeries, &c., as at 31st July, 1919...	59
Approximate average weekly sales from 31st December to 31st July, 1919	55,750 <i>l.</i>
Tonnage of goods despatched to Egypt during 7 months ending 31st July, 1919	14,959 shipping tons.
Estimated retail value of goods despatched	860,356 <i>l.</i>

Hotels for officers on duty and on leave.—The Board conduct or have conducted hotels for officers at Jerusalem, Alexandria, and Cairo. They are or were conducted in every respect as first-class hotels, under the direction of experienced officers and civilians. The popularity of these hotels is manifested by the use made of them.

Refreshment rooms were conducted during hostilities at certain stations on the Palestine military railway, where hot and cold meals were provided.

Mineral water factories.—The Board operate six mineral water factories—three in Palestine and three in Egypt. The output of these factories at its height was 5,000 dozen a day, equal to 420,000 bottles per week, and at present it is approximately 250,000 bottles a week. The whole of the mineral waters required by the canteens and by the hospitals of the Egyptian Expeditionary Force are supplied from these factories.

Bakeries.—The Board operate their own bakeries and produce the bulk of their requirements of bread, rolls and cakes.

Breweries.—The Board control the output of three breweries, and provide approximately 10,000 barrels of beer a month. During hostilities the output was 16,000 barrels a month.

Motor transport.—The Board operated during hostilities a fleet of 60 motor vehicles, with their own mechanical transport depôts and repairing shops. Mobile canteens on lorries operated with front line troops.

Central canteens (shops) are conducted by the Board in Cairo and Alexandria, for the use of unattached officers, other ranks, officers' wives and nursing sisters.

(c.) *Canteens at Malta.*

Number of canteens, including mineral water factories and institutes at hospitals as at 31st July	41
Approximate average weekly sales	2,100 <i>l.</i>
Tonnage of goods despatched during 7 months to 31st July, 1919	1,186 shipping tons.
Estimated retail value	75,425 <i>l.</i>

(d.) *Canteens at Gibraltar.*

Number of canteens, bakery and mineral water factories, &c., as at 31st July... ..	16
Approximate average weekly sales	2,200 <i>l.</i>
Tonnage of goods despatched for 7 months ended 31st July, 1919	1,443 shipping tons.
Estimated retail value	57,234 <i>l.</i>

(e.) *Canteens at Bermuda.*

Number of canteens as at 31st July	6
Approximate average weekly sales	370 <i>l.</i>
Tonnage of goods despatched during 7 months	58 shipping tons.
Estimated retail value	1,818 <i>l.</i>

NOTE.—The bulk of supplies for Bermuda is obtained from Canada and the U.S.A.

(f.) *Russia.*

For the duration of the campaign in North Russia the Board conducted a full service of wholesale and retail canteens for the benefit of the North Russian Expeditionary Force. The following figures reflect the importance of the service rendered to this small force :—

(1.) *Murmansk.*

Tonnage of goods despatched to Murmansk during 7 months ended 31st July, 1919	1,461 shipping tons.
Estimated retail value	89,154 <i>l.</i>

NOTE.—1,504 shipping tons, approximate retail value 162,000*l.*, were shipped by the Board to Murmansk during 1918.

(2.) *Archangel.*

Tonnage of goods despatched to Archangel during 7 months ended 31st July, 1919	2,507 shipping tons.
Estimated retail value	185,267 <i>l.</i>

NOTE.—8,693 shipping tons, approximate retail value 1,086,000*l.*, were shipped by the Board to Archangel during 1918.

(g.) *France, Italy and Germany.**France and Italy.*

Number of canteens, bakeries, mineral water factories, officers' clubs, cinemas, &c.	234
Approximate average weekly sales (including officers' clubs)	206,898 <i>l.</i>
Tonnage of goods despatched for 7 months ended 31st July, 1919	57,040 shipping tons.
Estimated retail value of goods despatched	6,474,026 <i>l.</i>

Germany.

Number of canteens, bakeries, mineral water factories, officers' clubs, &c.	13
Approximate average weekly sales (including officers' clubs)	59,070 <i>l.</i>
Tonnage of goods despatched for 7 months ended 31st July	3,347 shipping tons.
Estimated retail value	1,263,481 <i>l.</i>

Officers' clubs, rest houses and rest hostels.—The large extent to which these are used by officers clearly indicates that they have supplied an urgent need and are much appreciated.

In addition to running the canteens, clubs and rest houses already referred to, the organization has supplied meals to troops in leave billets to numbers exceeding 20,000 daily.

Meals are also being supplied on a similarly large scale to troops in demobilization camps on their passage through to England.

Bakeries, laundries, farms, piggeries and mineral water factories are conducted.

In regard to mineral waters, France is now, and has been for some time, practically self-supporting.

The entertainment of the troops is ensured by the provision of stationary and mobile cinemas, and since the demobilization of the troops commenced this branch has been largely developed.

The needs of the Army of Occupation on the Rhine have been specially studied by the Board, by the provision of special clubs for officers, and the taking over of appropriate buildings in which large and comfortable wet and dry canteens are conducted for other ranks.

Recently a first-class hotel was acquired for the special purpose of accommodating married officers with their wives.

(h.) *Constantinople and Salonica.*

Number of canteens, officers' clubs, bakeries, cinemas, &c.	21
Approximate average weekly sales	39,018 <i>l.</i>
Tonnage of goods despatched for 7 months ended	
31st July	4,134 shipping tons.
Estimated retail value	198,501 <i>l.</i>

The organization runs its own bakeries and also controls the brewing and output of two local breweries, with the result that the supply of beer to the troops has been well maintained and the prices charged the lowest possible.

The mineral water factories in this area have now been running satisfactorily for some time and are practically self-supporting.

(i.) *Mesopotamia.*

Number of canteens, officers' clubs, cinemas, &c. ...	32
Approximate average weekly sales	31,848 <i>l.</i>
Tonnage of goods despatched for 7 months ended	
31st July	2,873 shipping tons.
Estimated retail value	386,963 <i>l.</i>

In addition to the canteens, officers' clubs and associated enterprises mentioned above, a bakery and hairdresser's and tailor's shops have been continuously and successfully carried on.

SECTION 5.

(1.) THE UNITED SERVICES FUND.

The United Services Fund has its origin in the large funds which accumulated as a result of canteen trading during the war.

The policy of the Army Council during the war was to prevent any hasty or unnecessary spending of these funds, and to safeguard them for the general and individual good of all for whom or by whom they have been contributed. Their object was to maintain the original purposes for which the funds have accumulated, whether they were Central, Command, Regimental, or other funds, and to ensure that such monies, which are the property of the Army, should not be expropriated for other than Army uses, and to arrange for their proper employment in the interests of service and ex-service men and their dependants.

The funds in question were mainly derived from two sources :—

- (i.) The rebates payable to central funds from the gross takings of Regimental Institutes at Home. This central fund was known as "The Central Regimental Institutes Fund."
- (ii.) Profits from Expeditionary Force Canteens.

During the war grants to various charities and institutions organized in the interests of soldiers were made by the Army Council on the advice of a "Central Funds Representative Committee," which contained representatives of all ranks of the Army.

As, when demobilization was complete, the officers and men who contributed to the large funds accruing from canteen trading would be swallowed up in civil life, it was decided by the Government in July, 1919, to form a new organization representative of the interests of ex-service men and women, independent of any Government Department, to administer the funds derived from the accumulated profits of canteen trading for the benefit of the men who had served in the Army and the Royal Air Force but who have now returned to civil life, and their dependants. This organization became known as the "United Services Fund."

The Navy prefer to deal with their share of canteen profits independently and are not associated with the fund; similarly, the Dominions and Colonies retain their appropriate proportion of the total profits.

General Lord Byng was appointed Chairman of the new organization, and the funds derived from canteen trading up to 31st December, 1919, and the Central Regimental Institutes Fund were placed at the disposal of the United Services Fund to deal with at their discretion. The Fund was administered by a Council of Management of fifteen members, three nominated by the three chief ex-service men's associations (*i.e.*, The Comrades of the Great War, the National Association of Discharged and Demobilized Sailors and Soldiers, and the National Federation of Discharged and Demobilized Sailors and Soldiers), three nominated by the Chairman to represent ex-service men not members of an association, and three women representing ex-service women. The activities of the fund were divided into local areas, each with its local committee, and money was devoted to schemes propounded for the interests of the ex-soldier, as approved by the Council of Management.

The fund was incorporated by a Royal Charter, under which the beneficiaries in the fund are ex-service men and women and their dependants, the interests of serving soldiers and airmen, so far as current canteen profits are concerned, being under the care of the War Office and the Air Ministry.

(2.) THE UNITED SERVICES TRUSTEE.

By Army Order 19 of 1919, a trustee was appointed by the Army Council known as the Army Trustee, in order to provide a recognized and permanent custodian for Central, Regimental and other funds, the property of Army units or formations. The Trustee is a non-profit sharing corporation under the Companies Acts, with powers to act as temporary or permanent agent, custodian or trustee for monies or securities transferred to it by the Army Council and other military authorities.

The Directorate of the Trustee consists of three Directors nominated by the King, the Army Council and the Master of the Rolls, and four additional Trustees. The first nominated Directors were the Right Hon. Viscount Harcourt, General Sir Archibald Hunter, G.C.B., G.C.V.O., D.S.O., A.D.C., and Sir William Plender, G.B.E. The first additional Directors were the Right Hon. Lord Weir, the Right Hon. Sir John Simon, K.C.V.O., K.C., Major-General Sir Gerald Ellison, K.C.M.G., C.B., and Major R. L. Barclay, O.B.E. The Trustee has power to charge fees, and if the Trustee's income exceeds his expenditure, the money can be devoted to the benefit of the Army, as directed by the Army Council. The primary object of the institution of this Trustee was to provide for the safe custody of funds which, not being public money, exist for the benefit of the Army. The funds chiefly held by him are Regimental funds of disbanded units, and the funds which have accumulated as a result of the system of canteen trading by which a percentage of the gross takings (hitherto 2 per cent.) is paid into Central Funds for the benefit of the Army. He also holds, at the disposal of the United Services Fund, unexpended profits which have accrued from canteen trading up to 31st December, 1919.

In order to enable the Army Trustee to undertake similar work on behalf of the Navy and Air Force, the necessary powers were granted by the High Court, and the name changed to "The United Services Trustee."

In May, 1920, the United Services Trustee held the following amounts on behalf of:—

- (i.) The Army Council, approximately, 370,000*l.*
 - (ii.) The Admiralty, approximately, 10,000*l.*
 - (iii.) The Air Ministry, approximately, 31,600*l.*
 - (iv.) The United Services Fund, approximately, 2,000,000*l.*
 - (v.) Disbanded units, approximately, 400 such units had placed trusts of a temporary nature with the United Services Trustee, and about another 200 trusts of a permanent nature.
-

PART XVII.

MECHANICAL TRANSPORT ABROAD AND AT HOME.*

TABLE (i).—MECHANICAL TRANSPORT IN FRANCE BY QUARTERS FROM NOVEMBER, 1916, TO JANUARY, 1918.

Date and description.	War Estab- lishment of Field Units.	Number.				Surplus over Estab- lishment.	New Services contem- plated.	Surplus or deficiency after meeting New Services.		On Lines of Communication.		Em- ployed at Bases.	Struck off charge.	Des- patched to England.	Total in France. (Total Cols. 2, 3, 10, 11 and 12.)	
		Already allotted.	Available.					+	-	En route for the front.	Work- ing					
			In shops or depôts.	Unfit for allot- ment.	Net.											
(1)	(2)	(3)	(4)	(5)	(6)	(7)	(8)	(9)	(10)	(11)	(12)	(13)	(14)			
18th November, 1916.																
Lorries { 3-ton	13,858	13,859	775	633	142	143	27	116	..	60	11	586	..	170†	420	15,291
{ 30-cwt.	2,318	2,318	462	331	131	131	12	119	..	22	57	411	3,270
Workshop	688	688	18	14	4	4	1	3	20	726
Store	593	593	18	1	-17	17	2	15	12	623
Pneumatic-tyred { Cars and Vans ..	3,337	3,341	858	660	198	202	..	202	..	43	53	423	..	86†	82	4,718
{ Ambulances	3,186
13th January, 1917.																
Lorries { 3-ton	14,179	14,179	941	743	198	198	11	187	..	434	21	614	..	171†	456	16,239
{ 30-cwt.	2,326	2,326	371	344	27	27	10	17	..	29	52	451	3,229
Workshop	708	708	16	10	6	6	7	..	1	16	..	21	761
Store	594	593	12	1	11	10	6	4	..	14	..	13	622
Pneumatic-tyred { Cars and Vans ..	3,642	3,654	836	684	152	164	26	138	..	19	67	446	..	87†	202	5,022
{ Ambulances	3,240
7th April, 1917																
Lorries { 3-ton	16,526	16,527	1,088	841	247	248	11	237	..	401	32	626	..	} 174† {	504	18,674
{ 30-cwt.	2,357	2,357	397	349	48	48	4	44	..	45	49	447
Workshop	801	802	29	16	13	14	8	6	..	1	..	21	853
Store	638	639	19	9	10	11	16	..	5	6	..	13	677
Pneumatic-tyred { Cars and Vans ..	4,188	4,183	873	754	119	114	..	114	..	73	73	447	..	91	260	5,649
{ Ambulances	3,438

* See also p. 852.

† Tonnage not stated.

TABLE (i).—MECHANICAL TRANSPORT IN FRANCE BY QUARTERS FROM NOVEMBER, 1916, TO JANUARY, 1918—continued.

Date and description.	War Estab- lishment of Field Units.	Number.				Surplus over Estab- lishment.	New Services contem- plated.	Surplus or deficiency after meeting New Services.		On Lines of Communication.		Em- ployed at Bases.	Struck off charge.	Des- patched to England.	Total in France. (Total Cols. 2, 3, 10, 11 and 12.)	
		Already allotted.	Available.					+	-	En route for the front.	Work- ing.					
			In shops or depôts.	Unfit for allot- ment.	Net.											
																(1)
<i>14th July, 1917.</i>																
Lorries { 3-ton	18,463	18,466	1,414	813	601	604	80	524	..	124	111	376	..	188*	766*	20,991
{ 30-cwt.	2,458	2,457	377	271	106	105	18	87	..	21	58	494	3,407
Workshop	856	857	35	8	27	28	3	25	..	5	..	23	920
Store	725	728	78	3	75	78	6	72	..	9	..	15	830
Pneumatic-tyred { Cars and Vans ..	4,794	4,807	1,176	740	436	449	..	449	..	28	139	609	..	96	551	6,759
{ Ambulances	3,823
<i>13th October, 1917.</i>																
Lorries { 3-ton	19,250	19,267	1,252	574†	678	695	40	655	..	505	429	795	..	227*	1,163*	22,248
{ 30-cwt.	2,361	2,368	299	129	170	177	21	156	..	35	159	488	3,349
Workshop	877	879	34	10	24	26	6	20	25	22	960
Store	746	747	66	6	60	61	11	50	35	15	863
Pneumatic-tyred { Cars and Vans ..	5,050	5,061	1,146	516	627	631	1	637	..	46	302	424	..	112	721	6,979
{ Ambulances	3,305
<i>January, 1918.</i>																
Lorries { 3-ton	17,910	17,940	1,358	775†	583	613	137	476	..	988	564	851	8	246*	1,300*	21,709
{ 30-cwt.	2,188	2,195	244	129	115	122	34	88	..	84	114	486	3	3,126
Workshop	808	809	22	9	13	14	26	..	12	9	30	23	893
Store	691	692	47	2	45	46	32	14	..	10	39	16	3	807
Pneumatic-tyred { Cars and vans ..	4,806	4,817	950	571	379	390	4	386	..	105	355	460	..	125	804	6,687
{ Ambulances	2,392	494	25	59	193	3,163
Motor cycles	9,552	2,788	192	675	309	13,516

* Tonnage not stated.

† Includes 13 Swiss Bernas being equipped in Paris.

NOTE.—The returns from which this table is compiled were revised and augmented; it was therefore discontinued in this form and is now shown as revised, on the next page.

TABLE (ii.) (a).—MONTHLY CENSUS OF MECHANICAL TRANSPORT VEHICLES IN ALL THEATRES.

(Royal Air Force Vehicles not included.)

(16th November, 1918.)

Type of vehicle.	France.	Italy.	Salonica.*	North Russia.	Malta.	Egypt, 5.10.18.	East Africa.	Meso-potamia.	Total Overseas.	Home Service.	Home Depôts.†	Total in Service.
Lorries	26,809	1,150	2,006	41	53	1,378	576	677	32,690	4,475	9,400	46,565
Workshops	708	38	90	..	2	76	5	81	1,000	22	71	1,093
Stores	904	52	104	72	9	132	1,273	7	105	1,385
Fortifications and Works Department	1,302	117	56	16	25	..	1,516	81	589	2,186
Steam wagons	725	725	159	71	955
Cars	5,137	378	400	12	21	578	187	534	7,256	1,867	1,491	10,614
Vans, light	2,526	133	1,393	4	1	664	2,148	3,213	10,082	1,198	1,004	12,284
Ambulances	3,527	238	338	10	83	546	317	419	5,478	897	527	6,902
Motor cycles, solo	14,328	615	658	28	16	1,349	897	1,132	19,296	2,978	9,286	33,845
Motor cycles, with sidecars		150	5			88		30		1,654	631	
Caterpillar tractors	788	4	13	8	..	281	..	38	1,132	4	182	1,318
Steam tractors	65	7	72	66	61	199
Caterpillar trucks	7	186	193	..	31	224
Wheeled trucks	17	18	35	401	656	1,092
Disinfectors	90	5	95	..	3	98
Motor boats	10	..	8	37	1	..	56	4	..	60
Armoured cars	16	..	91	107	26	..	133
Miscellaneous	142	3	..	154	11	310	109	..	419
Total	57,051	2,880	5,080	103	211	5,296	4,319	6,376	81,316	13,948	24,108	119,372

The above figures are according to the latest available information.

* Including M.T. with the Serbian Army.

† Includes vehicles awaiting extensive repairs and consequently not available for issue.

TABLE (ii.) (b.)—MONTHLY CENSUS OF MECHANICAL TRANSPORT VEHICLES IN ALL THEATRES.

(Royal Air Force vehicles not included.)

(1st November, 1919.)

Type of vehicle.	Army of the Rhine.*	France.*	Italy.*	Army of the Black Sea.	Malta.	Egypt.*	East Africa.	Meso-potamia.	Total overseas.	Home services.	Home depôts.*	Total in services.
Lorries	1,908	3,073	62	1,887	42	1,430	..	859	9,261	8,151	1,021†	13,433
Workshops	84	142	6	84	2	80	..	86	484	34	16	534
Stores	111	187	6	92	..	73	..	140	609	19	12	640
Fortifications and Works Department	108	131	..	88	..	18	345	89	343	777
Steam wagons	17	181	198	109	14	321
Cars	730	1,135	48	436	21	508	..	466	3,344	811	290	4,445
Vans, light	267	578	15	1,524	2	611	..	2,905	5,902	1,429	552†	7,883
Ambulances	387	663	2	252	45	478	..	325	2,152	883	253	3,288
Cycles	1,511	1,725 {	76 {	490 {	16 {	1,251 {	.. {	1,004 {	6,300 {	2,300 {	2,497 {	12,637 {
Cycles, with S.C.C.	122											
Caterpillar tractors	41	11	..	1	..	184	..	25	262	14	262	538
Steam tractors	9	7	16	46	17	79
Caterpillar trucks	102	102	..	41	143
Wheeled trucks	1	..	17	31	49	277	284	610
Disinfectors	8	8
Motor boats	8	36	44	3	..	47
Armoured cars	22	..	45	67	36	35	138
Miscellaneous	31	31	94	..	125
Total	5,286	7,835	228	4,855	160	4,895	..	5,907	29,166	10,573	5,907	45,646

The above figures are according to the latest returns from theatres.

* These figures do not include vehicles available for disposal.

† Includes chassis.

TABLE (ii.) (c).—MONTHLY CENSUS OF MECHANICAL TRANSPORT VEHICLES IN ALL THEATRES.

(Royal Air Force Vehicles not included.)

(1st April, 1920.)

Type of vehicle.	Army of the Rhine.*	France.*	Italy.*	Salonica.	North Russia.	Army of the Black Sea.	Malta.	Egypt.*	East Africa.	Meso-potamia.	Total Overseas.	Home Service.	Home Depôts.*	Total in Service.
Lorries	363	957	33	1,878	45	1,306	..	909	5,491	1,628	921†	8,040
Workshops	22	158	1	80	2	79	..	90	432	40	72	544
Stores	19	210	1	88	..	75	..	146	539	26	99	664
Fortifications and Works Department.	273	61	88	..	16	438	27	159	624
Steam wagons	78	78	72	..	150
Cars	267	324	12	406	21	390	..	447	1,867	351	109	2,327
Vans, light	99	180	4	1,371	2	553	..	2,982	5,191	819	275†	6,285
Ambulances	194	493	4	249	60	425	..	321	1,746	518	103	2,367
Cycles	282	684 {	20	479	13	763	..	944	3,272 {	1,020	1,237	6,102
Cycles, with S.C.C.	27		5	1	..	43	..	11		524	49	
Caterpillar tractors	83		32	2	1	..	180	..		25	323	
Steam tractors	3	7	10	43	..	53
Caterpillar trucks	99	99	..	34	133
Wheeled trucks	8	17	31	56	144	14	214
Disinfectors	3	7	10	..	8	18
Motor boats	36	36	36
Armoured cars	20	61	40	..	101
Miscellaneous	8	31	39	39
Total	1,640	3,187	87	4,641	175	4,016	..	5,947	19,688	5,285	3,299	28,272

The above figures are according to the latest available information.

* These figures do not include vehicles available for disposal.

† Include chassis.

597
Mechanical Transport at Home and Abroad.

PART XVIII.

MILITARY RAILWAYS AND INLAND WATER TRANSPORT.

SECTION 1.

RAILWAY AND INLAND WATER TRANSPORT PERSONNEL

TABLE (i.) (a).—DETAIL OF THE ESTABLISHMENT AND STRENGTH OF THE RAILWAY AND ROAD PERSONNEL EMPLOYED IN THE VARIOUS THEATRES OF WAR AND THE NUMBERS STILL REQUIRED TO COMPLETE ESTABLISHMENT.

(1st February, 1919.)*

Theatre of War.	—	1st July, 1918.	1st August, 1918.	1st September, 1918.	1st October, 1918.	1st November, 1918.	1st December, 1918.	1st January, 1919.	1st February, 1919.
FRANCE	Establishment	78,908	79,052	79,051	79,133	80,554	83,742	83,742	83,742
	Deficiencies { Officers	143	167	168	192	210	253	249	255
EGYPT	Men	5,151	4,934	5,130	5,355	5,028	6,221	5,880	5,380
	Establishment	7,323	7,323	7,323	8,397	8,397	8,397	8,913	8,376
SALONICA	Deficiencies { Officers	78	78	80	108	98	96	83	95
	Men	410	216	540	1,356	567	1,102	229	..
ITALY (Director-General of Transport).	Establishment	2,680	2,470	2,451	2,839	3,050	3,050	3,796	3,803
	Deficiencies { Officers	10	6	5	9	31	32	46	50
MESOPOTAMIA	Men	324	157	143	412	521	204	551	705
	Establishment	1,310	1,310	1,310	1,310	1,303	1,303	1,303	1,303
EAST AFRICA	Deficiencies { Officers	26	8	12	11	8	7	11	11
	Men	304	263	240	233	244	185	174	223
TOTAL	Establishment	14	14	14	14	26	26	26	26
	Deficiencies { Officers
TOTAL	Men
	Establishment	22	22	22	22	22	22	22	22
TOTAL	Deficiencies { Officers
	Men
TOTAL	Establishment	90,257	90,191	90,171	91,715	93,352	96,540	97,802	97,272
	Deficiencies { Officers	257	259	265	320	347	388	389	411
TOTAL	Men	6,189	5,570	6,053	7,356	6,360	7,712	6,334	6,308

* In consequence of demobilization, only the actual strength figures will be shown in future. (See Table (i) (b).)

TABLE (i) (b).—DETAIL OF THE STRENGTH OF THE RAILWAY AND ROAD PERSONNEL EMPLOYED IN THE VARIOUS THEATRES OF WAR.

Theatre of war.	Strength on 1.3.19.		Strength on 1.4.19.		Strength on 1.5.19.		Strength on 1.8.19.		Strength on 1.9.19.		Strength on 1.10.19.		Strength on 1.11.19.		Strength on 1.12.19.	
	Officers.	Other ranks.	Officers.	Other ranks.	Officers.	Other ranks.	Officers.	Other ranks.	Officers.	Other ranks.	Officers.	Other ranks.	Officers.	Other ranks.	Officers.	Other ranks.
France and Army of the Rhine (a).	1,458	45,496	1,306	35,920	977	23,635	728	16,595	586	13,236	528	10,731	425	5,497	301	2,139
Egypt (b)	176	5,668	182	4,703	174	4,371	119	2,293	119	2,238	122	2,026	104	1,780	103	1,223
Salonica (b) (d)	86	2,103	77	1,166	102	898	114	883	101	619	78	246	71	180	69	134
Italy (a)	88	438	86	365	76	329	54	219	48	215	40	180	31	108	29	115
Mesopotamia (c)	26	..	26	..	22	..	22	..	22	115	972	115	972
Russia (b)	67	212	65	218	65	218	65	239	65	239	58	25	58	25	58	25
Total	1,875	53,943	1,716	42,498	1,394	29,473	1,080	20,251	919	16,569	826	13,208	804	8,562	675	4,608
	Strength on 1.1.20.		Strength on 1.2.20.		Strength on 1.3.20.		Strength on 1.4.20.									
France and Army of the Rhine (a).	247	1,647	206	1,362	186	1,525	174	1,334								
Egypt (b)	105	1,149	81	696	73	386	61	221								
Salonica (b) (d)	60	154	58	54	47	59	42	42								
Italy (a)	29	115	40	74	20	74	2	6								
Mesopotamia (c)	115	972	115	972	*	*								
Russia (b)	32	16	32	16	32	16	32†	16								
Total	588	4,053	532	3,174	358	2,060	311	1,619								

(a) Includes attached men.

(b) Excludes attached men.

(c) Detail sent from England.

(d) Includes Caucasus and Ottoman Railways.

* Mesopotamian railways are expected to come under civil control on 1st April, and all personnel required for them is now found by the India Office.

† Nominal strength—this mission is being recalled.

TABLE (ii).—RAILWAY PERSONNEL IN FRANCE, AND ARMY OF THE RHINE.
(1st April, 1920.)

Description.	Strength, France and Flanders.		Strength, Army of the Rhine.	
	Officers.	Men.	Officers.	Men.
C.M.E. (Chief Mechanical Engineer)	5	83	5	48
D. of C.; C.R.C.E. (Director of Construction; Chief Railway Constructional Engineer).	9	341	5	13
D.G.T. (Director-General of Transportation)	12	32
D.L.R. (Director of Light Railways)
D. of Roads (Director of Roads)	1	2
D.R.T.; R.T.E. (Director of Railway Traffic; Railway Traffic Establishment).	52	124	49*	312
D.R.T.; R.O.D. (Director of Railway Traffic; Railway Operating Department).	2	64	2	3
A.D.G.T., Stores (Assistant Director-General of Transportation).	2	9
Train Crew Company	15	198
Railway Control Posts	15	105
Totals	68	612	106	722

* Includes 5 Regular officers on probation with R.T.E.

NOTE.—Headquarters include Main Headquarters and local headquarters of sections and companies.

Military Railways. Personnel. All Theatres.

TABLE (iii).—*DETAIL OF THE ESTABLISHMENT AND STRENGTH OF THE RAILWAY PERSONNEL EMPLOYED IN THE VARIOUS THEATRES OF WAR AND THE NUMBERS STILL REQUIRED TO COMPLETE ESTABLISHMENT SINCE 10TH MAY, 1917.

Theatre of War and employment.	10th May, 1917.			1st July, 1917.			1st October, 1917.			1st January, 1918.			1st April, 1918.			1st June, 1918.		
	Establishment.	Provided and Overseas.	Balance required.	Establishment.	Provided and Overseas.	Balance required.	Establishment.	Provided and Overseas.	Balance required.	Establishment.	Provided and Overseas.	Balance required.	Establishment.	Provided and Overseas.	Balance required.	Establishment.	Provided and Overseas.	Balance required.
1. FRANCE.																		
Broad Gauge Construction ..	7,680	7,034	646	12,850	12,850	..	12,850	12,850	..	14,918	14,918	..	15,114	15,114	..	14,080	14,080	..
Broad Gauge Operating ..	15,810	10,534	5,306	16,300	11,170	5,130	16,564	13,997	2,567	16,564	11,057	2,507	15,741	14,017	1,727	15,744	14,233	1,511
Broad Gauge Workshops, &c.	4,563	1,885	2,678	4,563	3,384	1,179	4,563	3,767	796	4,563	3,771	792	4,563	4,002	561
Light Railway Construction ..	9,306	9,306	..	6,204	6,204	..	6,204	6,204	..	6,204	6,204	..	7,238	6,737	501	8,272	7,681	591
Light Railway Operating ..	9,240	6,308	2,932	7,656	6,752	904	7,392	7,320	72	7,392	7,248	144	7,920	7,334	586	7,920	7,329	591
Light Railway Workshops, &c.	1,584	1,472	112	1,584	1,560	24	1,584	1,584	..	1,584	1,584	..	1,397	1,397	..
Railway transport ..	2,146	1,806	340	2,093	2,093	..	2,093	2,093	..	2,093	2,093	..	2,093	2,093	..	2,093	2,093	..
Survey ..	116	57	59	224	106	118	224	208	16	224	224	..	224	224	..	252	252	..
Road construction ..	8,645	7,410	1,235	9,633	8,398	1,235	9,633	9,139	494	9,430	9,139	291	9,430	9,183	247	9,430	9,183	247
Quarry ..	3,096	1,806	1,290	3,162	2,838	324	3,162	3,153	9	3,420	3,411	9	3,420	3,420	..	3,420	3,420	..
Headquarters all directorates ..	134	131	3	570	457	113	610	482	128	770	657	113	753	736	17	766	749	17
Transportation stores	4,016	870	3,137	4,016	3,204	812	4,016	3,263	753	4,016	3,263	753	4,003	3,250	753
Labour	1,261	1,261	..	2,201	2,149	52
Miscellaneous	817	314	503	809	809	..
Total ..	56,203	44,392	11,811	68,855	55,104	13,751	68,895	63,594	5,301	71,178	66,565	4,613	74,177	69,051	5,126	74,950	70,627	4,323
2. EGYPT.																		
Broad Gauge Construction ..	480	414	66	480	480	..	960	487	473	1,210	918	292
Broad Gauge Operating ..	1,848	1,488	360	1,848	1,488	360	2,376	1,772	604	5,016	2,881	2,135	4,224	3,441	783	4,224	3,808	416
Light Railway Construction	1,440	1,440	..	1,440	1,440	..
Light Railway Operating	528	528	..	528	528	..
Railway transport ..	56	42	14	52	52	..	416	300	116	416	401	15	520	520	..	520	498	22
Survey	10	10	..	10	..	10
Headquarters all directorates	29	29	..	41	37	4
Total ..	2,384	1,944	440	2,380	2,020	360	3,752	2,559	1,193	6,642	4,200	2,442	6,751	5,968	783	6,763	6,311	452
3. SALONICA.																		
Broad Gauge Construction ..	1,056	1,004	52	1,056	735	321	792	667	125	720	720
Broad Gauge Operating ..	871	865	6	871	774	97	871	754	117	792	792	..	792	718	2	720	702	18
Light Railway Construction	264	..	264	264	..	264
Light Railway Operating	154	88	66	154	72	82
Railway transport ..	156	155	1	154	154	..	162	162	..	154	96	58	32	..	32	32	..	32
Survey	30	19	11	30	21	9
Headquarters all directorates	17	17	..	17	17	..
Transportation stores ..	17	17	..	17	17	..	20	20	..	17	17	..	251	209	42	251	204	47
Labour ..	288	285	3	288	256	32	275	237	38	250	227	23	203	40	163	206	91	115
Miscellaneous
Total ..	2,388	2,326	62	2,386	1,936	450	2,120	1,840	280	2,109	1,962	127	2,463	1,883	580	2,463	1,899	567
4. MESOPOTAMIA.																		
Railway transport ..	6	6	..	6	6	..	6	6	..	6	6	..	6	6	..	6	6	..
Miscellaneous ..	4	..	4	4	4	..	8	8	..	8	8	..	8	8	..	8	8	..
Total ..	10	6	4	10	10	..	14	14	..	14	14	..	14	14	..	14	14	..
5. EAST AFRICA.																		
Railway transport ..	5	5	..	5	5	..	5	5	..	5	5	..	5	5	..	5	5	..
Road construction	22	..	22	22	22	..
Miscellaneous
Total ..	5	5	..	5	5	..	5	5	..	5	5	..	27	5	22	27	27	..
6. MEDITERRANEAN (L. of C.).																		
Railway transport	73	15	58	616	545	71	366	352	14	186	186	..	186	186	..
Total	73	15	58	616	545	71	366	352	14	186	186	..	186	186	..
7. ITALY.																		
Light Railway Construction	264	72	192	264	134	130
Light Railway Operating	483	408	75	483	426	57
Railway transport	1,334	492	842	17	16	1	17	8	9
Survey	102	102	..	102	66	36
Headquarters all directorates	63	60	3	63	32	31
Transportation stores
Total	1,334	492	842	929	658	271	929	666	263
8. TOTAL.																		
Broad Gauge Construction ..	9,216	8,452	764	14,386	14,065	321	14,602	14,004	598	16,348	16,556	292	15,114	15,114	..	14,080	14,080	..
Broad Gauge Operating ..	18,559	12,887	5,672	19,019	13,432	5,587	19,811	13,523	3,288	22,372	17,730	4,642	20,760	18,250	2,510	20,760	18,833	1,927
Broad Gauge Workshops, &c.	4,563	1,885	2,678	4,563	3,384	1,179	4,563	3,767	796	4,563	3,771	792	4,563	4,002	561
Light Railway Construction ..	9,306	9,306	..	6,204	6,204	..	6,204	6,204	..	6,204	6,204	..	9,398	8,865	503	10,432	9,823	609
Light Railway Operating ..	9,240	6,308	2,932	7,656	6,752	904	7,392	7,320	72	7,392	7,248	144	8,976	7,934	1,042	8,976	7,991	985
Light Railway Workshops, &c.	1,584	1,472	112	1,584	1,560	24	1,584	1,584	..	1,584	1,584	..	1,397	1,397	..
Railway transport ..	2,386	2,031	355	2,353	2,225	58	3,293	3,111	187	4,374	3,445	929	3,447	3,306	141	3,447	3,286	161
Survey ..	116	57	59	224	106	118	224	208	16	224	224	..	283	250	33	311	260	51
Road construction ..	8,645	7,410	1,235	9,633	8,398	1,235	9,633	9,139	494	9,430	9,139	291	9,452	9,183	269	9,452	9,205	247
Quarry ..	3,096	1,806	1,290	3,162	2,838	324	3,162	3,153	9	3,420	3,411	9	3,420	3,420	..	3,420	3,420	..
Headquarters all directorates ..	134	131	3	570	457	113	610	482	128	770	657	113	914	886	28	939	873	66
Transportation stores	4,022	896	3,137	4,036	3,224	812	4,033	3,280	753	4,096	3,340	756	4,083	3,299	784
Labour ..	288	285	3	288	256	32	275	237	38	250	227	23	1,512	1,470	42	2,452	2,353	99
Miscellaneous ..	4	..	4	4	4	..	8	8	..	184	188	46	1,028	362	666	1,0		

TABLE (iv).—DETAIL OF THE REQUIREMENTS AND STRENGTH OF THE INLAND WATER TRANSPORT PERSONNEL (EXCLUDING NATIVE LABOUR EMPLOYED) EMPLOYED IN THE VARIOUS THEATRES OF WAR AND THE NUMBERS STILL REQUIRED SINCE 1ST JULY, 1917.

Theatre of war and employment.	1st July, 1917.			1st October, 1917.			1st January, 1918.			1st April, 1918		
	Requirements	Provided and Overseas.	Balance required.	Requirements.	Provided and Overseas.	Balance required.	Requirements.	Provided and Overseas.	Balance required.	Requirements.	Provided and Overseas.	Balance required.
1. FRANCE.												
Headquarters and Sections	11,018	7,219	3,799	11,018	6,305	4,713	11,032	6,706	4,326	11,032	7,074	3,958
Docks*	1,346	723	623	1,396	1,280	116	1,417	1,341	76	1,396	1,353	43
Port Construction*	553	550	3	1,585	472	1,113	1,585	693	892	1,585	697	888
Total	12,917	8,492	4,425	13,999	8,057	5,942	14,034	8,740	5,294	14,013	9,124	4,889
2. EGYPT.												
Headquarters and Sections	400	70	330	400	77	323	221	98	123	364	123	241
Total	400	70	330	400	77	323	221	98	123	364	123	241
3. SALONICA.												
Headquarters and Sections	75	67	8	140	140	..	273	259	14	273	273	..
Total	75	67	8	140	140	..	273	259	14	273	273	..
4. MESOPOTAMIA.												
Headquarters and Sections	2,451	1,922	529	2,749	2,058	691	2,739	2,288	451	2,451	2,451	..
Total	2,451	1,922	529	2,749	2,058	691	2,739	2,288	451	2,451	2,451	..
5. MEDITERRANEAN L. OF C.												
Headquarters and Sections	656	541	115	656	656	..
Total	656	541	115	656	656	..
6. EAST AFRICA.												
Headquarters and Sections	238	119	119
Total	238	119	119
7. HOME.												
Headquarters	22	22	72	72	..	91	91	..
Construction*	1,487	1,487	..	2,979	2,979	..	5,681	5,681	..	6,195	6,195	..
Mechanical*	2,175	2,175	..	2,175	2,175	..	2,175	2,175	..	2,175	2,175	..
Traffic*	584	584	..	584	584	..	584	584	..	584	584	..
Stores*	244	244	..	244	244	..	244	244	..	244	244	..
Marine†	1,500	1,495	5	1,337	1,337	..	1,495	1,495	..	1,495	1,495	..
Train Ferries
Total	6,012	6,007	5	7,319	7,319	..	10,251	10,251	..	10,784	10,784	..
8. TOTAL.												
Headquarters and Sections	13,966	9,300	4,666	14,307	8,580	5,727	14,993	9,964	5,029	15,105	10,787	4,318
Docks*	1,346	723	623	1,396	1,280	116	1,417	1,341	76	1,396	1,353	43
Port Construction*	553	550	3	1,585	472	1,113	1,585	693	892	1,585	697	888
Construction*	1,487	1,487	..	2,979	2,979	..	5,681	5,681	..	6,195	6,195	..
Mechanical*	2,175	2,175	..	2,175	2,175	..	2,175	2,175	..	2,175	2,175	..
Traffic*	584	584	..	584	584	..	584	584	..	584	584	..
Stores*	244	244	..	244	244	..	244	244	..	244	244	..
Marine†	1,500	1,495	5	1,337	1,337	..	1,495	1,495	..	1,495	1,495	..
Train Ferries
Total	21,855	16,558	5,297	24,607	17,651	6,956	28,174	22,177	5,997	28,799	23,530	5,249

* Includes Headquarters.

† Previously described as Home Operating.

NOTE.—The above figures exclude officers and attached men.

Inland Water Transport.
Personnel—All Theatres.

602

TABLE (iv.).—DETAIL OF THE REQUIREMENTS AND STRENGTH OF THE INLAND WATER TRANSPORT PERSONNEL (EXCLUDING NATIVE LABOUR EMPLOYED) EMPLOYED IN THE VARIOUS THEATRES OF WAR AND THE NUMBERS STILL REQUIRED SINCE 1ST JULY, 1917—*continued.*

Theatre of war and employment.	1st August, 1918.			1st October, 1918.			1st November, 1918.			1st December, 1918.		
	Requirements.	Provided and Overseas.	Balance required.	Requirements.	Provided and Overseas.	Balance required.	Requirements.	Provided and Overseas.	Balance required.	Requirements.	Provided and Overseas.	Balance required.
1. FRANCE												
Headquarters and Sections	11,032	6,730	4,302	11,032	7,075	3,957	11,032	7,239	3,733	11,032	7,405	3,627
Docks*	1,396	1,322	74	1,396	1,381	15	1,396	1,388	8	1,396	1,396	..
Port Construction* ..	1,585	737	848	1,585	753	832	1,585	737	848	1,585	723	862
Transportation Works	1,287	1,239	48	1,287	1,232	55	1,287	1,156	131
Total	14,013	8,789	5,224	15,300	10,448	4,852	15,300	10,656	4,644	15,300	10,680	4,620
2 EGYPT.												
Headquarters and Sections	337	337	..	353	303	50	353	303	50	353	305	48
Total	337	337	..	353	303	50	353	303	50	353	305	48
3. SALONICA.												
Headquarters and Sections	306	306	..	306	306	..	281	281	..	471	468	3
Total	306	306	..	306	306	..	281	281	..	471	468	3
4 MESOPOTAMIA.												
Headquarters and Sections	2,451	2,029	422	3,172	2,102	1,070	3,172	2,209	963	3,957	2,267	1,690
Total	2,451	2,029	422	3,172	2,102	1,070	3,172	2,209	963	3,957	2,267	1,690
5. MEDITERRANEAN L. OF C.												
Headquarters and Sections	656	656	..	656	656	..	656	656	..	656	656	..
Total	656	656	..	656	656	..	656	656	..	656	656	..
6. EAST AFRICA												
Headquarters and Sections	238	123	115	316	316	..	316	316	..	316	279	37
Total	238	123	115	316	316	..	316	316	..	316	279	37
7. HOME.												
Headquarters	110	110	..	3,713	3,447	266	3,755	2,972	783	3,755	2,769	986
Construction*	2,765	2,765	..	6,465	6,465	..	6,465	5,563	902	6,465	5,642	823
Mechanical and Shipyard*	2,175	2,175	..	7,780	5,625	2,155	6,530	5,122	1,408	6,530	5,011	1,519
Traffic*	584	584	..	1,544	1,544	..	1,544	1,544	..	1,544	1,544	..
Stores*	244	244	..	519	519	..	519	519	..	519	519	..
Marinet†	1,673	1,673	..	2,465	2,313	152	2,465	2,465	..	2,465	2,404	61
Train Ferries	158	158	..	403	403	..	463	463	..	451	451	..
Total	7,709	7,709	..	22,889	20,316	2,573	21,741	18,648	3,093	21,729	18,340	3,389
8. TOTAL.												
Headquarters and Sections	15,130	10,291	4,839	19,548	14,205	5,343	19,565	14,036	5,529	20,540	14,149	6,391
Docks*	1,356	1,322	34	1,396	1,381	15	1,396	1,388	8	1,396	1,396	..
Port Construction* ..	1,585	737	848	1,585	753	832	1,585	737	848	1,585	723	862
Construction*	2,765	2,765	..	7,752	7,704	48	7,752	6,795	957	7,752	6,798	954
Mechanical and Shipyard*	2,175	2,175	..	7,780	5,625	2,155	6,530	5,122	1,408	6,530	5,011	1,519
Traffic*	584	584	..	1,544	1,544	..	1,544	1,544	..	1,544	1,544	..
Stores*	244	244	..	519	519	..	519	519	..	519	519	..
Marinet†	1,673	1,673	..	2,465	2,313	152	2,465	2,465	..	2,465	2,404	61
Train Ferries	158	158	..	403	403	..	463	463	..	451	451	..
Total	25,670	19,949	5,721	42,992	34,447	8,545	41,819	33,069	8,750	42,782	32,995	9,787

* Includes Headquarters.

† Previously described as Home Operating.

NOTE.—The above figures exclude officers and attached men.

TABLE (iv).—DETAIL OF THE REQUIREMENTS AND STRENGTH OF THE INLAND WATER TRANSPORT PERSONNEL (EXCLUDING NATIVE LABOUR EMPLOYED) EMPLOYED IN THE VARIOUS THEATRES OF WAR AND THE NUMBERS STILL REQUIRED FROM 1ST JULY, 1917, TO 1ST FEBRUARY, 1919—*continued.*

Theatre of war and employment.	1st January, 1919.			1st February, 1919.			1st March, 1919.		1st April, 1919.		1st May, 1919.	
	Requirements.	Provided and Overseas.	Balance required.	Requirements.	Provided and Overseas.	Balance required.	Strength only.		Strength only.		Strength only.	
							Officers.	Other ranks.	Officers.	Other ranks.	Officers.	Other ranks.
1. FRANCE.												
Headquarters and Sections	11,032	7,555	3,477	11,032	7,359	3,673	165	5,919	152	4,749	140	3,288
Docks*	1,396	1,396	..	1,396	1,352	44	108	1,288	105	911	90	685
Port Construction*	1,585	724	861	1,585	694	891	22	571	22	316	20	239
Transportation Works	1,287	1,136	151	1,287	1,112	175	23	820	20	523	16	222
Total	15,300	10,811	4,489	15,300	10,517	4,783	318	8,598	299	6,499	266	4,434
2. EGYPT.												
Headquarters and Sections	353	314	39	353	305	48	67	282	67	282	67	282
Total	353	314	39	353	305	48	67	282	67	282	67	282
3. SALONICA.												
Headquarters and Sections	281	281	..	281	281	..	16	121	14	377	11	330
Total	281	281	..	281	281	..	16	121	14	377	11	330
4. MESOPOTAMIA.												
Headquarters and Sections	3,957	2,274	1,683	3,957	2,356	1,601	444	1,905	539	1,879	438	1,367
Total	3,957	2,274	1,683	3,957	2,356	1,601	444	1,905	539	1,879	438	1,367
5. MEDITERRANEAN L. OF C.												
Headquarters and Sections	656	656	..	656	656	..	11	181	8	141	7	113
Total	656	656	..	656	656	..	11	181	8	141	7	113
6. EAST AFRICA.												
Headquarters and Sections	316	271	45	316	235	81	35	243	Caucasus.
Total	316	271	45	316	235	81	35	243
7. RUSSIA.												
Headquarters and Sections	4	108	8	108	8	108
Total	4	108	8	108	8	108
8. HOME.												
Headquarters	3,755	2,473	1,282	3,755	2,293	1,462	171	1,814	75	1,234	72	1,021
Construction*	6,465	4,367	2,098	6,465	2,453	4,012	13	424	13	287	10	222
Mechanical and Shipyard*	6,530	3,852	2,678	6,530	2,395	4,135
Traffic*	1,544	1,544	..	1,544	1,444	100	4	120	4	118	3	109
Stores*	519	519	..	519	458	61	11	20	9	19	8	16
Marinet†	2,465	2,383	82	2,465	2,239	226	13	60	4	8	4	7
Train Ferries	451	451	..	451	451	..	43	254	32	206	27	146
Total	21,729	15,589	6,140	21,729	11,733	9,996	255	2,692	137	1,872	124	1,521
9. TOTAL.												
Headquarters and Sections	20,350	13,824	6,526	20,350	13,485	6,865	913	10,573	863	8,770	743	6,509
Docks*	1,396	1,396	..	1,396	1,352	44	108	1,288	105	911	90	685
Port Construction*	1,585	724	861	1,585	694	891	22	571	22	316	20	239
Transportation Works	23	820	20	523	16	222
Construction*	7,752	5,503	2,249	7,752	3,565	4,187	13	424	13	287	10	222
Mechanical and Shipyard*	6,530	3,852	2,678	6,530	2,395	4,135
Traffic*	1,544	1,544	..	1,544	1,444	100	4	120	4	118	3	109
Stores*	519	519	..	519	458	61	11	20	9	19	8	16
Marinet†	2,465	2,383	82	2,465	2,239	226	13	60	4	8	4	7
Train Ferries	451	451	..	451	451	..	43	254	32	206	27	146
Total	42,592	30,196	12,396	42,592	26,083	16,509	1,150	14,130	1,072	11,158	921	8,155

* Includes Headquarters

† Previously described as Home Operating

NOTE.—Prior to 1st March, the above figures exclude officers and attached men.

Inland Water Transport.
Personnel—All Theatres.

604

TABLE (iv).—DETAIL OF THE STRENGTH OF THE INLAND WATER TRANSPORT PERSONNEL EMPLOYED IN THE VARIOUS THEATRES OF WAR (EXCLUDING NATIVE LABOUR EMPLOYED) SINCE 1ST MARCH, 1919—*continued*.

Theatre of war and employment.	1st June, 1919.		1st August, 1919.		1st Sept, 1919.		1st October, 1919.		1st Nov, 1919.		1st Dec, 1919.	
	Strength only		Strength only		Strength only.		Strength only.		Strength only.		Strength only.	
	Officers	Other ranks	Officers	Other ranks.	Officers	Other ranks	Officers.	Other ranks.	Officers.	Other ranks	Officers.	Other ranks.
1. FRANCE.												
Headquarters and Sections	127	2,956	69	1,893	65	1,616	46	1,272	36	809	25	639
Docks*	75	748	64	702	64	675	60	629	40	365	26	319
Port Construction*	18	227	..	10	..	10	..	6
Transportation Works	12	167
Total	232	4,098	133	2,605	129	2,301	106	1,907	76	1,174	51	958
2 EGYPT.												
Headquarters and Sections	72	277	37	78	17	55	6	22	6	27	6	23
Total	72	277	37	78	17	55	6	22	6	27	6	23
3. SALONICA.												
Headquarters and Sections	11	328	9	233	8	217	5	152	.. †	40	..	40
Total	11	328	9	233	8	217	5	152	..	40	..	40
4 MESOPOTAMIA.												
Headquarters and Sections	334	970	306	746	330	781	320	776	308	729	290	652
Total	334	970	306	746	330	781	320	776	308	729	290	652
5. MEDITERRANEAN L. OF C												
Headquarters and Sections	7	196	5	183	4	157	3	144	2	92	..	79
Total	7	196	5	183	4	157	3	144	2	92	..	79
6. CASPIAN SEA.												
Headquarters and Sections	10	105	10	75	3	51	5	88	5	88
Total	10	105	10	75	3	51	5	88	5	88
7. RUSSIA.												
Headquarters and Sections	8	108	8	108	3	88	3	13
Total	8	108	8	108	3	88	3	13
8 FIUME												
Headquarters and Sections	2	4	2	4	2	8	2	8	1	8
Total	2	4	2	4	2	8	2	8	1	8
9 HOME.												
Headquarters and Depot Company ..	62	1,036	50	1,102	47	1,578	51	1,079	35	767	29	430
Construction*	8	87	4	49	4	42	4	31	3	19
Mechanical and Shipyard*
Traffic*
Stores*	8	15
Marinet	3	7	2	3	2	3	2	2
Train Ferries	30	242	9	69	4	30	3	13	2	13
Total	111	1,387	65	1,223	57	1,653	60	1,125	40	799	29	430
10. TOTAL												
Headquarters and Sections	621	5,871	496	4,452	486	4,571	439	3,517	394	2,560	356	1,959
Docks*	75	748	64	702	64	675	60	629	40	365	26	319
Port Construction*	18	227	..	10	..	10	..	6
Transportation Works	12	167
Construction*	8	87	4	49	4	42	4	31	3	19
Mechanical and Shipyard*
Traffic*
Stores*	8	15
Marinet	3	7	2	3	2	3	2	2
Train Ferries	30	242	9	69	4	30	3	13	2	13
Total ¹	775	7,364	575	5,285	560	5,331	508	4,198	439	2,957	382	2,278

* Includes Headquarters.

† Previously described as Home Operating.

‡ Remainder of personnel transferred to Constantinople.

NOTE.—Prior to 1st March, the above figures exclude officers and attached men.

TABLE (iv.).—DETAIL OF THE STRENGTH OF THE INLAND WATER TRANSPORT PERSONNEL EMPLOYED IN THE VARIOUS THEATRES OF WAR (EXCLUDING NATIVE LABOUR EMPLOYED) SINCE 1ST MARCH, 1919—*continued.*

Theatre of war and employment.	1st Jan., 1920		1st Feb., 1920.		1st Mar., 1920.		1st April, 1920		1st May, 1920		1st June, 1920.	
	Strength only.		Strength only.		Strength only		Strength only		Strength only		Strength only.	
	Officers.	Other ranks.	Officers.	Other ranks	Officers	Other ranks.	Officers.	Other ranks.	Officers.	Other ranks	Officers	Other ranks
1. FRANCE.												
Headquarters and Sections	19	317	18	237	} 30	249	20	132				
Docks*	19	122	19	84								
Port Construction*				
Transportation Works				
Total	38	439	37	321	30	249	20	132				
2. EGYPT.												
Headquarters and Sections	5	14	5	13	5	9	5	9				
Total	5	14	5	13	5	9	5	9				
3. SALONICA.												
Headquarters and Sections†	40	..	40	..	16	..	16				
Total	40	..	40	..	16	..	16				
4. MESOPOTAMIA.												
Headquarters and Sections	275	695	268	607	255	595	213	422				
Total	275	695	268	607	255	595	213	422				
5. MEDITERRANEAN L. OF C.												
Headquarters and Sections	78	..	78				
Total	78	..	78				
6. CASPIAN SEA.												
Headquarters and Sections	5	88				
Total	5	88				
7. RUSSIA												
Headquarters and Sections				
Total				
8. FUME.												
Headquarters and Sections	1	8	1	8				
Total	1	8	1	8				
9. HOME.												
Headquarters and Depot Company ..	26	425				
Construction*				
Mechanical and Shipyard*				
Traffic*				
Stores*				
Marinet †				
Tram Ferries				
Total	26	425				
10. TOTAL.												
Headquarters and Sections	331	1,665	292	983	} 290	869	238	579				
Docks*	19	122	19	84								
Port Construction*				
Transportation Works				
Construction*				
Mechanical and Shipyard*				
Traffic*				
Stores*				
Marinet †				
Tram Ferries				
Total	350	1,787	311	1,067	290	869	238	579				

* Includes Headquarters.

† Previously described as Home Operating.

‡ Also 3 officers and 26 other ranks at Constantinople, transferred from Salonica.

NOTE.—Prior to 1st March, the above figures exclude officers and attached men.

SECTION 2.

PROGRESS OF DELIVERIES OF MATERIAL, GROWTH OF TRAFFIC, &c.

TABLE (i).—PROGRESS OF TRANSPORTATION IN FRANCE SINCE JANUARY, 1917.

		Weekly average, 1917.											
		Jan.	Feb.	March.	April.	May.	June.	July.	Aug.	Sept.	Oct.	Nov.	Dec.
Imports	tons.	148,123	151,499	184,336	193,707	223,746	213,623	193,631	174,160	181,282	163,702	177,452	157,758
Exports	tons.	4,445	3,845	7,127	9,746	10,645	9,603	8,974	6,599	6,828	6,784
*Ships discharged	No.	173	158	164	173	195	206	195	166	173	163	162	167
*Tons discharged per hour	12·0	10·7	13·3	16·6	17·6	18·0	19·6	21·5	22·9	21·4	20·1	16·6
STANDARD GAUGE.													
Locomotives in traffic	No.	401	486	574	618	636	653	698	759	862	949
Tractors in traffic	No.	7	7	7	7	7	7	7
Wagons in traffic	No.	10,546	13,045	16,304	19,860	23,103	26,313	28,853	31,141	33,021	34,381
Wagons in traffic (in 10 ton units)	No.	33,432	37,304	40,688	43,339	45,328
Track laid	miles.	7·13	13·59	27·89	38·09	33·08	15·75	13·99	8·49	5·87	7·14	9·69	4·91
Miles operated	miles.	130	134	148	204	222	236	270	279	297	315	322	331
Trains run	No.	1,253	1,362	1,585	1,574	1,669	1,712	1,763	1,828	1,596	1,483
Trains worked over Nord Railways by British engines.	No.	70	483	873	1,050	1,134	1,407	1,890	2,198	2,093	2,079
Loaded wagons hauled over lines worked by British.	No.	12,792	11,026	17,263	19,761	26,350	27,457	34,682	38,760	41,917	51,781	42,709	36,496
Loaded wagons hauled over Nord Railway worked by British.	No.	1,265	12,941	20,814	22,502	25,041	31,697	43,987	50,278	47,021	48,138
Loaded wagons received at rail-head.	No.	16,914	15,193	20,544	26,399	26,831	23,123	24,422	27,057	26,137	28,310	26,110	24,395
METRE GAUGE.													
Locomotives in traffic	No.	20	23	42	47	33	16	16	16	16	16
Wagons in traffic	No.	132	138	222	324	307	208	208	208	208	208
Track laid	miles.	·25	·48	1·42	..	·22	·94	..	·32	1·54	·22	..	·02
Miles operated	miles.	12	13	20	51	56	44	10	10	10	10	10	10
Loaded wagons hauled	No.	175	149	178	747	632	489	188	195	190	218	236	208

TABLE (i).—PROGRESS OF TRANSPORTATION IN FRANCE SINCE JANUARY, 1917—continued.

		Weekly Average, 1918.											
		Jan.	Feb.	March.	April.	May.	June.	July.	Aug.	Sept.	Oct.	Nov.	Dec.
Loaded wagons hauled over lines worked by British.	No.	32,271	33,824	36,131	34,389	32,572	28,712	59,830	70,314	86,164	86,206	42,757	41,115
Loaded wagons hauled over Nord Railway worked by British.	No.	49,153	53,443	57,149	64,431	82,187	76,338	80,299	77,962	74,508	81,251	74,069	65,029
Loaded wagons received at rail-head.	No.	22,757	24,937	23,944	20,858	23,025	22,619	24,774	26,579	25,672	24,323	16,548	13,199
METRE GAUGE.													
Locomotives in traffic	No.
Wagons in traffic	No.
Track laid	miles.	..02	..98	..37	..29	..32	..66	3.24	2.3950	..12	..
Miles operated	miles.	32	46	46	36
Loaded wagons hauled	No.	620	689	517	689	..	1,786	2,237	2,421	1,922	1,435	750	499
LIGHT RAILWAYS (60 CM. GAUGE).													
Locomotives in traffic	No.	479	485	389	233	266	266	272	289	303	357	394	398
Tractors in traffic	No.	402	349	256	185	292	293	314	377	455	726	873	875
Wagons in traffic	No.	3,868	4,095	3,436	2,370	4,128	4,054	4,068	4,533	4,955	5,211	5,665	5,685
Track laid	miles.	10.35	18.94	21.56	16.15	13.94	16.96	16.72	28.82	20.8	13.57	..92	..52
Miles operated	miles.	772	834	708	397	359	404	447	541	747	811	668	778
Tons conveyed	No.	175,044	205,082	190,770	115,653	109,172	119,166	136,923	157,651	140,530	121,209	57,751	40,151
ROADS.													
Material used—													
Stone and slag	tons.	46,602	67,385	62,899	35,210	56,498	64,907	64,727	70,462	68,831	64,096	52,756	41,170
Sleepers and pit props	No.	30,884	48,774	43,884	21,100	36,185	25,239	18,956	20,180	36,240	28,624	10,455	2,321
Work done—													
New and re-made roads	sq. yards.	22,386	65,317	81,803	50,298	59,688	61,307	62,489	58,656	61,465	54,905	25,968	49,489
Roads resurfaced	sq. yards	39,663	106,001	128,723	41,554	58,526	115,220	132,185	161,847	126,322	96,647	52,918	36,392
QUARRIES.													
Output worked by British	tons.	40,384	52,024	59,781	37,585	49,225	62,212	66,144	69,868	70,748	64,404	46,869	25,384
Tonnage conveyed by road lorry	tons.	42,747	65,263	69,289	40,871	73,588	82,066	83,176	89,814	86,460	85,804	67,883	52,846

(3343)

		Weekly average, 1919.											
		Jan.	Feb.*	March.‡	April.§	May.	June.	July.	Aug.	Sept.	Oct.	Nov.	Dec.
Imports	tons.	81,841	71,790	52,841									
Exports	tons.	4,929	6,411	12,125									
Ships discharged	No.	74	68	47									
Tons discharged an hour	16.4	10.9	11.1									
STANDARD GAUGE.													
†Locomotives in traffic	No.	1,630	1,761	1,276									
Tractors in traffic	No.	7	7	..									
Wagons in traffic	No.	53,454	54,284	54,700									
Wagons in traffic (in 10 ton units)	No.	70,152	71,452	72,275									
New track laid	miles.	1.48	.67	..									
Miles operated	miles.	380	308	..									
Loaded trains run to railheads and on L. of C.	No.	876	750	702									
Loaded wagons hauled over lines worked by British.	No.	17,296	8,651	..									
Loaded wagons hauled over Nord Railway worked by British.	No.	57,302	46,105	..									
Loaded wagons received at rail-head.	No.	10,516	9,059	..									
METRE GAUGE.													
Locomotives in traffic	No.									
Wagons in traffic	No.									
Track laid	miles.	..	.21	..									
Miles operated	miles.									
Loaded wagons hauled	No.	481	372	..									
LIGHT RAILWAYS (60 CM. GAUGE).													
Locomotives in traffic	No.	401	405	..									
Tractors in traffic	No.	873	871	..									
Wagons in traffic	No.	5,809	6,380	..									
Track laid	miles.	1.58	2.44	..									
Miles operated	miles.	1,044	1,141	..									
Tons conveyed	No.	41,984	39,215	..									

For notes see next page.

TABLE (i.)—PROGRESS OF TRANSPORTATION IN FRANCE SINCE JANUARY, 1917—*continued.*

		Weekly average 1919.											
		Jan.	Feb.*	March.†	April.§	May.	June.	July.	Aug.	Sept.	Oct.	Nov.	Dec.
ROADS.													
Material used—													
Stone and slag tons.	28,787	11,965										
Sleepers and pit props No.	6,973	2,791										
Work done—													
New and re-made roads sq. yards.	27,355	..										
Roads resurfaced sq. yards.	18,800	..										
QUARRIES.													
Output worked by British tons.	11,844	..										
Tonnage conveyed by road lorry tons.	41,814	..										

* Average for three weeks only, except first four items which are for four weeks.
 † Includes locomotives delivered under the terms of the Armistice.
 ‡ Owing to demobilization at General Headquarters the bulk of the figures are not available.
 § Information discontinued.

TABLE (ii).—LOCOMOTIVES, ROLLING STOCK AND PERMANENT WAY SUPPLIED TO THE ARMY IN FRANCE.
(1st March, 1919.)

	Quantities shipped during																						Total to Dec., 1918.		
	To Feb., 1917.	March, 1917.	April, 1917.	May, 1917.	June, 1917.	July, 1917.	Aug., 1917.	Sept., 1917.	Oct., 1917.	Nov., 1917.	Dec., 1917.	Jan., 1918.	Feb., 1918.	Mar., 1918.	April, 1918.	May, 1918.	June, 1918.	July, 1918.	Aug., 1918.	Sept., 1918.	Oct., 1918.	Nov., 1918.		Dec., 1918.	
STANDARD GAUGE.																									
Locomotives ..	108	165	56	76	42	20	71	59	127	96	47	35	106	30	19	92	22	23	22	9	24	11	8	1,268*	
Wagons ..	9,079	4,651	3,136	3,386	4,175	2,486	2,604	1,846	1,871	1,892	1,674	870	788	651	361	521	876	668	2,989	2,914	2,464	1,933	1,536	53371	
Wagons in 10 ton units ..	12,834	4,736	4,180	4,699	5,522	3,592	3,910	2,859	2,738	3,151	2,942	1,471	1,602	1,029	524	636	672	898	3,060	3,192	2,609	2,556	1,905	71217	
Rails.. .. Miles	867	223	260	191	189	187	154	136	146	9	65	..	7	8	15	2	43	53	265	130	..	2950†	
METRE GAUGE.																									
Locomotives ..	} Figures not available.	25	8	8	7	2	50	
Wagons ..		674	188	183	35	120	1,200
Rails.. .. Miles		50	..	29	2	19	14	22	26	14	176
60 CM. GAUGE.																									
Locomotives, steam	290	134	..	145	115	20	19	1	1	663‡	
Tractors, petrol ..	50	41	36	63	33	22	50	20	5	30	38	12	15	11	..	53	27	74	117	34	28	140	21	914	
Locomotives, petrol electric	2	10	24	22	23	25	47	36	11	197	
Total	340	177	40	232	170	65	94	68	42	41	38	12	15	11	..	53	27	74	117	34	28	140	21	1,774	
Wagon	1,227	355	555	1,157	1,254	1,486	563	135	140	211	283	359	336	626	15	1,135	279	308	1,259	836	1,993	379	..	14891	
Rails, 9-lb. . Miles	350	..	27	44	64	25	23	28	11	16	23	28	21	47	29	74	39	40	44½	21½	92	56	48	1,151	
Rails, 9½-kl. . . "	75	75	
Rails, 16-lb. . . "	150	150	
Rails, 20-lb. . . "	195	178	287	171	127	3	3	26	
Rails, 20-lb., trench tramway	24	53	86	126	48	128	123	104	144	52	39	67	48	16	143	98½	160½	25	..	2,535§	
Total rails ..	770	178	314	215	215	81	112	154	59	144	146	158	165	99	68	141	87	56	187½	120	252½	81	48	3,911	

For notes see next page.

611 Military Railways. Rolling Stock, &c.—France.

(3343)

113

TABLE (ii.)—LOCOMOTIVES, ROLLING STOCK AND PERMANENT WAY SUPPLIED TO THE ARMY IN FRANCE—*continued.*

	Quantities shipped during										Total to Dec., 1919.	
	To Dec., 1918.	Jan., 1919.	Feb., 1919.	March, 1919.	April, 1919.	May, 1919.	June, 1919.	July, 1919 (a).				
STANDARD GAUGE.												
Locomotives	1,268*	20	15	2				
Wagons	53,371	1,178	326	324	385	491	241	124				
Wagons in 10 ton units	71,217	1,730	639	628	689	955	449	248				
Rails Miles	2,950†				
METRE GAUGE.												
Locomotives	50				
Wagons	1,200				
Rails Miles	178				
60 CM. GAUGE.												
Locomotives, steam	663‡				
Tractors, petrol	914				
Locomotives, petrol electric	197				
Total	1,774				
Wagon	14,891				
Rails, 9-lb. Miles	1,151	2				
Rails, 9½-lb. "	75				
Rails, 16-lb. "	150				
Rails, 20-lb. "	2,535§				
Rails, 20-lb., trench tramway "												
Total rails	3,911	2				

* Includes 43 diverted to other theatres and 8 lost at sea. † Includes 104 miles lost at sea. ‡ Excludes 38 sent on to Salonica, 25 to Egypt and 9 lost at sea included in the details.
 § Includes 12 miles lost at sea.
 (a) Shipments ceased at end of July, 1919.

Military Railways. Rolling Stock, &c.—France. 612

Inland Water
Transport. France and
Cross Channel Services,

TABLE (iii).—WEEKLY AVERAGE TONNAGE OF TRAFFIC AND NUMBER OF TROOPS
CONVEYED BY INLAND WATER TRANSPORT IN FRANCE AND BY BARGE BETWEEN
ENGLAND AND FRANCE.

(Since November, 1916.)

Period	Conveyed by Inland Water Transport in France.			Conveyed by barge between England and France.		
	Weekly average.			Weekly average tonnage of traffic.		
	Tonnage of traffic.	Per-sonnel carried.	Horses carried.	England to France.	France to England.	Total.
1916.						
November	19,125
December	24,352	445
1917.						
January	27,724	83	132	1,845
February	15,419	15	36	1,734
March	34,574	108	147	3,876
April	46,554	208	194	4,705
May	53,689	249	166	8,515
June	54,986	3,151	172	10,766	2,033	12,799
July.. .. .	53,195	4,324	174	12,302	2,287	14,589
August	54,373	5,625	191	13,506	1,432	14,938
September	55,746	15,860	182	14,879	443	15,322
October	47,032	8,504	140	10,363	586	10,949
November	54,588	4,368	183	11,756	1,116	12,872
December	46,559	1,506	214	9,936	1,916	11,852
1918.						
January	47,053	2,074	196	11,680	1,951	13,631
February	53,591	2,543	251	13,434	990	14,424
March	55,722	1,977	266	17,009	1,521	18,530
April	57,412	1,065	165	18,061	3,535	21,596
May.. .. .	55,892	692	130	20,937	3,315	24,252
June	55,299	1,116	131	21,756	4,316	26,072
July.. .. .	58,855	981	224	22,396	2,541	24,937
August	59,948	2,310	500	24,652	4,756	29,408
September	56,848	1,272	349	24,723	5,047	29,770
October	66,368	1,688	174	25,244	3,737	28,981
November	49,891	283	89	10,979	2,074	13,053
December	37,947	55	205	8,498	2,204	10,702
1919.						
January	29,414	..	291	4,952	1,606	6,558
February	21,221	..	201	1,404	934	2,338
March	20,970	..	53	2,878	3,587	6,465
April	1,471	6,127	7,598
May..	3,484	9,140	12,624
June	3,606	8,054	11,660
July..	5,417	6,499	11,916
August	4,713	8,815	13,528
September	2,814	9,394	12,208
October	3,045	4,984	8,029
November	1,043	3,888	4,931

TABLE (iv.) (b).—STATEMENT OF CRAFT IN USE FOR HOME AND CROSS-CHANNEL SERVICE.

(Since 27th January, 1917.)

Craft.	27th Jan., 1917.	24th Feb., 1917.	31st Mar., 1917.	28th Apr., 1917.	25th May, 1917.	30th June, 1917.	28th July, 1917.	31st Aug., 1917.	29th Sept., 1917.	27th Oct., 1917.	30th Nov., 1917.	31st Dec., 1917.	31st Jan., 1918.	28th Feb., 1918.	31st Mar., 1918.	30th April, 1918.	31st May, 1918.	30th June, 1918.	31st July, 1918.	31st Aug., 1918.	30th Sept., 1918.	31st Oct., 1918.
Tugs	31	31	37	39	41	48	56	55	53	56	59	59	60	62	59	60	61	60	60	65	66	67
Cross-Channel barges ..	36	47	63	70	87	99	114	123	126	151	155	161	173	183	195	204	209	219	225	235	239	240
1,000-ton barges	3	4	4	6	7	10	..
Home Service barges ..	22	22	20	19	22	21	26	27	28	21	24	24	24	24	24	19	23	23	23	24	24	23
Dredgers, hoppers and dredging barges.	13	13	13	17	36	43	40	40	39	37	36	36	35	37	37	33	29	26	24	24	20	18
Launches	6	6	9	9	13	14	15	15	16	16	16	16	15	13	18	18	21	21	21	22	22	22
Train ferry steamers	3	3	3	3	3	3	3	3	3	3	3
Convoy vessels	1	2	2	2
Total	108	119	142	154	199	225	251	260	262	281	290	299	311	322	336	341	353	359	363	381	383	385

Craft.	30th Nov., 1918.	31st Dec., 1918.	31st Jan., 1919.	28th Feb., 1919.	31st Mar., 1919.	30th April, 1919.	31st May, 1919.	30th June, 1919.	31st July, 1919.	31st Aug., 1919.	30th Sept., 1919.	31st Oct., 1919.	30th Nov., 1919.									
Tugs	67	68	69	66	62	51	53	47	41	45	43	41	41									
Cross-Channel barges ..	235	236	236	236	236	236	236	223	231	229	227	224	226									
1,000-ton barges	12	14	14	14	15	15	15	20	20	20	16	18	19									
Home Service barges ..	23	23	21	21	20	20	20	20	20	22	18	12	12									
Dredgers, hoppers and dredging barges.	17	17	17	17	17	18	19	19	6	6	6	6	6									
Launches	25	25	25	25	25	25	23	12	7	10	8	8	8									
Train ferry steamers ..	4	4	4	4	4	4	4	4	4	4	4	3	3									
Convoy vessels	2	2	2	1	1	1	1									
Total	385	389	388	384	380	370	371	345	329	336	322	312	315									

615
Inland Water Transport.
Craft in France and Cross-Channel Services.

River and Port Traffic.
Mesopotamia.

616

TABLE (v.).—STATEMENT OF CRAFT IN COMMISSION, AND WEEKLY AVERAGE OF RIVER TRAFFIC CARRIED IN MESOPOTAMIA.

(Since October, 1916.)

Period.	Craft in commission at end of the month.							Weekly average of river traffic carried.			
	Hospital Craft.	Steamers and Tugs.	Launches.	Dredgers.	Barges and Lighters.	Miscellaneous Craft	Total.	Personnel.*	Animals.	Tons.	Ton Mileage.
1916.											
October	4,379	..	5,975	..
November	5,190	..	9,902	..
December	5,587	433	11,787	1,910,317
1917.											
January ..	5	109	222	..	234	..	570	4,968	349	14,918	2,203,471
February ..	9	127	234	..	250	..	620	5,248	626	17,583	2,858,158
March ..	10	144	248	..	280	..	682	7,951	262	18,454	3,727,028
April ..	11	147	264	..	310	..	732	8,186	797	20,755	4,531,090
May ..	17	151	302	..	340	..	810	12,691	2,261	20,185	4,912,205
June ..	19	158	321	..	363	..	861	9,791	1,283	18,281	4,494,301
July ..	19	161	347	..	375	..	902	7,761	703	18,388	4,122,100
August ..	20	163	369	..	392	..	944	9,218	470	23,772	4,411,465
September ..	20	165	390	..	401	..	976	12,452	536	27,721	4,902,304
October ..	75	168	404	..	436	..	1,083	14,742	710	33,546	5,338,523
November ..	77	182	415	..	484	..	1,158	9,475	606	36,400	5,704,245
December ..	80	189	425	..	521	..	1,215	11,048	1,025	33,407	5,764,062
1918.											
January ..	83	193	439	..	567	..	1,282	7,424	506	30,201	5,521,013
February ..	94	208	443	..	578	..	1,323	4,159	696	38,626	8,187,545
March ..	98	216	445	..	603	..	1,362	5,475	1,120	39,672	7,716,243
April ..	96	218	470	..	645	..	1,429	5,808	790	39,055	7,992,969
May ..	96	218	482	4	653	16	1,469	6,367	695	36,473	7,730,844
June ..	97	218	485	8	660	17	1,485	5,825	535	36,712	7,458,719
July ..	97	220	490	8	662	17	1,494	6,570	468	34,735	6,582,150
August ..	97	221	497	8	745	19	1,587	5,465	366	31,556	5,009,700
September ..	97	223	507	8	750	19	1,604	5,457	393	27,670	5,331,700
October ..	97	225	517	9	746	19	1,613	5,706	385	28,680	4,821,157
November ..	97	225	524	9	747	19	1,621	5,497	632	26,921	4,949,290
December ..	97	230	529	9	743	19	1,627	4,638	352	22,312	4,411,522
1919.†											
January ..	97	232	526	9	737	19	1,620	5,109	1,066	26,757	5,079,112
February ..	97	229	521	9	736	19	1,611	3,601	649	23,671	4,423,743
March ..	102	221	525	9	729	19	1,605	2,816	224	21,659	4,293,902
April ..	99	212	532	8	713	19	1,583	1,796	253	18,845	4,004,050
May ..	99	210	530	8	712	18	1,577	3,073	473	21,371	3,841,110
June ..	99	210	522	8	714	18	1,571	3,538	567	20,871	3,829,669
July ..	99	210	522	8	714	18	1,571	1,677	165	16,193	2,882,831
August ..	99	210	521	8	715	18	1,571	3,046	291	17,699	3,415,980
September ..	99	210	521	8	715	18	1,571	3,778	18	16,380	3,436,016
October ..	99	210	521	8	715	18	1,571				

* Includes troops, sick and wounded and leave men, camp followers, prisoners of war and refugees.

† Figures giving river traffic carried came by mail during 1919 instead of by cable, as hitherto.

TABLE (vi).—WEEKLY AVERAGE OF VESSELS ARRIVING AND CLEARING AND OF
TONNAGE DISCHARGED AT BASRA.

(Since February, 1917.)

Period.	Weekly average.		
	Vessels arriving.	Vessels clearing.	Tonnage discharged.
1917.			
February	12	13	23,258
March	16	14	22,129
April	13	14	22,273
May	16	14	21,446
June	13	14	17,534
July	14	12	19,742
August	16	18	24,448
September	19	21	22,957
October	20	20	23,867
November	20	20	26,799
December	22	20	23,178
1918.			
January	18	20	29,845
February	21	20	33,247
March	19	19	32,397
April	22	21	32,343
May	21	21	28,849
June	24	21	28,807
July	20	21	32,385
August	18	19	27,046
September	20	19	26,503
October	20	22	26,716
November	16	17	23,148
December	14	12	22,513
1919.*			
January	12	12	16,487
February	12	12	20,219
March	16	15	14,645
April	15	14	15,255
May	10	11	9,224
June	7	7	6,846
July	6	6	8,782
August	6	5	7,709
September	6	6	9,579
October	5	5	6,498

* Figures came by mail during 1919 instead of by cable, as hitherto.

TABLE (vii).—WEEKLY AVERAGE OF TRAFFIC CARRIED ON MESOPOTAMIAN RAILWAYS.
(Since December, 1916.)

Military Railway Traffic.
Mesopotamia.

618

Period.	Weekly average.																							
	Basra-Nasiriyeh.			Basra-Kurna-Amara.			Bagdad-Bairi, Sadiyah.			Kut-Hinadi.			Hinah-Table mountain-Kizel Robot.			Bagdad-Hillah.			Bagdad-Falujah-Dhibban.			Basra Local.	Nahr-Umar Local.	Bagdad, East, Local.
	Personnel	Animals.	Freight tons	Personnel	Animals.	Freight tons	Personnel	Animals	Freight tons	Personnel	Animals	Freight tons	Personnel	Animals	Freight tons	Personnel	Animals	Freight tons	Personnel	Animals	Freight tons	Freight tons	Freight tons.	Freight tons
1916—December	1,532	..	4,279	74	..	520
1917—January	2,102	1,501	4,836	149	..	776
February	1,116	3,147	7,168	132	..	253
March	1,891	1,902	10,527	212	..	464
April	6,522	2,118	7,759	1,332	..	770
May	3,030	1,597	7,836	1,678	458	2,552	1,250	1,204
June	4,464	1,318	8,349	1,920	643	3,259	2,024	5	2,739
July	3,234	3,473	8,622	1,950	650	2,515	2,216	7	2,430
August	3,139	1,869	6,534	2,301	347	3,301	3,337	12	3,968	1,146	20	3,700	1,099	..	1,198	6,441	..
September	2,377	2,647	4,228	3,959	98	5,385	5,247	25	5,352	3,117	10	6,747	1,863	..	1,784	7,487	..
October	2,842	135	5,367	3,991	7	7,715	5,852	38	7,145	3,615	10	7,722	1,312	..	2,095	6,665	3,945
November	2,421	126	5,771	2,663	24	8,613	6,144	68	6,473	2,637	16	10,434	1,341	..	2,285	1,025	..	936	8,641	1,217
December	1,615	109	4,774	6,443	88	6,682	5,140	63	5,555	5,222	106	7,830	1,765	..	5,439	1,190	..	1,151	7,516	738
1918—January	1,796	130	4,981	3,560	74	7,040	4,052	41	6,482	1,800	7	7,874	2,024	37	3,373	1,933	..	2,026	4,082	1,943
February	1,438	96	4,881	2,320	45	10,378	5,248	32	7,606	2,334	15	10,111	1,520	27	4,243	1,739	11	2,637	2,624	1,558
March	3,248	160	4,147	5,398	89	12,207	5,509	68	8,076	5,023	104	11,763	1,305	33	4,608	1,774	15	4,514	4,044	4,188
April	1,659	83	5,929	7,566	145	12,499	3,814	42	6,215	4,875	78	9,326	2,132	26	5,481	4,059	21	2,885	6,494	3,688
May	1,797	83	5,705	4,878	42	12,096	6,334	89	4,220	4,505	34	7,120	5,035	55	5,635	2,791	10	3,730	9,373	1,990
June	1,728	59	5,531	9,118	58	8,605	5,334	29	5,372	5,565	30	5,739	5,941	36	4,410	921	10	913	2,878	34	3,351	12,195	4,819	507
July	1,890	74	7,227	7,769	44	11,697	4,034	44	6,431	4,624	89	6,075	4,326	51	5,200	477	15	1,406	1,891	31	3,267	10,996	3,660	372
August	2,799	87	7,950	5,508	78	12,042	5,853	56	5,525	5,400	77	9,684	5,158	62	5,453	635	27	2,234	1,607	39	3,599	13,865	3,736	705
September	2,772	116	8,453	3,285	47	14,660	7,159	51	4,887	7,293	92	8,864	8,703	121	5,707	1,053	35	2,492	2,086	46	3,250	12,031	1,812	852
October	2,775	82	6,301	9,618	78	11,288	9,493	86	7,933	9,156	47	9,173	6,615	63	8,735	2,944	35	2,580	2,420	9	1,565	17,954	2,123	917
November	2,370	36	6,691	7,122	70	8,648	7,541	120	5,474	5,438	28	7,976	7,534	77	10,740	1,667	36	2,375	895	10	1,607	12,341	1,045	1,300
December	1,648	123	7,115	7,069	73	10,299	5,777	65	4,467	6,920	58	6,698	7,039	164	13,927	1,406	23	2,900	1,604	27	1,924	12,440	538	1,078
1919—January	2,079	36	7,529	9,660	119	7,502	6,239	97	8,669	8,126	167	8,785	8,199	278	10,537	2,113	34	3,233	1,598	28	2,418	16,575	552	1,104
February	2,843	55	7,800	11,428	189	9,805	6,603	155	8,314	7,749	158	8,512	6,483	151	6,763	2,195	46	3,255	1,731	27	1,768	16,575	552	1,104
March	3,020	2,334	7,359	13,200	4,590	8,732	6,274	918	6,513	9,023	2,277	6,527	4,702	872	5,939	5,224	1,216	3,355	2,739	412	1,680	16,575	552	1,104
April	3,279	1,958	6,000	7,202	1,714	7,289	6,792	1,620	7,433	4,944	854	7,088	4,768	1,522	5,350	3,665	289	3,450	990	554	1,211	14,318	16	1,413
May	2,838	4,327	6,114	5,057	928	8,374	4,866	1,342	8,322	4,034	635	6,150	6,821	1,227	6,032	2,438	136	1,790	574	37	813	14,318	16	1,413

Shiakh Saad—Es Sinn Railway—	Personnel	Freight tons.	Baquba-Table mountain—	Personnel	Animals.	Freight tons.	Advance Base, Mufraz—	Freight tons.
December, 1916	60	2,666	January, 1918	900	..	2,353	August, 1917	111
January, 1917	250	2,379	February, 1918	891	19	3,734	September, 1917	160
February, 1917	2,595	2,490	March, 1918	1,951	28	4,192	October, 1917	200
March, 1917	..	1,479	April, 1918	2,521	23	5,049	November, 1917	195
This railway has now been dismantled.	May, 1918	5,344	8	4,657	December, 1917	104

From August, 1917, to February, 1919, the number of live-stock vehicles is shown instead of the number of animals From March, 1919, the number of animals is given.

TABLE (viii).—TRAFFIC CARRIED BY THE EGYPTIAN MILITARY RAILWAYS.
(BROAD GAUGE ONLY).

(Since September, 1916.)

Period.	Length of line in kilometres.		Rolling stock.				Tonnage carried.	Engine miles
	Main line.	Branches.	Locomotives.		Vehicles.*			
			Steam.	Petrol.				
1916.								
September ..	73	24,400	18,400	
October ..	97	..	16	4	440	41,500	25,200	
November ..	122	..	28	3	670	77,500†	55,900†	
December ..	147	..	32	3	750	63,700	52,300	
1917.								
January ..	156	..	32	3	798	78,100	74,000	
February ..	187	..	41	3	886	65,800	64,300	
March ..	217	..	52	3	1,155	89,790†	111,900†	
April ..	221 $\frac{1}{2}$..	61	3	1,288	86,700	114,300	
May ..	221 $\frac{1}{2}$	26	73	3	1,370	89,700	119,300	
June ..	221 $\frac{1}{2}$	33·7	76	3	1,464	95,550	111,650	
July ..	221 $\frac{1}{2}$	42	76	3	1,764	109,806†	152,703†	
August ..	226	42	81	3	1,876	89,081	123,313	
September ..	226	42	81	3	2,010	144,484†	189,088†	
October ..	226	48	81	3	2,163	135,686	192,980	
November ..	254	54	81	3	2,335	127,478	174,627	
December ..	289	54	81	3	2,445	129,110†	212,770†	
Locomotives (Steam and petrol).								
Wagons.								
In use. Under repair. In use. Under repair.								
1918.								
January ..	303	54	80	29	2,466	90	110,570	188,570
February ..	303	64	84	27	2,535	96	99,812	190,883
March ..	315	66	84	40	2,863	95	116,617	227,846
April ..	315	66	96	31	2,917	91	165,290	324,792†
May ..	315	154	108	36	2,806	79	135,992	269,233
June ..	315	177	108	36	2,707	95	157,926	339,970†
July ..	315	197	95	51	2,994	61	133,575	311,459
August ..	315	205	112	42	2,941	148	183,296	407,103†
September ..	324	205	118	43	2,757	145	123,547	326,938
October ..	362	128	117	51	2,463	179	115,978	245,484
November ..	393	128	121	49	2,403	80	160,709	340,658†
December ..	412	128	153	54	2,754	131	89,666	214,695
1919.†								
January ..	412	128	141	49	2,789	159	81,650	152,833
February ..	412	128	141	52	2,601	91	76,569	189,829†
March ..	412	128	141	60	2,481	135	63,359	175,842
April ..	412	128	141	55	2,481	140	43,175	114,133
May ..	412	128	145	69	2,481	114	56,939	144,313†
June ..	412	128	155	58	2,610	159	57,821	119,954
July ..	412	128	152	84	2,610	188	33,734	110,065
August ..	412	128						

* Include 19 ambulance cars, increased to 37 in April and 52 in June. † Period of five weeks.

‡ During 1919 figures came by mail instead of by cable as hitherto.

NOTE.—The main line is double track as far as Rafa, 207 kilometres from Kantara.

TABLE (ix).—STATEMENT OF INLAND WATER TRANSPORT CRAFT IN USE IN EGYPT AND WEEKLY AVERAGE TRAFFIC CARRIED, INCLUDING THAT LIGHTERED AT THE PORTS.

(Since March, 1917.)

Period.	Weekly average.								
	Craft employed.					Tonnage carried.	Ton mileage.	No. of passengers.	
	Tugs.	Steam barges.	Lighters.	Steamer fleet.	Native craft.				
1917.									
March	20	..	83	..	46	4,795	
April	18	..	82	..	45	14,144	323,083	2,358	
May	38	..	92	..	115	27,982	598,507	597	
June	43	1	100	..	205	30,043	523,998	1,268	
July	55	4	132	..	242	28,416	679,887	725	
August	55	7	178	..	241	38,786	1,081,331	610	
September	65	14	203	..	374	44,277	1,454,425	728	
October	70	15	209	..	369	37,497	1,345,037	1,259	
November	67	14	198	..	356	39,997	1,161,300	1,639	
December	70	15	296	..	425	41,590	909,998	1,277	
1918.									
January	72	16	331	..	601	57,318	1,354,209	1,212	
February	75	17	358	..	659	55,351	1,264,642	2,545	
March	72	17	362	..	755	54,379	1,156,683	1,937	
April	82	16	361	..	1,009	57,375	1,471,739	1,474	
May	76	17	421	..	1,541	64,854	2,693,308	1,779	
June	76	15	337	13	1,712	56,550	2,377,336	2,617	
July	70	16	279	14	1,502	50,801	2,304,499	2,797	
August	74	16	272	18	1,322	54,468	1,570,995	2,174	
September	68	16	297	19	1,254	60,050	1,876,413	2,754	
October	72	15	322	20	1,592	66,847	2,350,728	2,194*	
November	74	14	318	19	1,616	64,227	1,620,479	..	
December	73	14	299	20	1,347	53,724	1,223,008	..	
1919.†									
January	70	13	263	20	1,214	40,950	1,393,586	..	
February	64	16	242	18	1,273	37,684	1,254,220	..	
March	59	15	283	11	730	34,885	930,691	..	
April	51	15	186	12	346	26,529	441,709	..	
May	40	15	135	9	82	7,755	61,714	..	
June	19	9	86	..	5	6,776	21,116	..	
July (a)	12	..	73	8,894	111,541	..	

* First two weeks only

† Traffic figures for 1919 came by mail instead of by cable as hitherto.

(a) Inland Water Transport personnel withdrawn at end of July.

TABLE (x).—WEEKLY AVERAGE OF TRAFFIC DEALT WITH AT SALONICA.
(Since July, 1917.)

Period.	Weekly averages.													
	Number of Trains.	Kilometres operated.	Kilometres run.			Traffic carried.			Port traffic.		Stavros traffic.		Itea traffic.	Bralo traffic.
			By trains.	By engines.	By vehicles.	Personnel.	Live-stock.	Freight tons.	Discharged from ship.	Loaded to ship.	Discharged from ship.	Loaded to ship.	Discharged from ship.	Discharged.
1917.														
28th July	332	..	6,653	23,172	93,536	5,186	137	10,664	5,547	328
August	357	..	7,718	23,612	103,650	6,125	200	10,036	7,463	618
September	331	..	7,183	22,149	87,655	5,856	266	8,577	9,600	912
October	349	..	7,057	22,292	85,022	4,527	224	8,187	9,356	1,087
November	377	..	7,692	23,156	88,124	8,100	228	10,039	9,487	1,018
December	390	..	7,986	23,269	86,151	9,112	193	10,859	7,034	1,071
1918.														
January	415	118½	8,409	26,013	96,827	10,517	158	22,233	16,953	875
February	447	122	8,628	25,127	99,694	10,170	187	23,316	10,675	940	382	221
March	469	125½	9,304	25,971	102,248	13,703	324	25,551	14,762	1,394	520	299
April	473	125½	9,898	26,630	119,611	17,705	116	5,198	14,973	1,366	405	204
May	445	125½	9,209	25,700	105,471	19,857	187	21,584	14,086	1,067	88	35
June	434	125½	9,688	26,160	109,802	21,650	173	20,201	10,205	528	58	37
July	413	125½	9,894	25,524	122,685	24,483	114	19,286	10,257	761	84	49	272	154
August	419	125½	10,212	26,174	123,769	22,833	194	20,355	13,543	824	174	153
September	434	125½	11,617	29,433	150,173	30,064	394	21,355	10,360	411	282	159
October	401	138½	11,556	32,219	139,479	26,998	310	18,429	10,276	1,518	72
November	412	171½	13,593	37,704	134,168	19,325	130	17,578	9,237	1,513
December	394	171½	13,326	35,844	113,240	12,729	726	16,995	8,864	1,535
1919.														
January	362	171½	11,278	31,046	94,950	10,599	223	13,971	8,130	3,631	Batoum traffic.	2,365	34	..
February	319	171½	11,013	30,673	88,949	7,551	253	13,972	8,728	4,617	1,407	4
March	†	†	†	†	†	†	†	†	5,969	4,172
April	2,510	4,637
May	2,864	5,309
June	454	2,420	4,187	90
July	61	1,744	473	255

* Including traffic handled for the French, Italian and Greek armies.

† Railways handed over to French to work after end of February.

PART XIX.

QUARTERING.*

Before the war the barracks and hutments at home could accommodate about 170,000 troops.

TOTAL NUMBER OF TROOPS IN BARRACKS AND HUTMENTS IN THE UNITED KINGDOM.

Date.	Imperial troops.	Dominion troops.†	Total.
1st March, 1915	1,370,947	..	1,370,947
31st July, 1916	1,410,334	90,894	1,501,228
1st August, 1917	1,505,896	195,465	1,700,361
1st August, 1918	1,437,497	193,113	1,630,610
1st August, 1919	534,232	74,339	608,671
1st May, 1920	165,782	1,120	166,902

* See also p. 833.

† Dominion troops were housed in permanent buildings.

NOTE.—The figures shown for 1915 are the nearest record to August available.

ACCOMMODATION IN BARRACKS AND HUTMENTS.

Command.	August, 1915.		August, 1916.		August, 1917.		August, 1918.		August, 1919.		April, 1920.	
	Existing accommodation.	Available accommodation.	Existing accommodation.	Available accommodation.	Existing accommodation.	Available accommodation.	Existing accommodation.	Available accommodation.	Existing accommodation.	Available accommodation.	Existing accommodation.	Available accommodation.
Aldershot ..	118,198	18,754	130,377	36,421	130,377	12,573	135,321	13,062	66,639	16,962	64,886	1,400
Eastern ..	168,291	25,551	275,895	56,921	275,895	37,975	288,527	36,562	157,754	28,972	95,833	14,086
Irish	133,938	90,833	112,448	41,913	112,448	42,276	109,612	24,381	66,747	10,075	56,996	2,694
London District..	15,459	1,395	20,449	2,499	20,449	1,926	19,751	2,531	10,414	..	13,558	..
Northern ..	63,842	9,845	241,568	57,050	241,568	50,693	248,804	47,425	136,163	20,860	81,796	21,316
Scottish ..	68,297	19,463	62,355	14,524	62,355	10,408	62,887	9,507	34,148	1,236	23,586	5,176
Southern ..	223,403	122,146	302,370	71,352	302,370	37,496	315,346	45,546	179,092	42,401	100,275	15,363
Western	55,049	22,876	131,883	32,439	131,883	34,965	133,388	30,768	72,945	17,851	50,853	10,970
Total ..	846,477	310,863	1,277,345	313,119	1,277,345	226,312	1,313,636	209,782	723,902	138,357	487,783	71,005

623

Quatering.

PART XX.

STRENGTHS OF THE BELLIGERENT ARMIES, RESERVES, GUNS, &C.

SECTION 1.

(a.) ALLIED ARMIES. (STRENGTH AT TIME OF ARMISTICE.)

Country.	Western Theatre.	Eastern Theatre.	Southern Theatre.	Balkans.	Middle East.	Home Territory.	Remarks.
British (11th November, 1918)	1,794,000	..	75,352	132,633	(a) Excludes coloured labour.
French (1st November, 1918).. .. .	2,562,000(b)	..	41,000	191,000	(b) Includes Poles and Czecho-Slovaks.
United States (13th November, 1918) ..	1,876,000	..	5,000	
Italian (30th October, 1918)	55,000	..	2,075,000	141,000 (c)	(c) 44,000 at Salonica, 100,000 in Albania.
Belgian (1st November, 1918).. .. .	145,000	
Serbian (30th October, 1918)	110,550	
Greek (30th October, 1918)	150,100	

(b.) BALKAN FRONT.

(8786)

Country.	Combatant strength.	Ration strength (i.e., effective ration strength except where otherwise stated).	Number of divisions.		Rifle strength.	Guns.		Remarks.
			Infantry	Cavalry.		Field.	Heavy.	
ALLIED —								
British (30th October, 1918)	75,800 (a)	112,600 (a)	4	1 regiment	24,750	264	89	(a) Includes 11 Indian battalions from Mesopotamia.
French (30th October, 1918)	144,500	212,900	8	3 regiments	63,060	412	164	
Serbian (30th October, 1918)	63,050	110,550	6	1	21,900	289	..	
Italian (30th October, 1918)	31,000	44,000 (b)	1 and 1 brgade.	..	16,000	32	..	
Greek (30th October, 1918)	129,300	150,800 (b)	10	1 regiment	76,750	224	68	
Total Allies	443,150	630,850	29 (Equiv of)	6 regiments (Equiv. of)	202,460	1,221	321	
ENEMY—								
German (11th November, 1918)	70,000	80,000	Equiv. of 6 (c)	..	26,500	216	122	(c) 53 battalions.
*Austro-Hungarian (30th October, 1918)	100,000	122,000	5½	1	34,400	490	60	
Turkish	
Total enemy	170,000	202,000	11½	1	60,900	706	182	

Albania.

Country.	Combatant strength.	Total ration strength.	Battalions.†	Squadrons.	Rifle strength.†	Guns.	
						Field.	Heavy.
Italian (30th October, 1918)	100,000	73	17	46,950	250	91

* Austro-Hungarian troops formerly in Albania are included in the Balkan front.

† Pioneer Battalions not included.

625

Strength, &c., of the
Belligerent Armies
and Reserves.

X

(c.) ITALIAN FRONT. (24th June, 1918.)
(ALLIES.)

Country.	Combatant strength	Ration strength.	Number of Divisions.		Guns		Divisions in line.		Divisions in reserve.		Extent of front (in miles).	Remarks.
			Infantry.	Cavalry.	Field.	Heavy.	Infantry.	Cavalry.	Infantry.	Cavalry.		
Italian	1,230,000 (a)	2,075,000 (b)	52 (c)	4	3,705	2,939	33	..	19	4	180	(a) Estimated combatant strength. (b) Excluding Territorial Militia. (c) Includes 1 Czechoslovak Division and 2 Arditi Divisions.
British*	53,688 51,904*	74,659 72,764*	3	..	144	105	2	..	1	..	4	
French	31,000	44,000	2	..	96	92	1	..	1	..	4	
Total	1,364,688	2,193,659	57	4	3,945	3,136	36	..	21	4	188	

(d.) TURKISH THEATRE. (24th June, 1918.)
(i.) Palestine Front, including Hejaz.

ALLIED— British*	(a) (b) 206,191 201,602*	(a) (b) 258,572 255,462*	6½	4	342	94	4½	2½	1½	1½	..	(a) Excludes troops at Aleppo and in Homs district. Includes depôts at and south of Baalbek. (b) One cavalry division and one cavalry brigade south of Juruf ed Derwish.
French	(p) 2,887	2,887	2	
Italian	351	531	(c) Six battalions.
ENEMY— Turkish	83,500(a)	125,500(a)	14	2 (b)	395	34	11(?)	
German (11th Nov., 1918).	3,100(c)	4,000 (c)	48	16	
Austro - Hungarian (3rd Nov., 1918)	1,000	1,500	26	4	

(ii.) Mesopotamia Front. (24th June, 1918.)

ALLIED— British*	150,647 138,250*	212,131 204,211*	5½	1	270	40	5½	1	
Total	150,647	212,131	5½	1	270	40	5½	1	
ENEMY— Turkish	19,500	29,500	2	..	94	18	

(iii.) Caucasus and Azerbaijan Front. (24th June, 1918.)

ALLIED— Russian	275,000	323,000	13½	4½	476	64	10	3	3½	1½	..	(a) Includes 12th Division which may be in North Azerbaijan. (b) Six battalions.
ENEMY— Turkish	57,500(p)	80,500(p)	10 (p) (a)	..	192(p)	36(p)	14	..	1	1	See Palestine front.	
German (11th Nov., 1918).	4,500 (b)	5,500(b)	20	6	

* These figures are for 4th November, 1918.

SECTION 2.

ENEMY ARMIES (RATION STRENGTH).

Country.	Western Theatre.	Eastern Theatre.	Italian Theatre.	Balkan Theatre.	Asia Minor Theatre.	Lines of Communication in Home Territory.	Total.	Reserves.	Annual Class.	Remarks.
German (11th Nov., 1918).	3,403,000	385,000	22,500 (d)	80,000 (a)	9,500	300,000	4,200,000	800,000 (b)	450,000	(a) Serbia, Bulgaria and Turkey in Europe.
Austro - Hungarian (3rd Nov., 1918).	124,000	328,500	1,352,700	122,800	1,500	300,000	2,229,500	500,000 (b)	400,000	(b) Includes the 1920 Class.
Turkish (31st Oct., 1918).	..	26,000	..	39,000	250,000	..	250,000	250,000 (c)	45,000	(c) Includes about 225,000 deserters
Bulgarian (24th June, 1918).	400,000	400,000	112,000	42,000	(d) Tyrol.

627

Strength, &c., of the
Belligerent Armies
and Reserves.

SECTION 3.

POSITION ON THE WESTERN FRONT.

Country.	Combatant strength.	Ration strength.	Number of divisions.		Guns.		Divisions in line.		Divisions in reserve.		Extent of front.	Enemy divisions on front.	Remarks.
			Infantry.	Cavalry	Field.	Heavy.	Infantry.	Cavalry.	Infantry.	Cavalry.			
ALLIED --													
British (11th November, 1918)	1,202,000	1,794,000	61(a)	3	4,202	2,204	Miles.	..	(a) Includes 4 "B" divisions and 1 cadre division.
French (1st November, 1918)	1,554,000	2,562,000	102	6	5,545	6,102	
United States (13th November, 1918)	1,175,000	1,876,000	41	..	2,401	357	
Italian (30th October, 1918)	23,000	55,000	2	..	80	20	
Belgian (1st November, 1918)	115,000	145,000	6	1	456	301	
ENEMY --													
German (11th November, 1918)	2,911,700	3,403,000	183½	4(b)	9,974	5,624	143½ (c)	..	4½ (c)	..	391	143½	(b) Dismounted.
Austro-Hungarian (3rd November, 1918)	100,000	124,000	5	..	348	235	2	..	3	2	(c) Includes cavalry divisions.

SECTION 4.

POSITION ON THE ITALIAN FRONT.

Country.	Infantry.			Cavalry.			Guns.		Remarks.	
	Divisions and units.	Battalions.	Rifles (excluding machine-gun companies).	Divisions and units.	Squadrons.		Sabres.	Field.		Heavy.
					Divisional and corps cavalry.	With cavalry divisions and units.				
ALLIES.										
Italian (17th July, 1918)	52 (a)	678	462,350	4	60	80	18,000	3,705	2,939	(a) Includes the Czecho - Slovak Division and a second Ardite division which is being formed.
British	3	36 27*	26,750 22,765*	..	5 5*	..	500	144	105	
French	2	20	13,000	..	4	..	600	96	92	
Total Allies	57	734	502,100	4	69	80	19,100	3,945	3,136	
ENEMY.										
German (11th November, 1918) ..	2 (b)	18	9,000	6	11	(b) In the Austrian Tyrol.
Austrian	54½	757	408,500 (c)	6	26	(d)	3,900	3,986	1,759	(c) Includes 198 dismounted squadrons.
Total Enemy	56½	775	417,500	6	26	(d)	3 900	3 992	1,770	(d) Dismounted and included in rifle strength.

* These figures are for 4th November, 1918.

Note.—Pioneer battalions are not included under the headings "Battalions" and "Rifles."

PART XXI.

ENEMY PRISONERS OF WAR.

SECTION 1.

CAPTURED BY THE BRITISH FORCES.

TABLE (i).—PRISONERS OF WAR CAPTURED ON LAND AND AT SEA AND INTERNED.
(2nd September, 1919.)

Military.

Rank.	Western Front.		Other Fronts.				Total.
	Germans.	Austrians.	Germans.	Austrians.	Turks.	Bulgars.	
Officers	7,260	271	540	32	7,751*	95	15,949
Other ranks	311,878	10,158	9,428	571	142,290	8,815	483,140
Total	319,138	10,429	9,968	603	150,041	8,910	499,089

Naval.

Rank.	Throughout the whole war area.	
	Germans.	Austrians.
Officers	411	3
Other ranks	5,999	6
Total	6,410	9

From the monthly official returns the greatest number of prisoners of war and civilians interned at home and abroad at any one time was 491,131. These figures are taken from the return dated 20th January, 1919. Details as follows:—

TABLE (ii.) (a).

Nationality.	Military.		Naval.		Civilians.	Total.
	Officers.	Other ranks.	Officers.	Other ranks.		
German	6,282	93,759	70	1,332	18,204	119,617
Austrian	52	1,701	3,442	5,195
Turkish	1	..	96	97
Bulgarian	2	20	22
Other nationalities	5	126	131
Total	6,334	95,467	71	1,332	21,888	125,092

* Naval and Military are included in these figures.

Nationality (including natives).	Military.		Naval.		Civilians interned (including women and children.)	Total.
	Officers.	Men.	Officers.	Men.		
<i>In France.</i>						
German	19	198,253	198,272
Austrian	4,144	4,144
Total	19	202,397	202,416
<i>Other Places.</i>						
German	511	7,769	69	800	12,402	21,551
Austrian	45	443	3	11	2,620	3,122
Turkish	5,632	102,825	13	40	1,443	109,953
Bulgarian	81	6,921	47	7,049
Other nationalities	977	18,564	4	1	2,402	21,948
Total	7,246	136,522	89	852	18,914	163,623

SUMMARY.

German	6,312	299,781	139	2,132	30,606	339,470
Austrian	97	6,288	3	11	6,062	12,461
Turkish	5,632	102,825	14	40	1,539	110,050
Bulgarian	81	6,923	67	7,071
Other nationalities	977	18,569	4	1	2,528	22,079
Grand total	13,599	434,386	160	2,184	40,802	491,131

Since the return of 20th January, 1919, was published, further returns in detail for an earlier date were received, in which it was shown that a number of prisoners of war had not been included. This applied more especially to Egypt, the previous figures having omitted 16,645 Turks who were captured in the Hedjaz. The following table is compiled from these returns, and is approximately correct:—

TABLE (ii.) (b).—RETURN SHOWING, BY NATIONALITIES, THE TOTAL NUMBER OF ENEMY PRISONERS OF WAR IN BRITISH HANDS JANUARY, 1919.

	Germans.	Austrians.	Turks.	Bulgars.	Others.*	Total.
United Kingdom	122,121	5,644	97	23	158	128,043
France	199,840	199,840
Italy	6,600	6,600
Egypt and Cyprus	7,821	735	77,911	131	13,057	99,655
Malta	1,301	318	312	23	124	2,078
Salonica	20	..	10,592	6,882	18	17,512
Mudros	700	700
Mesopotamia	11	..	18,387	1	794	19,193
India	1,941	356	11,126	..	7,193	20,616
Aden	3	..	85	88
Africa	3,649	160	6	..	281	4,096
Canada	1,767	589	11	8	16	2,391
Australia	4,402	893	9	2	369	5,675
New Zealand	429	57	1	2	11	500
West Indies	210	14	4	228
Total	343,512	15,366	119,159	7,072	22,106	507,215

Total combatants, 463,907. Total civilians, 43,308. Grand total, 507,215.

The number of *naval* prisoners of war was at its highest in July, 1919, after the sinking of the German Fleet at Scapa Flow; there were then 201 officers and 2,710 other ranks interned at Home, independent of those interned in other places.

The actual number of prisoners of war who passed through British hands during the war, including those who died, were repatriated, released, or passed from our charge in any other way, could only be ascertained by a prolonged search in the records of the Prisoners of War Information Bureau.

* "Others" include Arabs, Syrians, other non-Ottoman Turks and men of friendly nationalities such as Poles, Czecho-Slovaks, &c.

Enemy Prisoners of War.

632

TABLE (iii).—PRISONERS OF WAR TAKEN BY THE BRITISH IN FRANCE

Period.	Officers.	Other ranks.	Totals.
4th August to 31st December, 1914	101	6,266	} 54,047
1st January to 30th June, 1915	39	3,001	
1st July to 31st December, 1915	62	3,270	
1st January to 30th June, 1916	27	1,074	
1st July to 31st December, 1916	832	39,375	
1st January to 30th June, 1917	699	34,119	
1st July to 31st July, 1917.. .. .	85	3,953	
31st July to 6th August, 1917	59	2,783	
7th August to 13th August, 1917	12	644	
14th August to 20th August, 1917	78	2,893	
21st August to 27th August, 1917	5	715	
28th August to 3rd September, 1917	5	118	
4th September, to 10th September, 1917	5	165	
11th September to 17th September, 1917	1	121	
18th September to 24th September, 1917.. .. .	82	3,255	} 73,131
25th September to 1st October, 1917	58	1,592	
2nd October to 8th October, 1917	138	4,907	
9th October to 15th October, 1917.. .. .	73	2,749	
16th October to 22nd October, 1917	0	128	
23rd October to 29th October, 1917	28	895	
30th October to 5th November, 1917	5	371	
6th November to 12th November, 1917	26	682	
13th November to 19th November, 1917	1	87	
20th November to 26th November, 1917.. .. .	132	9,697	
27th November to 3rd December, 1917	10	1,352	
4th December to 10th December, 1917	141	
11th December to 17th December, 1917	2	84	
18th December to 24th December, 1917	2	68	
25th December to 31st December, 1917	1	55	} 201,633
1st January to 7th January, 1918	2	44	
8th January to 14th January, 1918	1	65	
15th January to 21st January, 1918	34	
22nd January to 28th January, 1918	1	17	
29th January to 4th February, 1918	1	36	
5th February to 11th February, 1918	2	71	
12th February to 18th February, 1918	9	78	
19th February to 25th February, 1918	2	91	
26th February to 4th March, 1918.. .. .	5	80	
5th March to 11th March, 1918	3	85	
12th March to 18th March, 1918	4	129	
19th March to 25th March, 1918	26	550	
26th March to 1st April, 1918	17	811	
2nd April to 8th April, 1918	16	749	
9th April to 15th April, 1918	66	1,675	
16th April to 22nd April, 1918	18	724	
23rd April to 29th April, 1918	41	1,921	
30th April to 6th May, 1918	7	261	
7th May to 13th May, 1918	6	200	
14th May to 20th May, 1918	12	465	
21st May to 27th May, 1918	5	165	
28th May to 3rd June, 1918	8	465	
4th June to 10th June, 1918	3	185	
11th June to 17th June, 1918	7	675	
18th June to 24th June, 1918	2	131	
25th June to 1st July, 1918	11	588	
2nd July to 8th July, 1918.. .. .	39	1,549	
9th July to 15th July, 1918	8	725	
16th July to 22nd July, 1918	24	1,206	
23rd July to 29th July, 1918	13	603	
30th July to 5th August, 1918	6	348	
6th August to 12th August, 1918	612	19,533	} 186,684
13th August to 19th August, 1918	37	2,241	
20th August to 26th August, 1918	636	21,714	
27th August to 2nd September, 1918	462	19,941	
3rd September to 9th September, 1918	228	8,568	
10th September to 16th September, 1918	42	2,760	
17th September to 23rd September, 1918.. .. .	300	10,321	
24th September to 30th September, 1918.. .. .	775	29,666	
1st October to 7th October, 1918	296	12,344	
8th October to 14th October, 1918.. .. .	375	14,301	
15th October to 21st October, 1918	305	11,236	
22nd October to 28th October, 1918	214	9,659	
29th October to 4th November, 1918	206	8,931	
5th November to 11th November, 1918.. .. .	240	10,070	
12th November to 19th November, 1918	4	443	
19th November to 25th November, 1918	113	
26th November to 2nd December, 1918	21	
3rd December to 9th December, 1918	50	
Grand total	7,715	321,096	328,811

Salonica.

The total number of prisoners and deserters taken by the Allies on the Macedonian front between 1st January, 1916, and 30th June, 1917, was as follows:—

Bulgarian	12,739, including 2,871 deserters.
German	2,334 " 135 "
Austrian	174 " 27 "
Turkish	180 " 144 "

From 1st July, 1917, to 1st September, 1918 880

General Milne reported on 12th October, 1918, that during the recent offensive 90,000 prisoners were captured by the Allies, making a grand total of over 105,000.

Egypt and Palestine.

General Allenby reported on 28th December, 1917, that he captured during recent operations nearly 14,000 prisoners including 10 Germans.

1,975 prisoners were captured between 1st January, 1918, and 30th April, 1918.

Telegraphing on 8th October, 1918, General Allenby reported that his troops had captured, since 18th September, 1918, over 75,000 prisoners and over 350 guns.

This figure was apparently exclusive of something over 8,000 prisoners reported by the Arab Army of King Hussein, and include over 206 officers and 3,000 other ranks German and Austrian prisoners.

Besides these, smaller numbers of prisoners were taken in the course of the advance.

A considerable quantity of railway materiel and rolling-stock, aeroplanes, engineer stores, ammunition, &c., was also captured.

Information from General Headquarters, Egypt, dated 1st March, 1919, gives the number of prisoners captured by the Egyptian Expeditionary Force as follows:—

				Officers.	Other ranks.	
Turks	4,611	74,355	
Greeks	82	2,527	
Arabs	606	14,536	
Jews	13	286	
Others	391	4,429	
			Total	5,703	96,133	
	Grand total	101,836
Deserters—				Officers.	Other ranks.	
Turks	10	287	
Greeks	1	36	
Arabs	3	39	
Jews	1	3	
Others	18	53	
			Total	33	418	
	Grand total	453

Mesopotamia.

	Prisoners captured
October, 1917...	146
November, 1917	437
December, 1917	365
January, 1918	227
February, 1918	309
March, 1918 ...	237
April, 1918 ...	5,494
May, 1918 ...	2,992
June, 1918 ...	137
July, 1918 ...	76
August, 1918 ...	52
September, 1918	21
Total ..	10,493

TABLE (IV.)---ENEMY PRISONERS OF WAR AND CIVILIANS RELEASED, REPATRIATED, ESCAPED, DIED, &c.
(To week ending 2nd September, 1919.)

	Officers.								Non-commissioned officers and men.								Civilians.				
	Military.				Naval.				Military.				Naval.								
	Germans.	Austrians or Hungarians.	Turks.	Bulgars.	Germans.	Austrians or Hungarians.	Turks.	Bulgars.	Germans.	Austrians or Hungarians.	Turks.	Bulgars.	Germans.	Austrians or Hungarians.	Turks.	Bulgars.	Germans.	Austrians or Hungarians.	Turks.	Bulgars.	Others.
Invalds repatriated—																					
United Kingdom, France & Italy	182	7	3,619	16	39	14,531	2,568	4	2	8
Other Theatres	39	..	36	..	3	1,483	1	1,459	..	36	..	1	..	1,118	46	17	..	16
Medical personnel repatriated—																					
United Kingdom, France & Italy	362	9	2,064	25
Other Theatres	4	..	12	20	1
Transferred to Holland—																					
United Kingdom, France & Italy	368	68	2,260	344	1,726	6	5	..	4
Other Theatres
Transferred to Switzerland—																					
United Kingdom, France & Italy	265	34	2,863	167	32
Other Theatres
Released unconditionally or on parole (civilians)—																					
United Kingdom, France & Italy	4,980	4,451	139	9	309
Other Theatres	3,737	6,059	647	197	957
Released on parole (combatants) ..	19	..	159	14	..	382	8	23	9	30	..	4
Handed over to the Allied Governments—																					
United Kingdom, France & Italy	30	2,596	19	(a)305	(a)533	9	2	25
Other Theatres	136	..	1	1	1	..	3,278	247	18	14	56	69	..	16
Escaped and not recaptured—																					
United Kingdom, France & Italy	4	1	1	520	89	10	15	1	1
Other Theatres	1	8	1	1	1	223	1,007	3	83	9	20	1	7

(9343)	Died—																							
	United Kingdom, France & Italy	(b)312	16	7	(b)8,716	295	91	4	..	465	101	12	1	1	
	Other Theatres	8	..	141	3	1	305	11	10,597	181	27	269	121	185	..	44	
	Transferred to the United Kingdom—																							
	United Kingdom, France & Italy
	Other Theatres	74	10	71	1	..	2	35	122	108	3	
	Otherwise lost—																							
	United Kingdom, France & Italy	(c)9	(d)3	(e)1823	100(f)	(d)51	(c)62	35	(c)5
	Other Theatres	1	1	1	6	4	(e)10	

NOTE.—For information as to British Prisoners of War, see Part IV., Section 1, Table (xvi.), page 329.

- (a) This total includes prisoners of war released from Feltham, all of whom may not have been handed over to the Allied Governments.
 (b) As regards deaths in France, "Unknown" have been included under non-commissioned officers and men.
 (c) Includes special releases to join the Polish Army and 311 Prisoners of War repatriated to Denmark (not notified to the German Government).
 (d) Transferred to the United States authorities.
 (e) Includes 9 Italians captured by the enemy recaptured by the Allies and returned to the Italian authorities.
 (f) Includes special releases to join the Czech Army.

Employed in France.

On 1st June, 1919, 198,652 prisoners were employed in Prisoners of War Companies, the bulk of them road making and quarrying. This was the greatest number working at any given date.

The general repatriation of prisoners commenced in September, 1919, and was completed on 1st November, 1919.

Employed in the United Kingdom.

On 7th November, 1918, about 64,250 prisoners of war were employed on agriculture, trench filling, dismantling of camps, Royal Engineer Services military working parties, &c., this was the greatest number working at any given date.

The general repatriation of prisoners of war commenced on 24th September, and was completed on 19th November, 1919.

The following table shows numbers and names of the ports from which prisoners of war were repatriated between 24th September and 20th November :—

—	Officers.	Other ranks.
<i>In British ships.</i>		
Via Harwich—Rotterdam	9,850
Via Dover—Calais—Cologne	31,736
<i>In German ships.</i>		
From Hull	3,692	14,699
From Newcastle	13,446
From Tilbury, &c.	469	1,612
From Southampton*	231
From Jersey*	1,047
From Harwich*	497
Total	4,161	73,118

* Special arrangements made during the railway strike.

Since 19th November, 1919, the following prisoners of war have been repatriated, who were retained for various reasons :—

26th November, 1919.—97 Austro-Hungarian officers; 607 Austro-Hungarian other ranks.

9th December, 1919.—9 officers, 300 other ranks, 2 civilians (medical cases).

27th December, 1919.—373 officers, 452 other ranks.

29th January, 1920.—144 officers, 1,640 other ranks (crews of German ships sunk at Scapa Flow).

9th April, 1920.—3 officers, 9 other ranks (specially retained).

India, Egypt, Mesopotamia.

Owing to the situation in the East during the past few months and the lack of shipping, repatriation of Turkish prisoners of war, &c., has been very slow.

India.—Several ships have now been allocated, and it is hoped to complete the repatriation of prisoners of war (in India) by the middle of July, 1920.

Egypt.—The repatriation of prisoners of war is proceeding gradually as ships become available.

Mesopotamia.—The general repatriation of prisoners of war (in Mesopotamia) began as soon as shipping became available.

WEEKLY statement showing numbers of enemy prisoners of war repatriated and friendly Nationals released, from 1st September, 1919, to 19th May, 1920.

	Germans.	Austrians.	Turks.	Bulgarians.	Friendly Nationals.	Total.
Total, period 1st Sept. to 24th Sept., 1919..	74,613	..	9,875	..	1,282	85,770
Total, week ending 1st Oct., 1919	47,972	..	1,904	..	175	50,051
Total, week ending 8th Oct., 1919	41,099	23	6,744	..	266	48,132
Total, week ending 15th Oct., 1919	23,627	19	2,216	..	749	26,711
Total, week ending 22nd Oct., 1919	16,931	24	1,008	..	103	18,066
Total, week ending 29th Oct., 1919	24,726	166	3,095	1,223	1,523	30,733
Total, week ending 5th Nov., 1919.. ..	23,046	..	1,067	..	8	24,121
Total, week ending 12th Nov., 1919	14,216	66	1,360	53	36	15,736
Total, week ending 19th Nov., 1919	480	785	1,265
Total, week ending 26th Nov., 1919	713	2,790	6,045	..	64	9,612
Total, week ending 3rd Dec., 1919	9	22	985	3	728	1,747
Total, week ending 10th Dec., 1919	1,408	269	6,214	..	6	7,897
Total, week ending 17th Dec., 1919	27	1,128	721	..	1,193	3,069
Total, week ending 24th Dec., 1919	56	449	9,822	10,327
Total, week ending 31st Dec., 1919	1,825	16	736	270	40	2,887
Total, week ending 7th Jan., 1920	2	3,420	111	15	3,548
Total, week ending 14th Jan., 1920	1,326	153	3,924	360	420	6,688
Total, week ending 21st Jan., 1920	1,332	653	..	1,985
Total, week ending 28th Jan., 1920	2	..	1,558	170	5	1,735
Total, week ending 4th Feb., 1920	1,784	..	407	..	13	2,204
Total, week ending 11th Feb., 1920	400	..	12	412
Total, week ending 18th Feb., 1920	77	..	6	83
Total, week ending 25th Feb., 1920	1	2	114	63	246	426
Total, week ending 3rd March, 1920	251	..	2	253
Total, week ending 10th March, 1920	1	531	..	1	533
Total, week ending 17th March, 1920	98	430	20	37	585
Total, week ending 24th March, 1920	886	..	1,566	2,452
Total, week ending 31st March, 1920	26	..	1,242	1,268
Total, week ending 7th April, 1920	6	105	3,265	27	3	3,406
Total, week ending 14th April, 1920	273	2	3,124	2	..	3,401
Total, week ending 21st April, 1920	1	1	274	..	10	286
Total, week ending 28th April, 1920	1	1	1,890	..	3	1,895
Total, week ending 5th May, 1920..	1,051	1,051
Total, week ending 12th May, 1920	4,938	..	2	4,940
Total, week ending 19th May, 1920	1	..	6,834	..	10	6,845
Grand total	274,669	5,342	87,840	3,004	9,309	380,164

Enemy Prisoners of War.

638

NUMBERS of Enemy Prisoners of War and Friendly Nationals remaining for repatriation according to latest information received, 19th May, 1920.

—				Germans.	Austrians.	Turks.	Bulgarians.	Friendly Nationals.	Total.
United Kingdom
France..
Italy
Malta	3	2	103	1	12	121
Salonica
Egypt	385	36	10,105	10,526
Mesopotamia	16,032	..	250	16,282
India*	66	16	6,728	6,810
Total	454	54	32,968	1	262	33,739

* Germans and Austrians all civilians.

PART XXII.

THE BRITISH LINE IN FRANCE.

(a.) THE VARIATIONS IN THE LENGTH OF LINE HELD BY THE BRITISH FORCES IN FRANCE AND FLANDERS.

Date.	Frontage.	Length of line, allowing for salients and re-entrants.	Remarks.
1914.			
23rd August ..	Conde—Mons—Binche	Miles. 25	Aisne position.
16th September ..	Soissons—Paissy	20	After the first battle of Ypres.
20th November ..	North-east of Kimmel—East of Festubert.	24	
1915.			
20th April ..	Ypres (Poelcapelle Road)—Bethune (La Bassée Road).	36	
25th September ..	(a.) Boesinghe—Grenay	40	The battle of Loos began.
	(b.) Monchy-aux-Bois, south of Arras—Vermandovillers.	30	
1916.			
22nd February ..	(a.) Boesinghe—just south of Loos	42	The German attacks on Verdun began.
	(b.) Wailly—River Somme ..	25	
30th June ..	Boesinghe—Maricourt	80-90	The battle of the Somme began on 1st July The British line continuous from north to south.
31st December ..	Boesinghe—Bouchavesnes	85-90	
1917.			
25th February ..	Boesinghe—Amiens—Roye Road ..	105-110	
25th April ..	Boesinghe—St. Quentin	90	
20th June ..	(a.) Sea—South of Nieuport ..	4	
	(b.) Boesinghe—Omignon River ..	86	
9th December ..	S.W. corner of Houthulst Forest—Omignon River.	95	
1918.			
4th February ..	S.W. corner of Houthulst Forest—Barisis—St. Gobain Railway.	123	
20th March ..	S.W. corner of Houthulst Forest—Barisis—St. Gobain Railway.	123	
2nd April* ..	S.W. corner of Houthulst Forest—Hangard.	102	The French took over Hangard.
9th April* ..	S.W. corner of Houthulst Forest—Hangard.	105	Includes salient made by German attack on this day.
17th April* ..	From junction with Belgians—Ypres—Staden Railway—Hangard.	101	Includes readjustment of line in Ypres salient and our line on the 17th in the battle of Lys.
21st May* ..	From junction with Belgians (Kitcheners Wood) to Monument.	88	Does <i>not</i> include the three-division front held by British divisions on the French quiet front (Berry au Bac). Includes the front held by the French (Meteren to Laclytte).
16th June ..	From junction with Belgians (Kitcheners Wood) to Monument.	88	Includes the front held by the French (Meteren to Laclytte).
22nd July ..	From junction with Belgians (Bellewarde Beek, east of Ypres), to Monument.	93	
11th August ..	From junction with Belgians (Bellewarde Beek, east of Ypres), to Amiens—Roye road.	101	Extension for the Battle of Amiens.
28th August ..	From junction with Belgians (Bellewarde Beek, east of Ypres), to Lihu north of Lihons.	90	The French having extended their left flank.
18th September ..	From junction with Belgians (Bellewarde Beek, east of Ypres), to Holnon.	83	
16th October ..	From junction with Belgians (Harlebeke) to Andigny.	93	
11th November ..	From junction with Belgians (west of Schendelbeke) to S.W. of Mont Bliart.	64	At cessation of hostilities.

NOTE.—At the time that hostilities concluded, the Allied line ran approximately as follows.—Along the Côtes de Meuse to Damvillers—Remonville, thence west to the Meuse at Mouzay; thence along the left bank of the river to Charleville. From here the line ran as follows:—Rocroi—Seloignes—Consolre—Villers St. Ghislain—Havré about 5 miles east of Mone-Chievres—Lessines—along the River Dendre to Grammont—Boucle St. Denis—Sievergham—Ghent—along the Terneuzen Canal to the Dutch frontier.

* These figures owing to the constant change of line must be regarded only as approximate.

(b.) APPROXIMATE DATES OF THE PRINCIPAL BRITISH BATTLES ON THE WESTERN FRONT.

Mons	23rd August, 1914.
Le Cateau I.	26th August, 1914.
Marne I.	6th September—10th September, 1914.
Aisne I.	13th September—28th September, 1914.
La Bassée	10th October—31st October, 1914.
Ypres I.	19th October—21st November, 1914.
Neuve Chapelle	10th March—13th March, 1915.
Ypres II.	22nd April—24th May, 1915.
Fromelles	9th May, 1915.
Festubert	15th May—25th May, 1915.
Loos	25th September—15th October, 1915.
Somme I.	1st July—17th November, 1916.
Arras	9th April—16th May, 1917.
Messines	7th June—14th June, 1917.
Ypres III.	31st July—6th November, 1917.
Cambrai I.	20th November—7th December, 1917.
Somme II.	21st March—5th April, 1918.
Lys	9th April—29th April, 1918.
Aisne III.	27th May—2nd June, 1918.
Marne II.	15th July—4th August, 1918.
Amiens	8th August—12th August, 1918.
Bapaume	21st August—31st August, 1918.
Scarpe	26th August—3rd September, 1918.
Epehy	12th September—18th September, 1918.
Cambrai II.	27th September—5th October, 1918.
Flanders	28th September, 1918.
Le Cateau II.	6th October—12th October, 1918.
Selle	17th October—25th October, 1918.
Sambre... ..	1st November—11th November, 1918.
(Mons retaken... ..	11th November, 1918.)

(c.) COMPARISON BETWEEN THE BATTLES OF THE SOMME I AND ARRAS.

Gain of ground in first 24 days—

On the Somme we advanced to a depth of $3\frac{1}{4}$ miles on a front of 6 miles.

At Arras we advanced to a depth of 2 to 5 miles on a front of 20 miles.

This represents about four times as much ground as we gained on the Somme.

Casualties in first 24 days—

On the Somme	136,217
At Arras	83,970

Prisoners and guns captured in first 24 days—

—	Prisoners.	Guns.	Remarks.
On the Somme	11,119	56	These prisoners and guns were captured between the La Bassee Canal and the Nord Canal on the fronts of 1st, 3rd and 5th Armies.
At Arras.. ..	18,128	230	

Number of German divisions engaged and withdrawn in first 24 days—

—	Total engaged.	Number withdrawn into reserve.
On the Somme	16	8
At Arras	32	16

Ammunition expenditure during first 24 days—

	Rounds.
On the Somme	4,500,000
At Arras	6,466,239

Number of British guns in action in first 24 days—

On the Somme	2,090
At Arras	3,500 (approximate).

*Comparison of number of aeroplanes engaged and losses of machines during
July, 1916, and April, 1917.*

July, 1916.—730 aeroplanes were on charge of the Expeditionary Force. The wastage during the month was 148.

April, 1917.—1,318 machines were on charge of the Expeditionary Force. The wastage during the month was 441.

These losses were principally incurred in the period previous to the opening of the offensive.

PART XXIII.

DISCIPLINE.

SECTION 1.

PERSONNEL, &c.

(a.) PROVOST MARSHALS.

The strength and distribution of Provost Marshals with the various Expeditionary Forces and at Home on the following dates:—

Location and date.	Provost Marshals.	Deputy Provost Marshals.	Assistant Provost Marshals.	Deputy-Assistant Provost Marshals.	Assistants to Deputy and Assistant Provost Marshals.	Total.
At Home (12th October, 1918)	1	8	84	..	59	152
France (10th October, 1918) ..	1	6	22*	84	10	123
Egypt (28th June, 1918) ..	1	..	34†	..	23‡	58
Salonica (20th June, 1918) ..	1	..	7§	8
East Africa (3rd December, 1917).	1	..	12	13
Mesopotamia (7th December, 1917).	1	..	16	17
Rhine Army (1st January, 1920)	1	2¶	2	5

* Excluding 2 Colonial Assistant Provost Marshals.

† Includes 3 Australian Provost Corps Officer graded as Assistant Provost Marshals.

‡ There are in addition 29 Egyptian Officers.

§ Excluding 5 officers attached to Provost Department who are not graded as Assistant Provost Marshals.

|| Excluding 10 Colonial Deputy-Assistant Provost Marshals and 40 officers employed in the Provost Service with Traffic Control units who are not graded as Deputy-Assistant Provost Marshals.

¶ Also 20 Regimental Officers not graded as Deputy-Assistant Provost Marshals.

(b.) CORPS OF MILITARY POLICE.

(i.) Strength.

Date.	Military Mounted Police.			Military Foot Police.			Total.		
	Officers.	Warrant officers.	Other ranks.	Officers.	Warrant officers.	Other ranks.	Officers.	Warrant officers.	Other ranks.
4th August, 1914	2	1	112	..	1	289	2	2	401
4th August, 1915	3	4	1,469	..	4	1,264	3	8	2,733
4th August, 1916	4	6	2,098	..	7	3,126	4	13	5,224
4th August, 1917	3	43	3,389	..	15	8,176	3	58	11,565
4th August, 1918	3	50	3,616	..	101	9,709	3	151	13,325
4th August, 1919	3	72	3,404	..	138	9,634	3	210	13,038
1st April, 1920	24	575	..	49	2,180	..	73	2,755

(ii.) Distribution.

(Week ending 5th November, 1918.)

Description.	France.	Egypt and Salonica.	East Africa.	Mesopotamia.	Malta and Gibraltar.	Italy and M.L. of C.	India Base.	On duty at Home.	Others at Home.	Total.
Military Mounted Police	2,076	756	25	183	..	155	7	181	197	3,580
Military Foot Police ..	3,062	674	83	847	44	381	58	4,105	580	9,834
Total	5,138	1,430	108	1,030	44	536	65	4,286	777	13,414

SECTION 2.

COURTS-MARTIAL AND MILITARY COURTS.

The number of proceedings of Courts-Martial held for the trials of officers, soldiers and civilians, and Military Courts on prisoners of war and civilians received by the Judge-Advocate-General, from 4th August, 1914, to 31st March, 1920, amounts to 309,511, made up as follows:—

TABLE (i).—TOTAL NUMBER OF PROCEEDINGS.

Courts-Martial.					Military Courts.			Total courts-martial and military courts.
Officers.	Soldiers.	Total (officers, soldiers).	Civilians.	Total (officers, soldiers, civilians).	Prisoners of war.	Civilians.	Total (prisoners of war, civilians).	
5,952	298,310	304,262	800	305,062	3,842	607	4,449	309,511

The number of proceedings of Courts-Martial on officers and soldiers at home and abroad received by the Judge-Advocate-General from 4th August, 1914, to 31st March, 1920, together with their results, is as follows:—

TABLE (ii) (a).—COURTS-MARTIAL ON OFFICERS AND SOLDIERS. AT HOME.

Period.	General Courts-Martial.			District Courts-Martial.	Field General Courts-Martial.			Total Courts-Martial, officers and soldiers.
	Officers.	Soldiers.	Total.	Soldiers.	Officers.	Soldiers.	Total.	
4th Aug., 1914, to 30th Sept., 1914	1	3	4	629	..	33	33	666
1st Oct., 1914, to 30th Sept., 1915	86	121	207	19,340	..	279	279	19,826
1st Oct., 1915, to 30th Sept., 1916	356	43	399	27,053	27,452
1st Oct., 1916, to 30th Sept., 1917	435	158	593	32,692	33,285
1st Oct., 1917, to 30th Sept., 1918	814	63	877	32,396	33,273
1st Oct., 1918, to 30th Sept., 1919	599	149	748	19,037	19,785
1st Oct., 1919, to 31st Mar., 1920	99	193	292	6,536	6,828
Total	2,390	730	3,120	137,683	.	312	312	141,115

TABLE (ii) (b).—COURTS-MARTIAL ON OFFICERS AND SOLDIERS. ABROAD.

4th Aug., 1914, to 30th Sept., 1914	4	..	4	90	1	52	53	147
1st Oct., 1914, to 30th Sept., 1915	68	22	90	877	17	14,743	14,760	15,727
1st Oct., 1915, to 30th Sept., 1916	478	63	541	721	15	30,295	30,310	31,572
1st Oct., 1916, to 30th Sept., 1917	735	21	756	1,058	58	32,830	32,888	34,702
1st Oct., 1917, to 30th Sept., 1918	839	22	861	1,284	141	41,668	41,809	43,954
1st Oct., 1918, to 30th Sept., 1919	842	130	972	820	159	30,357	30,516	32,308
1st Oct., 1919, to 31st Mar., 1920	189	9	198	476	16	4,047	4,063	4,737
Total	3,155	267	3,422	5,326	407	153,992	154,399	163,147

TABLE (ii) (c).—TOTAL COURTS-MARTIAL ON OFFICERS AND SOLDIERS. AT HOME AND ABROAD.

4th Aug., 1914, to 30th Sept., 1914	5	3	8	719	1	85	86	813
1st Oct., 1914, to 30th Sept., 1915	154	143	297	20,217	17	15,022	15,039	35,553
1st Oct., 1915, to 30th Sept., 1916	834	106	940	27,774	15	30,295	30,310	59,024
1st Oct., 1916, to 30th Sept., 1917	1,170	179	1,349	33,750	58	32,830	32,888	67,987
1st Oct., 1917, to 30th Sept., 1918	1,653	85	1,738	33,680	141	41,668	41,809	77,227
1st Oct., 1918, to 30th Sept., 1919	1,441	279	1,720	19,857	159	30,357	30,516	52,093
1st Oct., 1919, to 31st Mar., 1920	288	202	490	7,012	16	4,047	4,063	11,563
Total	5,545	997	6,542	143,009	407	154,304	154,711	304,262

The results and percentages of these trials are as follows :—

TABLE (iii.) (a).—RESULTS AND PERCENTAGES AT HOME.

	General Courts-Martial.						District Courts-Martial.		Field General Courts-Martial.						Total officers and soldiers.	
	Officers.		Soldiers.		Total.		Soldiers.		Officers.		Soldiers.		Total.			
	Number.	Per cent.	Number.	Per cent.	Number.	Per cent.	Number.	Per cent.	Number.	Per cent.	Number.	Per cent.	Number.	Per cent.	Number.	Per cent.
Convictions	1,758	73·56	607	83·15	2,365	75·82	127,204	92·39	276	88·46	276	88·46	129,845	92·02
Acquittals	570	23·84	112	15·34	682	21·85	6,467	4·69	10	3·21	10	3·21	7,159	5·07
Quashed	7	·29	7	·22	1,566	1·14	20	6·41	20	6·41	1,593	1·13
Not confirmed	55	2·31	11	1·51	66	2·11	2,446	1·78	6	1·92	6	1·92	2,518	1·78
Total	2,390	..	730	..	3,120	..	137,683	312	..	312	..	141,115	..
Partially quashed	5	·21	1	·14	6	·19	1,335	·97	4	1·23	4	1·23	1,345	·95
Partially not confirmed	40	1·67	2	·23	42	1·35	420	·31	462	·33
Total	45	..	3	..	48	..	1,755	4	..	4	..	1,807	..

TABLE (iii.) (b).—RESULTS AND PERCENTAGES ABROAD.

Convictions	2,347	74·39	213	79·77	2,560	74·81	4,395	82·52	309	75·92	133,818	86·90	134,127	86·87	141,032	86·48
Acquittals	718	23·76	52	19·47	770	22·50	675	12·67	83	20·39	15,479	10·05	15,562	10·08	17,007	10·42
Quashed	36	1·14	1	·33	37	1·08	170	3·19	6	1·47	3,241	2·10	3,247	2·10	3,454	2·12
Not confirmed	54	1·71	1	·33	55	1·61	86	1·62	9	2·22	1,454	·95	1,463	·95	1,604	·98
Total	3,155	..	267	..	3,422	..	5,326	..	407	..	153,992	..	154,399	..	163,147	..
Partially quashed	5	·16	5	·15	67	1·26	4	·93	1,012	·66	1,016	·66	1,088	·67
Partially not confirmed	18	·56	18	·53	39	·73	1	·25	314	·20	315	·20	372	·23
Total	23	23	..	106	..	5	..	1,326	..	1,331	..	1,460	..

TABLE (iii.) (c).—TOTAL RESULTS AND PERCENTAGES AT HOME AND ABROAD.

Convictions	4,105	74.02	820	82.25	4,925	75.28	131,599	92.02	309	75.92	134,094	86.90	134,403	86.88	270,927	89.04
Acquittals	1,288	23.23	164	16.45	1,452	22.20	7,142	4.99	83	20.39	15,489	10.04	15,572	10.06	24,166	7.94
Quashed	43	.78	1	.10	44	.68	1,736	1.22	6	1.48	3,261	2.11	3,267	2.11	5,047	1.66
Not confirmed	109	1.97	12	1.20	121	1.84	2,532	1.77	9	2.21	1,460	.95	1,469	.95	4,122	1.36
Total	5,545	..	997	..	6,542	..	143,009	..	407	..	154,304	..	154,711	..	304,262	..
Partially quashed	10	.18	1	.10	11	.17	1,402	.98	4	.98	1,016	.66	1,020	.66	2,433	.80
Partially not confirmed	58	1.05	2	.20	60	.92	459	.32	1	.25	314	.41	315	.20	834	.24
Total	68	..	3	..	71	..	1,861	..	5	..	1,330	..	1,335	..	3,267	..

The number of proceedings of Courts-Martial held for the trials of *civilians*, at home and abroad, received by the Judge-Advocate-General from 4th August, 1914, to 31st March, 1920, amounts to 800, made up as follows:—

TABLE (iv).—TOTAL NUMBER OF PROCEEDINGS.

Period.	At Home.				Abroad.*			At Home and Abroad.
	General Courts-Martial.	District Courts-Martial.	Field General Courts-Martial.	Total.	General Courts-Martial.	District Courts-Martial.	Total.	Total.
4th Aug., 1914, to 30th Sept., 1914	..	1	..	1	1
1st Oct., 1914, to 30th Sept., 1915	9	34	..	43	6	..	6	49
1st Oct., 1915, to 30th Sept., 1916	35	8	161	204	10	..	10	214
1st Oct., 1916, to 30th Sept., 1917	14	44	..	58	14	4	18	76
1st Oct., 1917, to 30th Sept., 1918	7	140	..	147	..	1	1	148
1st Oct., 1918, to 30th Sept., 1919	25	161	..	186	41	..	41	227
1st Oct., 1919, to 31st Mar., 1920	4	73	..	77	8	..	8	85
Total	94	461	161	716	79	5	84	800

* No civilians have been tried by Field General Courts-Martial abroad.

TABLE (v).—RESULTS AND PERCENTAGES OF TRIALS OF CIVILIANS.

The results and percentages of these trials are as follows :—

Result.	At Home.								Abroad.*						At Home and Abroad.							
	General Courts-Martial.		District Courts-Martial.		Field General Courts-Martial.		Total.		General Courts-Martial.		District Courts-Martial.		Total.		General Courts-Martial.		District Courts-Martial.		Field General Courts-Martial.		Total.	
	Number.	Per cent.	Number.	Per cent.	Number.	Per cent.	Number.	Per cent.	Number.	Per cent.	Number.	Per cent.	Number.	Per cent.	Number.	Per cent.	Number.	Per cent.	Number.	Per cent.	Number.	Per cent.
Convictions	72	76·6	379	82·20	151	93·73	602	84·08	60	75·95	4	80·	64	76·19	132	76·30	383	82·19	151	93·73	666	83·25
Acquittals	9	9·57	52	11·23	10	6·22	71	9·92	17	21·51	1	20·	18	21·43	26	15·03	53	11·37	10	6·22	89	11·13
Quashed	15	3·26	15	2·09	1	1·27	1	1·19	1	·53	15	3·22	16	2·
Not confirmed	13	13·83	15	3·26	28	3·91	1	1·27	1	1·19	14	8·09	15	3·22	29	3·62
Total	94	..	461	..	161	..	716	..	79	..	5	..	84	..	173	..	466	..	161	..	800	..
Partially quashed
Partially not confirmed	8	1·73	8	1·11	8	1·72	8	1·
Total	8	8	8	8	..

* No civilians have been tried by Field General Courts-Martial abroad.

TABLE (vi.).—DEATH SENTENCES.

(a.) RETURN of proceedings received by the Judge-Advocate-General from 4th August, 1914, to 31st March, 1920, of trials of officers and soldiers of the British Army who suffered death by sentence of Courts-Martial, including camp followers, Native labourers and Chinese coolies, subject to the Army Act.

—	Officers.	Soldiers.							Total officers.	Total soldiers.	Total officers and soldiers.
	4th Aug., 1914, to 31st March, 1920.	4th Aug., 1914, to 30th Sept., 1914.	1st Oct., 1914, to 30th Sept., 1915.	1st Oct., 1915, to 30th Sept., 1916.	1st Oct., 1916, to 30th Sept., 1917.	1st Oct., 1917, to 30th Sept., 1918.	1st Oct., 1918, to 30th Sept., 1919.	1st Oct., 1919, to 31st March, 1920.			
ABROAD.*											
Number	3	1	48	81	96	95	14	8	3	343	346
<i>Offences.</i>											
Mutiny	2	1	3	3
Cowardice	5	6	5	2	18	18
Desertion	2	1	40	62	78	77	6	..	2	264	266
Murder	1	..	1	6	3	10	8	8	1	36	37
Striking or violence	1	2	3	6	6
Disobedience	4	..	1	5	5
Sleeping on post	2	2	2
Quitting post	2	2	2	1	7	7
Casting away arms	2	2	2

* No officer or soldier suffered death by sentence of Court-Martial at home.

NOTE.—Of the 346 officers, soldiers and others who suffered death by sentence of Courts-Martial 322 were executed in France and Belgium, 5 in East Africa, 4 in Mesopotamia, 4 in Constantinople, 3 in Gallipoli, 3 in Salonica, 2 in Egypt, 1 in Italy, 1 in Palestine and 1 in Serbia.

(b.) RETURN of sentences of death passed by Courts-Martial from 4th August, 1914, to 31st March, 1920, on Imperial and other Troops and Followers, showing the number of death sentences carried out and the number of death sentences not carried out, with percentages.

(8886)

	Imperial Troops.	Colonial Forces.	Overseas Contingents.	Native Labour Corps.		Followers.	Total.
				Chinese.	Coloured.		
Number of death sentences passed	2,690	10	355	13	4	8	3,080
Number of death sentences carried out	291*	5	31	10	4	5	346
Offences for which death sentences carried out—							
Mutiny	2	..	1	3
Cowardice	15	2	1	18
Desertion	240†	..	26	266
Murder	15‡	1	3	10	3	5	37
Striking or violence	4	1	1	..	6
Disobedience	5	5
Sleeping on post	2	2
Quitting post	7	7
Casting away arms	1	1	2
Number of death sentences not carried out	2,399	5	324	3	..	3	2,734
Percentage of death sentences carried out	10·82 per cent.	50 per cent.	8·73 per cent.	76·92 per cent.	100 per cent.	62·5 per cent.	11·23 per cent.

* Including three officers.

† Including two officers.

‡ Including one officer.

NOTE.—Of the 324 soldiers who suffered death by sentence of Courts-Martial 91 were under suspended sentences. Of the 91 men 40 had been previously sentenced to death, in 38 cases for desertion, in 1 case for quitting post, and in 1 case for disobedience. One soldier had been sentenced to death on two previous occasions for desertion, and in 9 cases the accused were under two suspended sentences.

4 N

649

Discipline.

TABLE (vii).—OFFICERS CASHIERED AND DISMISSED THE SERVICE.

RETURN of proceedings received by the Judge-Advocate-General from 4th August, 1914, to 31st March, 1920, for the trials of officers of the British Army who were sentenced to be cashiered or dismissed the Service by Courts-Martial.

Period.	Cashiered.						Dismissed.							
	Sentenced to be cashiered.	Sentence of cashiering carried out.	Sentence of cashiering commuted.	Sentence of cashiering commuted to		Sentence of cashiering.			Sentenced to be dismissed.	Sentence of dismissal carried out.	Sentence of dismissal commuted.	Sentence of dismissal.		
				Dismissal.	Forfeiture of seniority and/or reprimand.	Quashed.	Not confirmed.	Remitted.				Quashed.	Not confirmed.	Remitted.
AT HOME.														
4th Aug, 1914, to 30th Sept., 1914	9	7	2	2	30	26	4
1st Oct., 1914, to 30th Sept., 1915	51	45	3	2	1	..	2	1	97	91	3	..	2	1
1st Oct., 1915, to 30th Sept., 1916	31	26	2	2	3	..	87	73	12	..	2	..
1st Oct., 1916, to 30th Sept., 1917	76	65	9	9	2	..	164	142	19	1	2	..
1st Oct., 1917, to 30th Sept., 1918	60	48	7	4	3	..	5	..	90	68	13	2	6	1
1st Oct., 1918, to 30th Sept., 1919	18	13	3	3	1	1	21	15	4	..	2	..
1st Oct., 1919, to 31st March, 1920
Total	245	204	26	22	4	..	13	2	489	415	55	3	14	2
ABROAD.														
4th Aug., 1914, to 30th Sept., 1914	2	2*	34	23	10	..	1	..
1st Oct., 1914, to 30th Sept., 1915	8	4	3	3	1	185	139*	38	3	5	..
1st Oct., 1915, to 30th Sept., 1916	32	16	11	10	1	2	1	2	209	154	45	5	5	..
1st Oct., 1916, to 30th Sept., 1917	35	24	8	7	1	1	2	..	257	188	60	4	4	1
1st Oct., 1917, to 30th Sept., 1918	69	43	20	17	3	4	2	..	204	136	61	2	5	..
1st Oct., 1918, to 30th Sept., 1919	82	57	18	13	5	3	4	..	42	30	9	..	2	1
1st Oct., 1919, to 31st March, 1920	30	27	2	2	1
Total	258	173	62	52	10	10	10	3	931	670	223	14	22	2
Total at home and abroad	503	377	88	74	14	10	23	5	1,420	1,085	278	17	36	4

* Including 1 officer subsequently reinstated by His Majesty the King.

TABLE (viii.) (a).—ANALYSIS OF PROCEEDINGS OF GENERAL COURTS-MARTIAL FOR THE TRIALS OF OFFICERS AT HOME, 4TH AUGUST, 1914, TO 31ST MARCH, 1920.

	4th Aug., 1914, to 30th Sept., 1914.	1st Oct., 1914, to 30th Sept., 1915.	1st Oct., 1915, to 30th Sept., 1916.	1st Oct., 1916, to 30th Sept., 1917.	1st Oct., 1917, to 30th Sept., 1918.	1st Oct., 1918, to 30th Sept., 1919.	1st Oct., 1919, to 31st Mar., 1920.	Total.
Trials	1	86	356	435	814	599	99	2,390
Convictions	59	278	301	614	427	79	1,758
Acquittals	1	27	72	124	184	148	14	570
Quashed	2	5	..	7
Not confirmed	6	10	14	19	6	55
Total	1	86	356	435	814	599	99	2,390
<i>Offences.</i>								
War treason
Defence of the Realm Regulations	4	2	6
Offence against inhabitant
Mutiny
Cowardice
Desertion	4	14	4	3	25
Absence	12	74	76	256	168	26	612
Striking or violence	1	2	2	4	9
Insubordination, &c.	1	12	9	6	20	2	50
Disobedience	18	11	17	4	..	50
Quitting, &c., post	1	..	1
Drunkenness	27	101	109	162	126	12	587
Injuring property, &c.
Loss of property
Theft	7	..	1	1	..	9
Indecency	10	2	1	13
Resisting, &c., escort	1	1	6	1	..	9
Escaping confinement	6	11	10	12	6	8	53
Miscellaneous military offences	5	119	119	220	137	32	632
Miscellaneous civil offences	3	11	7	38	25	8	92
Self-inflicted wound
Scandalous conduct	7	63	62	11	3	3	149
Fraudulent enlistment	1	2	3
Enlisting after discharge
False answer	9	4	13
Neglect	3	2	5
Fraud	2	3	6	43	16	8	78
<i>Sentences.</i>								
Death
Penal servitude	3 years
	6 years
	9 years
	12 years
	15 years
Imprisonment with hard labour	Life
	6 months	3	2	2	7
	12 months	4	1	1	1	1	8
	18 months	1	1	..	2
	24 months	5	1	1	1	..	8
Imprisonment	6 months	1	..	2	3	..	6
	12 months	1	1	4	6
	18 months	1	..	1
	24 months	1	1	..	1	..	3
Detention	3 months
	6 months
Field punishment	Over 6 months
	No. 1
	No. 2
Cashiered	7	45	26	65	48	13	204
Dismissed	26	91	73	142	68	15	415
Forfeiture of seniority	4	34	71	135	111	24	379
Reprimand	24	130	165	372	273	41	1,005
Ignominy
Reduction, &c.
Stoppages, fines, &c.	6	..	3	2	3	14
Quashed, partially	4	1	..	5
Not confirmed, partially	2	3	14	15	6	40
Wholly remitted*	2	2	1	..	1	6
Suspended*

* The remissions and suspensions of sentences are only shown when noted on the proceedings.

Discipline.

652

TABLE (viii.) (b).—ANALYSIS OF PROCEEDINGS OF GENERAL COURTS-MARTIAL FOR THE TRIALS OF SOLDIERS AT HOME, 4TH AUGUST, 1914, TO 31ST MARCH, 1920.

		4th Aug., 1914, to 30th Sept., 1914.	1st Oct., 1914, to 30th Sept., 1915.	1st Oct., 1915, to 30th Sept., 1916.	1st Oct., 1916, to 30th Sept., 1917.	1st Oct., 1917, to 30th Sept., 1918.	1st Oct., 1918, to 30th Sept., 1919.	1st Oct., 1919, to 31st Mar., 1920.	Total.
Trials	3	121	43	158	63	149	193	730
Convictions	2	112	38	151	48	84	172	607
Acquittals	9	5	6	14	60	18	112
Quashed
Not confirmed	1	1	1	5	3	11
Total	3	121	43	158	63	149	193	730
<i>Offences.</i>									
War treason	1	1
Defence of the Realm Regulations
Offence against inhabitant
Mutiny	95	15	98	13	51	169	441
Cowardice
Desertion	9	1	1	2	5	1	19
Absence	2	9	3	..	14
Striking or violence	2	2	6	4	4	8	..	26
Insubordination, &c.	1	2	14	5	3	1	26
Disobedience	2	1	9	5	..	7	..	24
Quitting, &c., post	1	..	1
Drunkenness	1	1
Injuring property, &c.	1	1
Loss of property	1	1
Theft	1	1	2
Indecency
Resisting, &c., escort	1	14	..	15
Escaping confinement	1	1	2
Miscellaneous military offences	5	6	22	29	7	1	70
Miscellaneous civil offences	1	1	5	9	1	..	17
Self-inflicted wound
Scandalous conduct
Fraudulent enlistment
Enlisting after discharge
False answer
Neglect
Fraud	4	8	1	..	13
<i>Sentences.</i>									
Death
Penal servitude	3 years	..	4	8	1	..	10	..	23
	6 years	1	..	2	3	1	7
	9 years	1	..	1	..	2
	12 years	1	3	..	4
	15 years
Imprisonment with hard labour	Life	1	1
	6 months	..	3	1	2	2	4	3	15
	12 months	6	2	6	24	..	38
	18 months	..	3	..	1	3	1	..	8
	24 months	..	8	3	9	12	9	..	41
Imprisonment	6 months	1	1	2
	12 months	2	..	2
	18 months
	24 months
Detention	3 months	1	84	8	2	4	12	25	136
	6 months	1	2	2	34	4	4	134	181
	Over 6 months	6	96	6	9	8	125
Field punishment	No. 1
	No. 2	1	..	1
Cashiered
Dismissed
Forfeiture of seniority
Reprimand
Ignominy	6	3	3	23	3	38
Reduction, &c.	2	8	7	12	3	1	33
Stoppages, fines, &c.	7	5	3	..	15
Quashed, partially	1	..	1
Not confirmed, partially	1	1	..	2
Wholly remitted*
Suspended*

* The remissions and suspensions of sentences are only shown when noted on the proceedings.

TABLE (viii.) (c).—ANALYSIS OF PROCEEDINGS OF GENERAL COURTS-MARTIAL FOR THE TRIALS OF CIVILIANS AT HOME, 4TH AUGUST, 1914, TO 31ST MARCH, 1920.

							4th Aug. 1914, to 30th Sept., 1914	1st Oct., 1914, to 30th Sept., 1915	1st Oct., 1915, to 30th Sept., 1916	1st Oct., 1916, to 30th Sept., 1917	1st Oct. 1917, to 30th Sept., 1918	1st Oct., 1918, to 30th Sept., 1919	1st Oct., 1919, to 31st Mar., 1920.	Total.
Trials	9	35	14	7	25	4	94	
Convictions	8	21	12	6	23	2	72	
Acquittals	1	2	1	1	2	2	9	
Quashed	
Not confirmed	12	1	13	
Total	9	35	14	7	25	4	94	
<i>Offences.</i>														
War treason	5	2	3	2	12	
Defence of the Realm Regulations	3	19	9	6	23	..	60	
Offence against inhabitant	
Mutiny	
Cowardice	
Desertion	
Absence	
Striking or violence	
Insubordination, &c.	
Disobedience	
Quitting, &c., post	
Drunkenness	
Injuring property, &c.	
Loss of property	
Theft	
Indecency	
Resisting, &c., escort	
Escaping confinement	
Miscellaneous military offences	
Miscellaneous civil offences	
Self-inflicted wound	
Scandalous conduct	
Fraudulent enlistment	
Enlisting after discharge	
False answer	
Neglect	
Fraud	
<i>Sentences.</i>														
Death	7	3	10	
Penal servitude	3 years	1	4	1	6	
							6 years	1	3	2	3	3	..	12
							9 years
							12 years	..	2	2
							15 years	1	1
Imprisonment with hard labour	Life	7	3	1	11	
							6 months	2	2	1	5	
							12 months	1	..	4	..	5
							18 months	..	1	4	..	5
Imprisonment	24 months	1	1	..	4	..	6	
							6 months	..	1	4	..	2	..	7
							12 months
Detention	18 months	
							24 months	2	..	2
							3 months
Field punishment	6 months	
							Over 6 months
Cashiered	
Dismissed	
Forfeiture of seniority	
Reprimand	
Ignominy	
Reduction, &c.	
Stoppages, fines, &c.	
Quashed, partially	
Not confirmed, partially	
Wholly remitted*	
Suspended*	

* The remissions and suspensions of sentences are only shown when noted on the proceedings.

Discipline.

654

TABLE (viii.) (d).—ANALYSIS OF PROCEEDINGS OF DISTRICT COURTS-MARTIAL FOR THE TRIALS OF SOLDIERS AT HOME, 4TH AUGUST, 1914, TO 31ST MARCH, 1920.

	4th Aug., 1914, to 30th Sept., 1914.	1st Oct., 1914, to 30th Sept., 1915.	1st Oct., 1915, to 30th Sept., 1916.	1st Oct., 1916, to 30th Sept., 1917.	1st Oct., 1917, to 30th Sept., 1918.	1st Oct., 1918, to 30th Sept., 1919.	1st Oct., 1919, to 31st Mar., 1920.	Total.	
Trials	629	19,340	27,053	32,692	32,396	19,037	6,536	137,683	
Convictions	573	17,999	25,438	30,399	29,753	17,215	5,827	127,204	
Acquittals	32	809	1,001	1,401	1,665	1,108	451	6,467	
Quashed	6	213	294	399	327	207	120	1,566	
Not confirmed	18	319	320	493	651	507	138	2,446	
Total	629	19,340	27,053	32,692	32,396	19,037	6,536	137,683	
<i>Offences.</i>									
War treason	
Defence of the Realm Regulations	2	3	8	9	1	23	46	
Offence against inhabitant	
Mutiny	4	5	12	2	86	111	220	
Cowardice	
Desertion	69	4,088	6,994	7,046	7,675	3,918	1,417	31,207	
Absence	88	5,403	8,552	11,815	13,159	8,877	2,555	50,449	
Striking or violence	59	1,935	1,308	1,031	781	479	327	5,920	
Insubordination, &c.	70	2,414	3,638	5,888	4,215	1,861	492	18,578	
Disobedience	
Quitting, &c., post	55	748	521	307	264	206	116	2,217	
Drunkenness	198	2,102	1,442	1,062	486	289	291	5,870	
Injuring property, &c.	9	127	167	142	151	116	52	764	
Loss of property	78	3,555	6,243	5,190	5,299	3,657	1,912	25,934	
Theft	31	670	810	968	1,278	654	307	4,718	
Indecency	1	..	34	25	32	14	8	114	
Resisting, &c., escort	
Escaping confinement	
Miscellaneous military offences	85	2,836	3,765	5,182	4,703	2,480	1,233	20,284	
Miscellaneous civil offences	7	67	135	359	316	172	60	1,116	
Self-inflicted wound	4	6	..	10	
Scandalous conduct	
Fraudulent enlistment	7	449	976	188	110	49	39	1,818	
Enlisting after discharge.. .. .	6	101	69	8	1	1	4	190	
False answer	8	182	214	21	4	7	9	445	
Neglect	2	34	6	1	8	3	..	54	
Fraud	1	97	155	166	214	110	20	763	
<i>Sentences.</i>									
Death	
Penal servitude	3 years	
	6 years	
	9 years	
	12 years	
	15 years	
Imprisonment with hard labour	Life	
	6 months	41	1,352	1,264	2,153	1,006	268	145	6,229
	12 months	21	347	290	809	430	238	58	2,193
	18 months	34	77	157	144	66	10	488
	24 months	3	..	295	1,197	788	417	21	2,721
Imprisonment	6 months	41	368	248	146	68	26	897
	12 months	53	23	58	27	28	3	192
	18 months	6	8	6	1	5	1	27
	24 months	1	6	31	4	9	1	52
Detention	3 months	297	10,683	11,997	12,436	12,891	8,618	3,833	60,755
	6 months	46	2,365	6,470	6,767	6,853	3,369	814	26,684
Field punishment	Over 6 months	3	460	2,679	3,800	3,982	2,096	240	13,260
	No 1	22	17	6	1	15	..	61
No. 2	506	216	416	644	297	23	2,102	
Cashiered	
Dismissed	
Forfeiture of seniority	
Reprimand..	
Ignominy	14	403	86	13	7	93	97	713	
Reduction, &c.	165	2,098	1,715	2,140	2,218	1,261	516	10,113	
Stoppages, fines, &c.	91	2,477	4,568	3,944	5,097	4,204	2,012	22,393	
Quashed, partially	6	252	386	307	184	113	87	1,335	
Not confirmed, partially	21	29	72	160	106	32	420	
Wholly remitted*	6	83	107	180	209	119	47	751	
Suspended*	7	1	..	8	

* The remissions and suspensions of sentences are only shown when noted on the proceedings.

TABLE (viii.) (e).—ANALYSIS OF PROCEEDINGS OF DISTRICT COURTS-MARTIAL FOR THE TRIALS OF CIVILIANS AT HOME, 4TH AUGUST, 1914, TO 31ST MARCH, 1920.

	4th Aug, 1914, to 30th Sept., 1914.	1st Oct, 1914 to 30th Sept., 1915.	1st Oct, 1915, to 30th Sept., 1916.	1st Oct, 1916, to 30th Sept., 1917.	1st Oct, 1917, to 30th Sept., 1918.	1st Oct, 1918, to 30th Sept., 1919.	1st Oct, 1919, to 31st Mar., 1920.	Total.
Trials	1	34	8	44	140	161	73	461
Convictions	12	3	41	125	139	59	379
Acquittals	1	7	..	1	12	19	12	52
Quashed..	15	15
Not confirmed	5	2	3	3	2	15
Total	1	34	8	44	140	161	73	461
<i>Offences.</i>								
War treason
Defence of the Realm Regulations	12	3	41	125	139	59	379
Offence against inhabitant
Mutiny
Cowardice
Desertion
Absence
Striking or violence
Insubordination, &c.
Disobedience
Quitting, &c., post..
Drunkenness
Injuring property, &c.
Loss of property
Theft
Indecency
Resisting, &c., escort
Escaping confinement
Miscellaneous military offences
Miscellaneous civil offences
Self-inflicted wound
Scandalous conduct
Fraudulent enlistment
Enlisting after discharge..
False answer
Neglect
Fraud
<i>Sentences.</i>								
Death
Penal servitude	3 years
	6 years
	9 years
	12 years
	15 years
Imprisonment with hard labour.	Life
	6 months	6	13	18	45	15	97
	12 months	12	29	44	20	105
	18 months	2	5	5	1	13
Imprisonment	24 months	1	11	13	5	30
	6 months	2	3	8	55	19	100
	12 months	5	6	6	4	21
Detention	18 months	1	1
	24 months	1
	3 months	1	1
Field punishment.. .. .	6 months
	Over 6 months
	No. 1
Cashiered
Dismissed
Forfeiture of seniority
Reprimand	1	1
Ignominy
Reduction, &c.
Stoppages, fines, &c.
Quashed, partially
Not confirmed, partially	6	2	..	8
Wholly remitted*	2	1	6	..	9
Suspended*..	1	1

* The remissions and suspensions of sentences are only shown when noted on the proceedings.

Discipline.

656

TABLE (viii.) (f.)—ANALYSIS OF PROCEEDINGS OF FIELD GENERAL COURTS-MARTIAL FOR THE TRIALS OF SOLDIERS AT HOME, 4TH AUGUST, 1914, TO 31ST MARCH, 1920.

						4th Aug., 1914, to 30th Sept., 1914.	1st Oct., 1914, to 30th Sept., 1915.	1st Oct., 1915, to 30th Sept., 1916.	1st Oct., 1916, to 30th Sept., 1917.	1st Oct., 1917, to 30th Sept., 1918.	1st Oct., 1918, to 30th Sept., 1919.	1st Oct., 1919, to 31st Mar., 1920.	Total.
Trials	33	279	312
Convictions	31	245	276
Acquittals	10	10
Quashed	2	18	20
Not confirmed	6	6
Total	33	279	312
<i>Offences.</i>													
War treason
Defence of the Realm Regulations
Offence against inhabitant
Mutiny	14	14
Cowardice
Desertion	18	18
Absence	7	72	79
Striking or violence	2	31	33
Insubordination	6	27	33
Disobedience	2	30	32
Quitting, &c., post..	3	21	24
Drunkenness	5	36	41
Injuring property, &c.	5	5
Loss of property	14	14
Theft	1	9	10
Indecency
Resisting, &c., escort	1	6	7
Escaping confinement	3	3
Miscellaneous military offences	2	51	53
Miscellaneous civil offences	1	1
Self-inflicted wound
Scandalous conduct
Fraudulent enlistment
Enlisting after discharge
False answer	1	1
Neglect	5	5
Fraud
<i>Sentences.</i>													
Death
							1	1
Penal servitude	..	3 years
		6 years
		9 years
		12 years
		15 years
Imprisonment with hard labour.	..	Life
		6 months	4	37	41
		12 months	14	11	25
		18 months	4	4
		24 months	2	2
Imprisonment	..	6 months	1	1	2
		12 months
		18 months
Detention	..	24 months
		3 months	7	75	82
		6 months	1	18	19
Field punishment	..	Over 6 months
		No. 1
		No. 2	47	47
Cashiered
Dismissed
Forfeiture of seniority
Reprimand
Ignominy	17	17
Reduction, &c.	6	40	46
Stoppages, fines, &c.	21	21
Quashed, partially	4	4
Not confirmed, partially
Wholly remitted*
Suspended*

* The remissions and suspensions of sentences are only shown when noted on the proceedings.

TABLE (viii.) (g).—ANALYSIS OF PROCEEDINGS OF FIELD GENERAL COURTS-MARTIAL FOR THE TRIALS OF CIVILIANS AT HOME, 4TH AUGUST, 1914, TO 31ST MARCH, 1920.

	4th Aug, 1914, to 30th Sept., 1914.	1st Oct., 1914, to 30th Sept., 1915.	1st Oct., 1915, to 30th Sept., 1916.	1st Oct., 1916, to 30th Sept., 1917.	1st Oct., 1917, to 30th Sept., 1918.	1st Oct., 1918, to 30th Sept., 1919.	1st Oct., 1919, to 31st Mar., 1920.	Total.
Trials	161	161
Convictions	151	151
Acquittals	10	10
Quashed
Not confirmed
Total	161	161
<i>Offences.</i>								
War treason	151	151
Defence of the Realm Regulations
Offence against inhabitant
Mutiny
Cowardice
Desertion
Absence
Striking or violence
Insubordination, &c.
Disobedience
Quitting, &c., post
Drunkenness
Injuring property, &c.
Loss of property
Theft
Indecency
Resisting, &c., escort
Escaping confinement
Miscellaneous military offences
Miscellaneous civil offences
Self-inflicted wound
Scandalous conduct
Fraudulent enlistment
Enlisting after discharge
False answer
Neglect
Fraud
<i>Sentences.</i>								
Death	15	15
Penal servitude	3 years	57	57
	6 years	17	17
	9 years	3	3
	12 years	31	31
	15 years
Imprisonment with hard labour.	Life	7	7
	6 months	3	3
	12 months	17	17
	18 months
Imprisonment	24 months	1	1
	6 months
	12 months
Detention	18 months
	24 months
	3 months
Field punishment	6 months
	Over 6 months
Cashiered
Dismissed
Forfeiture of seniority
Reprimand
Ignominy
Reduction, &c.
Stoppages, fines, &c.
Quashed, partially
Not confirmed, partially
Wholly remitted*
Suspended*

* The remissions and suspensions of sentences are only shown when noted on the proceedings.

TABLE (ix).—SUMMARY OF ANALYSES OF PROCEEDINGS OF GENERAL, DISTRICT AND FIELD GENERAL COURTS-MARTIAL AT HOME FOR THE TRIALS OF OFFICERS, SOLDIERS AND CIVILIANS, 4TH AUGUST, 1914, TO 31ST MARCH, 1920.

	Officers.			Soldiers.				Total officers and soldiers.	Civilians.				Total officers, soldiers and civilians.	
	General Courts-Martial.	Field General Courts-Martial.	Total.	General Courts-Martial.	District Courts-Martial.	Field General Courts-Martial.	Total.		General Courts-Martial.	District Courts-Martial.	Field General Courts-Martial.	Total.		
Trials	2,390	..	2,390	730	137,683	312	138,725	141,115	94	461	161	716	141,831	Trials.
Convictions	1,758	..	1,758	607	127,204	276	128,087	129,845	72	379	151	602	130,447	Convictions.
Acquittals	570	..	570	112	6,467	10	6,589	7,159	9	52	10	71	7,230	Acquittals.
Quashed	7	..	7	..	1,566	20	1,586	1,593	..	15	..	15	1,608	Quashed.
Not confirmed	55	..	55	11	2,446	6	2,463	2,518	13	15	..	28	2,546	Not confirmed.
Total	2,390	..	2,390	730	137,683	312	138,725	141,115	94	461	161	716	141,831	Total.
<i>Offences.</i>														
War treason	12	..	151	163	163	War treason.
Defence of the Realm Regulations.	6	..	6	1	46	..	47	53	60	379	..	439	492	Defence of the Realm Regulations.
Offence against inhabitant	Offence against inhabitant.
Mutiny	441	220	14	675	675	675	Mutiny.
Cowardice	Cowardice.
Desertion	25	..	25	19	31,207	18	31,244	31,269	31,269	Desertion.
Absence	612	..	612	14	50,449	79	50,542	51,154	51,154	Absence.
Striking or violence	9	..	9	26	5,920	33	5,979	5,988	5,988	Striking or violence.
Insubordination, &c.	50	..	50	26	18,578	33	18,637	18,687	18,687	Insubordination, &c.
Disobedience	50	..	50	24	..	32	56	106	106	Disobedience, &c.
Quitting, &c., post	1	..	1	1	2,217	24	2,242	2,243	2,243	Quitting, &c., post.
Drunkenness	537	..	537	1	5,870	41	5,912	6,449	6,449	Drunkenness.
Injuring property, &c.	1	764	5	770	770	770	Injuring property, &c.
Loss of property	1	25,934	14	25,949	25,949	25,949	Loss of property.
Theft	9	..	9	2	4,718	10	4,730	4,739	4,739	Theft.
Indecency	13	..	13	..	114	..	114	127	127	Indecency.
Resisting, &c., escort	9	..	9	15	..	7	22	31	31	Resisting, &c., escort.
Escaping confinement	53	..	53	2	..	3	5	58	58	Escaping confinement.
Miscellaneous military offences	632	..	632	70	20,284	53	20,407	21,039	21,039	Miscellaneous military offences
Miscellaneous civil offences ..	92	..	92	17	1,116	1	1,134	1,226	1,226	Miscellaneous civil offences.

Discipline.

1934	Self-inflicted wound	10	..	10	10	10	Self-inflicted wound.	
	Scandalous conduct	149	..	149	149	149	Scandalous conduct.	
	Fraudulent enlistment	3	..	3	..	1,818	..	1,818	1,821	1,821	Fraudulent enlistment.	
	Enlisting after discharge	190	..	190	190	190	Enlisting after discharge.	
	False answer	13	..	13	..	445	1	446	459	459	False answer.	
	Neglect	5	..	5	..	54	5	59	64	64	Neglect.	
Fraud	78	..	78	13	763	..	776	854	854	Fraud.		
<i>Sentences.</i>															
Death	10	25	Death.	
Penal servitude	3 years	23	..	1	24	24	6	..	57	63	87	} Penal servitude.
	6 years	7	7	7	12	..	17	29	36	
	9 years	2	2	2	3	3	5	
	12 years	4	4	4	2	..	31	53	37	
	15 years	1	1	1	
Life	1	1	1	11	..	7	18	19	} Life.
Imprisonment with hard labour	6 months	7	..	7	15	6,229	41	6,285	6,292	5	97	3	105	6,397	} Imprisonment with hard labour.
	12 months	8	..	8	38	2,193	25	2,256	2,264	5	105	17	127	2,391	
	18 months	2	..	2	8	488	4	500	502	5	13	..	18	520	
	24 months	8	..	8	41	2,721	2	2,764	2,772	6	30	1	37	2,809	
Imprisonment..	6 months	6	..	6	2	897	2	901	907	7	100	..	107	1,014	} Imprisonment.
	12 months	6	..	6	2	192	..	194	200	..	21	..	21	221	
	18 months	1	..	1	..	27	..	27	28	..	1	..	1	29	
Detention ..	24 months	3	..	3	..	52	..	52	55	2	1	..	3	58	} Detention.
	3 months	136	60,755	82	60,973	60,973	..	1	..	1	60,974	
	6 months	181	26,684	19	26,884	26,884	26,884	
	Over 6 mths.	125	13,260	..	13,385	13,385	13,385	
Field punishment	No. 1	61	..	61	61	61	} Field punishment.
	No. 2	1	2,102	47	2,150	2,150	2,150	
Cashiered	204	..	204	204	204	Cashiered.
Dismissed	415	..	415	415	415	Dismissed.
Forfeiture of seniority	379	..	379	379	379	Forfeiture of seniority.
Reprimand	1,005	..	1,005	1,005	..	1	1	1,006	Reprimand
Ignominy	38	713	17	768	768	768	Ignominy.
Reduction, &c.	33	10,113	46	10,192	10,192	10,192	Reduction, &c.
Stoppages, fines, &c.	14	..	14	15	22,393	21	22,429	22,443	22,443	Stoppages, fines, &c.
Quashed, partially	5	..	5	1	1,335	4	1,340	1,345	1,345	Quashed, partially.
Not confirmed, partially	40	..	40	2	420	..	422	462	..	8	8	470	Not confirmed, partially.
Wholly remitted*	6	..	6	..	751	..	751	757	..	9	9	766	Wholly remitted.
Suspended*	8	..	8	8	..	1	1	9	Suspended.

* The remissions and suspensions of sentences are only shown when noted on the proceedings.

Discipline.

660

TABLE (x.) (a).—ANALYSIS OF PROCEEDINGS OF GENERAL COURTS-MARTIAL FOR THE TRIALS OF OFFICERS ABROAD, 4TH AUGUST, 1914, TO 31ST MARCH, 1920.

	4th Aug., 1914, to 30th Sept., 1914.	1st Oct., 1914, to 30th Sept., 1915.	1st Oct., 1915, to 30th Sept., 1916.	1st Oct., 1916, to 30th Sept., 1917.	1st Oct., 1917, to 30th Sept., 1918.	1st Oct., 1918, to 30th Sept., 1919.	1st Oct., 1919, to 31st Mar., 1920.	Total.
Trials	4	68	478	735	839	842	189	3,155
Convictions	4	52	349	544	650	613	135	2,347
Acquittals	14	110	172	168	207	47	718
Quashed	10	9	9	7	1	36
Not confirmed	2	9	10	12	15	6	54
Total	4	68	478	735	839	842	189	3,155
<i>Offences.</i>								
War treason
Defence of the Realm Regulations
Offence against inhabitant	2	2
Mutiny
Cowardice	2	4	1	2	9
Desertion	7	3	3	5	..	18
Absence	1	4	44	67	121	132	21	390
Striking or violence	2	1	..	7	..	10
Insubordination, &c.	3	3	3	10	24	8	51
Disobedience	2	10	21	40	25	3	101
Quitting, &c., post.	1	1	5	2	9	1	..	19
Drunkenness	37	213	292	319	239	58	1,158
Injuring property, &c.
Loss of property
Theft	2	1	..	1	2	6
Indecency	2	2	..	3	2	9
Resisting, &c., escort	1	2	4	2	9
Escaping confinement	2	3	4	11	2	22
Miscellaneous military offences	1	8	95	183	198	202	45	732
Miscellaneous civil offences	3	4	8	21	6	42
Self-inflicted wound	3	4	1	..	8
Scandalous conduct	2	3	9	8	8	18	7	55
Fraudulent enlistment
Enlisting after discharge
False answer	1	2	3
Neglect	5	5
Fraud	3	4	9	11	8	35
<i>Sentences.</i>								
Death	2	..	1	..	3
Penal servitude	3 years	1	1	..	2
	6 years	2	2
	9 years
	12 years	1	..	2	3
	15 years
Imprisonment with hard labour.	Life
	6 months	1	..	2	4	2	9
	12 months	1	1	1	3	3	9
	18 months
	24 months	1	1
Imprisonment	6 months	1	..	2	..	3
	12 months	1	1	1	4
	18 months
	24 months	1	1
Detention	3 months
	6 months
	Over 6 months
Field punishment	No. 1
	No. 2
Cashiered	2	4	16	17	38	49	23	149
Dismissed	18	134	148	149	119	29	597
Forfeiture of seniority	8	58	142	171	133	17	529
Reprimand	2	24	154	346	413	421	77	1,437
Ignominy
Reduction, &c.
Stoppages, fines, &c.	1	3	3	7	3	1	18
Quashed, partially	2	1	1	1	5
Not confirmed, partially	1	1	4	11	1	18
Wholly remitted*	3	..	3	1	..	7
Suspended*

* The remissions and suspensions of sentences are only shown when noted on the proceedings.

TABLE (x.) (b).—ANALYSIS OF PROCEEDINGS OF GENERAL COURTS-MARTIAL FOR THE TRIALS OF SOLDIERS ABROAD, 4TH AUGUST, 1914, TO 31ST MARCH, 1920.

	4th Aug., 1914, to 30th Sept., 1914.	1st Oct., 1914, to 30th Sept., 1915.	1st Oct., 1915, to 30th Sept., 1916.	1st Oct., 1916, to 30th Sept., 1917.	1st Oct., 1917, to 30th Sept., 1918.	1st Oct., 1918, to 30th Sept., 1919.	1st Oct., 1919, to 31st Mar., 1920.	Total.
Trials	22	63	21	22	130	9	267
Convictions	15	50	18	16	108	6	213
Acquittals	7	13	2	5	22	3	52
Quashed	1	1
Not confirmed	1	1
Total	22	63	21	22	130	9	267
<i>Offences.</i>								
War treason
Defence of the Realm Regulations	5	5
Offence against inhabitant	1	1
Mutiny	7	20	13	2	84	..	126
Cowardice	10	..	10
Desertion	2	2
Absence	1	1	2
Striking or violence	4	6	1	2	2	1	16
Insubordination	3	..	1	..	6	..	10
Disobedience	1	12	3	..	16
Quitting, &c., post..	1	1
Drunkenness	1	1	..	2
Injuring property, &c.
Loss of property
Theft	1	2	2	5
Indecency	1	..	1
Resisting, &c., escort	2	2
Escaping confinement	1	1
Miscellaneous military offences	3	11	3	2	9	1	29
Miscellaneous civil offences	2	12	..	5	6	1	26
Self-inflicted wound
Scandalous conduct
Fraudulent enlistment
Enlisting after discharge
False answer
Neglect
Fraud	1	1	2
<i>Sentences.</i>								
Death	1	2	2	..	1	..	6
Penal servitude	3 years	2	7	1	10
	6 years	5	1	2	4	..	12
	9 years	3	..	3
	12 years	1	1	..	2	..	4
	15 years	2	..	1	1	4
Imprisonment with hard labour.	Life	1	1	..	2
	6 months	1	3	..	2	..	1	7
	12 months	2	5	..	2	16	2	27
	18 months	2	4	..	1	1	..	8
	24 months	4	15	7	2	2	1	31
Imprisonment	6 months
	12 months
	18 months
	24 months
Detention	3 months	2	6	1	9
	6 months	1	1	1	..	3
	Over 6 months	1	..	3	1	..	5
Field punishment	No. 1	2	1	..	32	..	35
	No. 2	1	1	..	2
Cashiered
Dismissed
Forfeiture of seniority
Reprimand
Ignominy	5	3	1	1	3	2	15
Reduction, &c.	1	4	2	2	3	..	12
Stoppages, fines, &c.	2	1	..	3
Quashed, partially
Not confirmed, partially
Wholly remitted*	1	1	33	..	35
Suspended*	1	1	2

* The remissions and suspensions of sentences are only shown when noted on the proceedings.

TABLE (X.) (c).—ANALYSIS OF PROCEEDINGS OF GENERAL COURTS-MARTIAL FOR THE TRIALS OF CIVILIANS ABROAD, 4TH AUGUST, 1914, TO 31ST MARCH, 1920.

							4th Aug., 1914, to 30th Sept., 1914.	1st Oct., 1914, to 30th Sept., 1915.	1st Oct., 1915, to 30th Sept., 1916.	1st Oct., 1916, to 30th Sept., 1917.	1st Oct., 1917, to 30th Sept., 1918.	1st Oct., 1918, to 30th Sept., 1919.	1st Oct., 1919, to 31st Mar., 1920.	Total.
Trials	6	10	14	..	41	8	79
Convictions	6	6	9	..	35	4	60
Acquittals	3	5	..	5	4	17
Quashed	1	1
Not confirmed	1	..	1
Total	6	10	14	..	41	8	79
<i>Offences.</i>														
War treason	6	2	8
Defence of the Realm Regulations	1	..	35	4	40
Offence against inhabitant
Mutiny
Cowardice
Desertion
Absence
Striking or violence
Insubordination, &c.
Disobedience
Quitting, &c., post
Drunkness
Injuring property, &c.
Loss of property
Theft	3	2	5
Indecency
Resisting, &c., escort
Escaping confinement
Miscellaneous military offences
Miscellaneous civil offences	1	6	7
Self-inflicted wound
Scandalous conduct
Fraudulent enlistment
Enlisting after discharge
False answer
Neglect
Fraud
<i>Sentences.</i>														
Death
Penal servitude .. .							3 years .. .	4	1	1	..	5	1	12
							6 years	2	5	1	8
							9 years	1	1	2
							12 years
							15 years	1	..	1
Imprisonment with hard labour .. .							Life .. .	1	1	..	2
							6 months
							12 months	1	..	4	..	5
							18 months	2	1	3
							24 months	1	..	1	4	1	7
Imprisonment .. .							6 months	1	1
							12 months	4	4
							18 months	1	1
							24 months
							3 months
Detention	
Field punishment .. .							Over 6 months
							No. 1
No. 2	
Cashiered
Dismissed
Forfeiture of seniority
Reprimand	1	1
Ignominy
Reduction, &c.
Stoppages, fines, &c.
Quashed, partially
Not confirmed, partially
Wholly remitted*	14	..	14
Suspended*

* The remissions and suspensions of sentences are only shown when noted on the proceedings.

TABLE (X.) (d).—ANALYSIS OF PROCEEDINGS OF DISTRICT COURTS-MARTIAL FOR THE TRIALS OF SOLDIERS ABROAD, 4TH AUGUST, 1914, TO 31ST MARCH, 1920.

	4th Aug., 1914, to 30th Sept., 1914.	1st Oct., 1914, to 30th Sept., 1915.	1st Oct., 1915, to 30th Sept., 1916.	1st Oct., 1916, to 30th Sept., 1917.	1st Oct., 1917, to 30th Sept., 1918.	1st Oct., 1918, to 30th Sept., 1919.	1st Oct., 1919, to 31st Mar., 1920.	Total.	
Trials	90	877	721	1,058	1,284	820	476	5,326	
Convictions	81	750	583	877	1,025	695	384	4,395	
Acquittals	6	96	106	119	182	101	65	675	
Quashed	1	18	18	43	59	14	17	170	
Not confirmed	2	13	14	19	18	10	10	86	
Total	90	877	721	1,058	1,284	820	476	5,326	
<i>Offences.</i>									
War treason	
Defence of the Realm Regulations	1	2	3	
Offence against inhabitant	
Mutiny	1	1	
Cowardice	
Desertion	13	28	16	20	55	36	15	183	
Absence	16	91	71	140	234	151	97	800	
Striking or violence	7	141	96	156	138	99	67	754	
Insubordination, &c.	11	116	81	145	142	134	70	699	
Disobedience	
Quitting, &c., post	9	108	59	37	32	21	11	277	
Drunkenness	16	174	163	188	218	107	63	929	
Injuring property, &c.	5	9	11	19	18	13	4	79	
Loss of property	10	35	24	53	75	52	22	271	
Theft	5	65	37	76	87	46	35	351	
Indecency	6	4	2	7	3	1	23	
Resisting, &c., escort	
Escaping confinement	
Miscellaneous military offences	12	163	171	216	264	182	123	1,131	
Miscellaneous civil offences	4	31	17	21	31	27	20	151	
Self-inflicted wound	
Scandalous conduct	
Fraudulent enlistment	1	..	3	6	2	..	12	
Enlisting after discharge	2	1	7	10	
False answer	4	..	3	3	4	1	15	
Neglect	5	3	4	5	19	..	36	
Fraud	1	7	11	12	9	16	17	73	
<i>Sentences.</i>									
Death	
Penal servitude	3 years	
	6 years	
	9 years	
	12 years	
	15 years	
Imprisonment with hard labour	Life	
	6 months	4	56	14	40	62	40	34	250
	12 months	7	11	21	33	15	12	99
	18 months	1	2	1	4	12	6	6	32
	24 months	4	2	11	6	2	4	29
Imprisonment	6 months	1	1	2	1	3	..	4	12
	12 months	1	1	2
	18 months	1	1
	24 months	1	1
Detention	3 months	54	427	329	356	539	361	202	2,268
	6 months	11	89	77	125	171	115	46	634
	Over 6 months	1	21	9	22	48	24	8	133
Field punishment	No. 1	8	16	3	..	2	..	29
	No. 2	1	13	20	5	3	2	..	44
Cashiered	
Dismissed	
Forfeiture of seniority	
Reprimand	
Ignominy	2	16	5	15	5	1	2	46	
Reduction, &c.	7	115	101	143	148	101	57	672	
Stoppages, fines, &c.	14	68	73	102	134	79	39	509	
Quashed, partially	5	4	15	17	16	10	67	
Not confirmed, partially	1	3	3	9	8	15	39	
Wholly remitted*	1	10	1	2	10	8	7	39	
Suspended*	

* The remissions and suspensions of sentences are only shown when noted on the proceedings.

Discipline.

664

TABLE (X.) (e).—ANALYSIS OF PROCEEDINGS OF DISTRICT COURTS-MARTIAL FOR THE TRIALS OF CIVILIANS ABROAD, 4TH AUGUST, 1914, TO 31ST MARCH, 1920.

						4th Aug., 1914, to 30th Sept., 1914.	1st Oct., 1914, to 30th Sept., 1915.	1st Oct., 1915, to 30th Sept., 1916.	1st Oct., 1916, to 30th Sept., 1917.	1st Oct., 1917, to 30th Sept., 1918.	1st Oct., 1918, to 30th Sept., 1919.	1st Oct., 1919, to 31st Mar., 1920.	Total
Trials	4	1	5
Convictions	4	4
Acquittals	1	1
Quashed
Not confirmed
Total	4	1	5
<i>Offences.</i>													
War treason
Defence of the Realm Regulations	4	4
Offence against inhabitant
Mutiny
Cowardice
Desertion
Absence
Striking or violence
Insubordination, &c.
Disobedience
Quitting, &c., post
Drunkenness
Injuring property
Loss of property
Theft
Indecency
Resisting, &c., escort
Escaping confinement
Miscellaneous military offences
Miscellaneous civil offences
Self-inflicted wound
Scandalous conduct
Fraudulent enlistment
Enlisting after discharge
False answer
Neglect
Fraud
<i>Sentences.</i>													
Death
Penal servitude	..	}	3 years
			6 years
			9 years
			12 years
			15 years
Imprisonment with hard labour	..	}	Life
			6 months	3
			12 months
			18 months
			24 months
Imprisonment	..	}	6 months
			12 months	
			18 months	
			24 months	
Detention	..	}	3 months	
			6 months		
			Over 6 months		
Field punishment	..	}	No. 1	
			No. 2		
Cashiered	
Dismissed	
Forfeiture of seniority	
Reprimand	
Ignominy	
Reduction, &c.	
Stoppages, fines, &c.	
Quashed, partially	
Not confirmed, partially	
Wholly remitted*	1	
Suspended*	

* The remissions and suspensions of sentences are only shown when noted on the proceedings.

TABLE (x.) (f).—ANALYSIS OF PROCEEDINGS OF FIELD GENERAL COURTS-MARTIAL FOR THE TRIALS OF OFFICERS ABROAD, 4TH AUGUST, 1914, TO 31ST MARCH, 1920.

							4th Aug., 1914, to 30th Sept., 1914.	1st Oct., 1914, to 30th Sept., 1915.	1st Oct., 1915, to 30th Sept., 1916.	1st Oct., 1916, to 30th Sept., 1917.	1st Oct., 1917, to 30th Sept., 1918.	1st Oct., 1918, to 30th Sept., 1919.	1st Oct., 1919, to 31st Mar., 1920.	Total.
Trials	1	17	15	58	141	159	16	407
Convictions	13	14	43	107	118	14	309
Acquittals	1	1	1	12	30	36	2	83
Quashed	2	3	1	..	6
Not confirmed	3	..	1	1	4	..	9
Total	1	17	15	58	141	159	16	407
<i>Offences.</i>														
War treason
Defence of the Realm Regulations
Offence against inhabitant..	1	2	3
Mutiny
Cowardice	1	..	1
Desertion	1	2	..	3
Absence	1	10	24	17	3	55
Striking or violence	1	1
Insubordination	1	5	..	6
Disobedience	2	4	3	3	..	12
Quitting, &c., post
Drunkenness	12	8	14	68	54	5	161
Injuring property, &c.
Loss of property
Theft	1	1
Indecency	1	..	1
Resisting, &c., escort
Escaping confinement	2	1	2	1	6
Miscellaneous military offences	1	4	20	39	41	5	110
Miscellaneous civil offences	4	1	..	5
Self-inflicted wound	2	1	4
Scandalous conduct	2	2
Fraudulent enlistment
Enlisting after discharge
False answer
Neglect
Fraud	1	1
<i>Sentences.</i>														
Death
Penal servitude	..	3 years	1	1
		6 years
		9 years
		12 years
		15 years
Imprisonment with hard labour.	..	Life
		6 months
		12 months
		18 months	1	1
Imprisonment	..	24 months	1	1
		6 months
		12 months
		18 months
Detention	..	24 months
		3 months
		6 months
Field punishment	..	Over 6 months
		No. 1
Cashiered	..	No. 2
	
Cashiered	7	5	8	4	24	
Dismissed	5	5	6	39	17	1	73
Forfeiture of seniority	3	1	3	18	19	2	46
Reprimand	8	8	28	58	87	7	196
Ignominy
Reduction, &c.
Stoppages, fines, &c.	1	1	..	2
Quashed, partially	1	2	1	4
Not confirmed, partially	1	..	1
Wholly remitted*
Suspended*

* The remissions and suspensions of sentences are only shown when noted on the proceedings.

Discipline.

666

TABLE (x.) (g).—ANALYSIS OF PROCEEDINGS OF FIELD GENERAL COURTS-MARTIAL FOR THE TRIALS OF SOLDIERS ABROAD, 4TH AUGUST, 1914, TO 31ST MARCH, 1920.

	4th Aug. 1914, to 30th Sept., 1914.	1st Oct. 1914, to 30th Sept., 1915.	1st Oct. 1915, to 30th Sept., 1916.	1st Oct. 1916, to 30th Sept., 1917.	1st Oct. 1917, to 30th Sept., 1918.	1st Oct. 1918, to 30th Sept., 1919.	1st Oct. 1919, to 31st Mar., 1920.	Total.	
Trials	52	14,743	30,295	32,830	41,668	30,357	4,047	153,992	
Convictions	36	13,116	26,581	27,956	36,388	26,408	3,333	133,818	
Acquittals	7	970	2,685	3,720	4,327	3,247	523	15,479	
Quashed	9	514	732	775	604	462	145	3,241	
Not confirmed	143	297	379	349	240	46	1,454	
Total	52	14,743	30,295	32,830	41,668	30,357	4,047	153,992	
<i>Offences.</i>									
War treason	
Defence of the Realm Regulations	
Offence against inhabitant	1	133	308	308	426	479	48	1,703	
Mutiny	6	19	98	383	453	46	1,005	
Cowardice	126	136	161	90	531	
Desertion	1	380	881	1,555	2,596	1,598	144	7,155	
Absence	3	2,578	5,407	6,053	10,977	9,642	1,127	35,787	
Striking or violence	5	568	1,505	1,326	1,723	1,039	169	6,335	
Insubordination, &c.	7	1,098	2,400	2,505	2,581	1,864	174	10,629	
Disobedience	3	947	2,752	2,663	2,232	2,429	341	11,367	
Quitting, &c, post.. .. .	2	1,453	2,040	1,221	862	591	101	6,270	
Drunkenness	16	6,198	9,685	7,034	6,300	3,319	511	33,063	
Injuring property, &c.	17	87	70	71	115	17	377	
Loss of property	159	329	343	581	946	176	2,534	
Theft	1	284	604	498	1,505	1,175	169	4,236	
Indecency	4	22	27	50	27	2	132	
Resisting, &c., escort	1	195	468	417	74	462	79	1,696	
Escaping confinement	1	210	537	532	927	837	146	3,240	
Miscellaneous military offences	6	1,840	5,308	5,964	7,401	6,786	840	28,145	
Miscellaneous civil offences	81	230	359	354	577	128	1,729	
Self-inflicted wound	34	1	1,194	2,239	412	2	3,882	
Scandalous conduct	
Fraudulent enlistment	1	1	..	3	5	
Enlisting after discharge	
False answer	1	..	3	3	5	..	12	
Neglect	
Fraud	4	46	25	14	1	6	96	
<i>Sentences.</i>									
Death	1	47	79	94	95	13	8	337	
Penal servitude	3 years	183	371	332	302	341	14	1,543
	6 years	258	488	605	1,062	443	41	2,897
	9 years	25	48	103	175	86	1	438
	12 years	126	322	445	674	292	4	1,863
	15 years	29	39	145	171	72	1	457
Imprisonment with hard labour.	Life	2	6	23	70	36	3	140
	6 months	4	1,305	1,694	1,784	1,995	2,627	461	9,870
	12 months	4	891	1,651	1,798	1,832	1,467	221	7,864
	18 months	1	172	224	314	498	330	38	1,577
	24 months	3	795	1,176	1,538	1,600	1,178	142	6,432
Imprisonment	6 months	60	97	52	87	77	24	397
	12 months	7	46	44	29	26	3	155
	18 months	7	8	4	8	1	2	30
	24 months	15	16	11	12	23	..	77
Detention	3 months	34	149	135	176	177	45	716
	6 months	9	54	11	24	34	15	147
	Over 6 months	1	8	43	5	2	10	5	74
Field punishment	No. 1	7	6,749	13,780	12,340	17,972	8,870	367	60,085
	No. 2	8	801	2,271	3,361	4,123	6,530	1,469	18,563
Cashiered	
Dismissed	
Forfeiture of seniority	
Reprimand	
Ignominy	72	19	17	12	16	5	141	
Reduction, &c.	2	1,781	4,204	4,209	4,066	2,154	347	16,765	
Stoppages, fines, &c.	9	503	1,822	2,412	3,034	2,354	360	10,494	
Quashed, partially	46	42	278	287	296	63	1,012	
Not confirmed, partially	9	14	80	115	76	20	314	
Wholly remitted*	77	194	177	164	141	42	795	
Suspended*	620	2,417	2,532	3,078	799	12	9,458	

* The remissions and suspensions of sentences are only shown when noted on the proceedings.

TABLE (xi).—SUMMARY OF ANALYSES OF PROCEEDINGS OF GENERAL, DISTRICT AND FIELD GENERAL COURTS-MARTIAL ABROAD FOR THE TRIALS OF OFFICERS, SOLDIERS AND CIVILIANS, 4TH AUGUST, 1914, TO 31ST MARCH, 1920.

(3333)

	Officers.			Soldiers.				Total officers and soldiers.	Civilians.				Total officers, soldiers and civilians.	
	General Courts-Martial.	Field General Courts-Martial.	Total.	General Courts-Martial.	District Courts-Martial.	Field General Courts-Martial.	Total.		General Courts-Martial.	District Courts-Martial.	Field General Courts-Martial.	Total.		
Trial	3,155	407	3,562	267	5,326	153,992	159,585	163,147	79	5	..	84	163,231	Trial.
Convictions	2,347	309	2,656	213	4,395	133,818	138,426	141,082	60	4	..	64	141,146	Convictions.
Acquittals	718	83	801	52	675	15,479	16,206	17,007	17	1	..	18	17,025	Acquittals.
Quashed	36	6	42	1	170	3,241	3,412	3,454	1	1	3,455	Quashed.
Not confirmed	54	9	63	1	86	1,454	1,541	1,604	1	1	1,605	Not confirmed.
Total	3,155	407	3,562	267	5,326	153,992	159,585	163,147	79	5	..	84	163,231	Total.
<i>Offences.</i>														
War treason	8	8	8	War treason.
Defence of the Realm Regulations.	5	3	..	8	8	40	4	..	44	52	Defence of the Realm Regulations.
Offence against inhabitant	2	3	5	1	..	1,703	1,704	1,709	1,709	Offence against inhabitant.
Mutiny	126	1	1,005	1,132	1,132	1,132	Mutiny.
Cowardice	9	..	10	10	..	531	541	551	551	Cowardice.
Desertion	18	3	21	2	183	7,155	7,340	7,361	7,361	Desertion.
Absence	390	55	445	2	800	35,787	36,589	37,034	37,034	Absence.
Striking or violence	10	1	11	16	754	6,335	7,105	7,116	7,116	Striking or violence.
Insubordination, &c.	51	6	57	10	699	10,629	11,338	11,395	11,395	Insubordination, &c.
Disobedience	101	12	113	16	..	11,367	11,383	11,496	11,496	Disobedience.
Quitting, &c., post.	19	..	19	1	277	6,270	6,548	6,567	6,567	Quitting, &c., post.
Drunkenness	1,158	161	1,319	2	929	33,063	33,994	35,313	35,313	Drunkenness.
Injuring property, &c.	79	377	456	456	456	Injuring property, &c.
Loss of property	271	2,534	2,805	2,805	2,805	Loss of property.
Theft	6	1	7	5	351	4,236	4,529	4,599	5	5	4,604	Theft.
Indecency	9	1	10	1	23	132	156	166	166	Indecency.
Resisting, &c., escort	9	..	9	2	..	1,696	1,698	1,707	1,707	Resisting, &c., escort.
Escaping confinement	22	6	28	1	..	3,240	3,241	3,269	3,269	Escaping confinement.
Miscellaneous military offences	732	110	842	29	1,151	28,145	29,305	30,147	30,147	Miscellaneous military offences
Miscellaneous civil offences	42	5	47	26	151	1,729	1,906	1,953	7	7	1,960	Miscellaneous civil offences.
Self-inflicted wound	8	4	12	3,882	3,882	3,894	3,894	Self-inflicted wound.

4 P 2

667

Discipline.

Table (xi.)—Summary of Analyses of Proceedings of General, District and Field General Courts-Martial ABROAD for the Trials of OFFICERS, SOLDIERS and CIVILIANS, 4th August, 1914, to 31st March, 1920—continued.

	Officers.			Soldiers.				Total officers and soldiers.	Civilians.				Total officers, soldiers and civilians	
	General Courts-Martial.	Field General Courts-Martial.	Total.	General Courts-Martial.	District Courts-Martial.	Field General Courts-Martial.	Total.		General Courts-Martial.	District Courts-Martial.	Field General Courts-Martial.	Total.		
Scandalous conduct	55	2	57	57	57	Scandalous conduct.
Fraudulent enlistment..	12	5	17	17	17	Fraudulent enlistment.
Enlisting after discharge	10	..	10	10	10	Enlisting after discharge.
False answer	3	..	3	..	15	12	27	30	30	False answer.
Neglect	5	..	5	..	36	..	36	41	41	Neglect.
Fraud	35	1	36	2	73	96	171	207	207	Fraud.
<i>Sentences.</i>														
Death	3	..	3	6	..	337	343	346	346	Death.
3 years	2	1	3	10	..	1,543	1,553	1,556	12	12	1,568	3 years
6 years	2	..	2	12	..	2,897	2,909	2,911	8	8	2,919	6 years
9 years	3	..	438	441	441	2	2	443	9 years
Penal servitude { 12 years	3	..	3	4	..	1,863	1,867	1,870	1,870	12 years
15 years	4	..	457	461	461	1	1	462	15 years
Life	2	..	140	142	142	2	2	144	Life
Imprisonment with hard labour. { 6 months	9	..	9	7	250	9,870	10,127	10,136	..	3	..	3	10,139	6 months
12 months	9	..	9	27	99	7,864	7,990	7,999	5	5	8,004	12 months
18 months	1	1	8	32	1,577	1,617	1,618	3	3	1,621	18 months
24 months	1	1	2	31	29	6,432	6,492	6,494	7	7	6,501	24 months
Imprisonment.. { 6 months	3	..	3	..	12	397	409	412	1	1	413	6 months
12 months	4	..	4	..	2	155	157	161	4	4	165	12 months
18 months	1	30	31	31	1	1	32	18 months
24 months	1	..	1	..	1	77	78	79	79	24 months
Detention .. { 3 months	9	2,268	716	2,993	2,993	2,993	3 months
6 months	3	634	147	784	784	784	6 months
Over 6 mths.	5	133	74	212	212	212	Over 6 mths
Field punishment { No. 1	35	29	60,085	60,149	60,149	60,149	No. 1
No. 2	2	44	18,563	18,609	18,609	18,609	No. 2
Cashiered	149	24	173	173	173	Cashiered.
Dismissed	597	73	670	670	670	Dismissed.
Forfeiture of seniority	529	46	575	575	575	Forfeiture of seniority.
Reprimand	1,437	196	1,633	1,633	1	1	1,634	Reprimand.
Ignominy	13	46	141	202	202	202	Ignominy.
Reduction, &c.	12	672	16,763	17,447	17,447	17,447	Reduction, &c.
Stoppages, fines, &c.	18	2	20	3	509	10,494	11,006	11,026	11,026	Stoppages, fines, &c.
Quashed, partially	5	4	9	..	67	1,012	1,079	1,088	1,088	Quashed, partially.
Not confirmed, partially	18	1	19	..	39	314	353	372	372	Not confirmed, partially.
Wholly remitted	7	..	7	35	39	795	869	876	14	1	..	15	891	Wholly remitted.
Suspended	2	..	9,458	9,460	9,460	9,460	Suspended.

Discipline.

TABLE (xii).—TOTAL SUMMARY OF ANALYSES OF PROCEEDINGS OF THE TRIALS OF OFFICERS, SOLDIERS, AND CIVILIANS BY COURTS-MARTIAL AT HOME AND ABROAD, RECEIVED BY THE JUDGE-ADVOCATE-GENERAL FROM 4TH AUGUST, 1914, TO 31ST MARCH, 1920.

	Officers.			Soldiers.				Total officers and soldiers.	Civilians.				Total officers, soldiers and civilians.	
	General Courts-Martial.	Field General Courts-Martial.	Total.	General Courts-Martial.	District Courts-Martial.	Field General Courts-Martial.	Total.		General Courts-Martial.	District Courts-Martial.	Field General Courts-Martial.	Total.		
Trials	5,545	407	5,952	997	143,009	154,304	298,310	304,262	173	466	161	800	305,062	Trials.
Convictions	4,105	309	4,414	820	131,599	134,094	266,513	270,927	132	383	151	666	271,593	Convictions.
Acquittals	1,288	83	1,371	164	7,142	15,489	22,795	24,166	26	53	10	89	24,255	Acquittals.
Quashed	43	6	49	1	1,736	3,261	4,998	5,047	1	15	..	16	5,063	Quashed.
Not confirmed	109	9	118	12	2,532	1,460	4,004	4,122	14	15	..	29	4,151	Not confirmed.
Total	5,545	407	5,952	997	143,009	154,304	298,310	304,262	173	466	161	800	305,062	Total.
<i>Offences.</i>														
War treason	20	..	151	171	171	War treason.
Defence of the Realm Regulations.	6	..	6	6	49	..	55	61	100	383	..	483	544	Defence of the Realm Regulations.
Offence against inhabitant ..	2	3	5	1	..	1,703	1,704	1,709	1,709	Offence against inhabitant.
Mutiny	567	221	1,019	1,807	1,807	1,807	Mutiny.
Cowardice	9	1	10	10	..	531	541	551	551	Cowardice.
Desertion	43	3	46	21	31,390	7,173	38,584	38,630	38,630	Desertion.
Absence	1,002	55	1,057	16	51,249	35,866	87,131	88,188	88,188	Absence.
Striking or violence	19	1	20	42	6,674	6,368	13,084	13,104	13,104	Striking or violence
Insubordination, &c.	101	6	107	36	19,277	10,662	29,975	30,082	30,082	Insubordination, &c.
Disobedience	151	12	163	40	..	11,399	11,439	11,602	11,602	Disobedience.
Quitting, &c., post	20	..	20	2	2,494	6,294	8,790	8,810	8,810	Quitting, &c., post.
Drunkenness	1,695	161	1,856	3	6,799	33,104	39,906	41,762	41,762	Drunkenness.
Injuring property, &c.	1	843	382	1,226	1,226	1,226	Injuring property, &c.
Loss of property	1	26,205	2,548	28,754	28,754	28,754	Loss of property.
Theft	15	1	16	7	5,069	4,246	9,322	9,338	5	5	9,343	Theft.
Indecency	22	1	23	1	137	132	270	293	293	Indecency.
Resisting, &c., escort	18	..	18	17	..	1,703	1,720	1,738	1,738	Resisting, &c., escort.
Escaping confinement	75	6	81	3	..	3,243	3,246	3,327	3,327	Escaping confinement.
Miscellaneous military offences	1,364	110	1,474	99	21,415	28,198	49,712	51,186	7	7	51,193	Miscellaneous military offences.
Miscellaneous civil offences ..	134	5	139	43	1,267	1,730	3,040	3,179	3,179	Miscellaneous civil offences.
Self-inflicted wound	8	4	12	..	10	3,882	3,892	3,904	3,904	Self-inflicted wound.
Scandalous conduct	204	2	206	206	206	Scandalous conduct.

Table (xii.)—Total Summary of Analyses of Proceedings of the Trials of OFFICERS, SOLDIERS AND CIVILIANS by Courts-Martial AT HOME AND ABROAD, Received by the Judge-Advocate-General from 4th August, 1914, to 31st March, 1920—*continued.*

	Officers.			Soldiers.				Total officers and soldiers.	Civilians.				Total officers, soldiers and civilians		
	General Courts-Martial.	Field General Courts-Martial.	Total.	General Courts-Martial.	District Courts-Martial.	Field General Courts-Martial.	Total.		General Courts-Martial.	District Courts-Martial.	Field General Courts-Martial.	Total.			
Fraudulent enlistment..	3	..	3	..	1,830	5	1,835	1,838	1,838	Fraudulent enlistment.	
Enlisting after discharge	200	..	200	200	200	Enlisting after discharge.	
False answer ..	16	..	16	..	460	13	473	489	489	False answer.	
Neglect ..	10	..	10	..	90	5	95	105	105	Neglect.	
Fraud ..	113	1	114	15	839	96	950	1,064	1,064	Fraud.	
<i>Sentences.</i>															
Death ..	3	..	3	6	..	337	343	346	10	..	15	25	371	Death.	
Penal servitude ..	3 years..	2	1	3	33	..	1,544	1,577	1,580	18	..	57	75	1,655	3 years
	6 years..	2	..	2	19	..	2,897	2,916	2,918	20	..	17	37	2,955	6 years
	9 years..	5	..	488	443	443	2	..	3	5	448	9 years
	12 years..	3	..	3	8	..	1,863	1,871	1,874	2	..	31	33	1,907	12 years
	15 years	4	..	457	461	461	2	2	463	15 years
Life	3	..	140	143	143	13	..	7	20	163	Life.	
Imprisonment with hard labour.	6 months	16	..	16	22	6,479	9,911	16,412	16,428	5	100	3	108	16,536	6 months
	12 months	17	..	17	65	2,292	7,889	10,246	10,263	10	105	17	132	10,395	12 months
	18 months	2	1	3	16	520	1,581	2,117	2,120	8	13	..	21	2,141	18 months
	24 months	9	1	10	72	2,750	6,434	9,256	9,266	13	30	1	44	9,310	24 months
Imprisonment ..	6 months	9	..	9	2	909	399	1,310	1,319	8	100	..	108	1,427	6 months
	12 months	10	..	10	2	194	155	351	361	4	21	..	25	386	12 months
	18 months	1	..	1	..	28	30	58	59	1	1	..	2	61	18 months
	24 months	4	..	4	..	53	77	130	134	2	1	..	3	137	24 months
Detention ..	3 months	145	63,023	798	63,966	63,966	..	1	..	1	63,967	3 months
	6 months	184	27,318	166	27,668	27,668	27,668	6 months
	Over 6 months.	130	13,393	74	13,597	13,597	13,597	Over 6 months
Field punishment	No. 1	35	90	60,085	60,210	60,210	60,210	No. 1	
	No. 2	3	2,146	18,610	20,759	20,759	20,759	No. 2	
Cashiered ..	353	24	377	377	377	Cashiered.	
Dismissed ..	1,012	73	1,085	1,085	1,085	Dismissed.	
Forfeiture of seniority..	908	46	954	954	954	Forfeiture of seniority.	
Reprimand ..	2,442	196	2,638	2,638	1	1	..	2	2,640	Reprimand.	
Ignominy	53	759	158	970	970	970	Ignominy.	
Reduction, &c.	45	10,785	16,809	27,639	27,639	27,639	Reduction, &c.	
Stoppages, fines, &c. ..	32	2	34	18	22,902	10,515	33,435	33,469	33,469	Stoppages, fines, &c.	
Quashed, partially ..	10	4	14	1	1,402	1,016	2,419	2,433	2,433	Quashed, partially.	
Not confirmed, partially ..	58	1	59	2	459	314	775	834	..	8	..	8	842	Not confirmed, partially.	
Wholly remitted* ..	13	..	13	35	790	795	1,620	1,633	14	10	..	24	1,657	Wholly remitted.	
Suspended*	2	8	9,458	9,468	9,468	..	1	..	1	9,469	Suspended.	

* The remissions and suspensions of sentences are only shown when noted on the proceedings.

TABLE (xiii.)—THE NUMBER OF MILITARY COURTS ON PRISONERS OF WAR AND CIVILIANS, RECEIVED BY THE JUDGE-ADVOCATE-GENERAL, FROM 4TH AUGUST, 1914, TO 31ST MARCH, 1920, AMOUNTS TO 4,449, MADE UP AS FOLLOWS:—

Total number of proceedings:—

Period.	Prisoners of war.	Civilians	Total.
4th August, 1914, to 30th September, 1914
1st October, 1914, to 30th September, 1915	92	126	218
1st October, 1915, to 30th September, 1916	173	134	307
1st October, 1916, to 30th September, 1917	283	137	420
1st October, 1917, to 30th September, 1918	1,245	151	1,396
1st October, 1918, to 30th September, 1919	1,480	52	1,532
1st October, 1919, to 31st March, 1920 ..	569	7	576
Total	3,842	607	4,449

The results and percentages of these Trials are as follows:—

	Number.	Per cent.
Convictions	3,987	= 89·62
Acquittals	278	= 6·25
Quashed	124	= 2·78
Not confirmed	60	= 1·35
Total	4,449	
Partially quashed	26	= 0·58
Partially not confirmed	7	= ·16
Total	33	

TABLE (xiv.)—ANALYSIS OF PROCEEDINGS OF MILITARY COURTS FOR THE TRIALS OF PRISONERS OF WAR AND CIVILIANS, 4TH AUGUST, 1914, TO 31ST MARCH, 1920.

	4th Aug., 1914, to 30th Sept., 1914.	1st Oct., 1914, to 31st Sept., 1915.	1st Oct., 1915, to 30th Sept., 1916.	1st Oct., 1916, to 30th Sept., 1917.	1st Oct., 1917, to 30th Sept., 1918.	1st Oct., 1918, to 30th Sept., 1919.	1st Oct., 1919, to 31st Mar., 1920.	Total.
Prisoners of war	92	173	283	1,245	1,480	569	3,842
Civilians	126	134	137	151	52	7	607
Trials	218	307	420	1,396	1,532	576	4,449
Convictions	190	282	387	1,263	1,394	471	3,987
Acquittals	26	19	26	88	83	36	278
Quashed	4	17	37	66	124
Not confirmed	2	6	3	23	18	3	60
Total	218	307	420	1,396	1,532	576	4,449
<i>Offences</i>								
War treason	13	..	21	15	..	6	55
Defence of the Realm Regulations	99	108	207
Mutiny	1	..	3	38	32	1	75
Absence	2	..	32	12	5	51
Striking or violence	1	24	5	61	43	16	150
Insubordination	2	5	2	30	48	16	103
Disobedience	1	5	4	204	149	26	389
Offence against discipline	7	8	203	397	550	95	1,260
Assault	8	2	2	..	23	35
Drunkenness	2	..	15	19	2	38
Injuring property	1	..	57	48	16	122
Loss of property	4	1	5
Theft	26	9	199	186	76	496
Indecency	2	3	..	5
Resisting escort	6	..	4	5	1	16
Escaping confinement	57	81	147	340	435	241	1,301
Attempting to escape	2	..	3	4	3	12
Miscellaneous military offences	7	15	..	11	33
Miscellaneous civil offences	1	2	..	5	59	9	76
Illtreating a fellow prisoner of war	17	..	8	25
False statement	1	1	2
<i>Sentences.</i>								
Death	4	1	5	4	7	1	22
Penal servitude	3 years	4	..	1	10	4	2	21
	6 years	1	4	4	..	9
	9 years	1	1
	12 years	1	3	3	..	1	8
	15 years	2	2
Imprisonment with hard labour	Life	1	5	6
	6 months	38	72	63	100	173	25	471
	12 months	8	14	59	31	47	17	176
	18 months	2	2	5	33	3	45
	24 months	6	2	17	18	12	55
Imprisonment	6 months	126	110	62	78	22	14	412
	12 months	1	8	14	4	..	1	28
	18 months	1	1	..	2
	24 months	2	..	2
Military confinement	6 months	2	22	150	956	975	367	2,472
	Over 6 months	9	25	46	97	14	191
Detention
Quashed, partially	17	3	6	26
Not confirmed, partially	3	4	..	7
Wholly remitted	2	..	1	..	1	14	18
Fines	4	38	3	3	48

SECTION 3.

CONSCIENTIOUS OBJECTORS.

Courts-Martial proceedings on Conscientious Objectors up to 31st May, 1919	8,806
Courts-Martial proceedings scrutinized by the Central Tribunal	5,808

Results—

Men recommended to the Brace Committee by the Central Tribunal for work of national importance under Civil Control	4,522
Not so recommended	528
Special recommendations and men who refused to plead their cause before the Central Tribunal	758
		<u>5,808</u>
Total number of men employed under the Brace Committee...		4,126*
Number of men who refused to work under Brace Committee		293
Totally exempted after having been Courts-Martialled	82
Agreed to return to the Army from prison	10
Medically unfit to be called up for work under the Brace Committee	10
In prison awaiting work on the date 10th April, 1919, when the Government authorized the discharge of Conscientious Objectors at work, and discharged specially	1
		<u>1</u>
Total	4,522

* Of this number, 2,868 were subsequently sent out to Exceptional Employment, 27 died and 444 were arrested or recalled to the Army for absconding or other breach of regulations. The earliest date on which any man was employed under the Brace Committee was 12th August, 1916. The last man in employment was released on 19th April, 1919.

PART XXIV.

AIRSHIP AND AEROPLANE RAIDS OVER GREAT BRITAIN,
AND BOMBARDMENTS OF THE COAST, WITH THE
RESULTING CASUALTIES.*

SECTION 1.

AIRSHIP RAIDS.

(19th January, 1915, to 5th August, 1918.)

Date.	Locality.	Civilian Casualties.							Sailors and Soldiers.		
		Killed.				Injured.				Killed.	Injured.
		Men.	Women.	Children.	Total.	Men.	Women.	Children.	Total.		
1915.											
January 19th-20th ..	Norfolk	2	2	..	4	9	4	2	15	..	1
April 14th-15th ..	Northumberland	1	1	2
April 15th-16th ..	Essex and Suffolk
April 29th-30th ..	Suffolk
May 9th-10th ..	Southend	1	..	1	1	1	..	1
May 16th-17th ..	Ramsgate	1	1	..	2	..	1	..	1
May 26th-27th ..	Southend	2	1	3	3	3
May 31st-June 1st ..	East London	1	2	4	7	13	13	7	33	..	2
June 4th-5th ..	Kent, Essex and East Riding	3	4	1	8
June 6th-7th ..	Hull, Grimsby and East Riding	5	13	6	24	18	13	7	38	..	2
June 15th-16th ..	Northumberland and Durham	18	18	72	72
August 9th-10th ..	Goolā, East Riding, Suffolk and Dover.	1	10	6	17	5	6	7	18	..	3
August 12th-13th ..	East Suffolk and Essex ..	4	2	..	6	5	10	9	24
August 17th-18th ..	Kent, Essex and London ..	7	2	1	10	16	20	12	48
September 7th-8th ..	East Suffolk and London ..	6	6	6	18	9	15	13	37	..	1
September 8th-9th ..	North Riding, Norfolk and London.	15	3	6	24	50	32	10	92	2	2
September 11th-12th	Essex
September 12th-13th	Essex and East Suffolk
September 13th-14th	East Suffolk
October 13th-14th ..	Norfolk, Suffolk, Home Counties and London.	31	17	6	54	71	27	9	107	17	21
1916.											
January 31st - February 1st.	West Suffolk and Midland Counties.	29	26	15	70	43	50	19	112	..	1
March 5th-6th ..	Hull and East Riding, Lincolnshire, Leicester County, Rutland and Kent.	9	4	5	18	22	22	8	52
March 31st-April 1st ..	Lincolnshire, Essex and Suffolk.	6	7	4	17	2	3	4	9	31	55
April 1st-2nd ..	Durham County and North Riding.	13	7	2	22	67†	43†	18†	128	..	2
April 2nd-3rd ..	East Suffolk, Northumberland, London and Scotland.	10	..	3	13	6	13	5	24
April 3rd-4th ..	Norfolk
April 5th-6th ..	Yorkshire and County Durham	1	1	3	1	5	9
April 24th-25th ..	Norfolk, Lincolnshire, Cambridgeshire and Suffolk.	..	1	..	1	1	1

* For expenditure of ammunition during raids, see p. 488.

† The relative proportions of men, women and children injured in this raid are not known exactly; the best available estimate is given.

AIRSHIP RAIDS—*continued.*

Date.	Locality.	Civilian Casualties.								Sailors and Soldiers.	
		Killed.				Injured.				Killed.	Injured.
		Men.	Women.	Children.	Total.	Men.	Women.	Children.	Total.		
April 25th-26th ..	East Suffolk, Essex, Kent and London.	1	1
April 26th-27th ..	Kent
May 2nd-3rd ..	Yorkshire, Northumberland and Scotland.	4	3	..	7	16	8	1	25	2	5
July 28th-29th ..	Lincolnshire and Norfolk
July 31st-August 1st ..	Norfolk, Suffolk, Cambridgeshire, Lincolnshire, Nottinghamshire and Kent.
August 2nd-3rd ..	Norfolk, East Suffolk and Kent
August 8th-9th ..	Northumberland, Durham, East Riding, North Riding, Hull and Norfolk.	2	4	4	10	5	5	5	15	..	1
August 23rd-24th ..	East Suffolk
August 24th-25th ..	East Suffolk, Essex, Kent and London.	3	4	2	9	9	11	5	25	..	15
September 2nd-3rd ..	East Riding, Lincolnshire, Nottinghamshire, Norfolk, Suffolk, Cambridgeshire, Huntingdonshire, Essex, Hertfordshire, Bedfordshire, Kent and London.	1	2	1	4	6	5	1	12
September 23rd-24th	Lincolnshire, Nottinghamshire, Norfolk, Kent and London.	24	12	4	40	57	44	25	126	..	4
September 25th-26th	Lancashire, Yorkshire and Lincolnshire.	14	17	12	43	7	13	11	31
October 1st-2nd ..	Lincolnshire, Norfolk, Cambridgeshire, Northamptonshire, Hertfordshire and London.	1	..	1	1	..
November 27th-28th ..	Durham, Yorkshire, Staffordshire and Cheshire.	1	3	..	4	16	14	7	37
1917.											
March 16th-17th ..	Kent and Sussex
May 23rd-24th ..	Essex, Norfolk and Suffolk ..	1	1
June 16th-17th ..	Kent and Suffolk	2	1	..	3	5	7	2	14	..	2
August 21st-22nd ..	East Riding	1	1
September 24th-25th ..	Lincolnshire and Yorkshire	3	..	3
October 19th-20th ..	Midlands, Eastern Counties and London.	3	12	16	31	24	17	11	52	5	3
1918.											
March 12th-13th ..	East Riding	1	..	1
March 13th-14th ..	Durham	2	2	4	8	11	19	9	39
April 12th-13th ..	Lincolnshire, Lancashire and Warwickshire.	2	4	1	7	10	6	4	20
August 5th	Off the Wash
Totals for airship raids ..		217	171	110	498	587	431	218	1,236	58	12

NOTE.—Ten airships were brought down in the United Kingdom or off the coast.

SECTION 2.

AEROPLANE RAIDS.

(24th December, 1914, to 20th July, 1918.)

Date.	Locality.	Civilian Casualties.								Sailors and Soldiers.		
		Killed.				Injured.				Killed.	Injured.	
		Men.	Women.	Children.	Total.	Men.	Women.	Children.	Total.			
1914.												
December 24th	Dover											
December 25th	Kent											
1915												
February 21st.	Essex											
April 16th	Kent											
July 3rd	East Suffolk											
September 13th	Margate		2		2	2	4		6			
1916.												
January 22nd-23rd	Dover	1			1	2	1	3	6			
January 23rd	Kent											
February 9th	Kent						2	1	3			
February 20th	Kent and East Suffolk	1			1	1			1			
March 1st	Broadstairs and Margate			1	1							
March 19th	Deal, Dover, Margate and Ramsgate.	1	3	6	10	4	3	8	15	4	11	
April 24th	Dover											
May 3rd	Deal					3	1		4			
May 19th-20th	Kent and Dover						1		1	1	1	
July 9th	Kent (North Foreland)											
July 9th-10th	Dover											
August 12th	Dover											7
September 22nd	Kent and Dover											
October 22nd	Sheerness											
October 23rd	Margate					1	1		2			
November 28th	London					4	6		10			
1917.												
March 1st	Kent						1	5	6			
March 16th	Kent and Margate											
March 17th	Kent											
April 5th	Kent and Ramsgate											
May 6th-7th	London	1			1	1	1		2			
May 25th	Kent and Folkestone..	17	34	26	77	28	51	15	94	18	98	
June 5th	Essex and Kent	3			3	3	4	1	8	10	26	
June 13th	Margate, Essex and London..	90	25	43	158	213	110	102	425	4	7	
July 4th	Essex and Suffolk	3			3	1			1	14	29	
July 7th	Margate and London..	38	9	8	55	95	45	50	190	2	3	
July 22nd	Essex and Suffolk	1			1	1	2		3	12	23	
August 12th	Essex and Margate	10	13	9	32	13	19	12	44		2	
August 22nd	Kent	6	1	1	8	4	2	7	13	4	12	
September 2nd-3rd	Dover						4	2	6	1		
September 3rd-4th	Kent		1		1	1	3	2	6	131	90	
September 4th-5th	Home Counties and London..	7	8	1	16	20	29	10	59	3	12	
September 24th-25th..	Kent, Essex and London	5	4	2	11	24	24	2	50	10	20	
September 25th-26th..	Kent and London	6	2		8	9	9	3	21	1	2	
September 28th-29th..	Home Counties											
September 29th-30th..	Kent and London	4	5	4	13	41	34	7	82	1	5	
September 30th-October 1st.	Kent, Essex and London	5	4		9	17	13	3	33	5	5	
October 1st-2nd	Kent, Essex and London	7	4		11	18	19	4	41			
October 29th-30th	Essex											
October 31st	Kent and Dover											
October 31st-November 1st.	Kent, Essex and London	4	3	1	8	8	9	4	21	2	1	
December 6th	Kent, Essex and London	1	5	1	7	13	8	6	27	1	1	
December 18th	Kent, Essex and London	5	5	4	14	42	23	14	79		6	

AEROPLANE RAIDS—*continued.*

Date.	Locality.	Civilian Casualties.								Sailors and Soldiers.	
		Killed.				Injured.				Killed.	Injured.
		Men.	Women.	Children.	Total.	Men.	Women.	Children.	Total.		
1918.											
January 28th-29th ..	Kent, Essex and London ..	22	26	17	65	79	50	31	160	2	6
January 29th-30th ..	Kent, Essex and London ..	2	3	5	10	7	2	1	10
February 16th-17th ..	Kent, Essex and London ..	1	5	3	9	3	..	3	6	3	..
February 17th-18th ..	Kent, Essex and London ..	16	4	..	20	17	9	..	26	1	6
February 18th-19th ..	Kent, Essex and London
March 7th-8th ..	Kent, Essex, Hertfordshire, Bedfordshire and London.	8	9	4	21	9	28	2	39	2	..
May 19th-20th ..	Kent, Essex and London ..	17	20	6	43	57	67	26	150	6	27
June 17th ..	Kent
July 18th ..	Kent
July 20th ..	Kent
Totals for aeroplane raids		282	195	142	619	741	585	324	1,650	238	400

SECTION 3.

BOMBARDMENTS FROM THE SEA BY WAR VESSELS.

(16th December, 1914 to 16th February, 1918.)

1914.											
December 16th ..	Hartlepool, Scarborough* and Whithy.	49	39	39	127	167	178	222	567	10	25
1915.											
August 16th ..	Cumberland coast
1916.											
April 25th ..	Yarmouth and Lowestoft ..	1	1	1	3	8	6	3	17	1	2
July 11th ..	Seaham Harbour	1	1
1917.											
January 25th-26th ..	Southwold
February 25th-26th ..	Margate and Broadstairs	1	2	3	1	1
March 17th-18th ..	Ramsgate and Broadstairs
April 20th-21st ..	Dover and neighbourhood
April 26th-27th ..	Ramsgate, Broadstairs, &c. ..	1	1	..	2	1	2	..	3
September 4th ..	Scarborough .. .	1	1	..	2	2	4	..	6	1	..
1918.											
January 14th ..	Yarmouth	3	1	..	4	1	3	1	5	2	1
February 15th-16th ..	Dover	1	1	1	1	3	5	..	2
Totals for warships ..		55	45	43	143	180	194	230	604	14	30

* In the case of 135 persons injured at Scarborough, the relative proportions of men, women and children are not known exactly. The best available estimate has been given.

Summary.
Air Raids, Great Britain.
Results of Air Raids
on Germany.

678

SUMMARY OF AIR RAIDS AND BOMBARDMENTS.

(16th December, 1914, to 5th August, 1918.)

Total number of—

Airship raids	48 (of which 12 included London).
Aeroplane raids...	59 (of which 20 included London).
Bombardments	12

SUMMARY OF CASUALTIES.

	Killed.				Injured.				Total Casualties.
	Men.	Women.	Children.	Total.	Men.	Women.	Children.	Total.	
Airship raids	275	171	110	556	708	431	218	1,357	1,913
Aeroplane raids .. .	520	195	142	857	1,141	585	324	2,050	2,907
Bombardments from the sea ..	69	45	43	157	210	194	230	634	791
Total	864	411	295	1,570	2,059	1,210	772	4,041	5,611*

* Sailors and soldiers as well as civilians are included.

SECTION 4.

AIR RAIDS ON GERMANY.

Copenhagen, 15th March, 1919.—A Berlin telegram states that according to official figures 720 persons were killed and 1,754 injured in enemy aerial attacks on German territory up to 11th November, 1918.

Amsterdam, 14th March, 1919.—A Berlin telegram states that according to official computations the damage caused to German territory by enemy air attacks since the beginning of August, 1914, to 8th November, 1918, amounts to 23,500,000 marks (nominally £1,175,000).

PART XXV.

NOTES ON SCHEMES OF DEMOBILIZATION OF THE ARMY AND THE ROYAL AIR FORCE.

(MAY, 1920.)

SECTION 1.

ARMY.

1. In January, 1915, Sir H. Llewellyn Smith (Secretary of the Board of Trade), and Sir Reginald Brade prepared for the consideration of the Cabinet a paper containing suggestions intended to meet certain difficulties likely to be experienced at the conclusion of the war by the release of the large numbers of men serving in the Army, and their return to civil life. The suggestions included the grant of furlough with pay and allowances, and the issue of free travelling warrants from the place of demobilization to the men's homes, in order to minimize the possible distress consequent upon the sudden disbandment of men having little means and no immediate prospect of earning money. In this the precedents of former wars were followed. The present war, and the consequent disturbance of peace conditions, have been on such a vast scale that something more was thought to be necessary, and a new feature was therefore introduced, namely, the addition to the above benefits of a free insurance against unemployment. Also, the comparatively recent introduction of the Labour Exchanges, Territorial Force Associations and similar organizations led to the suggestion that use should be made of these for fitting the men into suitable employment, and a scheme was framed for effecting this resettlement. The proposals received a provisional approval by the late Government, but, in view of the paramount necessity of secrecy, they were ordered to be pigeon-holed for the time being.

2. Later, the Government appointed a Committee of Cabinet Ministers—called the Reconstruction Committee—which was instructed to find solutions for the various problems, in regard to the re-settlement of the nation, which were likely to arise after the war. This Committee appointed, in its turn, an Army Demobilization Committee, under the chairmanship of Mr. E. S. Montagu, M.P., consisting of representatives of the Departments of State concerned and of other interests involved, such as labour, shipping, &c. The Sub-Committee commenced their work by consideration of the proposals referred to above, and, in the main, endorsed them. These were briefly:—

Each soldier to be granted—

- (a.) A furlough, with pay, separation allowances, &c., of 4 weeks from the date of being demobilized.
- (b.) A railway warrant to his home.
- (c.) A 12-months' policy of insurance against unemployment, with benefit at the rate of 10s. a week for 20 weeks, reckoning from the expiration of 1 month from the date of cessation of the furlough under (a).* It was also proposed that the Civil Liabilities Committee should be kept in being in order to assist non-insurable cases such as those of shop-keepers and professional men.
- (d.) A money gratuity (in addition to the ordinary Service gratuity, which is at the rate of 1*l.* a year) to be given to men who have served in a sphere of active operations, referring for further consideration the question of giving any gratuity to men who have not so served.

* See paragraph 27.

3. Mr. Montagu's Sub-Committee also discussed briefly the plan on which, in the nation's interest, the order of return should be determined. The main principle decided upon was that men should be released from the Forces in accordance with civil rather than military requirements.

4. A War Office Demobilization Committee was thereupon appointed "to consider questions requiring settlement in connection with the demobilization of the Army, in so far as they would fall within the province of the War Department; to act as a link with the Sub-Committee of the Reconstruction Committee, and to prepare a draft scheme of demobilization."

5. At the outset of their deliberations it was felt by the War Office Demobilization Committee that much progress in considering the detailed plans for demobilization could not be made without some idea of the Regular Army that the Government would decide should be maintained after the war. They therefore approached the Montagu Committee to move the Government to give a decision on this point. The Government declined, however, to make any decision, but laid down, for the guidance of the Reconstruction Sub-Committee on Army Demobilization, that "the War Office was to prepare as soon as possible a scheme for the return of 1,000,000 men from France, and their demobilization." The War Office Committee then proceeded with their investigations. It at once became evident that the regimental depôts were wholly unequal to the task of carrying out the military procedure in regard to demobilization. A system was therefore devised by means of which men were dispersed through a series of Dispersal Stations (hatted camps in most cases). Provisionally, one Dispersal Station was allotted to each regimental district, except Nos. 1 and 12, which were sub-divided by units and allotted two Dispersal Stations each; an extra station was allotted to London, giving a total of 26.

6. The question of regulating the flow of men to these discharge centres was next considered. It having been decided that the best interests of the nation could not be adequately met by disbanding by complete military units or formations, it was further decided that a cadre, or skeleton formation, should be laid down for every type of unit, and that the surplus personnel over and above the cadre should be depleted by dispersal drafts made up of men selected by their industrial occupation in accordance with the requirements of the country.

7. The procedure at the Dispersal Stations was then considered, and it was decided to issue to each man a Protection Certificate covering the period of his furlough. This certificate was to be made out at the Dispersal Station in quadruplicate, one copy for the man, one for the Record Office, one for the Pay Office, and one to be retained at the Dispersal Station as a record. At the Dispersal Station the man was to hand in his arms and equipment, receive an advance of pay, a railway warrant to his home, and to leave the Dispersal Station in his military uniform, which he was entitled to wear for 28 days. Every effort was made to simplify the procedure and expedite release.

8. Subsequent consideration of the details of the scheme gave rise to improvements in the procedure. Under the method of dispersal agreed upon a preliminary period of at least 3 weeks was necessary to perform the clerical work essential for the resorting of the personnel of the drafts before they were started on their through journey to the appropriate Dispersal Station. This difficulty was, of course, non-existent should it happen that an armistice be agreed upon, and that consequently there was an interval between the cessation of hostilities and the commencement of demobilization. The Director of Mobilization then put forward a scheme for usefully employing the preparatory period of 3 weeks, even should there be no interval between the cessation of fighting, and the process of disbandment. He suggested that steps should be taken for—

(a.) Ear-marking of the personnel required for the purposes of demobilization, *i.e.*—

20,000	{	Demobilization units	...	from Home	} To be taken for military or civil duty at once.
		Civil and Military Police	...	from Home and Abroad	
		Army Pay clerks	...	from Home and Abroad	
		Civil servants	...	from Home and Abroad	

- (b.) Ear-marking of railway employees not employed in a technical capacity. }
 Ear-marking of dock employees not employed in a technical capacity. }
 Ear-marking of shipping employees not employed in a technical capacity. }
 Ear-marking of county, borough and city employees not employed in a technical capacity. }
 At Home and Abroad. } To be taken for military or civil duty at once.
- (c.) Reinforcements and convalescents at Bases to be returned in order to clear accommodation.

From the discussion arising out of this suggestion, a scheme was developed for securing men who would be required to facilitate the actual process of demobilization ("demobilizers") and key men in industry ("pivotal men").

9. While the military procedure was being carefully considered, sight was not lost of the functions that would have to be fulfilled by the civil authorities. Close touch was therefore maintained with the Employment Department Demobilization Committee, which was set up to advise the Minister of Labour on the resettlement in employment of ex-Service officers and men. In agreement with this department, it was decided that every man in the Forces should fill up a "Civil Employment Form," stating the name of his former employer and giving every information regarding his capacity to undertake civil work. The Civil Employment Form included a tear-off slip, which, when the Employment Department had consulted the prospective employer in each case, was to be returned to the unit as a voucher for the fact that the man had employment awaiting him, and as a *prima facie* justification for his release immediately military requirements permitted it.

10. Further consideration suggested further refinements in the order of priority of the selection of men for release, and, as laid down in Army Demobilization Regulations, paragraph 729, Unit Commanders would, in making up drafts for dispersal, be guided by the following rules:—

- (a.) Ninety per cent. of any draft for dispersal should consist of men selected in the following order of priority:—
- (i.) Soldiers remaining with the Colours who had more than two years unexpired colour service or who had extended their service and engaged in the after war Army.
 - (ii.) Soldiers who had employment awaiting them and for whom the release slips, detached from their Civil Employment Forms, had been received from the Ministry of Labour.
 - (iii.) Soldiers who belonged to industrial groups in which labour was required, but for whom release slips had not been received.
- (b.) The remaining 10 per cent. of any draft would consist of time expired and long service soldiers, provided that the numbers of time expired soldiers did not exceed 3 per cent. of the whole draft.

When the supply of soldiers under (b) was exhausted, drafts for dispersal would be made up in accordance with the priority laid down under (a.) (i.), (ii.) and (iii.). In all cases (other considerations being equal) married men and widowers would be selected in preference to single men.

In order to facilitate the selection of men according to their industrial groups, the civil occupation of every soldier was to be noted in his A.B. 64, which is a book carried by him when overseas, containing full particulars concerning himself, his unit, and a record of the pay received by him. In the case of soldiers at home, these entries are made on the A.F.B. 103.

Before any soldiers falling within the above categories were dispersed, the demobilizers and pivotal men referred to in paragraph 8 would be dealt with.

It was decided that a system of industrial priority should be applied to the demobilization of officers, and entries would be made accordingly in A.B. 439 (Officer's Record of Service).

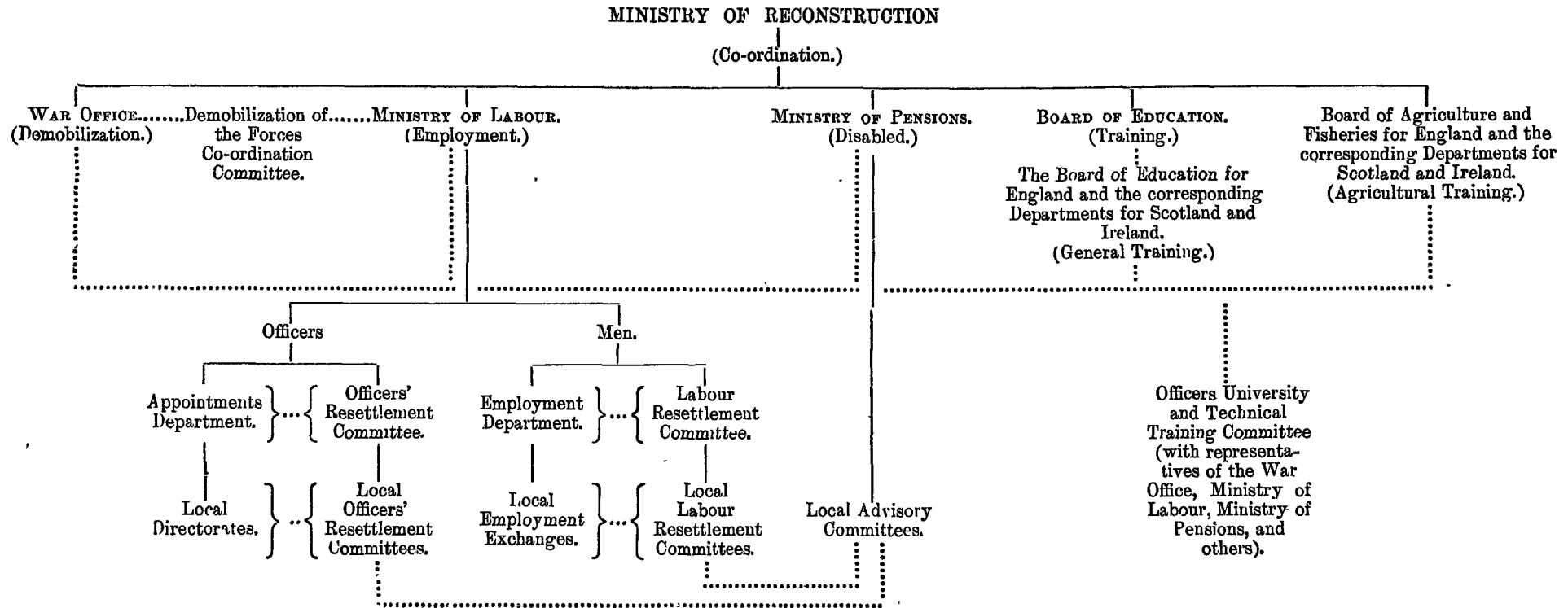
11. Further modifications were adopted in order to secure more expeditious release and more precise correlation of military and civil requirements. Further, the question of possible remobilization was taken into account in its relation to demobilization. For example, in order to obtain the necessary statistics required, either by the civil or the military authorities, it was decided that the Dispersal Certificates of all officers and soldiers, from which the Protection Certificate was to be prepared at the Dispersal Station, should be transmitted from the Dispersal Station to a Statistical Department, where the necessary returns would be provided by suitable machinery.

12. A rehearsal of demobilization took place, and at Purfleet on 7th February, 500 men went through the whole of the procedure that would have to be carried out at a Dispersal Station. The experience gained at this rehearsal resulted in certain modifications in the details of the scheme.

13. The broad principles of the scheme were then accepted by the Government, and the following Departments of State are primarily responsible for the transition of the Members of the Forces from military to civil status :—

- (i.) The War Office (Demobilization).
- (ii.) The Ministry of Labour (Employment and Workshop Training).
- (iii.) The Ministry of Pensions (Disabled).
- (iv.) The Board of Education for England and the corresponding Departments for Scotland and Ireland (General Training).
- (v.) The Board of Agriculture and Fisheries for England and the corresponding Departments for Scotland and Ireland (Agricultural Training).
- (vi.) The Ministry of Reconstruction (Co-ordination).

In order to secure close co-operation amongst the departments concerned, a series of Interdepartmental and Local Committees were set up. The correlation of these organizations is shown in the following chart :—



14. Under the Minister of Labour, who was made responsible by the Government for the resettlement in civil life of ex-Service officers and soldiers, there were two organizations: (1) The Officers' Resettlement Committee was appointed with the main object of securing the speedy absorption in their respective callings of men (officers and other ranks) of the professional classes, and performs its executive functions through the intermediary of the Professional and Business Register of the Ministry of Labour. The Committee included representatives of the principal professional societies, together with men possessing general experience of business and commerce, representatives of the Universities and of unofficial associations interested in the training and employment of ex-officers. It also contained representatives of Government departments and men who, themselves, had served as officers. In the same way local committees are set up where necessary on similar lines to those of the central organization, and to these local committees are appointed representatives of the Territorial Force Associations, Regimental Associations and other military bodies who have either statutory obligations in connection with the resettlement of ex-officers, or can usefully co-operate in facilitating the transmission from military to civil functions. In order to assist officers (and soldiers of like standing in civil life) in deciding on a future career, it was arranged to send out to France and elsewhere, where possible, Advisory Committees of business men who could be consulted by those desiring advice. (2) The Labour Resettlement Committee advises the Minister of Labour on the resettlement of ex-soldiers in industrial life, and performs its executive functions by means of the Employment Exchanges of the Ministry of Labour. The Labour Resettlement Committee is composed of members representing employers and employed in equal numbers, together with representatives of the Government departments concerned. The War Office representatives are:—

The Adjutant-General,
The Secretary of the War Office, and
The Director-General of Mobilization.

Local Committees, consisting mainly of employers and workpeople, were set up to deal with the local problems of resettlement, and these committees made use of the local Employment Exchanges in the execution of their duties.

15. Under the Ministry of Pensions, local Advisory Committees were set up to advise the Minister on all questions of the training and employment of disabled ex-officers and ex-Service men. These Advisory Committees act in close co-operation with the local Committees of the Ministry of Labour. In many cases they have members in common. In others the local Advisory Committees and the local Labour Resettlement Committees are affiliated for special purposes; in particular for the purpose of having affiliated to them ex-soldiers' Aid Associations and other voluntary organizations, whose aim is to secure employment for, and ameliorate the conditions of, the ex-soldier.

16. Under the Education Departments an Officers University and Technical Training Committee was set up for the purpose of linking up the Appointments Department of the Officers' Resettlement Committee with the Educational Departments. This Committee and the Officers Resettlement Committee contained members in common, together with members familiar at first hand with the problems and methods of training.

17. In order to co-ordinate the executive functions of the War Office and the Ministry of Labour, on which Departments the bulk of the work of demobilization and resettlement falls, an Interdepartmental Committee was set up. This Committee (known as the Demobilization of the Forces Co-ordination Committee) secured complete co-ordination between the scheme of demobilization and the scheme of resettlement.

18. In the preparation of plans for the setting up of the organizations previously described, the importance has always been borne in mind of securing on the organization responsible for performing any duty, representatives of the class being dealt with. Thus, on the Ministry of Labour there were both ex-officers and professional men. On the Labour Resettlement Committee there were representatives of employers and workpeople. On the local Committees there were ex-officers and ex-soldiers and representatives of organizations, official and unofficial, which had at heart the welfare of the individual as well as that of the nation. The executive branches, moreover, were recruited, as far as possible, from men who had served in the present war, in order that the requirements of the man leaving the Army and taking up civil employment might be met with sympathy and understanding.

19. A special organization known as the Appointments Department was set up by the Minister of Labour to provide advice and assistance to officers requiring professional and business appointments on their return to civil life, and the organization is working in close touch with the Military Secretary's Department. An India Office Committee was also set up to place disabled and invalided officers in communication with possible employers in India and the Eastern Colonies.

20. A further Dispersal Rehearsal was carried out at Wimbledon on 15th and 16th May, 1918, when 2,000 men were nominally dispersed. As the result of this Rehearsal, certain details of the Scheme had to be readjusted.

21. In accordance with a resolution of the Imperial War Conference, an Advisory and Executive Committee, known as the Military Demobilization Committee of the British Empire, was set up to co-ordinate with the arrangements of the Imperial Government the various schemes of demobilization prepared by the Dominion Governments and India.

22. A Committee, known as the Women's War Workers Resettlement Committee, was established to investigate the steps to be taken to facilitate the resettlement of members of the Q.M.A.A.C., W.R.N.S., W.R.A.F., and other organizations with female personnel under the control of the War Departments. This Committee duly submitted a report to the Council.

23. In order to meet the contingency of a resumption of hostilities while demobilization was still in progress schemes were prepared for the remobilization of the Army in the case of emergency. The main principles of the scheme, which were duly approved, provided for—

- (i.) The general calling up of personnel in commands by Annual Classes, according to medical category and Arms of the Service.
- (ii.) The individual calling up of cadre personnel by special instructions issued through the Record Offices.

24. In view of the magnitude and complexity of the Demobilization Scheme, the Mobilization Directorate was re-organized. Four new sections were established in order to secure liaison with the following Departments of the War Office :—

- (i.) General Staff.
- (ii.) Quartermaster-General.
- (iii.) Master-General of the Ordnance.
- (iv.) Director-General of Movements and Railways.

25. With a view to the preparation of the data necessary under the existing scheme of demobilization, Army Order 329 of 1918 was issued dealing with the record of occupations in civil life, and giving as an appendix a revised classification of industries into industrial groups, and a revised alphabetical index of specific trades and callings showing under which industrial group each trade or calling was to be entered, and showing the appropriate code number of each industrial group.

A further Army Order No. 355 of 1918 detailed the scheme for the early dispersal on the cessation of hostilities of demobilizers and pivotal men.

26. The acceptance of the terms of the Armistice by Germany was followed by the publication of the general scheme of demobilization. The Minister of Reconstruction dealt with the main points of the scheme in the House of Commons. A pamphlet on the demobilization and resettlement of the Army was at the same time issued by the Ministry of Reconstruction.

27. The main decisions which were reached with regard to military demobilization were as follows :—

- (i.) All duly enlisted members of His Majesty's Forces below commissioned rank who had given actual service with the Colours during the present war, would be entitled to an out-of-work donation policy during the 12 months following their personal demobilization. The rate of benefit was fixed at 24s. per week for men over 18 years of age with allowances for dependent children; for women over 18 years of age at 20s. with similar allowances. This rate was increased to 29s. for men, and 25s. for women. It should be noted that the military policy was part of a general Out-of-Work Donation Scheme which applied to civilian workers, and that the policy extended :—

- (a.) To soldiers discharged before demobilization;
- (b.) To men of the Dominion contingents;
- (c.) To women of enrolled corps, enrolled for the duration of the war on a mobile basis.

- (ii.) With regard to apprentices a scheme had been arranged for State assistance to those whose period of apprenticeship had been interrupted by war service.
- (iii.) The Government had further accepted certain general principles with regard to the resettlement of officers. From the beginning of demobilization and for a year after, permanent appointments in the Civil Service will be reserved for ex-officers and ex-soldiers. Certain recommendations had also been adopted with regard to the training of ex-officers and soldiers of like standing for suitable employment.
- (iv.) The Government had also accepted responsibility for financial assistance for the repatriation of the families of British subjects from overseas who had served in the war. The scheme for the repatriation of men from overseas serving in the Imperial Forces and their dependents in the United Kingdom was already in operation.
- (v.) It was also intended that the Military Service (Civil Liabilities Department), with an Advisory Committee, should be continued in existence after the war so that financial assistance, subsequent to demobilization, might be given to officers or men who might be unable by reason of undertaking military service to meet their financial obligations after demobilization. The question of one-man businesses would come within the scope of this department.
- (vi.) It had further been decided that a special gratuity would be payable to the warrant officers, non-commissioned officers and men of the Army and the Royal Air Force. The private who had served overseas would get 5*l.* for the first year with 10*s.* a month in addition after the first year. The different non-commissioned and warrant ranks would be granted correspondingly increased amounts for the first year but the same additions of 10*s.* for subsequent months. Certain lower rates were apportioned for men with home service only, and special clauses dealt with men drawing pay and service pensions concurrently, and excluded from the gratuity conscientious objectors and the medically unfit who were discharged within 6 months as unfit to be soldiers. It should be noted that the issue of this gratuity was to be dependent on the recovery of deficiency charges from soldiers for the loss of equipment during demobilization.

28. The scheme of military demobilization was made public by the issue with a covering Army Order No. 7 of 1919 of Parts I and II of Army Demobilization Regulations, which comprises a complete code of regulations to be observed during the process of demobilization, both by those who are engaged in carrying out such process, and also by those who are being demobilized. These regulations have been divided into three parts in such manner that Part I has a general application, Part II applies to demobilization units in the United Kingdom, and Part III applies to certain corps only, and is issued in separate chapters.

29. The Demobilization Army Forms required were circulated to E.F's. and Commands in the United Kingdom and Overseas. The requisite numbers were forwarded to each of the emergency Prisoners of War Reception Camps which had been formed at Dover and Ripon and Canterbury, and also to the dispersal units which had been opened in the various commands. All forms of immediate importance were despatched to France, Italy, Salonica, Egypt, and Palestine, and arrangements were completed for the necessary forms to be sent to India and Mesopotamia. The Demobilization Railway Guide and the Officers' and Soldiers' Booklets were then issued, and the Instructions for Dispersal Draft Officers and Instructions for Embarkation Commandants and Staffs were prepared for issue as required.

30. Dispersal stations were then opened throughout the United Kingdom. The staff and electrical machinery necessary for statistical work on demobilization were secured, and a Daily Bulletin showing the progress made was issued.

31. It was found necessary to make various minor amendments in the Demobilization Scheme with regard to soldiers' clothing. The issue of civilian clothing, or 52*s.* 6*d.* in lieu, was authorized for men being released. This clothing was to be forwarded to the men as soon as possible, but in any case within the period of their 28 days' furlough. It was decided that soldiers demobilized were to be asked to sell their uniforms to the State during their furlough at a flat rate, but this arrangement under further

consideration was abandoned. All soldiers demobilized were entitled to retain their uniform with the exception of those discharged from hospital. Men arriving from overseas with steel helmets in their possession were allowed to retain them.

32. Owing to the possibility of an emergency re-mobilization becoming necessary, it was regarded as undesirable that men should be finally discharged from the Army on their demobilization. Such a course would have rendered it practically impossible to recall men to the Colours in case of emergency. A new Class Z of the Reserve was accordingly established by Army Order of the 3rd December, 1918, into which all men released from service with the Colours were passed on the expiration of their demobilization furlough, with the exception of soldiers on Territorial Force engagements and those finally discharged in accordance with recognized practice. Provision was also made under Army Order of 16th December, 1918, for the disembodiment of men of the Territorial Force, as the exigencies of the Service permit, in accordance with the provisions of the Territorial and Reserve Forces Act, 1907. Authority was given for the final discharge from the Army of various classes of soldiers and reservists who had been released during the war to return to civil life. All reservists of Classes P and P (T.) were to be discharged irrespective of the terms of their engagement. All reservists of Classes W and W (T.) serving on a duration of the war engagement or on a normal engagement which had expired were to be discharged, with the exception of conscientious objectors.

33. A Demobilization Committee of the War Cabinet was set up to deal with the question of demobilization, and a Controller-General of Civil Demobilization was appointed. The War Cabinet authorized the speeding up of the process of demobilization by the release of certain classes other than those registered as demobilizers and pivotal men. A large number of coal miners had been released, and authority was given for the demobilization of the following classes:—

- (i.) Coal miners (Group 3) and agriculturalists (Group 1) were to compose 50 per cent., but not more, of this remainder in each dispersal draft, preference being given to coal miners so long as any were available.
- (ii.) Civil demobilizers, pivotal men and those ordered for special release on Army Form Z 56.
- (iii.) Those for whom offers of employment endorsed by a District Director of the Appointments Department, Ministry of Labour, or by a Local Advisory Committee of an Employment Exchange, of the Ministry of Labour, *i.e.*, “contract men” and those for whom Army Form Z 15A or 16A had been received, *i.e.*, “slip men.”
- (iv.) Group 45 as orders were issued (*vide* paragraph 7 below).
- (v.) Those who were 41 years of age or over.
- (vi.) Officers and soldiers from hospitals, command depôts, and convalescent camps, after 28 days' treatment in hospital, in accordance with special instructions issued to General Headquarters, Expeditionary Forces and Headquarter Commands.
- (vii.) Non “contract men” and non “slip men” who belonged to the industrial groups which were then open and which are specified in paragraph 6, page 514.
- (viii.) Others eligible for demobilization under Army Order XIV., dated 29th January, 1919.

34. In addition to the selection of pivotal men then in progress and the use of the Civil Employment Form then being filled up by members of the Forces, and the Post Cards (E.D. 406) and R.C.V. Forms which employers had been invited to fill up, a new procedure was authorized to hasten the identification for demobilization of those members of the Forces who had pre-war employment awaiting them. The employer was to make out a form of contract for any man who was in his employment before 4th August, 1914, which, having been verified by the Local District Director of the Appointments Department in the case of officers, and the Local Advisory Committee in the case of other ranks, was to be forwarded to the man concerned. This form, if accepted by the man and handed on to his Commanding Officer, was sufficient to register him as a “contract man” and place him on the same footing as a “slip” man for demobilization.

35. All ranks on leave in this country from Expeditionary Forces other than France, with definite employment awaiting them and within the industrial groups or classes open for demobilization were to be demobilized without restriction. With regard to

future conditions of leave, it was laid down that leave was only granted on the distinct understanding that men were not demobilized on any pretext whatsoever during the period of leave. The imposition of this condition was found to be necessary owing to the disorganization which had occurred in units in France consequent upon many men who were indispensable in their military capacity having been demobilized whilst on leave in this country.

36. With the advance of demobilization industrial requirements called for a revision of the classes eligible for dispersal. The following classes and groups were thereupon made open for demobilization throughout the Forces at Home and Overseas :—

- No. 1. Agriculture.
- No. 2. Seamen and fishermen.
- No. 3. Coal and shale mining.
- No. 5. Slate mines and quarries.
- No. 6. Quarries, other than slate and iron.
- No. 10. Paper printing and bookbinding.
- No. 18. Clothing trade operatives, tailors, &c., and other workers in dress.
- No. 21. Coopers, coach builders, wheelwrights, and other wood workers
(including workpeople in construction of vehicles).
- No. 22. Shipbuilding.
- No. 23. Iron and steel manufacture, tube making, &c.
- No. 24. Tin plate manufacturers.
- No. 28. China, glass and pottery trades.
- No. 29. Brick, cement, &c., manufacturers.
- No. 30. Building trades and construction of works, including navvies.
- No. 31. Railway workers.
- No. 33. Carters, carmen, &c., of horsed vehicles.
- No. 35. Employees of public and local authorities and of public utility companies.
- No. 42. Professional men not included in previous Industrial Groups.
- No. 43. Students and teachers.

The above industrial groups are arranged in numerical order and were to be regarded as of equal priority.

In the case of certain transportation and administrative services which were indispensable for the maintenance of the Army and for purposes of demobilization, dispersal was to be more gradual for the time being than in the case of the rest of the Army, but men of the specified classes were to be released as circumstances permitted.

37. For the same reasons that it was considered necessary to form Class Z Reserve for the reception of men on Demobilization, it was decided that until the termination of the war, officers would not be gazetted out of the Service, but would be released from military duty without pay and allowances in accordance with Army Order 10 of 16th December, 1918. No Regular officers were to be demobilized except for the following reasons :—

- Disciplinary.
- Medical unfitness.
- Age.
- Inefficiency.

A supplementary Army Order was published on 26th March, 1919, detailing the method of procedure in the demobilization of officers and pointing out that officers holding commissions in the Special Reserve would be demobilized, while officers holding commissions in the Territorial Force would be disembodied. In each case notice should be given to the officers concerned as early as practicable.

Officers holding temporary commissions in the Regular Army would be dealt with as follows :—

- (a.) Those willing to be demobilized under the provisions of the Royal Warrant published in Army Order 10 of 1919, would be released.
- (b.) Those unwilling to be demobilized under that Royal Warrant would have their temporary commissions terminated under the provisions of the Royal Warrant published in Army Order 9 of 1919.

38. In consequence of the increase in the numbers and classes of men being demobilized, and to provide for the maintenance, pending the reconstruction of the

Regular Army, of the Home Army, and of the Armies of Occupation required in the various theatres of war, and of the Overseas garrisons, it was decided, and was published as part of Army Order No. 55 of 1919, to regulate demobilization in the following way :—

- (a.) All officers are liable to be retained with the following exceptions :—
- (i.) Officers entitled to wear three or more wound stripes.
 - (ii.) Officers duly certified by the Ministry of Labour, before 1st February, 1919, on Army Form Z 32, as civil demobilizers or pivotal men, or officers whose special release has been recommended by that Ministry on Army Form Z 56, excepting those whose retention in the Army is essential for demobilization purposes.
 - (iii.) Officers whose release on extreme compassionate grounds is approved by the Army Council.
 - (iv.) Officers whose claims to return to their pre-war homes or business overseas have been, or may be, approved by the Officer i/c Repatriation Records, Winchester, on Army Form Z 6.
 - (v.) Officers over 51 years of age.
- (b.) No officer, being under 37 years of age, who is liable to retention, will be released who was either directly commissioned on or after 1st January, 1916, or, if commissioned from the ranks joined for immediate service with the Colours on or after 1st January, 1916.
- (c.) Officers who have been, or shall be, passed to the Reserve immediately on receiving a commission from a cadet unit, shall not be retained, either voluntarily or compulsorily.
- (d.) All warrant officers, non-commissioned officers and men may be demobilized with the exception of :—
- (i.) Warrant officers, non-commissioned officers and men serving under pre-war conditions of service who have not completed their term of Colour service.
 - (ii.) Warrant officers, non-commissioned officers and men of the Non-Combatant Corps (N.C.C.).
 - (iii.) Those who are temporarily required for the military machinery of demobilization until they can be individually substituted or dispensed with.
 - (iv.) Those detained in overseas garrisons pending relief.
- (e.) The following are to be demobilized as soon as the exigencies of the Service permit :—
- (i.) All warrant officers, non-commissioned officers and men who—
 - (a.) Were attested and joined for immediate service with the Colours prior to 1st January, 1916.
 - (b.) After being attested or deemed to be enlisted and posted to the Reserve, were called up or joined the Colours for continuous service, prior to 1st January, 1916.
 - (ii.) All warrant officers, non-commissioned officers and men of the Territorial Force who were attested prior to 1st January, 1916.
 - (iii.) All warrant officers, non-commissioned officers and men serving under pre-war conditions of service who have completed their term of Colour service.
 - (iv.) All warrant officers, non-commissioned officers and men who have attained the age of 37, and those who subsequently attain that age.
 - (v.) All warrant officers, non-commissioned officers and men entitled to wear three or more wound stripes.
 - (vi.) All warrant officers, non-commissioned officers and men duly certified by the Ministry of Labour before 1st February, 1919, as civil demobilizers or pivotal men, for whom orders for demobilization have been or may be issued by the War Office on Army Form Z 32
 - (vii.) All warrant officers, non-commissioned officers and men whose special release was recommended to the War Office by the Ministry of Labour before 1st February, 1919, and for whom orders of demobilization have been or may be issued by the War Office on Army Form Z 56.

- (viii.) All warrant officers, non-commissioned officers and men whose release on extreme compassionate grounds has been, or may be ordered by the War Office on Army Form Z 56, or whose release on extreme compassionate grounds is approved by General Officers Commanding-in-Chief in accordance with instructions issued to them.
- (ix.) All warrant officers, non-commissioned officers and men whose claims to return to their pre-war home or business overseas have been, or may be approved by the Officer i/c Repatriation Records, Winchester, on Army Form Z 6.
- (f.) Warrant officers, non-commissioned officers and men who are qualified for demobilization may be permitted to volunteer for the Armies of Occupation provided they are considered generally suitable. If they are accepted they may be called upon to serve in any corps or arm of the Service and in any of the Armies of Occupation, but as far as possible will be posted with their own corps. Acting rank will be relinquished and the term of enlistment will be for one year.

39. Simultaneously with the publication of the above Army Order it was announced that extra remuneration would be granted to all those retained on military service in the Armies of Occupation and all those whose demobilization might be delayed owing to the exigencies of the Service.

This remuneration was in the form of a bonus and was issued as from the 1st February, 1919, at the rates and as set forth in Royal Warrant XIII. published as an Army Order, No. 54 of 1919, and was issued to officers and men definitely retained for the period during which it was found necessary to maintain Armies of Occupation in the various occupied territories.

The bonus would not be taken into account in the assessment of any gratuity under Article 497 of the Royal Warrant for Pay, &c., and it would be subject to the same rules for issue, forfeiture and stoppage, public claims, &c., as regimental pay.

Members of the Non-combatant Corps, and men employed on civil rates of pay as defined by the Army Council, would not be eligible for the benefits of the bonus.

A further Army Order was published on the 15th March, 1919, whereby officers, non-commissioned officers and men eligible for demobilization, but not actually demobilized by 1st May, would, as from that date, receive the full bonus granted to personnel retained in the Armies of Occupation in lieu of the half rate provided in the 4th Clause of the Royal Warrant of the 1st February, 1919.

40. It was decided to recognize the war service of officers holding permanent Commissions on the Active List of the Regular Army. This recognition took the form of a gratuity to be paid for war service with the periods beginning from 4th August, 1914, inclusive, and ending at the date of the termination of the war as defined by statutory authority or 3rd August, 1919, whichever came first, at the rates laid down in Royal Warrant IV., published as Army Order No. 85 of 1919.

The gratuity would in no case be issuable in addition to any gratuity under Article 497 of the Royal Warrant for Pay, &c. Any officer who might have received a gratuity under that Article on relinquishment of a Special Reserve, Territorial Force, or temporary Commission or on demobilization, and who had been or might be appointed to a permanent Commission in the Regular Forces within 6 months of such relinquishment or demobilization would, as a condition of the grant of the permanent Commission, be held liable, at the discretion of the Army Council, to refund the difference between that gratuity and the gratuity for which he would be eligible under this Warrant as a permanent officer of the Regular Forces.

An officer who had been placed on the Retired List since 4th August, 1914, and had subsequently been re-employed, would, if eligible, be granted gratuity under Article 497 (a), Royal Warrant for Pay, &c., for the period of his re-employment, or gratuity under this Warrant for the whole of his war service, whichever was the more advantageous.

An officer who had rendered previous war service in the ranks would be eligible to receive a gratuity for such service under the conditions laid down in the Royal Warrant of 17th December, 1918, as amended by this Warrant, in addition to any gratuity admissible under this Warrant, or, in the case of an officer holding a Special Reserve, Territorial Force, or Temporary Commission in addition to that admissible under Article 497 of the Royal Warrant for Pay, &c.

The gratuity would not be issuable under this Warrant in the case of an officer—

- (a.) Whose services were dispensed with or who resigned his Commission for misconduct or for other causes which, in the opinion of the Army Council, disqualify him for the grant of the gratuity.
- (b.) Who had relinquished his Commission on account of ill-health due to his own misconduct.
- (c.) Who, prior to 11th November, 1918, voluntarily resigned his Commission after less than 2 years' commissioned service.
- (d.) Who had relinquished his Commission on account of ill-health not caused by military service after less than 6 months' commissioned service.
- (e.) Who was granted a Commission subsequent to the date of this Warrant.

The gratuity would be subject to Articles 8 and 22, the Royal Warrant for Pay, &c.

41. Provision was made by Army Order 139 of 1919, for the demobilization of time expired soldiers (including soldiers of the Territorial Force), who, having enlisted or re-engaged for the normal period of service which has expired, are now serving for the additional year under Section 87 of the Army Act or Section IX of the Territorial and Reserve Forces Act, 1907. These soldiers will not be selected for compulsory retention in the Armies of Occupation if other suitable men are available, and provided they can be given the 28 days demobilization furlough before their extra year expires. The Army Order does not apply to soldiers who volunteered for service with the Armies of Occupation or to those who re-enlisted under Army Order 124 of 1919.

42. In view of the progress of demobilization it was considered appropriate to make some modification in the conditions of release on extreme compassionate grounds. During the continuance of hostilities such a release would only be granted in very exceptional circumstances and then only by the War Office. Army Council Instruction No. 287 of 1919 was therefore published on 2nd May, 1919, which provided for the de-centralization of the machinery under which warrant officers, non-commissioned officers and men might be released on extreme compassionate grounds. The cases in which releases on these grounds might be granted were defined as those falling within one or more of the following categories :—

- (i.) *Son*, who has a widowed mother in necessitous circumstances with two or more children dependent upon her; no child being capable of earning and the mother herself being incapable of earning.
- (ii.) *Grandson*, who has a grandparent or grandparents in necessitous circumstances with two or more great-grandchildren or grandchildren dependent upon him, her, or them; no great-grandchild or grandchild being capable of earning and being wholly dependent on the grandparent or grandparents, and the grandparent or grandparents being incapable of earning and dependent on grandson.
- (iii.) *Husband*, whose wife is in necessitous circumstances and is a chronic invalid and wholly dependent on the soldier, either without children or, if with children, no child being capable of earning.
- (iv.) *Widower*, with two or more children under 14 years of age and no near relation to look after them. The expression "near relation" for this purpose shall be interpreted as parent, grandparent, brother and sister of the soldier.

The provisions of the instruction did not, without special reference to the War Office, apply to soldiers serving on regular attestations whose period of Colour service had not expired, or to soldiers who volunteered for the Armies of Occupation.

43. Army Order 236 of 1919 was published on 11th June, 1919, by way of regulating the disposal of Aliens serving in the British Army on demobilization. By this Army Order it was provided that Aliens as defined by Army Council Instruction 859 of 1918 (with the exception of enemy aliens), including those who have been called up under the Military Service (Conventions with Allied States) Act, 1917, who have not already been demobilized will not be retained for service with the Armies of Occupation, but are to be discharged through Discharge Centres as soon as practicable after the ratification of peace. They will receive all the usual benefits which are accorded to soldiers on demobilization.

44. Special provision was made by Army Order 239 of 1919, for the award of War Gratuity to all soldiers who after serving in the Army were appointed to Commissions in the Army, Royal Navy, Royal Marines or Royal Air Force, or joined or were appointed to Commissions in the Dominion or Colonial Forces, granting them the same amount in respect of their service in the Army as was granted by Royal Warrant of 17th December, 1918, to other soldiers with similar service therein.

45. Army Order 243 of 1919 was published on 27th June, 1919, making certain modifications in the scheme of demobilization, which were to be put into operation contingently upon the signature by the German Government of the preliminary peace terms, and which were as follows:—

- (1.) Except in the case of personnel serving in India and the detachments of the Far North and of Siberia, the following were to be released with all possible despatch after the date referred to above in accordance with the condition specified in paragraph 3:—

All warrant officers, non-commissioned officers and men who were eligible for demobilization under sub-paragraphs (i.) to (ix.) of paragraph 3 of Army Order 55 of 1919, and who had not volunteered for service with the Armies of Occupation under paragraph 4 of that Army Order, but had been temporarily detained—

- (a.) On account of being required for the military machinery of demobilization, or
(b.) In overseas garrisons pending relief.

- (2.) In order to give effect to the modifications outlined in paragraph 1, the undermentioned amendments came into force from the date referred to above, viz.:—

(a.) Paragraph 3 (c) of Army Order 55 of 1919, and the schedule attached thereto was cancelled.

(b.) Paragraph 3 (d) of Army Order 55 of 1919 was amended by the substitution of the words "India and detachments of the Far North and of Siberia" for the words "Overseas garrisons," and was renumbered "3 (c)."

(c.) Army Order 87 of 1919 was cancelled.

- (3.) The despatch for release of all personnel eligible for demobilization under paragraph 3 of Army Order 55 of 1919, as amended by paragraph 2 of the present Army Order (with the exception of such as had volunteered under paragraph 4 of Army Order 55 of 1919), was to be completed by the dates and in the order stated below, viz.:—

(a.) *Firstly.*—The despatch from their present stations or theatres of all men coming under the above description enlisted prior to 1st January, 1915, to be completed within 1 month of the signature by the German Government of the preliminary peace terms, subject to the necessary transport being available.

(b.) *Secondly.*—The despatch from their present stations or theatres of all men coming under the above description enlisted in 1915, or who, having enlisted at any date since the 31st December, 1915, were over 37 years of age, to be completed within 2 months of the signature by the German Government of the preliminary peace terms, subject to the necessary transport being available.

(c.) *Thirdly.*—The despatch from their present stations or theatres of all men eligible for demobilization under sub-paragraphs (v.) to (ix.) of paragraph 3 of Army Order 55 of 1919, who, not having volunteered under paragraph 4 of that Army Order, did not come within the conditions of sub-paragraphs (a) or (b) above, to be completed within 3 months of the signature by the German Government of the preliminary peace terms, subject to the necessary transport being available.

- (4.) Nothing in the Army Order was to prejudice the continuance of releases, under the arrangements and instructions then in force, until such time as the modifications contained in the present Army Order came into force.

46. With reference to paragraph 1 of Army Order 243 of 1919, Preliminary Peace Terms having been signed by the German Government on 28th June, 1919, Army Order 264 of 1919 gave effect to that Army Order as from the 28th June, 1919. The same order further provided for the despatch for release of personnel eligible for demobilization referred to in paragraph 4 of Army Order 243 of 1919, in accordance with sub-paragraphs (a), (b) and (c) of that paragraph, subject to the conditions therein specified to be completed by the following dates :—(a) 28th July, 1919; (b) 28th August, 1919; (c) 28th September, 1919.

47. An Army Council Instruction No. 421 of 1919 was published on 4th July, 1919, for the purpose of extending the operation of Army Council Instruction No. 287 of 1919, by providing for the demobilization of proprietors of one man businesses on compassionate grounds.

For the purpose of this Instruction a soldier was to be deemed to be the proprietor of a one man business if for a consecutive period of at least 12 months immediately previous to the date when he first joined the Colours for immediate service, he was the sole owner of, and carried on, on his own account, any profession, calling or business for gain, other than that of clergyman, dentist, doctor, physician or surgeon.

No such proprietor of a one man business was to be released unless each of the three following conditions was fulfilled :—

- (a.) He joined the Colours for immediate service on or before the 1st January, 1917.
- (b.) He was over 30 years of age at the date of the application.
- (c.) The resumption or continuance of his business was jeopardized owing to his absence.

48. By the Memorandum of the Secretary of State for War, published on 17th July, 1919, the following rules were laid down for demobilization as from that date:—

- (i.) Definite orders were issued that all 1914 men, except those in India and any there might be in Russia, should begin their journey home within 1 month of the signature of peace, namely, by the 28th July, and that all 1915 men and men over 37 years of age, except those in India and Russia, should start for home within 2 months of the signature of peace, namely, by the 28th August. All other men who were then desirous and eligible for demobilization under existing regulations would start for home within 3 months of the signature of peace, namely, by the 28th September. The above programme of releases would apply equally to men who, although demobilizable, had hitherto been retained for essential purposes usually described as "Machinery of Demobilization," but would not of course apply to men who, although eligible for demobilization, had volunteered to stay on for a period with the Armies of Occupation.
- (ii.) All Derby men who joined the Colours for service before the 1st July, 1916, excepting those in India and Russia, would have begun their journey home by the 1st November.
- (iii.) All 1914, 1915 men, and all Derby men who joined the Colours before the 1st July, 1916, who are in India, will similarly have started for home by the 1st December, if not released earlier, provided always that no unexpected trouble occurs in that country.
- (iv.) All troops in Russia, who had not volunteered to join the missions, would have started for home before the winter.
- (v.) As from 1st July, no conscript soldier would be sent to India or Mesopotamia, and no Derby man would be sent further from home than the Army of the Rhine.

The Memorandum further stated that it was hoped that it might be found possible to release in the early spring of next year all the remaining men, of all classes, who fought in the war—that is to say, embarked for any theatre of war or garrison abroad before the Armistice was signed—excepting always such as might have volunteered to continue serving. It was impossible, however, at that distance of time to make any definite plans in this respect. It was provided, however, that, if Peace were not ratified, or if the ratification were delayed, or if the Germans broke out

again, or if there were risings in India or Egypt, or serious trouble in Turkey, the above programme would have to be modified; and here and there shipping delays might possibly occur. But assuming all went well there was every hope and intention of being able to give effect to it.

49. Army Council Instruction No. 468 of 1st August, 1919, amends previous instructions as to demobilization during the period of leave, and lays down the action to be taken by Headquarters or Unit Commanders in the United Kingdom, in the case of soldiers who apply to be demobilized when on leave. If the soldier is on leave from overseas, other than from the Army of the Rhine, or France and Flanders, or Russia, and proves to be :—

- (i.) Demobilizable under Army Order 55 of 1919, and has not undertaken any obligation to continue in the Service, he will be demobilized.
- (ii.) Not demobilizable under Army Order 55 of 1919, but—
 - (a.) Was attested under Lord Derby's scheme;
 - (b.) Is 35 years of age or will have attained that age before 30th April, 1920;
 - (c.) Is under 18 years of age;
 - (d.) Is serving on a regular attestation and has less than 1 year's Colour service to complete;

in which cases he will be ordered to report at the expiration of his leave at his appropriate place of rejoining and posted to a unit at home.

- (iii.) Serving in a Dominion contingent, he will be ordered to report in writing to the Headquarter Office of his contingent in London and ask for instructions.
- (iv.) Soldiers on leave from North Russia, *i.e.*, Archangel or Murmansk (other than those who (a) volunteered for special service in North Russia; or (b) landed in Murmansk on or after 1st February, 1919; or (c) embarked from the United Kingdom for Archangel after the 14th May, 1919; or (d) while in North Russia volunteered to remain there after 31st August, 1919), and all those on leave from Siberia or General Denikin's area of South Russia, will be dealt with as follows :—
 - (a.) Those eligible for demobilization under Army Order 55 of 1919 will be demobilized.
 - (b.) Those not eligible for demobilization under Army Order 55 of 1919 will be ordered to report at the expiration of their leave at their place of rejoining and posted to a unit serving at home.

50. Army Order 287 of 1919, amplified previous Army Orders dealing with gratuities for officers and nurses and provided as follows :—

- (i.) With reference to Army Order 54 of 1919, the gratuities due under Article 497 of the Royal Warrant for Pay, &c., would in all cases become issuable on the 4th August, 1919, notwithstanding that the officers concerned might be continued in military service.
- (ii.) Similarly the gratuity granted to Regular officers by Army Order 85 of 1919, and to members of the Military Nursing Services by Army Order 194 of 1919 would become due on the 4th August, 1919.
- (iii.) The appointment or rank which would determine the gratuity would be that held on the 3rd August, 1919, or on the 11th November, 1918, if more advantageous, with the concession of assessment on paid *acting* rank, held prior to 5th August, 1919, under the conditions stated in Army Order 117 of 1919.
- (iv.) The gratuity would be issuable by the Army agents or Command Paymaster by whom pay for the 4th August was issued. In the case of officers who had proceeded to Indian payment, the gratuity would, therefore, be issuable by the Army agents if the 4th August fell within the authorized period for which the agents continued to issue pay after embarkation. Officers returning from Indian payment would draw the gratuity from the Army agents if the date of embarkation was on or before the 4th August.

The Army Order further pointed out that the object of the gratuities, other than those given to members of the permanent Army, was to assist the recipients to resettle

themselves in civil life, and officers were earnestly advised, in their own interests, not to spend their gratuities before they left the Service. Commanding officers were enjoined to use their influence for the exercise of prudence in this matter by officers serving under them.

Similarly Army Order 290 of 1919 dealt with war gratuities to soldiers, and provided as follows :—

- (i.) With reference to paragraph 7 of the Army Council's Instructions in Army Order 54 of 1919, war gratuities under Army Order 17 of 1919 became issuable on the 4th August, 1919. In paragraph 30 of the Army Council's Instructions in Army Order 17 of 1919 the words *after* "assessed" in line 4 would accordingly be deleted.
- (ii.) The gratuity would be credited in the first instance to the soldier's account, but, if he so desired, the whole or any portion of it would be invested for him under the usual conditions in War Savings Certificates, or (unless he was serving at a Home station) deposited for him in the Post Office Savings Bank.
- (iii.) The gratuity would be assessed and charged by the paymaster in whose payment the soldier was on the 4th August, except that where the last pay certificate of a soldier returning from a Colonial station, or from Indian payment after the 3rd August, contained a certificate that the gratuity had not been and would not be issued by the Command Paymaster or the Military Accounts Department of India, as the case might be, the issue would be made by the paymaster to whose payment the soldier was transferred.

The procedure to be followed in the case of soldiers proceeding for dispersal was as follows :—

- (a.) Where the gratuity of a soldier who had proceeded on dispersal furlough, terminating after the 4th August, had already been notified for deposit in the Post Office Savings Bank, the deposit would not be cancelled, but the Controller of the Post Office Savings Bank would arrange for the issue of the deposit book on the 4th August or as soon thereafter as possible.
- (b.) Where the gratuity due to a soldier who had proceeded on dispersal furlough had not already been notified to the Post Office Savings Bank, the deposit would not be made. The gratuity, less dispersal equipment stoppages, and less 1*l.* withheld in respect of the military greatcoat, would be paid by separate money order.
- (c.) For a soldier who proceeds for dispersal after the 4th August, 1919, stoppages made in respect of arms or equipment lost on the journey to the dispersal station will be recovered from any emoluments (other than ration allowance) that may become due to him. Similarly, the sum of 1*l.* in respect of the military greatcoat, taken by the soldier when he goes on dispersal furlough, will be withheld from his general furlough or terminal emoluments.

The same Army Order further laid down that the Service gratuity granted by Articles 1117 to 1119 of the Royal Warrant for Pay, &c., where admissible in addition to the War Gratuity, was not issuable while a soldier continued to serve with the Colours. Gratuities such as those given by Army Orders 283 of 1914, 209 of 1916, and 222 of 1918, would remain issuable, as laid down in the respective regulations under which they were granted.

Finally, Commanding Officers were instructed to explain to their men the object of the War Gratuity, and to point out the desirability of investing the amount or placing it on deposit until their release from the Colours

51. An extension of Army Order 55 of 1919 was made by Army Order 292 of 1919 in favour of warrant officers, non-commissioned officers and men attested under Lord Derby's scheme, and who joined for service with the Colours prior to 1st July, 1916. This Army Order provides that such personnel shall be eligible for demobilization as soon as the exigencies of the service permit. The appendix to Army Order 243 of 1919 was similarly extended by Army Order 293 of 1919.

52. Paragraph 4 of Army Order 243 of 1919 was extended by Army Order 293 of 1919, so as to include the despatch from their present stations, or theatres, of

all men eligible for demobilization under sub-paragraph (x.) of Army Order 55 of 1919, who, not having volunteered under paragraph 4 of that Army Order, did not come within the conditions of sub-paragraph (a), (b) or (c). The despatch of these men was to be completed by the 1st November, 1919, subject to the necessary transport being available.

53. Army Council Instruction No. 485 of 1919, published on 14th August, 1919, amends paragraph 1218 of Army Demobilization Regulations, Part I., and provides for the procedure to be followed regarding applications by officers, soldiers and their families for deferment of their repatriation beyond 6 months. Deferment will not be granted—

- (a.) Beyond the 31st December, 1920.
- (b.) Unless such application is submitted within 6 months from the date of release.
- (c.) Unless the applicant is in Group 45 (A), or if in Group 45 (B) agrees to transfer to 45 (A) at once, and signs a certificate to that effect.

Subject to the above conditions, applications will be dealt with as follows :—

- (i.) On educational grounds.
- (ii.) On account of training.
- (iii.) On medical grounds.
- (iv.) On business grounds.

54. Army Council Instruction No 491 of 1919, published 19th August, 1919, amends paragraph 1202, Chapter XII., Army Demobilization Regulations, Part 1, and extends the privilege of repatriation at Government expense to those officers to whom regular commissions were granted during the war, provided they—

- (i.) Were given regular commissions when they only asked for temporary commissions.
- (ii.) Did not receive emoluments at the higher rate under paragraph 673, Allowance Regulations, having been promoted from the ranks under footnote to Article 208A, Pay Warrant.
- (iii.) Are willing to be transferred to the Reserve of Officers and such transfer has been approved by the War Office.

55. Army Order 55 of 1919, as amended by Army Order 292 of 1919, was further extended by Army Order 298 of 1919, in favour of all warrant officers, non-commissioned officers and men who enlisted voluntarily and joined for continuous service with the Colours prior to 1st July, 1916. This Army Order provides that such personnel shall be eligible for demobilization as soon as the exigencies of the Service permit, and excludes those called up under the Military Service Act. The appendix to Army Order 243 of 1919, as amended by Army Order 293 of 1919, was similarly extended by Army Order 299 of 1919.

56. Paragraph 4 of Army Order 243 of 1919, as amended by Army Order 293 of 1919, was further extended by Army Order 299 of 1919, so as to include the despatch from their present stations or theatres, of all men eligible for demobilization under sub-paragraph (xi) of Army Order 55 of 1919, who, not having volunteered under paragraph 4 of that Army Order, did not come within the conditions of sub-paragraphs (a), (b), (c) or (d). The despatch of these men was to be completed by 1st November, 1919, subject to the necessary transport being available.

57. By Army Order 321, published on 3rd September, 1919, further classes were opened for demobilization, and the undermentioned amendments accordingly were made to Army Order 55 of 1919, as amended by Army Orders 243, 292 and 298 of 1919, viz. :—

- (a.) Delete sub-paragraph (c) of paragraph 3.
- (b.) After sub-paragraph (xi) of paragraph 3 add the following new sub-paragraphs :—
 - (xii.) All warrant officers, non-commissioned officers and men who attested under Lord Derby's Scheme and joined for continuous service with the Colours on or after 1st July, 1916.
 - (xiii.) All warrant officers, non-commissioned officers and men who enlisted voluntarily and joined for continuous service with the Colours on or after 1st July, 1916.

- (xiv.) All warrant officers, non-commissioned officers and men who had attained the age of 36 years by the 30th April, 1919.
- (xv.) All warrant officers, non-commissioned officers and men entitled to wear two wound stripes.

The despatch for release laid down in paragraph 4, Army Order 243, is now to be amplified so that the despatch for release of all personnel eligible for demobilization under paragraph 3 of Army Order 55 of 1919, excepting those who have undertaken, or may undertake, any further obligation to continue in the Service, will be completed as soon as possible, but in any case not later than the dates stated below, viz :—

- (a.) *Firstly.*—The despatch from their present stations or theatres, except India (see sub-paragraph (e)), of all men coming under the above description enlisted prior to 1st January, 1915, to be completed by the 28th July, 1919, subject to the necessary transport being available.
- (b.) *Secondly.*—The despatch from their present stations or theatres, except India (see sub-paragraph (e)), of all men coming under the above description enlisted in 1915, or who, having enlisted at any date since the 31st December, 1915, were over 37 years of age, to be completed by the 28th August, 1919, subject to the necessary transport being available.
- (c.) *Thirdly.*—The despatch from their present stations or theatres, except India (see sub-paragraph (e)), of all men eligible for demobilization under sub-paragraphs (v.) to (ix.) of paragraph 3 of Army Order 55 of 1919 who, not having volunteered under paragraph 4 of that Army Order, did not come within the conditions of sub-paragraphs (a) or (b) above, to be completed by 28th September, 1919, subject to the necessary transport being available.
- (d.) *Fourthly.*—The despatch from their present stations or theatres, except India (see sub-paragraph (e)), of all men eligible for demobilization under sub-paragraphs (x.) and (xi.) of paragraph 3 of Army Order 55 of 1919 who, not having volunteered under paragraph 4 of that Army Order, did not come within the conditions of sub-paragraphs (a) (b) or (c) above, to be completed by the 1st November, 1919, subject to the necessary transport being available.
- (e.) *Fifthly.*—The despatch from India of all men eligible for demobilization under sub-paragraphs (i.) to (xi.) of paragraph 3 of Army Order 55 of 1919 to be completed by the 1st February, 1920, subject to the necessary transport being available.
- (f.) *Sixthly.*—The despatch from their present stations or theatres of all men eligible for demobilization under sub-paragraphs (xii.), (xiii.), (xiv.) and (xv.) of paragraph 3 of Army Order 55 of 1919, to be completed by 1st February, 1920, subject to the necessary transport being available.

The phrase “despatch from their present stations or theatres” is in the case of troops serving overseas to be applied as meaning “despatch from a port of embarkation in the theatre concerned *en route* to the United Kingdom for the purpose of being demobilized.”

58. With reference to Army Order 55 of 1919, the expression “extreme compassionate grounds” as used in paragraph 3 (viii.) therein, is made applicable to, and is limited to, warrant officers, non-commissioned officers and men falling within one or more of the following categories by Army Council Instruction No. 537 of 1919, published 11th September, 1919 :—

I.—*Domestic grounds*—

- (i.) Son, who has one parent (both parents) in necessitous circumstances, the parent (parents) being wholly dependent on the soldier.
- (ii.) Only son, of a widow or widower who is in necessitous circumstances and over sixty years of age.
- (iii.) Sole surviving son of a widow in necessitous circumstances where one or more sons have been killed in action or have died on active service.
- (iv.) Brother, who has one or more sisters in necessitous circumstances, the sister or sisters being incapable of earning and wholly dependent on the soldier.
- (v.) Grandson, who has a grandparent or grandparents in necessitous circumstances with two or more great-grandchildren or grandchildren dependent upon him, her or them; no great-grandchild or grandchild

being capable of earning and being wholly dependent on the grandparent or grandparents, and the grandparent or grandparents being incapable of earning and dependent on the grandson.

- (vi.) Husband, whose wife is in necessitous circumstances and is a chronic invalid and wholly dependent on the soldier, either without children or with children, no child being capable of earning.
- (vii.) Widower, with two or more children under 14 years and no near relation to look after them. The expression "near relation" for this purpose shall be interpreted as parent, grand-parent, brother and sister of the soldier.

II.—*Business grounds.*

- (viii.) Proprietor of a one-man business as defined below :

A soldier shall be deemed to be the proprietor of a one-man business, if, for a consecutive period of at least 12 calendar months immediately previous to the date when he first joined the colours for immediate service, he was the sole owner of, and carried on, on his own account, any profession, calling or business for gain.

- (ix.) Son who, through the death of his parent, has become the sole proprietor of a business as defined in, and which has been conducted for a period corresponding to that laid down in, sub-paragraph (viii.) above.
- (x.) Son whose parent is conducting a business as defined in, and which has been conducted for a period corresponding to that laid down in sub-paragraph (viii.) above, and whose health, through strain, is breaking down, the son being right hand man to his parents, and, if not actually, virtually, his parent's partner.

(2.) No such proprietor of a one-man business or assistant to a parent as defined in paragraph 1 (viii.) (ix.) and (x.) shall be released unless each of the three following conditions is fulfilled :—

- (a.) The soldier served with an Expeditionary Force overseas for an aggregate period of not less than 6 calendar months
- (b.) The soldier is over 30 years of age at the date of the application referred to in paragraph 5 below.
- (c.) The resumption or continuance of his, or his parent's business, is jeopardised owing to his absence.

(3.) It is further notified that a release on extreme compassionate grounds shall not be extended to—

- (i.) Soldiers serving on regular engagements whose period of Colour Service has not expired.
- (ii.) Soldiers who volunteered for service in the Armies of Occupation, without reference to the War Office.

This Army Council Instruction was substituted for Army Council Instructions 287 and 421 of 1919, which were cancelled.

59. Owing to the cessation of the period of emergency it was considered that it was no longer possible to retain in active employment any Regular retired officers, unless they held commissions in the Territorial Force or the Special Reserve, and accordingly Army Council Instruction 556 of 1919 was published on 20th September, 1919. This Army Council Instruction provided that all retired officers serving in the United Kingdom were to be sent for demobilization by 15th October, 1919, and all retired officers serving abroad were to be despatched to the United Kingdom for demobilization by 1st November, 1919. In cases where it was considered necessary in the interests of the public service to retain temporarily the services of a retired officer beyond the above-mentioned dates, an immediate application for his retention had to be forwarded to the War Office, and such applications would only be approved in cases where the period for which retention was asked was so short as to make it undesirable to train another officer for the appointment.

60. By Army Council Instruction 559 of 1919, published on 25th September, 1919, the following amendments were made to Army Council Instruction 468 of 1919, viz. :—

- (1) If a soldier is on leave from overseas other than from the Army of the Rhine, or France and Flanders, or Russia, and proves to be not demobilizable

under Army Order 55 of 1919, he will be ordered to rejoin his unit overseas on the conclusion of his leave, unless—

- (a.) He is 35 years of age, or will have attained that age before 30th April, 1920.
 - (b.) He is under 18 years of age.
 - (c.) He is serving on a regular normal attestation and has less than one year's Colour service to complete.
 - (d.) He comes under the terms of Army Order 236 of 1919, in which cases he will be ordered to report at the expiration of his leave at his appropriate place of rejoining and posted to a unit at home.
- (2) All soldiers who, while in North Russia have volunteered to remain there after 31st August, 1919, and those who have joined the British Military Mission to General Denikin under the special conditions laid down for that force, and who have been given short leave to the United Kingdom on that account, are to return overseas on conclusion of their leave, in accordance with orders already issued.
- (3) All other soldiers on leave from North Russia and also those on leave from Siberia, will be dealt with as laid down in Army Council Instruction 468 of 1919.

61. In order to open further classes for demobilization the following amendments were made by Army Order 365 of 1919, published on the 17th October, 1919, to Army Order 55 of 1919, as amended by Army Orders 243, 292, 298 and 321 of 1919, viz. :—

- (1) (a.) Delete sub-paragraph (b) of paragraph 3.
 (b.) After sub-paragraph (xv.) of paragraph 3 add the following new sub-paragraphs :—
- (xvi.) All warrant officers, non-commissioned officers and men who joined for continuous service with the Colours prior to the 1st July, 1919, or who have attained the age of 34 years by 30th April, 1919.
 - (xvii.) All warrant officers, non-commissioned officers and men who joined for continuous service with the Colours prior to the 1st July, 1918, or who have attained the age of 32 years by the 30th April, 1919, or who are entitled to wear one wound stripe.
 - (xviii.) All warrant officers, non-commissioned officers and men who joined for continuous service with the Colours on or after 1st July, 1918.
- (2) The programme of despatch for release laid down in paragraph 3 of Army Order 321 of 1919, will now be amplified so that the despatch for the release of all personnel eligible for demobilization under paragraph 3 of Army Order 55 of 1919,* excepting those who have undertaken or are permitted to undertake any further obligation to continue in the service, will be completed as soon as possible, but in any case not later than the dates stated below :—
- (g.) *Seventhly.*—The despatch from their present stations or theatres of all men eligible for demobilization under sub-paragraph (xvi.) of paragraph 3 of Army Order 55 of 1919, to be completed by 1st March, 1920, subject to the necessary transport being available.
 - (h.) *Eighthly.*—The despatch from their present stations or theatres of all men eligible for demobilization under sub-paragraph (xvii.) of paragraph 3 of Army Order 55 of 1919, to be completed by the 15th March, 1920, subject to the necessary transport being available.
 - (i.) *Ninthly.*—The despatch from their present stations or theatres of all men eligible for demobilization under sub-paragraph (xviii.) of paragraph 3 of Army Order 55 of 1919, to be completed by the 1st April, 1920, subject to the necessary transport being available.

* Such warrant officers, non-commissioned officers and men will be despatched from their present station or theatre immediately on the expiration of the period for which they have volunteered, subject to the necessary transport being available. They may be despatched for demobilization at their own request, or compulsorily as soon as their services are no longer required, owing to reduction in establishments or to replacements becoming available from regular or re-enlisted soldiers.

62. (1.) Army Council Instruction No. 2 was published on 1st January, 1920, altering the procedure for dispersal of troops in order to allow of immediate reductions being effected in establishments of dispersal units; the procedure as regards demobilization was varied by said Army Council Instruction as follows:—

Troops serving in the United Kingdom.

(2.) On and after 15th January, 1920, officers and other ranks serving in units in the United Kingdom will not pass through a Dispersal Station, but will be dispersed direct to their homes from their units after the unit has received the demobilization documents through the post from the "Officers' Dispersal Unit, London," or the "Soldiers' Dispersal Unit, London," respectively.

The address of the Officers' Dispersal Unit is Knaresborough House, Knaresborough Place, London, S.W. 5.

The address of the Soldiers' Dispersal Unit is 22, Warwick Square, London, S.W. 1.

(3.) In the case of *officers*, the procedure will be as follows:—

(a.) The Unit Commander will cause the officer to be medically examined in accordance with paragraph 743, Army Demobilization Regulations, and will forward Army Form Z 22 to the Secretary, War Office (F. 3, Cornwall House, Stamford Street, S.E. 1).

(b.) The Unit Commander will also cause the following certificates to be prepared —

Dispersal Certificate, Army Form Z 1.

Allowance Certificate, Army Form Z 41.

Clearance Certificate, Army Form Z 42 or Z 42A.

Officers Commanding Units *in the United Kingdom* will ensure that each officer, when his Dispersal Certificate is made out, is questioned to ascertain whether he belongs to any of the following categories:—

(i.) *Previously dispersed since 11th November, 1918.*

(ii.) *Previously gazetted out since 11th November, 1918.*

(iii.) *Not serving in the Army on 11th November, 1918.*

Where applicable, the appropriate heading (as shown in italics) will be endorsed in red ink on the top of the Dispersal Certificate.

(c.) The Unit Commander, after detaching the two counterfoils of the Dispersal Certificate, Army Form Z 1 will forward the remainder of the Dispersal Certificate to the Commandant, Officers' Dispersal Unit, London, and will dispose of the counterfoils as directed on the form.

(d.) On receipt of Army Form Z 1 the Commandant, Officers' Dispersal Unit, London, will cause a Protection Certificate, Army Form Z 3, to be prepared in triplicate. The "date of dispersal" entered on the Protection Certificate will be a date *three* days later than the date of *despatch* of the Protection Certificate from London, the Commandant, Officers' Dispersal Unit, London, will then dispose of the three copies of the Protection Certificate, as under:—

Send one copy to the Unit Commander.

Send one copy to the Secretary, War Office (M.S. 6).

Send one copy to the Agents or Command Paymaster concerned.

(e.) On receipt of the Protection Certificate the Unit Commander will demobilize the officer on the date preceding that entered on the Protection Certificate as the "date of dispersal." The Allowance Certificate, Army Form Z 41, will be stamped with the orderly room stamp of the unit, and will be dated for the same date as the "date of dispersal" on the Protection Certificate.

(f.) When leaving his unit on demobilization the officer will forward his Allowance Certificate, Army Form Z 41, to the Command Paymaster from whom he draws his allowances and his Clearance Certificate, Army Form Z 42 or 42A, to the Agents or Command Paymaster from whom he draws pay.

(g.) Army Book 471 (Demobilization and Civil Employment Officer's Booklet) and a Demobilization Ration Book will be issued to each officer by his unit on demobilization.

(h.) If, owing to sickness or other casualty, the officer cannot be demobilized on the date originally intended, the Unit Commander will destroy the Protection Certificate, or, if the delay is only of a temporary nature, will amend the "date of dispersal" shown on the Protection Certificate. In either case the Unit Commander will be responsible for notifying the Secretary, War Office (M.S. 6), the Secretary, War Office (Mob. XI), Park Buildings, St. James's Park, London, S.W. 1, and the Agents or Paymaster concerned, of any such cancellation or amendments of date of dispersal, with an explanation of the cause.

(4) In the case of *soldiers*, the procedure will be as follows:—

(a.) The Unit Commander will cause the soldier to be medically examined in accordance with paragraph 743, Army Demobilization Regulations, and will forward Army Form Z 22 to the Officer in charge of Records concerned.

(b.) The Unit Commander will also cause the following Army Forms to be prepared:—

Dispersal Certificate, Army Form Z 10 (duplicate copy not required).

Plain Clothes Voucher, Army Form Z 44.

Army Form O 1809z (except where the soldier is paid on the Acquittance Roll and Pay Book).

Certificate of Employment, whilst in the Army (Army Form Z 18), to be disposed of as directed in paragraph 706, Army Demobilization Regulations.

In the case of a soldier belonging to one of the following categories:—

(i.) *Previously dispersed since 11th November, 1918,*

(ii.) *Previously discharged since 11th November, 1918,*

(iii.) *Not serving in the Army on 11th November, 1918,*

the Officer Commanding his Unit will record the appropriate heading (as shown in italics) in red ink on the top of the Soldier's Dispersal Certificate (Army Form Z 10).

(c.) The Unit Commander, after detaching the counterfoil of the Dispersal Certificate, will forward the remainder of Army Form Z 10 to the Commandant, Soldiers' Dispersal Unit, London, accompanied by Army Form Z 44 and Army Form O 1809z, where necessary (*see* paragraph 4 (e)). In the case of the latter, any charges incurred (*e.g.*, barrack damages) after the date of its despatch will be immediately notified by the Unit Commander direct to the Fixed Centre Paymaster concerned, the documents being headed in *red ink* "Demobilized Soldier."

(d.) On receipt of the Dispersal Certificate, Army Form Z 10, the Commandant, Soldiers' Dispersal Unit, London, will cause a Protection Certificate, Army Form Z 11, to be prepared in quadruplicate. The "date of dispersal" entered on the Protection Certificate will be a date *three* days later than the date of *despatch* of the Protection Certificate from London. The Commandant, Soldiers' Dispersal Unit, London, will then dispose of the four copies of the Protection Certificate, Army Form Z 11, as under:—

Send copy No. 1 to the Soldiers' Unit Commander.

Hand copy No. 2 to the Dispersal Paymaster for transmission to the Fixed Centre Paymaster concerned.

Send copy No. 3 to the Officer i/c Records concerned.

Retain copy No. 4 for reference.

The Commandant, Soldiers' Dispersal Unit, London, will also attach a stamped Greatcoat Voucher, Army Form Z 50, to No. 1 copy of the Protection Certificate.

(e.) Subsequent to the date of despatch of the documents referred to in paragraph 4 (c) (*see* also paragraph 5), the Unit Commander will—

(i.) Issue a Dispersal Advance of pay of 3*l.* as follows:—1*l.* on the normal pay day and 2*l.* on the day the soldier leaves his unit for demobilization. If the date of dispersal falls on the normal pay day the soldier will receive the 3*l.* Separate receipts should be obtained from the soldiers for the

dispersal advances. The receipts should support the charges in the accounts of the Unit Commander. Under no circumstances is the soldier to receive more than 3*l.* from the Unit Commander after the Army Form O 1809z has been rendered. The Fixed Centre Paymaster will be responsible for transmitting further payments to the soldier on demobilization. The Army Form O 1809z will clearly show the cash issues made to the soldier up to the date of despatch of the Dispersal Certificate, &c., as well as the 3*l.* Dispersal Advance. *The latter will, however, be shown separately in all cases.* In cases where the soldier is in receipt of family allowance the usual issue of the allowance will be made on the normal pay day in addition to the 1*l.* (or 3*l.*) advance of pay. The last day for which family allowance will be issued by the Unit Commander will be shown on Army Form O 1809z.

- (ii.) Demobilize the soldier on the date preceding that entered on the Protection Certificate as the "date of dispersal," handing him—
- No. 1 copy of the Protection Certificate (Army Form Z 11). The soldier's receipt for the dispersal advances should be inserted in No. (1) copy of the certificate and the reference to an advance of 2*l.* should be amended to 3*l.*
 - Army Form Z 50 (Greatcoat Voucher).
 - Army Book 472 (Soldiers' Booklet).
 - Demobilization Ration Book.
 - Army Form Z 18 (Certificate of Employment whilst in the Army).
- (iii.) Give the soldier the unexpended portion (if any) of the day's ration.
- (iv.) Inform him that he will obtain an Out-of-Work Donation Policy on presentation of his Protection Certificate at his local Employment Exchange.

(5.) With reference to paragraph 4 (c) above, the Unit Commander will post the Dispersal Certificate and other documents to London *six* days prior to the date on which it is intended the individual shall leave his unit on demobilization. Thus, for personnel who are for dispersal on 15th January, 1920, the Dispersal Certificates will be despatched to London on 9th January. Protection Certificates will then be posted from London in sufficient time to enable the unit to issue them on 15th January. The "date of dispersal" shown on the Protection Certificate will, however, be 16th January, as it is desirable that the individual shall be able to reach his home before his demobilization furlough begins; but where documents are sent incomplete to the Commandant, Soldiers' Dispersal Unit, London, they will be returned to the Unit Commander for fresh forms to be compiled, the intended date of dispersal being fixed 6 days from the date the *new* documents are despatched.

(6.) If, owing to sickness or other casualty, the soldier cannot be demobilized on the date originally fixed, the Unit Commander will send the Protection Certificate to the Secretary, War Office (Mob. XI.), Park Buildings, St. James's Park, London, S.W. 1, endorsed in red ink as follows:—"Cancelled (with reason)," *e.g.*, "(admitted to Hospital)." He will immediately notify the Fixed Centre Paymaster, the Officer i/c Records and the Commandant, Soldiers' Dispersal Unit, London, of such cancellation, with an explanation of the cause. When a Protection Certificate has been cancelled, a new Dispersal Certificate, new Army Form O 1809z, and a new Army Form Z 44, must be sent to the Commandant, Soldiers' Dispersal Unit, London, before another Protection Certificate can be issued by him.

Troops Serving Overseas.

(7.) On 15th January, 1920, the Dispersal Units at Prees Heath, Ripon and Fovant was disbanded, but a small Rest Camp Unit was substituted at Prees Heath and at Fovant.

On and after that date, dispersal drafts for Dispersal Areas IX. (a), IX. (b), X. (a), X. (b) and X. (c), will be sent to Purfleet Dispersal Station as heretofore. Dispersal

drafts for dispersal areas other than those mentioned above, if disembarking at Devonport or Southampton, will be sent to Fovant Rest Camp, and if disembarking at Liverpool, will be sent to Prees Heath Rest Camp. Dispersal drafts disembarking at Dover, Folkestone, or on the Thames will all be sent to Purfleet Dispersal Station, irrespective of the dispersal areas for which the individuals are destined. On arrival at Devonport, Southampton or Liverpool, dispersal drafts for dispersal areas other than IX. (a), IX. (b), X. (a), X. (b), X. (c), will proceed direct to the appropriate Rest Camp. Immediately on arrival at the Rest Camp the original Dispersal Certificates will be collected and handed to an officer detailed by Command Headquarters, who will proceed to London as rapidly as possible, where he will hand in the Officers' Dispersal Certificates to the "Officers' Dispersal Unit, London," and the Soldiers' Dispersal Certificates to the "Soldiers' Dispersal Unit, London."

Protection Certificates will then be prepared and the officers will return immediately to the Rest Camp, where the dispersal drafts will be dispersed to their homes in accordance with paragraph 4 (e) above, the duties of "Unit Commander" being carried out by the Commandant, Rest Camp, except that an advance of 2*l.* only will be made to the soldier by an officer of the Army Pay Department, who will receive Army Book 64, or Army Form O 1809z, as the case may be, and transmit it with his other documents to the Fixed Centre Paymaster concerned. In the event of an officer or soldier becoming a temporary casualty owing to sickness (not involving admission to hospital) or other cause after arrival at the Rest Camp, the Commandant will proceed as directed in paragraph 3 (h), or 6, of the Instruction, whichever is applicable. If necessary the Commandant, Rest Camp, will obtain imprests from the Command Paymaster to enable him to make small cash issues to the men whilst awaiting demobilization. Such cash issues will be accounted for on Acquittance Rolls (or Army Form N 1510) and will be duly recorded in the soldiers Army Book 64 (or on Army Form O 1809z, as the case may be), the "station" and date of advance being clearly shown. In the event of Army Book 64 or Army Form O 1809z not being available, a manuscript form showing the amount advanced will be duly signed by the officer making the advance and attached to the Fixed Centre Paymaster's copy of the Protection Certificate.

The Commandant, Rest Camp, will arrange for any other necessary clerical staff to be furnished by the dispersal drafts. Arms and personal equipment of dispersal drafts will be collected and disposed of at the Rest Camp under arrangements to be made by the Headquarters Commands concerned. Specimen suits of plain clothes will also be provided to enable the soldier to exercise his option on Army Form Z 44 of having a suit of plain clothes or the money allowance of 52*s.* 6*d.* in lieu.

(8.) *Personnel for Repatriation.*—The above instructions are not applicable to personnel who claim repatriation overseas. The latter, whether serving in the United Kingdom, or arriving in the United Kingdom from overseas, will be sent to the Repatriation Centre, Winchester, in accordance with current instructions.

63. Army Council Instruction 63, which was issued on 5th February, 1920, explained to Officers in charge of Records the action which should be taken when it was discovered that a Regular soldier with uncompleted Colour service had been demobilized in error.

64. Army Council Instruction No. 100 was published 20th February, 1920, respecting the issue of civilian clothes to men on dispersal as follows:—

- (1.) With reference to Army Council Instruction 2 of 1920, the following instructions should be followed in the preparation of Army Form Z 44 by Officers Commanding units.
- (2.) Where a special size suit is necessary the instructions already given on Army Form Z 44 should be followed. In ordinary cases it will be sufficient if the height and breast measurements are accurately given.
The breast measurement should be taken close up, under the arms and over the waistcoat.
- (3.) The suits are supplied in one pattern, and in the following colours:—
 - (a.) Blue. (b.) Dark grey. (c.) Light grey. (d.) Dark brown.
 - (e.) Light brown.

- (4.) As it is not practicable to supply units with samples of the suits it will be sufficient if the soldier is asked to make his selection in accordance with paragraph 3.

65. Army Order 98 was published on 29th March, 1920. Part I. dealt with the Termination of Compulsory Service in the Army as follows :—

Abolition of Class Z of the Army Reserve.—1. All soldiers in Class Z of the Army Reserve will be deemed to have been discharged as from the 31st March, 1920. Army Form Z 21 in possession of a Class Z reservist, serving on a duration of the war engagement, will constitute a final discharge certificate (except as provided for in sub-paragraph (b) (ii) of paragraph 415, King's Regulations, as amended by Army Order 384 of 1919, which is republished for information as an Appendix to this Army Order), and the date of discharge will be inserted on that Army Form if returned to the Officer i/c Records by any man who so desires.

Part II. set out arrangements for Termination of Compulsory Service in the Army :—

- (1.) All warrant officers, non-commissioned officers and men serving on duration of war engagements, or who were called up under the Military Service Acts, will be despatched from their present station or theatre by 31st March for demobilization, subject to the necessary transport being available, with the exception of those who—
- (i.) Have deferred their demobilization by volunteering (see paragraph 2);
 - (ii.) Are undergoing hospital treatment;
 - (iii.) Are undergoing sentences of imprisonment or detention (see paragraph 3).
- (2.) Those falling under paragraph 1 (i.) above, that is, warrant officers, non-commissioned officers and men who have volunteered for the Armies of Occupation under Army Order 55 of 1919, or deferred their demobilization (unless any of these have been allowed to extend their service under Army Order 120 or 192 of 1919, or Army Order 8 of 1920, or under Section 78 (1) (c) of the Army Act under War Office instructions), will be dealt with as follows :—
- (i.) Men serving at home will be demobilized on completion of the period for which they volunteered or deferred their demobilization, but in no case later than 31st July, 1920, and will be discharged on completion of demobilization furlough.
 - (ii.) Men serving west of Suez (*i.e.*, in stations from which the voyage does not necessitate a journey through the Suez Canal and Red Sea) will be despatched for demobilization from their present theatre on completion of the period for which they volunteered or deferred their demobilization, but in no case later than 31st July, 1920, and will be discharged on completion of demobilization furlough.
 - (iii.) Men serving east of Suez (*i.e.*, in stations from which the voyage necessitates a journey through the Suez Canal and Red Sea) will be despatched for demobilization from their present theatre on completion of the period for which they volunteered or deferred their demobilization, but in no case later than 30th April, 1920, and will be discharged on completion of demobilization furlough.
- (3.) Those falling under paragraph (1) (iii.) will be dealt with as follows :—

If serving sentences of imprisonment or detention outside the United Kingdom they will, if circumstances do not in the opinion of the General Officer Commanding concerned warrant their release on or before the 31st March, be forthwith committed :—

- (a.) If their offences are of a military nature, to detention barracks in the United Kingdom.
- (b.) If their offences are of a civil nature, to civil prisons in the United Kingdom.

If serving sentences in the United Kingdom they will be dealt with as follows:—

- (c.) If undergoing sentences of imprisonment, their discharge from the Army will be carried out in due course under the King's Regulations.
- (d.) If undergoing sentences of detention they will be dealt with under the Army Demobilization Regulations.

66. Army Council Instruction 230, which was issued on 14th April, 1920, ordered that all officers and other ranks on the strength of units who claimed repatriation overseas should be despatched forthwith to the Repatriation Centre, Morn Hill Camp, Winchester. This centre was broken up on 30th April, 1920, after which all officers and other ranks who claimed immediate repatriation were accommodated at regimental depôts or units while awaiting embarkation.

67. It was notified in Army Council Instruction 287 of 5th May, 1920, that it had been decided that certain officers who came to the United Kingdom during the war, and were granted Regular commissions during the war, might be repatriated to their homes abroad under the general repatriation scheme, subject to certain conditions.

SECTION 2.

STATISTICAL STATEMENT OF RETURNS.

The following Demobilization Report gives the latest available returns up to noon, 12th May, 1920 :—

The number demobilized since 11th November, 1918, to noon, 12th May, 1920, as reported by telegram is—

	Officers.	Other ranks.
Army	162,313	3,592,476
R.A.F.	25,104*	255,919*
Total	<u>187,417</u>	<u>3,848,395</u>

Royal Naval Division (572 officers, 11,887 other ranks) are included in "Army."

The following is the analysis of the total shown below only, and is taken from Dispersal Certificates received by post.

(NOTE.—The "Repatriated from the United Kingdom" now included in Returns A, B, D and E are the numbers that have sailed. Men "awaiting repatriation" are not included.)

ANALYSED RETURNS TO NOON, 12TH MAY, 1920.

(a.) RETURN of Demobilizations by Theatres of War and Commands, including personnel of the Royal Air Force and the Royal Naval Division.

I.—ANALYSED.	Analysed during previous 14 days.		Total to date since 11.11.18.	
	Officers.	Other ranks.	Officers.	Other ranks.
Theatre of War or Command.				
Home Commands (including Hospitals)	301	2,177	72,209	1,553,025
France	197	1,250	51,516	1,351,845
Italy	6	98	2,401	59,977
Salonica	10	31	3,414	85,512
Egypt and Palestine	23	280	6,841	161,144
Mesopotamia	22	28	2,647	68,334
North Russia	4	3	978	13,223
East Africa	1	..	390	3,068
Aden	60	1,598
India	13	36	2,681	63,739
Other Overseas Commands	10	78	938	68,559
Overseas (unclassified Prisoners of War)				
II.—UNANALYSED.				
1. Repatriated from the United Kingdom. { Army	40	25	8,411	19,749
{ R.A.F.	9	6	5,125	3,014
2. Incomplete Dispersal Certificates.. ..	7	..	276	12,819
3. Dispersed (no certificates to be received)	1,293	13,323
4. Discharged	598	1,050	27,027	222,674
5. Discharged from Classes W, W (T), P and P (T) of the Reserve.	143,603
Total { Army.. ..	1,175	4,436	161,103	3,589,803
{ R.A.F.	66	626	25,104	255,903

* These figures do not include personnel returned to unit (see note p. 711.)

NOTE.—The number demobilized to noon, 26th May, 1920, as reported by telegram is—

	Officers.	Other ranks.
Army	163,563	3,595,717
R.A.F.	25,204	256,437
Total... ..	<u>188,767</u>	<u>3,852,154</u>
Grand total	4,040,921

(c.) DISCHARGES from Classes W, W (T), P and P (T) of the Reserve by Industrial Groups.

Industrial Group No.	Other ranks	Industrial Group No.	Other ranks.	Industrial Group No.	Other ranks.	Industrial Group No.	Other ranks.	
1	2,418	12	609	23	1,390	34	1,742	
2	868	13	281	24	42	35	7,103	
3	47,510	14	349	25	1,835	36	11,048	
4	695	15	580	26	21,706	37	7,484	
5	42	16	143	27	1,937	38	764	
6	289	17	156	28	344	39	972	
7	937	18	610	29	207	40	168	
8	542	19	471	30	6,442	41	665	
9	99	20	289	31	1,268	42	750	
10	739	21	507	32	763	43	1,438	
11	450	22	4,500	33	2,696	Unclassified	9,755	
							Total ..	143,603

(d.) RETURN of Demobilizations by Dispersal Areas.

I.—ANALYSED.	Dispersal area.	Analysed during previous 14 days.		Total to date since 11.11.18.	
		Officers.	Other ranks.	Officers.	Other ranks.
Approximate Areas Covered.					
Scotland, North	IA	16	75	3,823	94,766
	IB	8	46	1,656	48,319
Scotland, South	IIA	12	74	4,251	74,269
	IIB	15	118	6,009	129,007
England, North-West	III	39	349	7,622	438,679
Wales	IVA	21	114	5,836	144,367
	IVB	6	66	3,598	123,878
England, North-East	VA	18	84	4,366	143,572
	VB	23	299	7,167	307,978
Lincoln, Leicester, Rutland	VIA	5	85	3,008	86,627
Stafford, Derby and Notts	VIB	17	145	4,939	185,464
Warwick, Worcester, Gloucester, Oxford and Berks.	VII	38	259	8,022	247,091
England, South-West	VIII	61	321	8,983	246,748
Norfolk, Suffolk, Cambridge	IXA	14	144	2,892	96,009
Northampton, Hunts, Buckingham, Bedford, Hertford, Essex.	IXB	36	269	7,746	210,855
Middlesex, London North of Thames	XA	118	516	35,798	372,081
Surrey, London South of Thames	XB	41	167	9,129	129,314
Kent and Sussex	XC	64	558	12,374	261,175
Ireland	XI and XII.	22	152	4,335	82,699
II.—UNANALYSED.					
1. Repatriated from the { Army		40	25	8,411	19,749
United Kingdom. { R.A.F.		9	6	5,125	3,014
2. Incomplete Dispersal Certificates		20	140	2,797	19,945
3. Dispersed (no certificates to be received)	1,293	13,823
4. Discharged		598	1,050	27,027	222,674
5. Discharged from Classes W., W. (T), P. and P. (T) of the Reserve.		143,603
Total { Army		1,175	4,436	161,103	3,589,803
{ R.A.F.		66	626	25,104	255,903

Demobilization.

710

II.—Individuals repatriated from the United Kingdom to Dominions and foreign countries after service in Imperial Forces, &c.

	Reported during previous 14 days.						Reported to date since 11.11.18.					
	Officers.			Other ranks.			Officers.			Other ranks.		
	M.	W.	C.	M.	W.	C.	M.	W.	C.	M.	W.	C.
Army	40	20	17	25	8	9	8,381	2,756	1,319	19,736	2,876	2,131
R.N.D.	30	13	1	13	5	3
Army*	6	2	2	12	4	6	640	621	348	3,113	1,433	1,480
R.A.F.	9	9	2	6	1	..	5,125	746	126	3,014	397	165
Total	55	31	21	48	13	15	14,176	4,136	1,794	25,876	4,711	3,779

* Personnel who claimed repatriation after being demobilized. In reports on pages 706-709 these numbers are included under "Analysed."

(g.) Return of Women Demobilized.

	Demobilized during previous 14 days.		Demobilized from 11.11.18 to date.	
	Officials.	Members.	Officials.	Members.
Q.M.A.A.C.	51	931	38,170
Women's Legion	2,752
Women's Forage Corps	5,060
Nursing Services and V.A.D.	485	..	26,852
Medical Women	46
Women's Royal Air Force	554	29,632
Total	536	1,485	102,562

(h.) Return of numbers Demobilized while on Leave in Countries Overseas (included under Unanalysed (3) in Returns (a), (b), (d) and (e)).

Numbers reported during previous 14 days.		Numbers reported to date since 11.11.18.	
Officers.	Other ranks.	Officers.	Other ranks.
..	..	52	201

(j.) The following shows the number of interviews in the Enquiry Bureau of the Directorate of Mobilization to 12th May, 1920 :—

	Officers.	Other ranks and civilians.
During previous fourteen days	82	..
Total interviewed to date	12,490	69,141

SECTION 3.

DEMOBILIZATION OF THE ROYAL AIR FORCE

TABLE (i).—ROYAL AIR FORCE PERSONNEL DEMOBILIZED (INCLUDING DISCHARGED).

(From 11th November, 1918, to 1st May, 1920.)

	Coal Miners.			Demobilizers and Pivotal Men.			Medical Grounds.			Other Classes (a).			Total.		
	11th Nov., 1918, to 28th April, 1920.	29th, 30th April and 1st May, 1920.	Total.	11th Nov., 1918, to 28th April, 1920.	29th, 30th April and 1st May, 1920.	Total.	11th Nov., 1918, to 28th April, 1920.	29th, 30th April and 1st May, 1920.	Total.	11th Nov., 1918, to 28th April, 1920.	29th, 30th April and 1st May, 1920.	Total.	11th Nov., 1918, to 28th April, 1920.	29th, 30th April and 1st May, 1920.	Grand total.
Officers	1,520	2	1,522	25,327	19	25,346	26,847	21	26,868
Cadets	16,753	..	16,753	16,753	..	16,753
Other ranks	3,339	..	3,339	5,574	..	5,574	8,093	51	8,144	214,688	199	214,887	231,694	250	231,944
(Exclusive of Canada) ..	3,339	..	3,339	5,574	..	5,574	9,613	53	9,666	256,768	218	256,986	275,294	271	275,565*

(a) Under this heading there are included a certain number of demobilizers and pivotal men demobilized through the Air Ministry or through the Discharge Centre, Blandford.

* The above analysis includes personnel who have been returned to the Army or Navy and demobilized by them respectively.

Canada (up to 20th March, 1920):—

Officers	688
Cadets	4,532
Other ranks	5,315

Canadian total ... 10,535

Grand total ... 286,100

Passed through Army Dispersal Stations:—

Officers	6,369
Cadets	5,765
Other ranks...	194,883

ANALYSIS OF PRECEDING FIGURES BY DISPERSAL, &c.

	Officers.	Cadets.	Other ranks.	Total.
Home:—Overseas Commands and Expeditionary Forces—				
Dispersed	17,677	11,155	224,192	253,024
Discharged	1,698		6,815	8,513
Returned to unit (Army or Navy)	2,373	3,526	..	5,899
Repatriated	5,120	2,072	937	8,129
Home total	26,868	16,753	231,944	275,565
Canada—				
Dispersed	568	4,532	5,207	10,307
Returned to unit	120	..	108	228
Canadian total	688	4,532	5,315	10,535
Grand total	27,556	21,285	237,259	286,100

TABLE (ii).—ROYAL AIR FORCE, OTHER RANKS, DISPERSED OR DISCHARGED.
(During the period 11th November, 1918, to 1st May, 1920.)
(Excluding Canada.)

Reason.	Total—		Grand total to 1st May, 1920.
	on 28th April, 1920.	29th, 30th April and 1st May, 1920.	
Demobilizers	564	..	564
Pivotal men	5,010	..	5,010
Release slip men	53,287	..	53,287
Priority group	46,896	26	46,922
Length of service	7,629	..	7,629
Serving pre-war engagement	1,565	..	1,565
Remaining with Colours	1,744	..	1,744
Dispersed direct from hospital	5,147	51	5,198
Repatriated prisoners	94	..	94
Under Z 556	4,385	..	4,385
Other reasons	104,437	172	104,609
Repatriated	936	1	937
Totals	231,694	250	231,944

NOTE.—Under the heading "Other reasons" there are included a certain number of demobilizers and pivotal men demobilized through the Discharge Centre, Blandford.

TABLE (iii).—ROYAL AIR FORCE.
ANALYSIS OF DISPERSALS BY INDUSTRIAL GROUPS.
(Consolidated to 1st May, 1920.)

Industrial Group.	Officers.	Cadets.	Other ranks.	Totals.
1. Agriculture	581	413	5,813	6,807
2. Seamen and fishermen	109	98	1,248	1,455
3. Coal and shale mining	53	144	3,213	3,410
4. Mining other than 3	12	18	210	240
5. Slate mines and quarries	1	1	53	55
6. Quarries other than slate and iron	3	6	136	145
7. Food, drink and tobacco	74	64	3,333	3,471
8. Explosives	19	48	716	783
9. Indiarubber	4	4	472	480
10. Paper and printing	72	72	3,595	3,739
11. Worsted and woollen	26	34	1,144	1,204
12. Cotton	54	33	2,045	2,132
13. Textile dyeing, &c.	16	23	599	638
14. Textile trades other than 11, 12, 13	33	28	1,368	1,429
15. Boot makers	11	24	2,103	2,138
16. Leather tanning	12	23	278	313
17. Leather trades other than 16	19	21	748	788
18. Clothing	49	50	6,118	6,217
19. Sawmilling	18	18	1,639	1,675
20. Furniture	18	13	5,752	5,783
21. Coachbuilders and woodworkers	21	25	2,680	2,726
22. Shipbuilding	10	37	1,996	2,043
23. Iron and steel manufacture	7	17	403	427
24. Tinplate manufacture	5	7	107	119
25. Iron founding and moulding	3	11	737	751
26. Engineering	3,091	2,719	61,670	67,480
27. Metal trades other than 23, 24, 25	89	86	6,411	6,586
28. China, glass and pottery	16	10	539	565
29. Brick and cement	4	9	245	258
30. Building trades (including navvies)	607	224	29,053	29,884
31. Railway workers	78	149	2,180	2,407
32. Dock and wharf labourers	10	15	1,134	1,159
33. Carters (horse)	37	40	2,553	2,630
34. Motor drivers	36	71	6,257	6,364
35. Employees of public authorities	486	327	7,216	8,029
36. General labourers	20	48	4,198	4,266
37. Commercial and clerical	4,387	2,818	35,051	42,256
38. Warehousemen and porters	13	25	1,935	1,973
39. Domestic and personnel	32	34	6,235	6,301
40. Other manufactures and industries	59	43	1,838	1,940
41. Other occupations (except 42 and 43)	640	131	2,163	2,934
42. Professional men	1,199	304	2,282	3,785
43. Students and teachers	4,133	2,498	4,733	11,364
Unclassified	1,510	372	1,992	3,874
Grand Total	17,677	11,155	224,191	253,023
Repatriations to 1st May, 1920 (as ascertained from sailings).	5,120	2,072	937	8,129
Discharged; not to be analysed.. .. .	1,698	..	6,815	8,513
Returned to Army or Navy	2,493	3,526	108	6,127
Demobilized in Canada	568	4,532	5,207	10,307
Not yet analysed..	1	1
Total as per Daily Statement to 1st May, 1920.	27,556	21,285	237,259	286,100

Demobilization of
Royal Air Force.

714

TABLE (iv.).—ROYAL AIR FORCE, SUMMARY OF AGES OF THOSE DISPERSED.
(Consolidated to 1st May, 1920.)

	Officers.	Cadets.	Other ranks.
Numbers whose ages—			
Exceed 55 but do not exceed 60 ..	50	..	253
Exceed 50 but do not exceed 55 ..	110	..	1,726
Exceed 45 but do not exceed 50 ..	292	1	9,739
Exceed 40 but do not exceed 45 ..	694	108	25,199
Exceed 35 but do not exceed 40 ..	1,166	81	30,171
Exceed 30 but do not exceed 35 ..	1,619	221	33,707
Exceed 25 but do not exceed 30 ..	3,204	1,268	34,396
Exceed 20 but do not exceed 25 ..	5,344	3,311	47,853
Aged 19 to 20 but do not exceed 20 ..	3,870	6,081	34,392
Under 19 years	639	19	5,239
Not stated	689	65	1,516
Total	17,677	11,155	224,191
Repatriations to 1st May, 1920 (as ascertained from sailings).	5,120	2,072	937
Discharged; not to be analysed	1,698	..	6,815
Returned to Army or Navy	2,493	3,526	108
Demobilized in Canada	568	4,532	5,207
Not yet analysed	1
Total as per daily statement to 1st May, 1920.	27,556	21,285	237,259

TABLE (v.).—ANALYSIS OF DISPERSALS BY THEATRES OF WAR OR COMMANDS.
(Consolidated to 1st May, 1920.)

	Officers.	Cadets.	Other ranks.
10. France	1,555	59	41,932
11. Italy	43	27	1,754
12. Salonica	22	2	753
13. Egypt and Palestine	255	294	6,112
14. Mesopotamia	12	..	979
15. Russia	29	12	1,127
16. East Africa	13	3	80
17. Aden	2	..	50
20. China	6	1	65
21. Gibraltar	2	1	64
22. India	17	1	690
24. Malta	18	1	717
30. West Africa	3	14
41. Canada	573	4,533	5,608
42. Mediterranean	31	16	2,267
Air Ministry	3,417
50. South-Eastern	5,427	6,677	66,495
51. South-Western	2,165	2,164	37,307
52. Midland	1,268	1,080	19,187
53. North-Eastern	547	254	9,950
54. North-Western	1,034	334	13,517
55. Ireland	420	206	3,799
56. Grand Fleet	146	9	1,649
63. Halton	37	3	3,379
64. Southern Area	220	1	5,796
65. Northern Area	212	1	3,161
66. Coastal Area	83	..	1,171
67. Western Area	1	..	433
68. Eastern Area	145
Unclassified	690	5	1,197
Total	18,245	15,687	229,398
Repatriations to 1st May, 1920 (as ascertained from sailings).	5,120	2,072	937
Discharged (not to be analysed)	1,698	..	6,815
Returned to Army or Navy	2,493	3,526	108
Not yet analysed	1
Total as per daily statement to 1st May, 1920.	27,556	21,285	237,259

PART XXVI.

LIST OF PUBLISHED DESPATCHES ON MILITARY OPERATIONS
DURING THE GREAT WAR.

Date of despatch.	Published in the <i>London Gazette</i> .	
	No.	Date.
<i>Cameroons</i> (Commander-in-Chief)— 1st March, 1916	29604	31st May, 1916.
<i>Dardanelles</i> — 20th May, 1915	29217	6th July, 1915.
26th August, 1915	29303	20th September, 1915.
11th December, 1915	29429	6th January, 1916.
6th March, 1916	29541	10th April, 1916.
<i>East Africa</i> (Commander-in-Chief)— 30th April, 1916	29630	20th June, 1916.
27th October, 1916	29906	17th January, 1917.
28th February, 1917	30026	18th April, 1917.
30th May, 1917	30447	27th December, 1917.
21st January, 1918	30611	5th April, 1918.
30th September, 1918	31069	16th December, 1918.
20th January, 1919	31310	26th April, 1919.
22nd May, 1919	31696	18th December, 1919.
<i>Egypt and Palestine</i> (Commander-in-Chief)— 16th February, 1915.. .. .	29632	21st June, 1916.
1st June, 1916	29763	25th September, 1916.
1st October, 1916	29845	1st December, 1916.
1st March, 1917	30169	6th July, 1917.
28th June, 1917	30391	20th November, 1917.
16th December, 1917	30492	25th January, 1918.
18th September, 1918	30994	6th November, 1918.
31st October, 1918	31087	30th December, 1918.
28th June, 1919	31498	11th August, 1919.
13th August, 1919	31767	4th February, 1920.
<i>France</i> (Commander-in-Chief)— 7th September, 1914.. .. .	28897	9th September, 1914.
17th September, 1914	28942	19th October, 1914.
8th October, 1914	28942	19th October, 1914.
20th November, 1914	28989	30th November, 1914.
5th December, 1914 (Antwerp)	28996	5th December, 1914.
2nd February, 1915	29069	16th February, 1915.
5th April, 1915	29128	14th April, 1915.
15th June, 1915	29225	10th July, 1915.
15th October, 1915	29347	1st November, 1915.
31st July, 1916	29716	18th August, 1916.
19th May, 1916	29599	29th May, 1916.
23rd December, 1916	29884	29th December, 1916.
31st May, 1917	30140	19th June, 1917.
25th December, 1917	30462	4th January, 1918.
20th February, 1918	30554	1st March, 1918.
20th July, 1918	30963	18th November, 1918.
21st December, 1918	31111	7th January, 1919.
21st March, 1919 (advance into Germany)	31283	10th April, 1919.
<i>Home Forces</i> (Commander-in-Chief)— 31st December, 1916	29914	23rd January, 1917.
<i>India</i> (Commander-in-Chief)— 9th March, 1916	29652	4th July, 1916.
23rd July, 1917	30360	31st October, 1917.
11th January, 1918	30629	13th April, 1918.
20th August, 1918	31031	26th November, 1918.
13th September, 1918	31235	17th March, 1919.
19th March, 1919	31476	29th July, 1919.
1st November, 1919 (Afghan operations)	31823	15th March, 1920.
29th September, 1919	32007	5th August, 1920.
1st August, 1920 (Waziristan)	32156	8th December, 1920.

Date of despatch.	Published in the <i>London Gazette</i> .	
	No.	Date.
<i>Irish Rebellion (1916)</i> — 29th May, 1916	29676	21st July, 1916.
<i>Italy, British Forces in (Commander-in-Chief)</i> — 9th March, 1918	30626	12th April, 1918.
14th September, 1918	30966	22nd October, 1918.
15th November, 1918	31049	4th December, 1919.
<i>Mesopotamia (Commander-in-Chief)</i> — 1st January, 1916	29536	5th April, 1916.
17th January, 1916	29576	10th May, 1916.
15th January, 1916	29685	27th July, 1916.
12th August, 1916	29782	12th October, 1916.
27th August, 1916	29823	14th November, 1916.
10th April, 1917	30176	10th July, 1917.
15th October, 1917	30469	10th January, 1918.
15th April, 1918	30874	29th August, 1918.
1st October, 1918	31192	20th February, 1919.
1st February, 1919	31287	11th April, 1919.
12th November, 1919	31813	8th March, 1920.
17th January, 1920	32379	5th July, 1921.
23rd August, 1920		
8th November, 1920		
<i>Nyasaland Protectorate</i> — 1st November, 1915	29692	3rd August, 1916.
30th April, 1917	30305	25th September, 1917.
<i>Rhodesian Forces</i> — 10th March, 1917	30182	13th July, 1917.
<i>Russia</i> — Seven despatches, covering period May, 1918, to October, 1919	31850	6th April, 1920.
<i>Salonica Army</i> — 8th October, 1916	29851	6th December, 1916.
1st October, 1917	30380	14th November, 1917.
1st December, 1918	31139	21st January, 1919.
19th September, 1919	31600	15th October, 1919.
<i>Somaliland Protectorate</i> — 20th February, 1915	29690	2nd August, 1916.
<i>Soudan (Sirdar)</i> — 8th August, 1916	29800	25th October, 1916.
17th April, 1917	30102	29th May, 1917.
25th June, 1917 } (Hedjaz despatches)	31690	15th December, 1919.
15th June, 1918 }		
26th February, 1919 (general review of events, 1914 to 1918) ..	31358	27th May, 1919.
<i>Tsingtau (Commander-in-Chief)</i> — 9th October, 1914	29601	30th May, 1916.
<i>Turkey</i> — Events in, November, 1918, to August, 1920	32184	7th January, 1921.

PART XXVII.

TIMBER SUPPLY FOR WAR REQUIREMENTS.

At the beginning of the war the supply of timber for war requirements devolved upon the Office of Works. In the autumn of 1915, when it was found necessary to supplement the supply from Home sources, the Home-Grown Timber Committee was appointed under the Board of Agriculture for the purpose of assisting in the supply of timber for war purposes in France.

Early in 1917, in view of the restriction of tonnage and the consequent necessity for a large measure of control, the Home-Grown Timber Committee was merged with the appropriate staff of the Office of Works in the Directorate of Timber Supplies under the War Office, until May, 1917, when it was transferred to the Board of Trade as the Timber Supplies Department, under a Controller.

The following table shows the imports of foreign wood and the production of home-grown timber :—

Year.	Imports.—Loads.	Production of home-grown timber (estimated).
	(50 cubic feet).	Tons (50 cubic feet).
1913	11,589,811	900,000
1914	8,432,646	900,000
1915	7,665,524	900,000
1916	6,318,872	1,000,000
1917	2,875,143	3,000,000
1918 (estimated).	2,400,000	4,250,000

The estimated requirements for the year 1918 are—

Government	...	1,005,576 standards (165 cubic feet) sawn timber.
Civil	...	222,000
Collieries	...	3,000,000 tons (50 cubic feet) mining timber.

Labour.—The labour employed in the service of the Department on 1st November, 1918, was as follows :—

British	8,296
Canadian Forestry Corps	7,160
Newfoundland Forestry Corps	429
New Englanders	(ceased working.)
Portuguese	2,288
Finns	940
Prisoners of war	3,695
Miscellaneous	410
Women cutters and measurers	1,683
			Total	...	24,901

The Canadian Forestry Corps working in Great Britain consists of 40 companies of about 179 men each, under the command of Brigadier-General A. McDougall, C.B. The first draft landed on 28th April, 1916. The corps is well equipped with first class mills, and plays a very important part in the production of timber. Attached labour includes 342 Portuguese, 283 Danes and 1,397 German prisoners of war.

The Newfoundland Forestry Corps commenced operations in July, 1917, in Scotland.

The New England saw-mill units are a civil organization equipped and fitted out with mills and transport by public subscription in the New England States. They commenced operations in Scotland in July, 1917, and finished in July, 1918.

Timber Supply.

718

Transport.—On 1st June, 1918, the Department owned 946 horses and 203 lorries and wagons, excluding those employed by the Canadian Forestry Corps.

Sawmills.—The number of Departmental mills established on 1st June, 1918, was:—

Departmental	227
Canadian Forestry Corps	42
New England	10
Newfoundland	1
Total	280

Production by the Department.

Year.	Tons (50 cubic feet).
1916	250,000
1917	500,000
1918	1,000,000 (estimated).

The production by the Trade is estimated for the year 1918 at about 3,500,000 tons, showing an enormous increase on that of pre-war days, and is capable of still further expansion if greater facilities could be given in respect of skilled labour and transport.

Acquisitions of Standing Timber by the Department up to 30th November, 1918.

England and Wales	99,000,000 cubic feet.
Scotland	43,000,000 "
Ireland	4,700,000 "
	146,700,000

In August, 1918, the Canadian Forestry Corps operating in France under the Directorship of Lord Lovat comprised 11,500 Canadians, with 7,766 attached labourers. They are equipped with machinery of their own type.

Note.—The Timber control was discontinued on 31st March, 1919.

PART XXVIII.

ARMISTICES.

(i.) TERMS OF ARMISTICE WITH BULGARIA.

(Signed 29th September, 1918.)

MILITARY CONVENTION REGULATING THE CONDITIONS OF THE SUSPENSION OF HOSTILITIES BETWEEN THE ALLIED POWERS AND BULGARIA, WHICH CAME INTO FORCE AT 1200 HOURS ON 30TH SEPTEMBER, 1918.

1. Immediate evacuation, in accordance with a scheme to be evolved, of all the occupied territories in Greece and Serbia. From this territory neither cattle, grain nor supplies of any sort will be removed. No damage will be caused upon evacuation. The Bulgarian authorities will continue to administer those parts of Bulgaria actually in the occupation of the Allies.

2. Immediate demobilization of the whole Bulgarian Army, except for a group of all arms which will be maintained in a fit condition for action, and will comprise three divisions, each of 16 battalions, and four cavalry regiments, which will be employed as follows :—

Two divisions for the defence of the eastern frontier of Bulgaria and the Dobrudja, and one division to guard the railways.

3. Depôts will be established at points to be indicated by the High Command of the Armée d'Orient, of arms, munitions and military vehicles belonging to the demobilized units, which material will afterwards be put into store by the Bulgarian authorities under the supervision of the Allies. The horses will also be handed over to the Allies.

4. Return to Greece of the material of the 4th Greek Army Corps taken from the Greek Army on the occupation of Eastern Macedonia in so far as it has not been sent to Germany.

5. The Bulgarian troops which are now west of the longitude of Uskub and belong to the XI German Army, will lay down their arms and will be considered until further orders as prisoners of war. Officers will retain their arms.

6. The employment until the conclusion of peace of Bulgarian prisoners of war in the east without the reciprocal rights as regards prisoners of war belonging to the Allied forces. These latter will be handed over without delay to the Allied authorities and deported civilians will be absolutely free to return to their homes.

7. Germany and Austria-Hungary will be given a period of 4 weeks in which to withdraw their troops and military authorities from Bulgaria. Within the same period the diplomatic and consular representatives of the Central Powers and their nationals will quit the territory of the Bulgarian kingdom. The orders for the cessation of hostilities will be given by the signatories of this Convention.

SECRET ARTICLES.

1. The eventual passage of the Allied military forces through Bulgarian territory, as well as the use of railways, roads, waterways and ports will be the subject of a special convention between the Bulgarian Government and the High Command of the Army of the East. The negotiations to this effect will begin immediately, within a period of 8 days at the most. They will also deal with the control of the telephones, telegraphs and wireless stations.

2. A certain number of strategic points will be occupied in the interior of Bulgarian territory by the Great Allied Powers. The occupation will be provisional and will serve purely as a guarantee; it will not give rise to coercion or arbitrary requisitioning. The Commander-in-Chief of the Allied Armies gives the assurance that, except under special circumstances, Sofia will not be occupied.

3. The Commander-in-Chief reserves to himself the right to insist on the absolute cessation of all relations between Bulgaria and her former Allies, in case of necessity.

4. The opening of Bulgarian ports to Allied and neutral vessels.

(ii.) TERMS OF ARMISTICE WITH TURKEY.

(Signed 30th October, 1918. Came into force 31st October, 1918.)

Conditions of an armistice agreed to and concluded between—

Vice-Admiral the Honourable Sir Somerset Arthur Gough-Calthorpe, British
Commander-in-Chief of the Mediterranean Station, acting under authority
from the British Government, in agreement with their Allies,

and

His Excellency Raouff Bey, Turkish Minister of Marine,
His Excellency Rechad Hikmet Bey, Turkish Under-Secretary for Foreign Affairs,
Lieutenant-Colonel Saadullah Bey, Turkish General Staff, acting under authority
from the Turkish Government.

1. Opening of Dardanelles and Bosphorus and secure access to the Black Sea. Allied occupation of Dardanelles and Bosphorus forts.
2. Positions of all minefields, torpedo-tubes, and other obstructions in Turkish waters to be indicated, and assistance given to sweep or remove them as may be required.
3. All available information as to mines in the Black Sea to be communicated.
4. All Allied prisoners of war and Armenian interned persons and prisoners to be collected in Constantinople and handed over unconditionally to the Allies.
5. Immediate demobilization of the Turkish Army, except for such troops as are required for surveillance of frontiers and for the maintenance of internal order. Number of effectives and their disposition to be determined later by the Allies after consultation with the Turkish Government.
6. Surrender of all war vessels in Turkish waters, or in waters occupied by Turkey. These ships to be interned at such Turkish port or ports as may be directed, except such small vessels as are required for police or similar purposes in Turkish territorial waters.
7. The Allies to have the right to occupy any strategic points in the event of any situation arising which threatens the security of the Allies.
8. Free use by Allied ships of all ports and anchorages now in Turkish occupation, and denial of their use by enemy. Similar conditions to apply to Turkish mercantile shipping in Turkish waters for purposes of trade and demobilization of the army.
9. Use of all ship repair facilities at all Turkish ports and arsenals.
10. Allied occupation of the Taurus tunnel system.
11. Immediate withdrawal of Turkish troops from North-west Persia to behind the pre-war frontier has already been ordered, and will be carried out. Part of Transcaucasia has already been ordered to be evacuated by Turkish troops, the remainder to be evacuated if required by the Allies after they have studied the situation there.
12. Wireless telegraph and cable stations to be controlled by the Allies, Turkish Government messages excepted.
13. Prohibition to destroy any naval, military, or commercial material.
14. Facilities to be given for the purchase of coal, oil-fuel, and naval material from Turkish sources after the requirements of the country have been met. None of the above material to be exported.
15. Allied Control Officers to be placed on all railways, including such portions of Transcaucasian railways now under Turkish control, which must be placed at the free and complete disposal of the Allied authorities, due consideration being given to the needs of the population. This clause to include Allied occupation of Batum. Turkey will raise no objection to the occupation of Baku by the Allies.
16. The surrender of all garrisons in Hejaz, Assir, Yemen, Syria, and Mesopotamia to the nearest Allied Commander and the withdrawal of troops from Cilicia, except those necessary to maintain order, as will be determined under Clause 5.

**Terms of Armistice.
Turkey.**

17. Surrender of all Turkish officers in Tripolitania and Cyrenaica to the nearest Italian garrison. Turkey guarantees to stop supplies and communication with these officers if they do not obey the order to surrender.

18. Surrender of all ports occupied in Tripolitania and Cyrenaica, including Misurata, to the nearest Allied garrison.

19. All Germans and Austrians, naval, military and civilian, to be evacuated within one month from Turkish dominions. Those in remote districts as soon after as may be possible.

20. Compliance with such orders as may be conveyed for the disposal of the equipment, arms, and ammunition, including transport, of that portion of the Turkish Army which is demobilized under Clause 5.

21. An Allied representative to be attached to the Turkish Ministry of Supplies in order to safeguard Allied interests. This representative to be furnished with all information necessary for this purpose.

22. Turkish prisoners to be kept at the disposal of the Allied Powers. The release of Turkish civilian prisoners and prisoners over military age to be considered.

23. Obligation on the part of Turkey to cease all relations with the Central Powers.

24. In case of disorder in the six Armenian vilayets the Allies reserve to themselves the right to occupy any part of them.

25. Hostilities between the Allies and Turkey shall cease from noon, local time, on Thursday, 31st October, 1918.

Signed in duplicate on board His Britannic Majesty's ship "Agamemnon," at Port Mudros, Lemnos, the 30th October, 1918.

(iii.) TERMS OF ARMISTICE WITH AUSTRIA-HUNGARY.
(Signed 3rd November, 1918; came into force 4th November, 1918.)

MILITARY CLAUSES.

1. The immediate cessation of hostilities by land, sea and air.
2. Total demobilization of the Austro-Hungarian Army and immediate withdrawal of all Austro-Hungarian forces operating on the front from the North Sea to Switzerland. Within Austro-Hungarian territory, limited as in Clause 3 below, there shall only be maintained as an organized military force a maximum of twenty divisions, reduced to pre-war peace effectives. Half the Divisional, Corps and Army artillery and equipment shall be collected at points to be indicated by the Allies and United States of America for delivery to them, beginning with all such material as exists in the territories to be evacuated by the Austro-Hungarian forces.

3. Evacuation of all territories invaded by Austria-Hungary since the beginning of war. Withdrawal within such periods as shall be determined by the Commander-in-Chief of the Allies forces on each front of the Austro-Hungarian Armies behind a line fixed as follows:—

From Piz Umbrail to the north of the Stelvio it will follow the crest of the Rhaetian Alps up to the sources of the Adige and the Eisack, passing thence by Mounts Reschen and Brenner and the heights of Oetz and Ziller; the line thence turns south, crossing Mount Toblach, and meeting the present frontier of the Carnic Alps. It follows this frontier up to Mount Tarvis, and after Mount Tarvis the watershed of the Julian Alps by the Col of Predil, Mount Manhart, the Tricorno (Teroglou), and the watershed of the Cols di Podbordo, Podlanischan, and Idria. From this point the line turns south-east towards the Schneeberg, excluding the whole basin of the Save and its tributaries; from the Schneeberg it goes down towards the coast in such a way as to include Castua, Mattuglie, and Volosca in the evacuated territories.

It will also follow the administrative limits of the present province of Dalmatia, including to the north Lisarica and Tribanj, and to the south territory limited by a line from the shore of Cape Planka to the summits of the watershed eastwards, so as to include in the evacuated area all the valleys and watercourses flowing towards Sebenico, such as the Cicola, Kerka, Butisnica, and their tributaries. It will also include all the islands in the north and west of Dalmatia. From Premuda, Selve, Ulbo, Scherda, Maon, Pago, and Puntadura in the north up to Meleda in the south, embracing Sant' Andrea, Busi, Lissa, Lesina, Tercola, Curzola, Cazza, and Lagosta, as well as the neighbouring rocks and islets and Pelagosa, only excepting the islands of Great and Small Zirona, Bua, Solta, and Brazza.

All territories thus evacuated will be occupied by the troops of the Allies and of the United States of America.

All military and railway equipment of all kinds (including coal), belonging to or within these territories, to be left *in situ*, and surrendered to the Allies according to special orders given by the Commanders-in-Chief of the forces of the Associated Powers on the different fronts. No new destruction, pillage, or requisition to be done by enemy troops in the territories to be evacuated by them and occupied by the forces of the Associated Powers.

4. The Allies shall have the right of free movement over all road and rail and waterways in Austro-Hungarian territory, and of the use of the necessary Austrian and Hungarian means of transportation. The Armies of the Associated Powers shall occupy such strategic points in Austria-Hungary at such times as they may deem necessary to enable them to conduct military operations or to maintain order. They shall have the right of requisition on payment for the troops of the Associated Powers wherever they may be.

5. Complete evacuation of all German troops within fifteen days, not only the Italian and Balkan fronts, but from all Austro-Hungarian territory. Internment of all German troops which have not left Austria-Hungary within that date.

6. The administration of the evacuated territories of Austria-Hungary will be entrusted to the local authorities under the control of the Allied and Associated Armies of Occupation.

7. The immediate repatriation without reciprocity of all Allied prisoners of war and interned subjects, and of civil populations evacuated from their homes, on conditions to be laid down by the Commanders-in-Chief of the forces of the Associated Powers on the various fronts.

8. Sick and wounded who cannot be removed from evacuated territory will be cared for by Austro-Hungarian *personnel* who will be left on the spot with the medical material required.

NAVAL CONDITIONS.

1. Immediate cessation of all hostilities at sea, and definite information to be given as to the location and movements of all Austro-Hungarian ships. Notification to be made to neutrals that freedom of navigation in all territorial waters is given to the Naval and Mercantile Marines of the Allied and Associated Powers, all questions of neutrality being waived.

2. Surrender to the Allies and United States of America of fifteen Austro-Hungarian submarines, completed between the years 1910 and 1918, and of all German submarines which are in or may hereafter enter Austro-Hungarian territorial waters. All other Austro-Hungarian submarines to be paid off and completely disarmed, and to remain under the supervision of the Allies and United States of America.

3. Surrender to the Allies and United States of America, with their complete armament and equipment, of three battleships, three light cruisers, nine destroyers, twelve torpedo boats, one minelayer, six Danube monitors, to be designated by the Allies and the United States of America. All other surface warships (including river craft) are to be concentrated in Austro-Hungarian naval bases to be designated by the Allies and the United States of America, and are to be paid off and completely disarmed and placed under the supervision of the Allies and United States of America.

4. Freedom of navigation to all warships and merchant ships of the Allied and Associated Powers to be given in the Adriatic and up the river Danube and its tributaries in the territorial waters and territory of Austria-Hungary. The Allies and Associated Powers shall have the right to sweep up all minefields and obstructions, and the positions of these are to be indicated. In order to ensure the freedom of navigation on the Danube, the Allies and the United States of America shall be empowered to occupy or to dismantle all fortifications or defence works.

5. The existing Blockade conditions set up by the Allied and Associated Powers are to remain unchanged, and all Austro-Hungarian merchant ships found at sea are to remain liable to capture, save exceptions which may be made by a Commission nominated by the Allies and United States of America.

6. All Naval aircraft are to be concentrated and immobilized in Austro-Hungarian bases to be designated by the Allies and United States of America.

7. Evacuation of all the Italian coasts and of all ports occupied by Austria-Hungary outside their national territory, and the abandonment of all floating craft, naval materials, equipment, and materials for inland navigation of all kinds.

8. Occupation by the Allies and the United States of America of the land and sea fortifications and the islands which form the defences and of the dockyards and arsenal at Pola.

9. All merchant vessels held by Austria-Hungary belonging to the Allies and Associated Powers to be returned.

10. No destruction of ships or of materials to be permitted before evacuation, surrender, or restoration.

11. All naval and mercantile marine prisoners of war of the Allied and Associated Powers in Austro-Hungarian hands to be returned without reciprocity.

(iv.) CONDITIONS OF THE ARMISTICE CONCLUDED WITH GERMANY.
(Signed 11th November, 1918.)

A.—CLAUSES RELATING TO THE WESTERN FRONT.

1. Cessation of hostilities by land and in the air six hours after the signing of the Armistice (viz., at 11 a.m. 11th November, 1918).

2. Immediate evacuation of the invaded countries—Belgium, France, Luxembourg, as well as Alsace-Lorraine—so ordered as to be completed within 15 days from the signature of the Armistice.

German troops which have not left the above-mentioned territories within the period fixed will be made prisoners of war.

Occupation by the Allied and United States Forces jointly will keep pace with the evacuation in these areas.

All movements of evacuation and occupation will be regulated in accordance with a Note (Annexe 1) determined at the time of the signing of the Armistice.

3. Repatriation, beginning at once, to be completed within 15 days, of all inhabitants of the countries above enumerated (including hostages, persons under trial, or condemned).

4. Surrender in good condition by the German Armies of the following equipment:—

5,000 guns (2,500 heavy, 2,500 field).

25,000 machine guns.

3,000 *Minenwerfer*.

1,700 aeroplanes (fighters, bombers—firstly D.7's—and night-bombing machines).

The above to be delivered *in situ* to the Allied and United States troops in accordance with the detailed conditions laid down in the Note (Annexe 1) determined at the time of the signing of the Armistice.

5. Evacuation by the German Armies of the districts on the left bank of the Rhine. These districts on the left bank of the Rhine shall be administered by the local authorities under the control of the Allied and United States Armies of Occupation.

The occupation of these territories by Allied and United States troops will be assured by garrisons holding the principal crossings of the Rhine (Mainz, Coblenz, Cologne), together with bridgeheads at these points of a 30-kilometre [about 19 miles] radius on the right bank, and by garrisons similarly holding the strategic points of the area.

A neutral zone shall be reserved on the right bank of the Rhine, between the river and a line drawn parallel to the bridgeheads and to the river and 10 kilometres [$6\frac{1}{4}$ miles] distant from them between the Dutch frontier and the Swiss frontier.

The evacuation by the enemy of the Rhine districts (right and left bank) shall be so ordered as to be completed within a further period of 16 days, in all 31 days after the signing of the Armistice.

All movements of evacuation and occupation will be regulated according to the Note (Annexe 1) determined at the time of the signing of the Armistice.

6. In all territories evacuated by the enemy, evacuation of the inhabitants shall be forbidden; no damage or harm shall be done to the persons or property of the inhabitants.

In the case of inhabitants no person shall be prosecuted for having taken part in any military measures previous to the signing of the Armistice.

No destruction of any kind to be committed.

Military establishments of all kinds shall be delivered intact, as well as military stores of food, munitions and equipment, which shall not have been removed during the periods fixed for evacuation.

Stores of food of all kinds for the civil population, cattle, &c., shall be left *in situ*.

No measure of a general or official character shall be taken which would have, as a consequence, the depreciation of industrial establishments or a reduction of their personnel.

7. Roads and means of communication of every kind, railroads, waterways, roads, bridges, telegraphs, telephones shall be in no manner impaired.

All civil and military personnel at present employed on them shall remain.

5,000 locomotives and 150,000 wagons in good working order, with all necessary spare parts and fittings, shall be delivered to the Associated Powers within the period fixed in Annex II. (not exceeding 31 days in all).

5,000 motor lorries are also to be delivered in good within 36 days.

The railways of Alsace-Lorraine shall be handed over within 31 days, together with all personnel and material belonging to the organization of the system.

Further, working material in the territories on the left bank of the Rhine shall be left *in situ*.

All stores of coal and material for upkeep of permanent way, signals and repair shops shall be left *in situ* and kept in an efficient state by Germany, so far as the means of communication on the left bank of the Rhine are concerned.

All lighters taken from the Allies shall be restored to them. The Note attached as Annex II. defines the details of these measures.

8. The German Command shall be responsible for revealing within 48 hours of the signing of the Armistice, all mines or delay-action fuzes disposed on territories evacuated by the German troops, and shall assist in their discovery and destruction.

The German Command shall also reveal all destructive measures that may have been taken (such as poisoning or pollution of wells, springs, &c.), under penalty of reprisals.

9. The right of requisition shall be exercised by the Allied and United States armies in all occupied territories, save for settlement of accounts with authorized persons.

The upkeep of the troops of occupation in the Rhine districts (excluding Alsace-Lorraine) shall be charged to the German Government.

10. The immediate repatriation, without reciprocity, according to detailed conditions which shall be fixed, of all Allied and United States prisoners of war, including those under trial and condemned. The Allied Powers and the United States of America shall be able to dispose of these prisoners as they think fit. This condition annuls all other conventions regarding prisoners of war, including that of July, 1918, now being ratified. However, the return of German prisoners of war interned in Holland and Switzerland shall continue as heretofore. The return of German prisoners of war shall be settled at the conclusion of the Peace preliminaries.

11. Sick and wounded, who cannot be removed from territory evacuated by the German forces, will be cared for by German personnel, who will be left on the spot with the material required.

B.—CLAUSES RELATING TO THE EASTERN FRONTIERS OF GERMANY.

12. All German troops at present in any territory which before the war formed part of Austria-Hungary, Roumania or Turkey, shall withdraw within the frontiers of Germany as they existed on 1st August, 1914, and all German troops at present in territories which before the war formed part of Russia must likewise return to within the frontiers of Germany as above defined, as soon as the Allies shall think the moment suitable, having regard to the internal situation of these territories.

13. Evacuation by German troops to begin at once, and all German instructors, prisoners and civilians, as well as military agents now on the territory of Russia (frontier as defined on 1st August, 1914) to be recalled.

14. German troops to cease at once all requisitions and seizures, and any other coercive measures with a view to obtaining supplies intended for Germany in Roumania and Russia (frontier as defined on 1st August, 1914).

15. Annulment of the treaties of Bucharest and Brest-Litovsk and of the supplementary treaties.

16. The Allies shall have free access to the territories evacuated by the Germans on their Eastern frontier, either through Danzig or by the Vistula, in order to convey supplies to the populations of these territories or for the purpose of maintaining order.

C.—CLAUSE RELATING TO EAST AFRICA.

17. Evacuation of all German forces operating in East Africa within a period specified by the Allies.

D.—GENERAL CLAUSES.

18. Repatriation, without reciprocity, within a maximum period of one month, in accordance with detailed conditions hereafter to be fixed, of all interned civilians, including hostages and persons under trial and condemned, who may be subjects of other Allied or Associated States than those mentioned in Clause 3.

Financial Clause.

19. With the reservation that any future concessions and claims by the Allies and United States of America remain unaffected, the following financial conditions are imposed :—

Reparation for damage done.

While the Armistice lasts, no public securities shall be removed by the enemy which can serve as a pledge to the Allies to cover reparation for war losses.

Immediate restitution of the cash deposit in the National Bank of Belgium and, in general, immediate return of all documents, specie, stock, shares, paper money, together with plant for the issue thereof, affecting public or private interests in the invaded countries.

Restitution of the Russian and Roumanian gold yielded to Germany or taken by that Power.

This gold to be delivered in trust to the Allies until peace is concluded.

E.—NAVAL CONDITIONS.

20. Immediate cessation of all hostilities at sea, and definite information to be given as to the position and movements of all German ships.

Notification to be given to neutrals that freedom of navigation in all territorial waters is given to the Navies and Mercantile Marines of the Allied and Associated Powers, all questions of neutrality being waived.

21. All Naval and Mercantile Marine prisoners of war of the Allied and Associated Powers in German hands to be returned, without reciprocity.

22. To surrender at the ports specified by the Allies and the United States all submarines at present in existence (including all submarine cruisers and minelayers), with armament and equipment complete. Those that cannot put to sea shall be deprived of armament and equipment, and shall remain under the supervision of the Allies and the United States. Submarines ready to put to sea shall be prepared to leave German ports immediately on receipt of wireless order to sail to the port of surrender, the remainder to follow as early as possible. The conditions of this Article shall be completed within 14 days of the signing of the Armistice.

23. The following German surface warships, which shall be designated by the Allies and the United States of America, shall forthwith be disarmed and thereafter interned in neutral ports, or, failing them, Allied ports, to be designated by the Allies and the United States of America, and placed under the surveillance of the Allies and the United States of America, only care and maintenance parties being left on board, namely :—

6 battle cruisers.

10 battle ships.

8 light cruisers, including two minelayers.

50 destroyers of the most modern type.

All other surface warships (including river craft) are to be concentrated in German Naval bases, to be designated by the Allies and the United States of America, completely disarmed and placed under the supervision of the Allies and the United States of America. All vessels of the Auxiliary Fleet are to be disarmed. All vessels

specified for internment shall be ready to leave German ports seven days after the signing of the Armistice. Directions for the voyage shall be given by wireless.

Note.—A declaration has been signed by the Allied delegates and handed to the German delegates to the effect that, in the event of ships not being handed over owing to the mutinous state of the Fleet, the Allies reserve the right to occupy Heligoland as an advanced base to enable them to enforce the terms of the Armistice. The German delegates have on their part signed a declaration that they will recommend the Chancellor to accept this.

24. The Allies and the United States of America shall have the right to sweep up all minefields and destroy all obstructions laid by Germany outside German territorial waters, and the positions of these are to be indicated.

25. Freedom of access to and from the Baltic to be given to the Navies and Mercantile Marines of the Allied and Associated Powers. This is to be secured by the occupation of all German forts, fortifications, batteries and defence works of all kinds in all the routes from the Cattegat into the Baltic, and by the sweeping up and destruction of all mines and obstructions within and without German territorial waters without any questions of neutrality being raised, and the positions of all such mines and obstructions are to be indicated by the Germans.

26. The existing blockade conditions set up by the Allied and Associated Powers are to remain unchanged, and all German merchant ships found at sea are to remain liable to capture. The Allies and United States contemplate the provisioning of Germany during the Armistice as shall be found necessary.

27. All Aerial forces are to be concentrated and immobilized in German bases to be specified by the Allies and the United States of America.

28. In evacuating the Belgian coasts and ports, Germany shall abandon, *in situ* and intact, the port material and material for inland waterways, also all merchant ships, tugs and lighters, all Naval aircraft and air materials and stores, all arms and armaments and all stores and apparatus of all kinds.

29. All Black Sea ports are to be evacuated by Germany; all Russian warships of all descriptions seized by Germany in the Black Sea are to be handed over to the Allies and the United States of America; all neutral merchant ships seized in the Black Sea are to be released; all warlike and other material of all kinds seized in those ports are to be returned, and German materials as specified in Clause 28 are to be abandoned.

30. All merchant ships at present in German hands belonging to the Allied and Associated Powers are to be restored to ports to be specified by the Allies and the United States of America without reciprocity.

31. No destruction of ships or of materials to be permitted before evacuation, surrender or restoration.

32. The German Government shall formally notify the neutral Governments and particularly the Governments of Norway, Sweden, Denmark and Holland, that all restrictions placed on the trading of their vessels with the Allied and Associated countries, whether by the German Government or by private German interests, and whether in return for special concessions, such as the export of shipbuilding materials or not, are immediately cancelled.

33. No transfers of German merchant shipping of any description to any neutral flag are to take place after signature of the Armistice.

F.—DURATION OF ARMISTICE.

34. The duration of the Armistice is to be 36 days, with option to extend. During this period, on failure of execution of any of the above clauses, the Armistice may be repudiated by one of the contracting parties on 48 hours previous notice.

It is understood that failure to execute Articles 3 and 18 completely in the period specified is not to give reason for a repudiation of the Armistice, save where such failure is due to malice aforethought.

To ensure the execution of the present convention under the most favourable conditions, the principle of a permanent International Armistice Commission is recognized. This Commission will act under the supreme authority of the High Command, Military and Naval, of the Allied Armies.

The present Armistice was signed on the 11th day of November, 1918, at 5 o'clock a.m. (French time).

(Signed)

F. FOCH.
R. E. WEMYSS.

ERZBERGER.
OBERNDORFF.
WINTERFELDT.
VANSELOW.

Annexe No. 1.

1. The evacuation of the invaded territories, Belgium, France and Luxembourg, and also of Alsace-Lorraine shall be carried out in three successive stages according to the following conditions:—

1st stage.—Evacuation of the territories situated between the existing front and line No. 1 on the map opposite page 498, to be completed within 5 days after the signing of the Armistice.

2nd stage.—Evacuation of territories situated between line No. 1 and line No. 2, to be carried out within 4 further days (9 days in all after the signing of the Armistice).

3rd stage.—Evacuation of the territories situated between line No. 2 and line No. 3 to be completed within 6 further days (15 days in all after the signing of the Armistice).

Allied and United States troops shall enter these various territories on the expiration of the period allowed to the German troops for the evacuation of each.

In consequence the Allied troops will cross the present German front as from the sixth day following the signing of the Armistice, line No. 1 as from the tenth day and line No. 2 as from the sixteenth day.

2. *Evacuation of the Rhine district.*—This evacuation will also be carried out in several successive stages:—

(1.) Evacuation of territories situated between lines 2 and 3 and line 4, to be completed within 4 further days (19 days in all after the signing of the Armistice).

(2.) Evacuation of territories situated between lines 4 and 5 to be completed within 4 further days (23 days in all after the signing of the Armistice).

(3.) Evacuation of territories situated between lines 5 and 6 (line of the Rhine) to be completed within 4 further days (27 days in all after the signing of the Armistice).

(4.) Evacuation of the bridgeheads and of the neutral zone on the right bank of the Rhine to be completed within 4 further days (31 days in all after the signing of the Armistice).

The Allied and United States Army of Occupation shall enter these various territories after the expiration of the period allowed to the German troops for the evacuation of each, consequently the Army will cross line No. 3 twenty days after the signing of the Armistice, it will cross line No. 4 as from the twenty-fourth day after the signing of the Armistice. Line No. 5 as from the twenty-eighth day. Line No. 6 (Rhine) the thirty-second day in order to occupy the bridgeheads.

3. *Surrender by the German Army of war material specified by the Armistice.*—This war material shall be surrendered according to the following conditions: The first half before the tenth day, the second half before the twentieth day. This material will be handed over to each of the Allied and United States Armies by each tactical group of the German Armies in the proportions which may be fixed by the permanent Armistice Commission.

Annexe No. 2.

Conditions of communications regarding railways, waterways, roads, river and sea ports, and telegraphic and telephonic communications.

1. All communications as far as the Rhine, inclusive, or comprised, on the right bank of this river, within the bridgeheads occupied by the Allied Armies will be placed under the supreme authority of the Commander-in-Chief of the Allied Armies, who will have the right to take any measure he may think necessary to assure their occupation and use. All documents relative to communications will be held ready for transmission to him.

2. All the material and all the civil and military personnel at present employed in the maintenance and working of all lines of communication are to be maintained in their entirety upon these lines in all territories evacuated by the German troops.

All supplementary material necessary for the upkeep of these lines of communication in the districts on the left bank of the Rhine will be supplied by the German Government throughout the duration of the Armistice.

3. *Personnel.*—The French and Belgian personnel belonging to the services of the lines of communication, whether interned or not, are to be returned to the French and Belgian Armies, during the

15 days following the signing of the Armistice. The personnel belonging to the organization of the Alsace-Lorraine railway system are to be maintained or reinstated in such a manner as to ensure the working of the system.

The Commander-in-Chief of the Allied Armies will have the right to make all changes or substitutions that he may desire in the personnel of the lines of communication.

4. *Material.*—(a.) *Rolling stock.*—The rolling stock handed over to the Allied Armies in the zone comprised between the present front line and line No. 3 (not including Alsace-Lorraine) will amount at least to 5,000 locomotives and 150,000 wagons. This surrender will be carried out within the period fixed by Clause 7 of the Armistice, and under conditions, the details of which shall be settled by the permanent International Armistice Commission.

All this material is to be in good condition and in working order, with all the ordinary spare parts and fittings. It may be employed together with the regular personnel or with any other upon any part of the railway system of the Allied Armies.

The material necessary for the working of the Alsace-Lorraine railway system is to be maintained or replaced for the use of the French Army.

The material to be left *in situ* in the territories on the left bank of the Rhine, as well as that on the inner side of the bridgeheads elsewhere, should permit of the normal working of the railways in these districts.

(b.) *Permanent way, signals and workshops.*—The material for signals, machine, tools and tool outfits taken from the workshops and depôts of the French and Belgian lines will be replaced under conditions the details of which are to be arranged by the permanent International Armistice Commission. The Allied Armies are to be supplied with railroad material, rails, incidental fittings, plant, bridge-building material and timber necessary for the repair of the lines destroyed beyond the present front.

Fuel and maintenance material.—The German Government shall be responsible throughout the duration of the Armistice for the release of fuel and maintenance material to the depôts normally allotted to the railways in the territories on the left bank of the Rhine.

5. *Telegraphic and telephonic communications.*—All telegraphs, telephones and fixed W/T stations are to be handed over to the Allied Armies, with all the civil and military personnel and all their material, including all stores on the left bank of the Rhine.

Supplementary stores necessary for the upkeep of the system are to be supplied throughout the duration of the Armistice by the German Government according to requirement.

The Commander-in-Chief of the Allied Armies will place this system under military supervision and will ensure its control, and will make all changes and substitutions in personnel which he may think necessary.

He will send back to the German Army all the military personnel who are not in his judgment necessary for the working and upkeep of the railway.

All works of the German telegraphic and telephonic systems shall be handed over to the Commander-in-Chief of the Allied Armies.

CONVENTION PROLONGING THE ARMISTICE WITH GERMANY, 13TH DECEMBER, 1918.

CONVENTION.

The undersigned, in virtue of the powers with which they were endowed for the signing of the Armistice of the 11th November, 1918, have concluded the following additional agreement:—

1. The duration of the Armistice signed on the 11th November, 1918, has been prolonged for a month, *i.e.*, till 5 a.m. on the 17th January, 1919.

The one month's extension will be further extended until the conclusion of Peace preliminaries, provided this arrangement meets with the approbation of the Allied Governments.

2. The clauses of the Convention (11th November) which have been incompletely fulfilled will be carried out during the period of extension, according to the conditions laid down by the Permanent International Armistice Commission following the orders given by the Allied Generalissimo.

3. The following clause is added to the Convention of the 11th November, 1918:—

“From now onwards the Generalissimo reserves to himself the right of occupying (when he deems it advisable), as an additional guarantee, the neutral zone on the right bank of the Rhine, north of the bridgehead of Cologne, and as far as the Dutch frontier.

“Six days' notice will be given by the Generalissimo before the occupation comes into effect.”

Trèves, 13th December, 1918.

Signed—

F. FOCH,
R. E. WEMYSS, ADMIRAL.

ERZBERGER,
A. OBERNDORFF,
WINTERFELDT,
VANSELOW.

INFRACTIONS OF THE ARMISTICE CLAUSES.

ARTICLE IV.

Delivery of War Material.

On the 9th December the following were delivered or abandoned in good condition:—

Heavy guns.—1,635 heavy guns instead of 2,500, which should have been delivered on 1st December.

Minenwerfer.—2,000 instead of 3,000, which should have been delivered on 1st December.

(9343)

Machine guns.—18,000 instead of 25,000, which should have been delivered on 1st December, 1918.

Aeroplanes.—A maximum of 730 fighting and bombing planes delivered, of which only 25 are bombing planes; 1,700 should have been delivered on 1st December.

A total of 1,999 aeroplanes has certainly been either delivered or abandoned, but this number includes about 200 observation aeroplanes, of which more than 1,000 are in bad condition, and 600 absolutely unfit for use.

ARTICLE VI.

Safeguarding of inhabitants and property.

Numerous infractions have been reported which are at present under investigation and for which the question concerning reparation is reserved.

Two distinct infractions have been clearly proved:—

1. Region of Charleroi.—Explosions instigated by the Germans after the 11th November. (Vouched for by a written statement from the Burgomaster of Charleroi.) (Copy attached.)
2. Outrages against persons and property in Belgium, verified by the Belgian Consulate in Maastricht. (Copy attached.)

ARTICLE VII.

A. Delivery of rolling stock.

1. *Rolling stock to be delivered in Belgium and France.*—Out of 5,000 locomotives to be delivered, 810 were given up, of which only 206 were accepted.

Out of 150,000 wagons, 15,720 were delivered and only 9,098 were accepted.

2. *Material on Alsace-Lorraine railways.*—Out of 1,442 locomotives belonging to the Alsace-Lorraine railway system, 1,420 are on the track.

Out of 41,449 wagons, belonging to this system, only 22,428 (accruing from all the German systems) are at present on the track.

B. Restoration of material of depôts and workshops.

Machinery tools and stocks of tools taken from certain depôts and workshops in France and Belgium have not yet been delivered.

C. Delivery of motor lorries.

Out of 5,000 lorries, only 460 (in good condition) have been delivered.

ARTICLE VIII.

Indication of position of delay-action fuzes.

It has been officially reported that at Poix-Ternon (Ardennes) a delay-action fuze, placed in a German saw-mill (the situation of which was not indicated by the Germans), exploded on the 23rd November, killing a woman and causing serious material damage

ARTICLE X.

Repatriation of prisoners of war.

Up to the 9th December, 264,000 Allied prisoners (not including 23,000 Russians and 1,300 Poles) have been repatriated.

A very large number of these prisoners were set free *en masse* and sent across the Allied lines without means of obtaining shelter or food—thus rendering it most difficult for the Allies to receive them. A number of these prisoners died from exhaustion.

In spite of protests from the English and French Governments this inhuman procedure was continued.

Moreover, repatriated civilians report that on the 27th November, 16 prisoners (9 Frenchmen, 3 Englishmen, 2 Italians and 2 Russians) were killed and 24 others wounded in the Langensalza Camp. In the same camp there are a thousand prisoners in hospital without medicaments or medical attention.

ARTICLE XI.

Care of sick and wounded unfit to be moved.

An official report issued on the 13th November by the Spanish Consul at Charleroi states that, when the German troops evacuated that town, French and English wounded were left uncared for and without food. (Copy of report attached.)

ARTICLE XIX.

Financial clauses.

The Germans have permitted a large number of securities to leave German territory, thus diminishing the guarantees given to the Allies.

They have also substituted jewellery and valuables for the gold reserve in the Reichsbank, and at the same time greatly increased the issue of paper money.

They have not yet delivered any of the securities and documents confiscated by Germany, nor have they furnished the Allies with a list of such securities, &c.

NAVAL CLAUSES.

ARTICLE XXII.

Submarines U. 80, U. 82, U.B. 77, have still to be towed into Harwich. 5 submarines in Spain, one in Norway and one in Holland have yet to be delivered

ARTICLE XXIII.

The battle cruiser "Mackensen" has not yet been interned.

ARTICLE XXV.

Free access to the Baltic is not yet assured.

ARTICLE XXVIII.

The French sailing vessel, re-named "Bremen" by Germany, was sent to Holland after the Armistice was signed.

A number of tugs and barges are stated to have arrived at Nillingen (German—Dutch frontier) on the 21st November.

All these vessels came from Antwerp.

ARTICLE XXX.

(a.) Preparations for the departure of Allied vessels to be sent back to the Entente and the United States' ports are progressing very slowly. None have yet been delivered.

(b.) The German Government has refused to give up the boats condemned by the Prize Court. This action may be regarded as in direct contradiction to the terms of the Armistice.

TRANSLATION.

German Armistice Commission.

President:

Erzberger, Secretary of State.

Trèves,

12th December, 1918.

To Marshal Foch, Generalissimo.

I have the honour of enclosing (in attached document) the German reply to the Note received this

morning, relating to infractions of the Armistice terms by the Germans. I should be obliged if an enquiry regarding the details still in dispute (particularly those concerning delivery of transport material) could be held to-morrow morning.

(Signed) ERZBERGER,
Secretary of State.

REPLY TO THE NOTE SENT BY MARSHAL FOCH ON THE 12TH DECEMBER RELATING TO THE GERMAN VIOLATION OF THE TERMS OF ARMISTICE SIGNED ON THE 11TH NOVEMBER, 1918.

ARTICLE IV.

Delivery of War material.

The further execution of the Armistice conditions will be entrusted to the Permanent Armistice Commission at Spa. Every endeavour will be made to deliver the whole of the war material demanded.

ARTICLE VI.

Safeguarding of inhabitants and property.

With reference to alleged infractions, we must await the result of enquiries. Regarding the two cases in question (of which there is definite proof) a German enquiry will be held.

It may be noted, however, that several cases have already been dealt with by the International Commission at Spa, when it was clearly proved that several hundred inhabitants of Alsace-Lorraine were compelled to leave the country with as little delay as possible, and were forced to abandon all their belongings. Officials were dismissed without pension. In the Palatinate also, as well as in the district of Sarrebruck, infractions of the clause guaranteeing freedom to persons are reported. All cases brought to our notice constitute distinct infractions of the clearly worded text of Article VI. It is requested that this violation of the Armistice terms be speedily terminated. The institution of a fixed rate of exchange for the German mark in Alsace-Lorraine is also considered an infraction of Article VI. (first and last paragraphs) owing to the fact that it is prejudicial to the property of a large number of people.

ARTICLE VII.

Delivery of rolling stock.

A probable event mentioned at the time of the conclusion of the Armistice in the Forest of Compiègne, has become fact:

It has been impossible to deliver the material demanded in the given time limit. The sub-committee which conferred this afternoon has been unable to suggest a realisable scheme.

At the conference to be held to-morrow, the President of the German Armistice Commission will reserve to himself the right of putting forward a new proposal in accordance with the Allied demands, which, taking into consideration the whole situation in Germany, is likely to be effective.

ARTICLE VIII.

Indications of position of delay-action fuzes.

We must await proofs to show that the explosion which occurred in a saw-mill at Poix-Terron (Ardennes) on the 23rd November was actually due to a German delay-action fuze.

Moreover, it was already pointed out during negotiations at Compiègne that, although details regarding the situation and explosion of fuzes were communicated, no guarantee could be given that troops or isolated units had not themselves made arrangements for explosions, and that, owing to the sudden evacuation they were unable to comply with orders from Headquarters, to the effect that information regarding such arrangements must be given. Moreover, the German Armistice Commission refers with satisfaction to the fact that in view of the rapidity with which evacuation was effected during the retreat of millions of men armed with every kind of modern explosive, only one isolated case of this kind can be brought forward.

ARTICLE X.

Repatriation of Prisoners of War.

The number of repatriated prisoners of war given by Headquarters, i.e., 264,000, is not correct, and is considerably less than that given in official German statements, which on the 10th December gave the number as about 350,000.

(9343)

The repatriation of these thousands of men with so little delay and under particularly difficult conditions (well-known to the Allies) is remarkable, and gives ample proof of the good faith of the German Military Administration. The statement that, especially during the first few days of the Armistice, a considerable number of prisoners reached the Allied lines in disorder and in a deplorable condition is correct, but this may be attributed to the fact that a good many of these prisoners left of their own accord; the incident may also be attributed in part to the lack of supervision occasioned by the political situation in Germany which engendered a relaxation of discipline, and also by the sudden evacuation, which made it very difficult to deliver prisoners who were with the armies and in lines of communication.

The German Military Administration greatly regrets these incidents and has used every endeavour to put a stop to them.

A series of very regrettable occurrences must be attributed to the fact that prisoners of war in Germany (since the Armistice and since the beginning of the Revolution) have displayed complete lack of discipline. The German Government has done its best to obviate excesses which were inevitable amongst so many prisoners. Germany is the only belligerent nation which has instituted a Commission for enquiring into all doings reported by her adversaries. This Mission has been given full power to bring the culprits to justice. Its work has already begun.

The German Military Administration has issued orders authorizing prisoners of different nations to collaborate with the Camp authorities (through the intermediary of committees elected by themselves) in all matters concerning work and food. They have also been given the privilege of assisting in the maintenance of discipline among themselves by means of special rules formulated in concert with the Camp authorities, such as the infliction of disciplinary penalties determined by themselves. The German people would be very pleased if similar treatment were granted to German prisoners of war.

Germany has a right to expect that, after the liberation of enemy prisoners, her own prisoners will be permitted to return to their country, and that in any case married men over 40 years of age with more than two children should be sent back to their families at latest by Christmas.

ARTICLE XI.

Care of wounded and those too ill to be moved.

It cannot be disputed that, owing to the sudden evacuation, isolated cases of Allied wounded being left without food or attention may have occurred.

The case quoted from Charleroi will be subjected to enquiry. But in relation to this question it must be emphasized that sick and wounded Germans who were left behind have on various occasions been very badly treated.

ARTICLE XIX.

Financial Clauses.

The statement concerning the considerable number of securities sent abroad (contrary to the terms of the Armistice) can only refer to the following:—

Owing to the recent fall in the rate of exchange, the State Bank was compelled to call in its securities deposited with neutral countries, as it has been agreed that in case of this event complementary payments would be effected. The result of this has been merely to maintain guarantees given abroad at their previous value. Consequently, it is incorrect to state that securities which guaranteed the Allies the recovery of war indemnities have been with-

Terms of Armistice, Germany.

732

drawn. The State Bank has only restored those jewels and valuables which it guaranteed to give up when the same were deposited.

The maximum amount in question is a million-and-a-half marks.

The issue of paper money has undoubtedly been largely increased. This measure was compulsory in order to pay pressing demands. This state of affairs is due (in the first place) to the undertaking stipulated in the Armistice terms relating to the restoration of the paper money taken from Belgium.

On the other hand, according to the Armistice terms, Germany has to provide maintenance for the Armies of occupation, and, up to the present, the expenses have increased to upwards of 120 million marks, which has to be found at very short notice. Moreover money is very scarce in Germany at the present time.

The report stating that neither the securities or documents taken, nor the list of securities, had been replaced, is incorrect.

The German Government supplied the lists as soon as possible, and if they have not yet been received it is due to the sudden evacuation of Belgium and the hasty departure of the Government. A complete list will be sent to the Allies as soon as possible. A great many securities and documents taken from Belgium and the north of France have already been restored.

Where in certain cases it has been found impossible to do so, the Belgian and French financial delegations at Spa have already been informed of the reasons in detail.

It is, therefore, incorrect to state that financial guarantees have depreciated since the Armistice.

NAVAL CLAUSES.

ARTICLE XXII.

We are still ignorant of the reason which prevented the internment of submarines U. 80, U. 82, U.B. 77.

Inquiries have been instituted with a view to their immediate delivery. With reference to submarines interned in Spain, Norway and Holland, Germany has no power to dispose of them. Moreover, Germany will not protest against the violation of neutrality if at the request of the Allies the submarines interned in Spain, Norway and Holland are delivered to the Entente.

In any case, the fact that these boats have not been given up cannot be accepted as an infringement of the Armistice conditions by the Germans.

ARTICLE XXIII.

After the Armistice was signed, the list of ships which had to be handed over was sent to us, and we informed the representative of the British Admiralty at Compiègne on the 11th November that the "Mackensen" would not be finished for a long time and consequently it could not be taken into port. In view of this statement it was agreed not to intern the "Mackensen," and therefore in this case there has been no infringement of the Armistice conditions.

ARTICLE XXV.

This grievance must be due to a misunderstanding, as a free passage has been made through mines and nets so that the Baltic is accessible even to vessels of deep draught.

German pilots are available when it is required to have the position of mines indicated.

ARTICLE XXVIII.

So far, it has been impossible to obtain the precise details necessary for the examination of this complaint. The names and particulars of ships which have arrived at Nillingen are required.

If it were proved that these ships (in direct opposition to the precepts of this Article) came from Antwerp, they would receive orders to return to that port.

ARTICLE XXX.

(a.) Orders for the execution of this clause were issued by the central authority, but their fulfilment was delayed owing to political disturbances in the ports. Further instructions will be given for the immediate fulfilment of this clause.

(b.) According to the law of nations, the judgment pronounced by a properly constituted Prize Court, transfers an enemy vessel to the State that captured it; consequently, the condemned ships do not come under Article XXX. ("belonging to the Associated and Allied Powers").

What has occurred does not constitute any infraction of the Armistice terms by the Germans, and the demand of the Allies really exceeds even the

literal meaning of the Armistice conditions. In the interest of a speedy conclusion of peace Germany accepts this new demand on the understanding that restitution of German ships condemned by Allied Prize Courts will be considered in the Peace Treaty.

It follows from the above argument that there are no grounds at present for demanding fresh guarantees for the carrying out of the Armistice terms.

The German Armistice Commission has been pleased to take note of the following declarations made by Marshal Foch on the 12th December:—

1. Communication between the occupied zone and other parts of Germany is restricted in order to ensure the safety of the Allied armies of occupation.

It would be impossible to assume "peace" relations while the Allies are still at war with Germany.

All matters relating to communication and economic questions will be considered from a broad-minded point of view.

Marshal Foch will arrange an early meeting at Spa between the technical representatives of the Allies and the Germans in order to settle these matters.

2. Marshal Foch is not personally qualified to deal with the import of food into Germany, but he will again lay the case before the Allied Governments.

Moreover, Admiral Wemyss agreed to consider sympathetically the question whether the high seas might be used by the German fishing boats when they return from searching for mines. He will decide whether the zone included within the Borkum—Horns Riff line may be used by German fishing boats.

In conclusion, the German Armistice Commission feels obliged to call attention to the following point: In accordance with the evacuation map appended to the Armistice agreement, the territories of Sarrebruck and Sarrelouis are separated from the rest of the Rhine Province. Now that evacuation is an accomplished fact, it may be admitted as self-evident that, in accordance with the literal terms of the Armistice agreement, the whole of the territory of the Rhine Province on the left bank of the Rhine should be considered, in all matters, as constituting a single unity.

Therefore, it is fair to request that all ordinances of the authorities in occupation which violate this point of view should be immediately cancelled, as contravening the literal terms of the Armistice convention; and that the Prussian territory of the Sarre should no longer remain arbitrarily separated from the rest of the Rhine Province, to which it organically belongs.

(Signed) ERZBERGER,
Secretary of State.

TRANSLATION.

German Armistice Commission.
President:
Secretary of State Erzberger.

PROTEST AGAINST VERBAL REQUEST CONCERNING
ARTICLE XXIII.

Berlin,
13th December, 1918.

Germany cannot be held responsible for the non-internment of the battle cruiser "Mackensen"; nor can she be regarded on these grounds to have failed to comply with the terms of the Armistice.

When the list of ships for internment was handed to Rear-Admiral Hope on the 11th November, he was informed that the "Mackensen" could not be interned. At the time, it was not deemed necessary to ask for compensation.

In spite of extraordinary difficulties due to the Revolution, the German Navy endeavoured to fulfil the conditions of the Armistice to the best of its ability.

In the controversy which has arisen, the German Navy cannot be accused of any direct breach of the Armistice conditions.

Consequently, the verbal demand for the internment of the battle cruiser "Baden" instead of the "Mackensen" is considered an arbitrary action.

(Signed) ERZBERGER,
Secretary of State.

VANSELOW,
Post-Captain.

CONVENTION PROLONGING THE ARMISTICE WITH GERMANY.

(16th January, 1919.)

CONVENTION.

The undersigned Plenipotentiaries (Admiral Browning taking the place of Admiral Wemyss), vested with the powers in virtue of which the Armistice Agreement of the 11th November, 1918, was signed, have concluded the following supplementary Agreement:—

1. The Armistice of the 11th November, 1918, which was prolonged until the 17th January, 1919, by the Agreement of the 13th December, 1918, shall be again prolonged for one month, that is to say, until the 17th February, 1919, at 5 a.m.

This prolongation of one month shall be extended until the conclusion of the Peace preliminaries, subject to the approval of the Allied Governments.

2. The execution of those clauses of the Agreement of the 11th November which have not been entirely carried out shall be proceeded with and completed during the prolongation of the Armistice, in accordance with the detailed conditions fixed by the Permanent International Armistice Commission on the instructions of the Allied High Command.

3. In substitution of the supplementary railway material specified by Tables 1 and 2 of the Spa Protocol of the 17th December, *i.e.*, 500 locomotives and 19,000 wagons, the German Government shall supply the following agricultural machinery and instruments:—

- 400 two-engined steam plough outfits, complete, with suitable ploughs.
- 6,500 drills,
- 6,500 manure distributors,
- 6,500 ploughs,
- 6,500 Brabant ploughs,
- 12,500 harrows,
- 6,500 scarifiers,
- 2,500 steel rollers.
- 2,500 Croskill rollers,
- 2,500 mowing machines,
- 2,500 hay-making machines,
- 3,000 reapers and binders,

or equivalent implements, according to the scale of interchangeability of various kinds of implements considered permissible by the Permanent International Armistice Commission. All this material, which shall be either new, or in very good condition, shall be delivered together with all accessories belonging to each implement, and with the spare parts required for 18 months' use.

The German Armistice Commission shall, between the present date and the 23rd January, supply the Allied Armistice Commission with a list of the material that can be delivered by the 1st March, which must, in principle, constitute not less than one-third of the total quantity. The International Armistice Commission shall, between now and the 23rd January, fix the latest dates of delivery, which shall, in principle, not extend beyond the 1st June.

4. The officers in Germany delegated by the Allied and Associated Powers to organize the evacuation of the prisoners of war belonging to the armies of the Entente, together with representatives of the Relief Associations of the United States, France, Great Britain and Italy, shall form a Commission charged with the care of Russian prisoners of war in Germany.

This Commission, the headquarters of which shall be in Berlin, shall be empowered to deal with the German Government direct, upon instructions from the Allied Governments, regarding all questions relating to Russian prisoners of war.

The German Government shall accord the Commission all travelling facilities necessary for the purpose of investigating the housing conditions and food supply of such prisoners.

**Armistice Convention
with Germany.**

The Allied Governments reserve the right to arrange for the repatriation of Russian prisoners of war to any region which they may consider most suitable.

5. *Naval Clauses.*—Article XXII of the Armistice Agreement of the 11th November, 1918, shall be supplemented as follows :—

“In order to ensure the execution of such clause, the German authorities shall be bound to carry out the following conditions, viz. :—

All submarines capable of putting to sea, or of being towed, shall be handed over immediately and shall make for Allied ports. Such vessels shall include submarine cruisers, mine-layers, relief ships and submarine docks. All submarines which cannot be surrendered shall be completely destroyed or dismantled, under the supervision of the Allied Commissioners.

Submarine construction shall cease immediately, and all submarines in course of construction shall be destroyed or dismantled, under the supervision of the Allied Commissioners.”

Article XXIII of the Armistice Agreement of the 11th November, 1918, shall be supplemented as follows :—

“In order to ensure the execution of such clause, the German Commission shall furnish the Interallied Naval Armistice Commission with a complete list of all surface vessels constructed or in course of construction (launched or on the stocks), specifying probable dates of completion.”

Article XXX of the Armistice Agreement of the 11th November, 1918, shall be supplemented as follows :—

“In order to ensure the execution of such clause, the Allied High Command informs the German High Command that all possible measures must be taken immediately for delivery, in Allied ports, of all Allied merchantmen still detained in German ports.”

6. *Restitution of Material carried off from Belgian and French Territories.*—As restitution of material carried off from French and Belgian territory is indispensable for setting factories once more into working order, the following measures shall be carried out, viz. :—

(a.) All machinery, machinery parts, industrial or agricultural plant, accessories of all kinds and, generally, all industrial or agricultural articles carried off by German military or civilian authorities or individuals, under any pretext whatever, from territories formerly occupied by the German armies on the Western Front, shall be placed at the disposal of the Allies for the purpose of being returned to their places of origin, should the French and Belgian Governments so desire.

These articles shall be returned without further alteration and undamaged.

(b.) In view of such restitution, the German Government shall immediately furnish the Armistice Commission with all official or private accounts, agreements for sale or hire, or correspondence relating to such articles, together with all necessary declarations or information regarding their existence, origin, adaptation, present condition and locality.

(c.) The delegates of the French or Belgian Government shall cause inventories or examinations of such articles to be made on the spot in Germany, should they think fit.

(d.) The return of such articles shall be effected in accordance with special instructions to be given as required by the French or Belgian authorities.

(e.) With a view to immediate restitution, declarations shall more particularly be made of all stocks of driving belts, electric motors and parts thereof, or plant removed from France or Belgium and existing in depot parks, railways, ships and factories.

(f.) The furnishing of the particulars referred to in Articles 3 and 6 hereof shall commence within 8 clear days from the 20th January, 1919, and shall be completed in principle before the 1st April, 1919.

7. As a further guarantee, the Supreme Allied Command reserves to itself the right to occupy; whenever it shall consider this desirable, the sector of the fortress of Strassburg formed by the fortifications on the right bank of the Rhine, with a strip of territory extending from 5 to 10 kilometres in front of such fortifications, within the boundaries defined on the map appended hereto.

**Armistice Convention
with Germany.**

736

The Supreme Allied Command shall give 6 days' notice prior to such occupation, which shall not be preceded by any destruction of material or of buildings.

The limits of the neutral zone will, therefore, be advanced by 10 kilometres.

8. In order to secure the provisioning of Germany and of the rest of Europe, the German Government shall take all necessary steps to place the German fleet, for the duration of the Armistice, under the control and the flags of the Allied Powers and the United States, who shall be assisted by a German delegate.

This arrangement shall in no wise affect the final disposal of such vessels. The Allies and the United States shall, if they consider this necessary, replace the crews either entirely or in part, and the officers and crews so replaced shall be repatriated to Germany.

Suitable compensation, to be fixed by the Allied Governments, shall be made for the use of such vessels.

All questions of detail, as also any exceptions to be made in the case of certain types of vessel, shall be settled by a special agreement to be concluded immediately.

Trèves, 16th January, 1919.

(Signed) FOCH.
BROWNING.

(Signed) ERZBERGER.
OBERNDORFF.
VON WINTERFELDT.
VANSELOW.

AGREEMENT TO PROLONG THE ARMISTICE.

(16th February, 1919.)

CONVENTION.

The undersigned Plenipotentiaries, possessed of the powers in virtue of which the Armistice Agreement of 11th November, 1918, was signed, have concluded the following additional agreement :—

Admiral Wemyss being replaced by Admiral Browning, General v. Winterfeldt, by General v. Hammerstein, and the Minister Plenipotentiary Count v. Oberndorff by the Minister Plenipotentiary v. Haniel.

I.—The Germans are to cease all hostilities against the Poles at once, whether in the district of Posen or any other district. With this end in view, they are forbidden to allow their troops to cross the following line—the old frontier between East and West Prussia and Russia as far as Louisenfelde, from thence the line west of Louisenfelde, west of Gr. Neudorff, south of Brzoza, north of Schubin, north of Exin, south of Samotschin, south of Chodziesen, north of Czarnikau, west of Miala, west of Birnbaum, west of Bentschen, west of Wollstein, north of Lissa, north of Rawitsch, south of Krotoschin, west of Adelnau, west of Schildberg, north of Doruchow, to the Silesian frontier.

II.—The Armistice of 11th November, prolonged by the Agreements of 13th December, 1918, and 16th January, 1919, until 17th February, 1919, is further prolonged for a short period, the date of expiry not being given, the Allied Powers and those associated with them reserving to themselves the right to terminate the period at 3 days' notice.

III.—The carrying out of those clauses of the Agreement of 11th November, 1918, and of the additional Agreements of 13th December, 1918, and 16th January, 1919, the terms of which have not yet been fully carried into effect, will be continued and completed during the prolongation of the Armistice, according to detailed arrangements made by the Permanent Armistice Commission, acting on instructions issued by the Supreme Allied Command.

(Sd.) FOCH.
BROWNING.

ERZBERGER.
FREIHERR v. HAMMERSTEIN.
VON HANIEL.
VANSELOW.

TRÈVES,

16th February, 1919

PROTOCOL.

Article 16 of the Armistice of 11th November, 1918, imposes on Germany the obligation of allowing the passage of Allied forces *vid* Danzig, and in consequence, according to the view of the Allies, that of General Haller's troops.

The German Government has proposed new means of transportation, viz. :—

1. From Stettin, *vid* Kreuz towards Posen and Warsaw.
2. From Pillau—Königsberg and Memel, *vid* Korschen—Lyckrajewo.
3. By Coblenz—Giessen—Cassel—Halle—Eilenburg and by Frankfurt-on-the-Main—Bebra—Erfurt—Leipzig—Eilenburg, thence by Kottbus, Lissa and Kalisch.

The German Government guarantees the absolute security of these methods of transportation. In addition, measures will be taken to ensure that the troops passing through German territory avoid everything which might provoke unrest among the population.

The transportation of the troops will commence about 15th April and will continue for about two months.

The Polish troops which are to be transported are destined for the maintenance of order in accordance with Article 16 of the Armistice of the 11th November, 1918.

The execution of the transportation will be carried out as shown in the Annexe to this Protocol.

In the event of the employment of these new methods of transportation proposed by the German Government leading to serious difficulties, which the German Government after having been warned by the Allied and Associated Governments, was not in a position to overcome, Marshal Foch, Commanding-in-Chief the Allied Armies, reserves the right of having recourse to the transportation allowed for in Article 16 of the Armistice of 11th November, 1918, under conditions and guarantees to be fixed by the Permanent International Armistice Commission at Spa.

(Sd.) FOCH.

(Sd.) ERZBERGER.

SPA,

4th April, 1919.

ANNEXE TO PROTOCOL OF 4TH APRIL, 1919.

1. The transportation will be carried out by one of the following routes :—

- (a.) Coblenz—Cassel—Halle—Frankfurt—Leipzig.
Eilenburg—Cottbus—Lissa—Kalisch.
- (b.) Stettin—Kalisch.
- (c.) Pillau—Königsberg—Korschen—Lyck—Grajewo.

Six trains ("marches") every 24 hours may be made over each line (in the case of (a) above, half on each branch) under the reserve that in the case of the simultaneous use of the lines (b) and (c), the total number of trains used on both of these lines together does not exceed 10.

The Field-Marshal Commanding-in-Chief will first make use of the line (a).

The date of the commencement of the movement will be published as soon as possible and at least four days in advance to the German authorities through the medium of the Permanent Inter-Allied Armistice Commission, in the case of the employment of one or other of the lines. Particularly, the date of departure of the ships from the ports of embarkation, their size and numbers will immediately be notified to the Commission. The transportation will be able to commence from the 15th April and will last about two months.

2. The organization of the details of the transportation will be settled by a mixed commission at Spa composed of the French and German Presidents of the Sub-Commission for Transportation on the C.I.P.A.

This Commission must be immediately advised of any incident which arises out of the transportation and particularly of deviations from the route laid down necessitated by *force majeure*.

Staff officers from the Allied Army together with the German authorities concerned will control the transportation by routes (b) and (c) at Stettin and Königsberg. These officers will give the necessary orders to the Polish troops.

3. *Military measures.*—The troops will be transported in complete trains with their ammunition and supplies. The men will not carry ammunition on the person. The ammunition will be stored in one coach on the train and this coach will be sealed.

Liaison between the technical railway personnel, which is solely responsible for technical work on the lines of transportation, and the officers commanding the trains will be carried out through the medium of (a) officers from the Allied Armies accompanying each train; (b) officers from the Allied Armies (two officers with the necessary staff) at the stations where long halts are made.

These officers will also insure the liaison between the troops and the German military authorities.

Standing orders in four languages (French, English, Polish and German) will be drawn up by Major Courtillet and Major von Boetticher.

All measures will be taken by the Allied High Command to prevent incidents between the troops and the population. The German authorities on their part will take all the police measures necessary with regard to the population to avoid manifestations and disorder.

Long halts will be made about every 6 hours (a halt of at least 1 hour alternating with a halt of at least half-an-hour), to allow water to be distributed, and to allow the troops to leave the train. The troops will not be allowed to leave a certain area which will be fixed by the Allied officer in agreement with the German authorities.

The German authorities will have ready the water facilities and the necessary latrines. The food prepared on the train will be distributed at these long halts.

At the ports of Stettin and Pillau—Königsberg, a certain area will be kept free around the quays, outside which the fatigue parties employed for the disembarkation will not be allowed to move. The remainder of the troops will be kept on board.

The sick will be attended to by the doctors of the railway if there are no doctors with the troops; in case of need they will be attended to in hospitals on German territory and can be visited there by an officer delegated by the Allied military authorities. Transportation of supplies of food and ammunition subsequent to the passage of the divisions will be carried out *via* Stettin.

Telegraphic and telephonic communications on Service matters to and from the Allied officers attached to the convoys will be transmitted by the German authorities under the same conditions as German official communications.

4. *Technical measures.*—The transportation will be carried out in principle in trains of a standard type of 50 trucks (100 axles), comprising in particular one first or second-class coach for officers and closed trucks with benches, or passenger coaches, for the troops.

These rakes must not be split up or damaged either in course of transportation or when the troops are detrained or when the material is returned empty; they must be returned after the detrainment of the troops as soon as possible and by the same route. The Allies will supply rolling stock for route (a), the Germans for routes (b) and (c).

Every coach forming part of a loaded train, damaged on the German railways, shall be immediately replaced by the railway system concerned.

The necessary entrainment gear at the ports will be found by Germany; however, the troops must provide themselves with the necessary cordage for the rail journey.

The gear used for transportation on line (a) will, after detrainment, be stored in sealed wagons when the empty material is sent back.

Germany will provide engines on railways systems run by German personnel. Coal and grease will be provided by Germany. Train personnel will be furnished by Germany on the systems worked by German personnel.

5. *Payment.*—Germany will be allowed (i.) costs of transportation fixed according to the military tariff in force on the German railways, after deducting the cost of the hire of rolling stock, where the latter is supplied by the Allies.

(ii.) The amount of the expenses actually incurred by the transportation through Germany at the express request of the Allies, it being understood that the normal installations along a line of transportation will remain at the charge of Germany.

(iii.) The amount of damage caused by the troops proved and agreed by both parties.

The Sub-Commission for Transportation of the C.I.P.A. will be responsible for assessing the above expenses and for carrying out all the necessary investigations for these assessments.

PART XXIX.

MILITARY EFFORT OF THE BRITISH EMPIRE IN THE
GREAT WAR.

These notes on the military effort of the British Empire have been compiled for the purpose of showing its contribution in man power, and in other ways in the various theatres of war in which operations took place, whether these were conducted in conjunction with the Allied Forces or entirely by our own troops. The efforts of the various Dominions and Colonies have also been detailed as far as possible.

SECTION 1.

BRITISH MILITARY CONTRIBUTION DURING THE WAR.

(January, 1919.)

The following tables give details as to:—

- (a.) Employment of personnel.
(b.) Casualties.
(c.) Railway work.
(d.) Inland water transport.

(a.) *Employment of personnel.*

Theatre.	Maximum strength.	Total employed.	Officer-days.	Other ranks-days.
France	2,046,901	5,399,563	79,125,002	2,018,325,535
Italy	132,667	145,764	1,257,246	26,943,867
Salonica	285,021	404,207	6,237,896	176,235,249
Dardanelles	127,737	468,987	1,033,299	27,697,399
Mesopotamia.. .. .	447,531	889,702	9,946,727	324,959,703
Egypt and Palestine	432,857	1,192,511	12,090,798	337,184,848
German South-West Africa	40,000	60,000	297,000	11,963,000
German East Africa.. .. .	211,525	372,950	3,381,430	126,769,000
Togoland and Cameroons	21,300	22,000	100,000	2,936,000
North Russia and Vladivostock	16,187	16,187	72,500	2,240,000
Australasia	4,083	4,083	2,100	81,900
Total	8,975,954	113,543,998	3,055,436,501

(b.) *Casualties in all Theatres for the period up to 11th November, 1918.*

Theatre.	(i.) Killed, including died of wounds and disease.		(ii.) Missing and prisoners.		(iii.) Wounded.		(iv.) Total casualties.	
	Officers.	Other ranks.	Officers.	Other ranks.	Officers.	Other ranks.	Officers.	Other ranks.
France	32,815	527,520	10,848	316,114	83,362	1,753,787	127,025	2,597,421
Italy	88	945	39	729	334	4,661	461	6,290
Salonica	292	7,656	87	1,834	820	16,061	1,199	25,551
Dardanelles	1,785	31,737	258	7,431	3,010	75,508	5,053	114,676
Egypt and Palestine.. .. .	1,108	15,258	183	3,699	2,317	35,763	3,608	54,720
Mesopotamia	1,351	30,408	535	14,785	2,431	48,725	4,347	93,913
German South West Africa.	31	396	14	738	62	498	137	1,632
German East Africa .	390	37,354	31	1,294	480	7,800	901	46,448
Togoland and Cameroons.	23	41	7	46	25	302	55	389
North Russia and Vladivostock.	3	45	2	73	3	61	8	179
Total	37,886	651,360	12,064	346,743	92,844	1,943,121	142,794	2,941,224*

* For later Summary of casualties, see p. 237.

British Empire's
Contribution.

740

Note.—The total sick and wounded evacuated from the Expeditionary Forces to England from commencement of the war to 15th November, 1918, were:—

Officers 117,211
Other ranks 2,267,201

These figures include a proportion of the wounded mentioned above.

(c.) *Railway work.*

Theatre.	Miles of track laid.		Locomotives supplied.	Wagons supplied.
	Broad gauge.	Narrow gauge.		
France	3,019	1,904	2,938	68,493
Italy	80	31	240
Salonica	30	140	173	5,031
Mesopotamia	155	621	191	3,960
Egypt and Palestine	420
German South-West Africa	430
German East Africa	80
Total	4,134	2,745	3,333	143,011

(d.) *Inland water transport.*

Theatre.	Vessels in use.	Vessels on order.
France	1,336	270
Italy	118	..
Salonica	6	..
Egypt	28	47
Mesopotamia	1,621	164
Total	3,109	481

(e.)—*The provision of men for the armed Forces of the Crown (as far as the Army is concerned).*

Strength of the Regular Army, Reserve and Territorial Force on 4th August, 1914, was	733,514
England has since recruited	4,006,158
Wales and Monmouthshire have since recruited	272,924
Scotland has since recruited	557,618
Ireland has since recruited (excluding those enlisted out of Ireland)	134,202
Canada has since recruited	628,964
Australia has since recruited	416,809
New Zealand has since recruited	220,099
South Africa has since recruited	136,070
Newfoundland has since recruited	11,922
Other Colonies, &c., have since recruited	12,000
Total, white enlistments	<u>7,130,280</u>

In addition to the above there were in India at the outbreak of the war:—

Indian, other ranks	239,561
The total recruiting up to 30th September, 1918, was, other ranks	1,161,789

In addition South Africa contributed in coloured troops	92,837
The West Indies	10,000
Other Colonies	20,000
Total	<u>8,654,467</u>

In addition to the above, Chinese and other labour units have been raised in Egypt, Mesopotamia and Salonica.

The following figures show the losses to the British Army (white troops only) and excluding Dominion troops up to January, 1919 :—

	Officers.	Other ranks.	Total.
Killed, died of wounds, and died other causes	30,665	463,695	494,360
Missing and prisoners	11,775	314,506	326,281
Totals	42,440	778,201	820,641

In addition to the above there have been the following losses :—

Discharged as medically unfit	588,396
Not likely to become efficient	131,781
Time expired	42,176
Other causes	88,126
To Army Reserve (ordinary)	46,447
Total discharges	896,926
Died at home	37,179
Deserted (many rejoined)	114,670
Total	1,048,775

In addition to the above 22,684 officers have been lost to the Army.
The total permanent losses were therefore :—

Officers	22,684
Killed, died, missing and prisoners overseas	820,641
Discharged, died, deserted at home	1,048,775
Total	1,892,100

The total number of wounded (British only) was 1,527,711.

There were 901,705 of these evacuated from France to England, and in addition 1,088,110 sick were also evacuated from France to England.

Of the total sick and wounded who were evacuated from France during 1918, there were 198,000 who became fit again to return to fighting units.

FRANCE.

The campaign in France has been by far the greatest military effort of Great Britain during the war. The first British contingent had landed by 16th August, 1914, and since that date the British Army in France has grown larger and larger until at the time of the Armistice it represented nearly one-third of the total Allied forces in the Western Theatre.

The campaign, commencing with the retreat of the whole of the Allied Army to the immediate neighbourhood of Paris and the Seine, was retrieved by the battle of the Marne, which drove back the enemy behind the Aisne, his further attempts to out-flank the Allied left were victoriously repulsed, and a connected front established from the sea to the Swiss frontier. The situation continued thus from November, 1914, to March, 1918. Various attacks on a large scale by both sides—in 1915 in Artois and Champagne by the Allies; in 1916, at Verdun by the Germans, and on the Somme by the Allies; in 1917, at Arras, east of Rheims, and in Flanders by the Allies—effected little material change in the situation. In March, 1918, the enemy, reinforced by large contingents from the Eastern Theatre, attempted several large scale breaks through, but was unsuccessful in defeating the Allies before the arrival of large American forces, coupled with the serious decline of enemy man power, and the unity of command which had been realized, enabled the Allies to strike a succession of heavy blows, beginning from the middle of July, which in five months compelled the enemy to consent to a cessation of hostilities.

Man Power.

The maximum strength at any one time in this theatre was 1,264,660 combatants, and 782,241 non-combatants, a total of 2,046,901 men.

The total casualties amounted to :—

Killed or died of wounds	560,335
Missing and prisoners	326,952
Wounded	1,837,149

The total numbers employed up to 11th November, 1918, were 3,790,553 combatants, and 1,609,010 non-combatants, a total in all of 5,399,563.

The number of officer-days amount to 79,125,002 and the number of other ranks-days to 2,018,325,535.

Railways.

The railway network of France, already very complete, has been still further amplified and improved in the zone of the British Army in France. During the course of the war 2,075 miles of broad and metre gauge track have been laid, and 944 miles reconstructed after destruction by the enemy in the territories recovered by the British. Besides, 1,904 miles of light 60 cm. railway have been laid. A very large amount of rolling stock has been sent across the Channel from Great Britain for the purpose of working these lines, and at the time of the Armistice we had running on the standard gauge railways 1,394 locomotives, 7 tractors, 49,687 wagons, or in 10 ton units 65,287. On the 60 cm. railways there were in service at the same date 392 locomotives, 823 tractors, and 5,616 wagons, and the state of efficiency to which the railway service had been brought at this date is evinced by the fact that only 1·5 per cent. of the standard gauge wagons were out of service, and only 53 light railway locomotives and 74 tractors had been evacuated to England.

Water Transport.

The excellent canal system of Northern France and Belgium was taken full advantage of by the British Armies, and the use of these waterways was of considerable help in relieving the strain on the railways and in assisting the supply of all kinds of material to the Army Zone. By the 9th November, 1918, the total of craft, including tugs, barges of all kinds, dredgers, launches, cargo boats and oil tanks, was 950, while a further 70 were in construction and 22 had been purchased but not delivered.

Home and Cross-Channel Service.

For this service, up to the date of the Armistice, a total of 386 vessels were in use and 178 were either delivered or building. Among the vessels delivered were 241 cross-channel barges, 67 tugs, 4 dredgers and 4 train-ferry steamers.

THE DARDANELLES.

The operations on the Gallipoli Peninsula were undertaken with the object of forcing the Dardanelles and enabling the British and French Navies to effect an entry into the Sea of Marmora. An attempt by the warships to destroy the forts at the mouth of the Straits and to force the passage without the aid of troops having failed on 18th March, 1915, it was decided to land a force of British and French troops on the Gallipoli Peninsula and by clearing that side of the Straits to enable the Fleet to pass through.

The landing was carried out by the 29th Division and two Australian divisions on 25th April at two places, at Helles, the most southerly point of the peninsula, and at a point known subsequently as Anzac Cove on the western shore of the peninsula, about 14 miles north of Cape Helles. These operations, demanding as they did a series of landings on an open beach in face of a determined and fully prepared enemy and, in the case of the Australians at Anzac Cove, the climbing of almost precipitous cliffs after the landing had been effected, was a task of extraordinary difficulty which only succeeded owing to the remarkable endurance and resolution shown by the troops.

The plan of operations subsequent to the landing was a combined advance by both forces from south and west, and heavy fighting ensued, especially at Cape Helles, where a determined effort was made to capture the commanding height of Achi Baba, but the desperate resistance of the enemy, their increasing numbers, and the exposed nature of the ground held by our troops prevented further material progress being made, although a number of heavy Turkish counter-attacks were repulsed and some ground was gained at various points.

During the next few months the Turkish forces were reinforced by several divisions which had been freed owing to the abandonment by Russia of her project for co-operating from the coast of the Black Sea, and in spite of the arrival of the 52nd British Division our troops were relatively no stronger than before. Under these circumstances it was decided to send out three more regular divisions and the infantry of two Territorial divisions, and with these it was proposed to effect a landing at Suvla Bay, 18 miles north of Cape Helles, and by a combined advance from that point and from Anzac to secure the Sari Bair heights and cut the communications of the Turks on the peninsula.

These operations commenced on 6th August. They consisted of an advance from Anzac on the Sari Bair heights, combined with a landing at Suvla, and an advance inland from there with a view to effecting a junction with the Anzac forces. Very heavy fighting took place. The former operation, in the course of which the troops had to fight their way forward through a country consisting of deep ravines, was only partially successful. The summits of the ridge could not be held against the enemy's counter-attacks, while the force allotted to Suvla Bay, although it had been safely landed without serious opposition from the enemy, could not effect any material progress in view of difficulties of water supply, combined with the intense heat and the inevitable disorganization of a landing carried out at night. After this check it became impossible to capture the main Turkish positions on the peninsula which would have enabled us to clear the western side of the Straits; operations on a large scale were abandoned, and a period of trench warfare intervened which lasted until the evacuation took place in the following December and January. This period involved great hardships owing to the nature of the climate. Sickness, resulting from the strain of incessant fighting throughout the summer, took a heavy toll of men, while the intense cold, rain and snow which was encountered in the autumn and winter entailed great suffering, but perhaps the most trying feature of this campaign was the continuous shelling to which the troops were subjected, there being no place on the peninsula where the troops in reserve could find any rest or relief or avoid constant casualties from this cause.

This campaign, although it failed to attain the object with which it was undertaken, had proved so severe a strain on the Turkish Army and had resulted in such heavy losses that that Army, except for a temporary success gained in the following Spring over a small British force in Mesopotamia, was thenceforth powerless to resist the steady pressure of the British and Russian forces in Mesopotamia, Palestine and Armenia. Moreover, our initial successes in Mesopotamia and those of the Russians in Armenia could never have been gained had not the bulk of the Turkish Army and the flower of their troops been engaged in the defence of the Dardanelles.

The maximum strength at any time in this theatre of war was 85,175 combatants and 42,562 non-combatants, making a total of 127,737.

The total casualties were as follows :—

Killed and died of wounds	30,456
Missing and prisoners	8,443
Wounded...	73,928

The total numbers employed in this campaign were 327,606 combatants and 141,381 non-combatants, making a total of 468,987, or more than four times the maximum number of men employed at any one time, showing how heavy was the wastage.

The total number of officer-days was 1,033,299, and other ranks-days amounted to 27,697,399.

ITALIAN CAMPAIGN.

Operations.

The campaign commenced on 2nd November, 1917, shortly after the opening of the great Austro-German offensive. Five British divisions arrived in Italy before the end of the year, and their presence was an important moral factor in restoring the situation. Two of these divisions were withdrawn to France in March, 1918, to meet the threatened German offensive. During the Austrian offensive of May, 1918, the British forces were on the Asiago Plateau, where they repulsed the enemy's attack with heavy loss.

In the Allied offensive of October, 1918, they took a prominent part in the crossing of the Piave and in the subsequent operations which culminated, on 4th November, in the signing of the Armistice with Austria.

Man Power.

The maximum strength of British forces in Italy at any one time was 91,102 combatants and 41,565 non-combatants, amounting in all to 132,667 men.

The casualties up to 11th November, 1918, were as under :—

Killed and died of wounds	1,057
Missing and prisoners	670
Wounded	4,971

The total numbers employed in Italy to the same date were: combatants, 101,880; non-combatants, 43,884; or a total of 145,764.

The number of officer-days amount to 1,257,246, and the other ranks-days is 26,943,867.

Railways.

The railway network in the plains of Northern Italy was so excellent as to afford very little need for new construction. Nevertheless, for the building of 60-cm. gauge railways in the neighbourhood of the Asiago Plateau there were despatched to Italy in all 31 locomotives and tractors, 240 wagons and 80½ miles of track.

Water Transport.

Water transport was not used in this theatre so far as concerns the interior of the country. A certain number of craft were sent over to Taranto, the totals being 12 tugs, 1 water tank boat, 15 launches (of which 1 was wrecked) and 90 barges.

SALONICA CAMPAIGN.

Operations.

The campaign commenced on 5th October, 1915, and ended on 30th September, 1918, when hostilities with Bulgaria ceased.

Of the six divisions which have served on the Salonica front four have been in that theatre continuously for almost 3 years. In order to maintain the quality of our forces on the Western Front we have not (until this year, when some 19,000 malarial cases were sent from Salonica to France), adopted the policy of bringing men away from this theatre after a certain period of service.

The number of admissions of patients suffering from malaria in this theatre up to 7th December was 160,381, being a ratio of 325 per 1,000; of these cases 693, or 1.45 per 1,000, proved fatal.

Our forces at Salonica have consequently suffered greatly, both from malaria and from the tedium of monotonous and uncomfortable surroundings, where billets are unknown, amusements few and leave rare. Moreover during a large portion of the campaign we have held a front of 90 miles with four divisions, so that no complete division, and on the Struma front no brigade, could be withdrawn into reserve.

Although severe fighting has been rare, the attacks which have been undertaken have been made against mountainous positions of great strength, defended by the enemy's best troops and by the bulk of his reserves. It is worthy of remark that positions of such a kind, west of Lake Doiran, were three times attacked—in April, 1917, May, 1917, and September, 1918—by the same division, and although on each occasion the division suffered extremely heavy losses, the third and last of the three attacks was conducted with such dash and gallantry that the strong Bulgarian reserves behind this sector of the front were completely immobilized, and the advance of the Serbians to the Vardar was thereby greatly assisted.

Man Power.

The maximum British strength in this theatre at any one time totals up to 137,236 combatants, and 147,785 non-combatants, in all 285,021.

The casualties up to 11th November amounted to:—

Killed and died of wounds	7,948
Missing and prisoners	1,921
Wounded	16,881

The total number of British troops employed to the same date were: combatants, 180,321; non-combatants, 223,886; in all, 414,207.

The officer-days during the campaign amount to 6,237,896 and other ranks-days to 176,285,249.

Railways.

The British sector on the Salonica front was almost entirely devoid of railways, and a large railway programme of construction had therefore to be undertaken. All the material for this had to be carried, at great risk and at considerable expense of cargo room, either from England or from Egypt, but despite all this the total railway stores lost at sea was surprisingly small. The largest item in this respect was that of 60 cm. trolley wagons, 1,188 being shipped, of which 294 were lost at sea, but all cases of loss were made good by replacement orders. On the other hand, 1,996 normal gauge wagons were transported and 364 miles of track without any loss whatever. Up to the Armistice 140 miles of 60 cm. and 30 miles of normal gauge line had been constructed on this front. A summary of the rolling stock delivered for the Salonika front is as under—

—	Locomotives.	Tractors.	Wagons.	Trolleys.	Rail motor cars.	Coaching stock.
60 cm.	69	45	1,777	1,188
4 feet 8½ inch gauge	59	..	1,996	..	5	65
Total ..	128	45	3,773	1,188	5	65

Water Transport.

There was very little scope for the use of water transport on the Salonika front, and the only item sent out was six motor launches, of which one was lost *en route*.

SIBERIA.

In May, 1918, it was decided to despatch a British battalion to Vladivostock to keep the Port open for the evacuation of the 2nd Czecho-Slovak Division, which was *en route* from Russia, and to protect the vast accumulation of war material and stores in the district. Forces of other Allies were subsequently added to these. It was later decided to organize a mixed brigade of all arms to co-operate with the Czech and Siberian troops to enable the latter to be extricated and to cover the vast resources of Siberia from German-Bolshevik penetration. The command and organization of this force was delegated to the Canadians, who were also to find the bulk of the troops. A second British battalion arrived in December, 1918, and the Canadian forces are now concentrating at Vladivostock.

In addition, a powerful British Military Mission was despatched to show our sympathy with the Siberian efforts to maintain an orderly Government, to help it to train its forces and to distribute the material supplied from Vladivostock and from the United Kingdom. Complete clothing and equipment for a force of 100,000 men were despatched from this country in October and November, 1918, and a similar quantity is now in preparation for despatch early in 1919.

NORTH RUSSIA.

Operations in North Russia were undertaken for five reasons :—

- (1.) To prevent further movements of German troops from the Eastern to the Western Front.
- (2.) To assist the 1st Czecho-Slovak Division, which was then moving from South Russia towards Archangel.
- (3.) To deny the enemy the use of Murmansk and Archangel as submarine bases.
- (4.) To deny the enemy the remains of the valuable military stores still lying at Archangel.
- (5.) To act as a rallying point to all pro-Entente elements in Russia.

At Murmansk we had maintained a battleship for a considerable period, and in April, 1918, in order to preserve order in the town, a small detachment of Marines was landed, which was joined by Serbian and French detachments from the interior of Russia. On 23rd June a small force of British troops was landed here and at Pechenga, with the rôle of assisting the inhabitants to resist the Germano-Finnish drive northwards. On 2nd August, at the request of the Anti-Bolshevik Government of Archangel, a small Allied force, escorted and protected by battleships, landed at Archangel.

Later, the forces both at Murmansk and Archangel were largely increased; at Murmansk, owing to the imminent danger of an attack by the German troops which from July to October were massing in Finland; and at Archangel, owing to the strenuous efforts of the Bolsheviks, with whom were German staff and instructional officers, to prevent our advancing southwards. Our troops were joined at Murmansk by an Italian contingent, and at Archangel by Americans and French.

The results of our occupation were *firstly*, the retention in Russia of large German forces in spite of the heavy fighting on the Western Front, and *secondly*, the establishment of orderly governments under whom local forces are being raised, equipped and trained with our assistance. Complete equipment for 25,000 local troops have been supplied, including clothing, rifles, guns, ammunition, aeroplanes, accoutrements, entrenching tools, &c.

This being the first time that British or Western European troops had been employed in arctic climates, a large amount of organization was required to produce the necessary warm clothing and equipment. The latter has included the provision of material to render a certain proportion of the troops mobile under snow conditions, such as skis, snow shoes, sleighs, arctic tents, special sledging rations and teams of dogs. All the burden of providing supplies for maintaining the Allied and local troops fell on the British Government, and as in addition it was necessary (in default of the American ability to redeem their promises in this respect) to provide food for the civilian population to the number of 100,000 at Murmansk and 600,000 at Archangel. The consequent drain on our shipping resources has also been very heavy.

As the railway and harbour organization at both places were in a very unsatisfactory condition, large quantities of material and a considerable number of technical personnel have also been provided. It has been necessary, in the case of the Murmansk Command, to supply hutting or other accommodation for a very large proportion of the forces, as the resources of the country in this direction are very small indeed

The maximum strengths up to the present are :—

12,140 combatants and 4,047 non-combatants, making a total of 16,187 men. This is also the present strength of the forces in the North Russian and Siberian Theatres.

Further administrative troops are now in preparation, and it is estimated that the British numbers will eventually be :—

At Murmansk	8,000
At Archangel	6,500
In Siberia	8,000

The casualties up to 11th November, 1918, amounted to :—

Killed and died of wounds	48
Missing and prisoners	75
Wounded	64

The total number of officer-days for North Russia and Siberia amount to 72,500 and other ranks-days to 2,340,000.

PALESTINE.

The first actual collision with the enemy in this theatre of war appears to have taken place on 20th November, 1914, in a patrol encounter east of the Suez Canal, but the first fighting of importance took place at the end of January, 1915, when the Turks made an attack on the Canal itself. These operations have demanded a serious military effort and involved enormous expenditure in men, money and shipping. Great hardships have been encountered in the Sinai Desert owing to heat and lack of water, while during the advance in Palestine our troops have had to encounter severe cold and wet in the hilly country of Judæa and east of the Jordan, where little shelter has been obtainable, and owing to difficulties of transport the troops have frequently been placed on half rations. In the Jordan Valley intense heat and malaria were encountered. During the early part of the campaign a large army had to be maintained in a waterless desert at a distance of about 150 miles from their base. All the water for the force had to be brought by pipe line from Egypt, and the fact that these difficulties were successfully overcome constitutes a remarkable achievement both as regards the endurance of the troops and as regards the efficiency of the administrative services.

The maximum number of troops employed at any one time in this theatre has been 228,927 combatants and 203,930 non-combatants, making a total of 432,857.

The casualties incurred have been as follows:—

Killed and died of wounds	16,366
Missing and prisoners	3,882
Wounded	38,090

The above bears little relation to the total wastage for the total numbers employed on the campaign, up to 1st October, 1918, were 717,853 combatants and 474,658 non-combatants, making a total of 1,192,511.

In Egypt and Palestine the number of officer-days amount to 12,090,798 and other ranks-days to 337,184,848.

Administration and Development.

A railway has been constructed connecting the Egyptian system with the Syrian and Hedjaz Railways. Up to 9th November, 1918, the following railway construction has been carried out:—77 miles of single line has been constructed west of the Suez Canal; 126 miles of double and 217 miles of single line has been constructed east of the Canal, as well as a large number of light railways. Kantara, on the Canal, has been developed into a port of great importance, capable of serving as the main base for our army in Palestine. Road communications throughout Palestine have been greatly improved, and the whole administration of the country has been placed on a sound footing. The population is contented and prosperous, education is being encouraged, the areas under cultivation are being increased, prices are falling, up-to-date sanitation has been introduced in many of the towns, and the rate of sickness and mortality has decreased. A new water supply has been provided for the city of Jerusalem, which has been brought from the neighbourhood of Hebron.

Effects of British Occupation.

The main features of the situation resulting from the expulsion of the Turks from Palestine and Southern Syria has been the removal of the desert barrier which has hitherto protected Egypt on the east. This is a most serious matter in connection with the defence of the Suez Canal, an artery vital to our Indian Empire. We could not regard with equanimity the possibility of the creation of a modern army in Syria, which might be used against us. In connection with this question, it must be remembered that the Arabs possess a population of about 3,000,000, which might allow them to place in the field a force of 300,000 fighting men.

Another result of the operations in Egypt has been that the Nile Valley has on the west been brought into contact with North African territory likely to fall under the domination of a European Power.

The general result is that, whilst we have done pioneer work which will benefit the surrounding countries, our immense expenditure in blood and treasure has actually weakened our strategic position by breaking down natural barriers

MESOPOTAMIA.

The campaign commenced on 6th November, 1914, and lasted practically 4 years, during which our forces have inflicted a series of crushing defeats on the Turks and have occupied the whole country as far north as the Lesser Zab and Hit on the Euphrates, while during the past year they have extended their right flank to the Caspian Sea at Enzeli.

The difficulties met with in this campaign have been very great; the climate is tropical and of a peculiarly trying nature; few, if any, parts of the world are hotter in summer, while in winter intense cold is encountered. Diseases peculiar to the tropics are prevalent, especially malaria, sand-fly fever and dysentery; little shelter is obtainable, and drinking water is very scarce except in close proximity to the rivers. All these evils were aggravated during the early period of the campaign, owing to the inadequacy of the previous preparations which had been made; and the suffering and hardship inflicted on the troops was proportionately great.

Military operations have also been hampered by the fact that there were no roads, and the tracks which existed ran over alluvial soil liable to be flooded for long periods and to become a quagmire during rain. Rivers and waterways afforded the main means of communication, and these have a very tortuous course, shifting channels, and depth varying in accordance with the season, so that to navigate the rivers at all seasons of the year, specially constructed vessels are necessary. The base port of Basra was unsuited for ocean-going steamers, and in every way inadequate for the maintenance of a large force. To add to all our other difficulties there were, when the campaign began, no maps available of the country in which it was to be conducted.

The maximum number of troops employed in this theatre during any one time was 168,829 combatants and 278,702 non-combatants, making a total of 447,531.

The following casualties have been sustained :—

Killed and died of wounds	31,758
Missing and prisoners	15,350
Wounded	51,156

The total numbers employed on the campaign up to 11th November, 1918, were : 400,905 combatants and 488,596 non-combatants, making a total of 889,702, or nearly double the numbers employed at any one time. The wastage is largely due to heavy casualties from sickness.

The number of officer-days amount to 9,946,727 and other ranks-days to 324,959,703.

The extent to which the country has been developed, the railway construction, development of harbours and inland water transport, may be appreciated from the following figures.

Agriculture.

In the Spring of 1918, the Army and the civilian population needed large supplies of grain, other foods, fodder and firewood from India, and a large amount of transport was being used for this purpose. In May of this year a scheme was approved for expenditure upon irrigation works, machinery and seeds, including advances to local inhabitants, amounting in all to approximately 1,800,000*l.* The result of this is expected to be that 1,500,000 acres, otherwise derelict, will be cultivated either directly by the army or indirectly by the inhabitants; and the total production therefrom will be from 75,000 to 150,000 tons of wheat, 300,000 to 600,000 tons of barley, and 375,000 to 750,000 tons of bhoosa. The scheme is being worked through a Directorate of Agriculture and with assistance from India. By the summer of 1918, the army was already reported to be self-supporting in vegetables, and large crops of fodder are also being raised. By October, 1918, 450,000 tons of grain were reported as the approximate results of the last harvest, but owing to the influx of refugees and the extension of occupied territory, supplies from India will be necessary, although the quantity required will be very greatly reduced, as also the transport necessary.

During 1918 the whole of the country has been organized by the Directorate of Agriculture, arrangements being made with local tribes and farmers on various terms for the cultivation of land. Nine flour mills have been sent out from England, baling presses and crushers have been supplied from India, together with a large amount of other machinery. Canals have been cleaned out, pumps supplied and erected, and irrigation improved in a great many directions.

Basra Port.

With regard to harbours and inland water transport, no landing facilities were available at the port of Basra in 1916, sea transports discharging to native craft for landing on temporary jetties along the narrow strip of foreshore.

In 1918 there were 1,500 feet of wharfage, and, in addition, a new port was opened at Nahr Umah in 1917, 25 miles north of Basra, which includes two berths of 350 feet each.

The wharves at Basra were equipped with 50 Gantry cranes, also runways, elevator conveyors, and all necessary mechanical appliances to render Basra a first-class port.

In 1916 the capacity of the port had been developed to 50,000 tons monthly. In July, 1918, the capacity was nearly 130,000 tons, and the ultimate capacity for which provision is being made is 150,000 tons monthly.

An extensive dockyard has been established at Mahgil, formerly a swamp, including 12½ acres wet basin with berthage of 6,000 feet, three slipways (largest capable of taking steamers up to 250 feet long). There are workshops fully equipped for the erection and maintenance of fleet, including power station and up-to-date power driven machinery.

From August, 1917, to 11th November, 1918, approximately 1,800,000 tons have been discharged at Basra.

River Fleet.

In 1916 the river fleet consisted of 195 craft (exclusive of native craft). In October, 1918, the fleet was over 1,600 (exclusive of native craft). The greatest difficulty has been experienced in obtaining suitable shallow draft vessels capable of navigating the Tigris and towing barges. Enquiries have been made practically all over the world, and India, Burma, Singapore, Egypt, Canada, South America and West Africa have contributed to the supply of craft. Expert advice has been obtained and special designs prepared for vessels capable of navigating one of the most difficult waterways of the world.

A large craft construction programme was undertaken in England and India, and shallow draft river craft successfully navigated on long deep sea voyage with insignificant loss. In November, 1918, 164 of these craft were built or building. In this large programme were included, in order to make the fleet self-supporting and to provide every possible comfort,

- 15 refrigeration barges,
- 10 ice barges,
- 4 filtration barges,
- 2 wrecking barges,
- 14 water barges.

Nine fire floats have been supplied and several fast craft designed on the hydroplane principle for rapid despatch work, telegraph and telephone repairs, &c.

In addition, a large fleet of hospital craft was specially designed and constructed. These include vessels of 1,000 horse-power, with cot accommodation for nearly 5,000 cases, fitted with operating theatres and every up-to-date medical and surgical appliance.

Fleet Construction and Maintenance Locally.

In 1916 the repair facilities were of the crudest and practically negligible. Large engineering workshops, in addition to those at Mahgil already mentioned, have been established at various points up the river as far as Baghdad, capable of executing running repairs. Every facility now exists for the maintenance of this large fleet of over 1,600.

River Traffic Control.

In 1916 the limit of river operations was Sheik Saad (243 miles). The river was uncharted unsurveyed and unbuoyed. Pilots were few in number and inefficient. River operations are now extended beyond Baghdad (500 miles). Pilots, who have been specially trained for individual sections, number several hundreds. The river has been completely surveyed, 700 buoys laid, and beacons erected. "The Narrows,"

21 miles of specially difficult river, are electrically lighted from a plant specially installed.

River conservancy work has been carried out, including extensive training of river channels, revetments of banks, damming of canals and provision of bye-passes, &c., by which the depth of water has been increased during low season from about 3 feet to a minimum of 5 feet.

Hammar Lake is being dredged; the River Euphrates is being opened up and over 900 craft placed on this river to carry crops locally grown, estimated at half a million tons, for the season 1918. Thirty-five sub-depôts have been established on the Euphrates.

The river now forms the main line of communication.

Oil Fuel.

Many oil-fuel burning vessels were supplied, and where possible other craft converted from steam to oil-fuel burning in order to take advantage of the unlimited supplies of oil available in the country. Oil fuel has been largely substituted for coal in workshops, &c. The general use of oil has resulted in a corresponding large reduction in coal imports. Oil fuel stations, including large tanks and storage, have been established at many points up river, served by a fleet of 56 specially constructed river tankers.

General Construction Work.

There has been extensive swamp reclamation, at Basra, at Mahgil and elsewhere. Camps, bungalows, stores, &c., have been built at various stations along the river.

A pontoon bridge, 750 feet in length, with 20 feet roadway, has been constructed across the Tigris at Amara, and various other pontoon bridges erected elsewhere.

Shujair Bund, south of Baghdad, wrecked by the Turks, was repaired, involving excavation of 15,000 cubic metres of soil and filling in of 44,000 cubic metres.

Personnel.

In 1916 there was a serious scarcity of labour, there being only 7,000 employed. Coolie labour was imported from India, China and Singapore; labour corps were brought from Egypt, and specialized labour from India, West Africa and British Honduras, under supervision of trained white personnel from England. By 1918 the number employed had risen to 45,000.

River Tonnage carried.

In July, 1916, the tonnage carried was 1,500 tons weekly, and in 1918 nearly 35,000 tons weekly; while from June, 1916, to November, 1918, 2,920,000 tons were carried up river by the Inland Water Transport.

Railway Construction.

Before our arrival in Mesopotamia there were no railways, except that between Baghdad and Samarra, a distance of 75 miles.

Up to 9th November, 1918, we had constructed (excluding the above 75 miles) :—

	155 miles of 4-ft. 8½-in. gauge and
	421 „ metre gauge main-line railway.
Total ...	576 miles main-line railway.

Including sidings, this amounts to nearly 800 miles of railway track construction.

In addition to this about 200 miles of light 2-ft. 6-in. gauge lines were laid from time to time for temporary service during various stages of the military operations.

A large proportion of the railways was constructed through country subject to floods, and this entailed heavy earthwork and extensive bank protection.

Two main branches of the Euphrates were bridged, the Dialha River was twice crossed, and in addition irrigation canals and river "spills" necessitated the construction of a large number of bridges and open culverts.

For the equipment of the lines the following locomotives and rolling stock were supplied, mostly from India :—

Standard gauge, 4 ft. 8½ in. locomotives	22
Metre gauge	144
2 ft. 6 in.	25
Standard gauge vehicles	200
Metre	"	"	3,523
2 ft. 6 in.	237

Well equipped workshops were established to keep the locomotives and rolling stock in good repair.

India has supplied nearly all the permanent way material and rolling stock for these railways, and this has entailed the transportation by sea of some 225,000 tons dead weight.

With the exception of unskilled local labour, employed chiefly on earthworks, all the personnel, to the number of about 20,000, was imported from India.

Civil Administration.

The whole of Mesopotamia as far northward as Kifri and Tekrit and westward to Hit is enjoying tranquility and prosperity, in spite of the war being still in progress, to a degree which has been unknown for centuries. Even the turbulent tribes on the Hai have responded to our efforts to reorganize the country. The existing laws are being administered with fairness and firmness, and where modifications are necessary due regard has been paid to local traditions and customs. Particular care has been taken not to disturb the religious susceptibilities of Mohammedans in such centres as Nejeff. The following telegram was sent by the Civil Commissioner, Mesopotamia, on the 4th October, 1918 :—

“Special prominence has naturally been given here to recent victories and deputations of notables in every town have called on local Political Officers to express their satisfaction. Telegrams of congratulation have been received from all over Iraq and many local notables have paid calls or written with same object. Jewish community contemplate giving an official banquet in honour of the occasion shortly. United States and French Consuls and American Relief Commission have called to express satisfaction. I am telegraphing *en clair* text of telegram sent to Nejeff in reply to telegram of congratulation from inhabitants of that town.”

The outstanding result of our conquest of Mesopotamia is that we have defeated the German scheme of establishing herself on the Persian Gulf by means of the “Baghdad Railway.” If the ambitions which depended on the realization of this scheme had matured, Germany would have been in a strong position for dominating the whole of the Middle East, which would have had a correspondingly adverse effect on the Indian Empire. Moreover, a strong naval power established in the Persian Gulf would be a standing menace to our sea communications with India, Australia and the Far East. Had Germany achieved her aim it would have compelled us to readjust our land defence of India, and would most probably have forced us to maintain in that country a much larger army than has hitherto been necessary, and, in addition, our naval forces in the Indian Ocean would have had to be increased.

The menace of a German advance to the Persian Gulf and of German and Turkish penetration into the countries bordering on India are for the time being removed, but it is noteworthy that the necessities of the military situation have compelled us to abandon to a great extent the policy previously adhered to by us for the defence of our Indian Empire. That policy was based on preventing any access by a European Power to the Persian Gulf, and it was for this reason that railway development south of Baghdad had, prior to this war, been consistently opposed. The whole of Mesopotamia has, however, now been opened up, and any great military power which is in a position to secure these railways could in a very short space of time secure access to the Persian Gulf. The work which we have performed would be of immense assistance to any such Power in menacing our position in India, the safety of which consequently depends on our control of Mesopotamia and the Persian Gulf.

COLONIAL CAMPAIGNS.

TOGOLAND.

Operations commenced on 7th August, 1914, when a detachment of the Gold Coast Regiment, West African Frontier Force, effected a landing unopposed at Lome, the German troops and administration retiring inland along the railway. The campaign ended on 26th August, 1914. It was conducted with especial energy and initiative, which resulted after 14 days' fighting in the unconditional surrender of the German forces in the vicinity of Kamina. The brunt of the operations was borne by British troops. French troops co-operated in the invasion of German territory from north-west, north and north-east. The terrain presented the usual difficult features of a bush country. Our main objective was the powerful wireless telegraph station at Kamina, forming a link between Nauen and Windhuk in German South-West Africa, which was situated far inland and therefore relatively inaccessible. Maximum number of British troops employed at any one time was about 60 Europeans and 2,540 natives, exclusive of Royal Navy and Royal Marine details and followers. (Many of these were employed later in the Cameroons.)

Administration.

About three-eighths of the country, say 12,630 square miles, remain in British occupation and is garrisoned by detachments of the Gold Coast Regiment, West African Frontier Force. The remaining five-eighths, say 21,028 square miles, is under French administration.

Development of the Country.

No railway connections with adjoining British or French territory have been planned and there have been no rail or road developments of any importance in either British or French adjoining territory towards the former German frontier.

Effects of Occupation.

Though economically valuable, the territory possesses little or no strategical value and its short coast line has no harbour, Lome being an open roadstead, though it might possibly form a submarine base. The hills in the interior have an elevation of from 600 to 1,000 metres and might be useful as a West African health resort.

CAMEROONS.

Operations commenced on 24th August, when our Nigerian troops crossed the Cameroon border at various points. A Franco-British expedition under General Dobell effected its disembarkation at Duala Harbour on 26th September, 1914. Hostilities concluded on 18th February, 1916, when the only remaining German detachment, which had been besieged in the hill station of Mora, surrendered to the Allies. The remainder of the enemy's forces had a short time previously retired into Spanish territory and been disarmed. This campaign was of a peculiarly arduous nature. In addition to the hardships incidental to operations in a tropical climate, the troops had to contend with great natural difficulties in the fall of thick bush, wide rivers, swamps, as well as rugged hilly country in the north of the Colony.

The maximum number of troops employed at any one time in the Cameroons was 9,300 combatants and 12,000 non-combatants, making a total 21,300.

Administration.

About one-tenth of the country, say 30,500 square miles, is in British hands, and about nine-tenths, say 274,440 square miles, is in French hands.

The total number of officer-days for Togoland and Cameroons amount to 100,000 and other ranks-days to 2,936,000.

Development of the Country.

No development has taken place since the occupation. Plantations, &c., have been conserved as far as possible, and order maintained.

Effects of Allied Occupation.

The most important result of this campaign, from a strategical point of view, is the possession of the fine and easily defensible harbour of Duala, which would form in enemy hands an ideal submarine base. This has now been virtually abandoned to the French. A further important result, which it is hoped will be secured, will be the restoration to the Nigerian Sultanate of Bornu of the areas incorporated in German territory.

GERMAN SOUTH-WEST AFRICA.

Hostilities commenced on 20th August, 1914, when a German force crossed the Union border at Nakob. The campaign concluded by the surrender of the German Protectorate troops on 9th July, 1915. This vast German territory, embracing an area of over 322,450 square miles, was peculiarly difficult of access, owing to the fact that, whilst it possessed no good harbour, it was shut off from Cape Colony by a difficult belt of waterless country. Moreover, all lines of advance inland from the coast had to traverse a waterless belt of 70 to 80 miles wide, presenting serious difficulties to an invading force.

The maximum numbers employed at any one time in this campaign were 38,000 to 40,000 all ranks (exclusive of native auxiliaries), making a total of 60,000.

The casualties were as follows:—

Killed and died of wounds	427
Missing and prisoners	782
Wounded	560

Administration and Development of the Country.

Through railway communication has been established between the railway system of Cape Colony and that of the German Protectorate. Under the administration of the Union of South Africa, the evils incidental to German rule have been abolished, the country is quiet, the natives are contented and prosperous, and the area under cultivation is constantly increasing. The number of miles of railway constructed since the occupation is 430, although a part of this is in Union territory.

Effects of British Occupation.

In itself, the territory possesses little military value, but it formed a grave danger to the territory of the Union so long as it was in German hands, providing, as it did, a base for operations for an incursion into British territory, and forming a constant source of encouragement to the disloyal element in South Africa. Not the least important result is the abolition of a rule which was notorious for its barbarity and which had almost resulted in the extermination of the Herrero population.

GERMAN EAST AFRICA.

The campaign began almost immediately after the outbreak of war on 4th August, 1914, and continued up to 25th November, 1918, the date of the surrender of the enemy forces in accordance with the terms of the armistice on 11th November. On that date the numbers of the enemy forces were reduced to about 155 Europeans and 1,168 natives. This campaign against the largest and most highly developed of the German overseas possessions was remarkable as having involved a serious military effort and very great hardships, owing to the enormous size of the territory, the unhealthy nature of much of the country, and the formidable resistance of a force mainly composed of natives, which was commanded by an enterprising and skilful leader. The maximum number of troops employed at any one time in this theatre was 24,156 combatants and 187,369 non-combatants, making a total of 211,525. The total number of casualties (exclusive of Indian and African followers), and exclusive of casualties in the forces operating on the Southern—Nyasaland side, up to 15th December, 1918, were—

	Officers.	Other ranks.
Killed and died of disease	397	9,051
Wounded	480	7,294
Missing and prisoners	30	911
Total	<u>907</u>	<u>17,256</u>

Casualties among the followers in the same period (again excluding those operating from Nyasaland), were—

Killed, died, &c.	{ Indian	286
	{ African	42,318
Wounded	{ Indian	11
	{ African	1,322
Missing, &c.	{ Indian	13
	{ African	622
Total	<u>44,572</u>	

The total numbers employed in the campaign up to 1st October, 1918 (again excluding the forces operating from Nyasaland), were 112,052 combatants and 260,898 non-combatants, making a total of 372,950. The total number of officer-days amounts to 3,381,430, and other ranks days 226,769,000.

Administration and Development of the Country.

The territory is to be held under the mandate, a part (approximating to the old German provinces of Ruanda and Urundi) is to be under Belgian administration, and the remainder (except for a few square miles at the mouth of the Rovuma River, which are to be administered by Portugal) under British administration. In the British area, which is now known as "The Tanganyika Territory," a civil administration was set up on 1st January, 1917, and by the end of 1920 had been organized on the lines of a British Protectorate.

The Effects of British Occupation.

The occupation of this territory safeguards British Imperial sea-routes by depriving an enemy of all opportunities of establishing naval bases in the Indian Ocean.

GROWTH OF KING'S AFRICAN RIFLES DURING THE WAR.

Strength of King's African Rifles.

Date.	Officers.	British N.C.Os.	Natives.
Outbreak of war	62	2	2,319
1st January, 1915	100	2	3,327
1st July, 1915	129	2	3,885
1st January, 1916	133	2	4,203
1st July, 1916	243	10	8,159
1st January, 1917	380	50	15,304
1st July, 1917	535	118	23,325
1st January, 1918	951	776	27,269
1st July, 1918	1,193	1,497	30,558
1st November, 1918	1,423	2,046	31,955
1st January, 1919	1,297	1,916	29,137

Dates of Organization of Battalions, &c.

1st Regiment	{	1/1 Bn. K.A.R., pre-war.	2/1 Bn. K.A.R., 22nd January, 1917.
		3/1 Bn. K.A.R., 22nd January, 1917.	4/1 Bn. K.A.R., 1st November, 1917.
2nd Regiment	{	1/2 Bn. K.A.R., 1st July, 1916.	2/2 Bn. K.A.R., 1st July, 1916.
		3/2 Bn. K.A.R., 10th January, 1917.	4/2 Bn. K.A.R., 1st April, 1918.
3rd Regiment	{	1/3 Bn. K.A.R., pre-war.	2/3 Bn. K.A.R., 30th November, 1916.
		3/3 Bn. K.A.R., 15th March, 1917.	4/3 Bn. K.A.R., 15th March, 1918.
4th Regiment	{	1/4 Bn. K.A.R., pre-war.	2/4 Bn. K.A.R., 1st June, 1916.
		3/4 Bn. K.A.R., 23rd January, 1917.	4/4 Bn. K.A.R., 1st May, 1917.
		5/4 Bn. K.A.R., 1st August, 1917.	6/4 Bn. K.A.R., 11th January, 1918.
5th Regiment.		1/5 Bn. K.A.R., 1st June, 1916.	
6th Regiment.		1/6 Bn. K.A.R., 1st June, 1917.	2/6 Bn. K.A.R., 1st August, 1917.
7th Regiment.		1/7 Bn. K.A.R., 1st May, 1917.	
		Mounted Infantry, K.A.R., pre-war.	
		K.A.R. Signal Company, 3rd August, 1917.	

KIAU-CHAU.

This campaign opened with the disembarkation of a British force in co-operation with the Japanese in Lo-Shan Bay on 23rd September, 1914. It was concluded by the surrender of the fortress on 17th November, 1914.

The British force employed included one battalion South Wales Borderers and half battalion of the 36th Sikhs.

The administration of the occupied territory has been assumed solely by Japan.

AUSTRALASIA.

These operations involved the occupation of the following islands :—

- (a.) Samoa group ;
- (b.) German New Guinea.
- (c.) Bismarcks Archipelago—Neu Pommern, Neu Mecklenburg, Neu Hanover, Admiral Islands, Bougainville and other smaller islands.
- (d.) Islands north of the Equator—Mariana Islands, East Caroline Islands, West Caroline Islands, Palau Island, Marshal Island, Nauru Island.

These were all seized with little difficulty, only slight opposition being encountered. Operations in each case were only of a few days duration. Samoa was occupied by a force despatched from New Zealand, supported by ships of the Royal Navy and the Royal Australian Navy ; the remainder of the German possessions south of the Equator by naval and military forces despatched from Australia ; and the islands north of the Equator were occupied by the Japanese. Samoa was surrendered on 29th August, 1914, German New Guinea on 24th September, 1914, and the Bismarck Archipelago on 21st September, 1914. The Island of Nauru was surrendered on 6th November, 1914.

The maximum numbers employed in these operations were : by New Zealand, 1,383, all ranks, and by Australia, 2,700, all ranks, exclusive of His Majesty's and His Majesty's Australian ships.

Effects of British Occupation.

The occupation of these territories has prevented the possible development of hostile sea power in the Pacific in proximity to the main sea routes from north to south and east to west. Their value is due rather to their geographical position than to special natural advantages.

VOLUNTARY ORGANIZATIONS FOR THE BENEFIT OF THE TROOPS.

Results achieved from the Army Council's scheme for the co-ordination, under the Director-General of Voluntary Organization, Sir Edward Ward, of voluntary effort on behalf of the troops :—

- (a.) 267 County and Borough Associations with 2,983 branches and groups of workers attached to them, received official recognition under the scheme.
- (b.) The total number of workers in connection with the movement was approximately 400,000.
- (c.) 88,000,000 clothing and surgical comforts were provided, which figure included the following specific articles :—
 - 1,742,947 mufflers.
 - 1,574,155 mittens (pairs).
 - 435,580 helmets.
 - 3,607,059 socks (pairs).
 - 123,666 sweaters.
 - 523,032 pyjamas.
 - 325,188 bed jackets and helpless-case jackets.
 - 351,762 bed socks.
 - 154,142 operation stockings.
 - 6,145,673 hospital bags.
 - 12,258,536 bandages of all kinds.
 - 45,503,001 dressings of all kinds.
 - 516,408 woodwork articles of all kinds.
- (d.) In addition, amongst the luxuries supplied were :—
 - 16,000,000 books (issued by Camps' Library).
 - 232,599,191 cigarettes.
 - 256,487 tobacco (lbs.).
 - 62,193 games.
- (e.) The estimated money value of these gifts at wholesale prices was 5,134,656*l*.

THE BRITISH SHARE IN VICTORY.

Pride of place, so far as man-power is concerned, belongs to France, though the actual figures of the strength of her Armies are not available for comparison. Great Britain, the Dominions, India and the Colonies between 4th August, 1914, and 11th November, 1918, passed more than 8,000,000 men through the ranks of their Armies, occupies the second place in respect of the contingents contributed for military service. The third largest contribution was made by the United States, who sent close on 2,000,000 men to fight in France.

In regard to Table 3 it should be explained that "ration strength" comprises the total number of men (excluding coloured labour and prisoners of war) who were being fed from Army stocks in France. The figures under this heading include thousands of men whose duty it was not to fight, but to supply, equip, and in other ways assist the fighting men. The "combatant strength" includes all fighting troops, together with the troops in divisional or base depôts, while the "rifle strength" is that of the officers and men of the infantry battalions alone.

(1.) TOTAL of British, Dominion, Indian and Colonial Troops.

British Isles	5,704,416
Canada	628,964
Australia...	412,953
New Zealand	128,525
South Africa	136,070
India	1,440,437
Other Colonies†	134,837
Total	<u>8,586,202</u>

(2.) TOTAL CASUALTIES.

	Approximate killed, died of wounds, died.	Approximate missing and prisoners.	Wounded.
British Isles	662,083	140,312†	1,644,786
Canada	56,119	306†	149,733
Australia	58,460	164†	152,100
New Zealand	16,132	5†	40,749
South Africa	6,928	33†	11,444
India	47,746	871†	65,126
Other Colonies§.. .. .	3,649	366†	3,504
Total	851,117	142,057	2,067,442

(3.) BRITISH Army in France, 1918.

	Ration strength.	Combatant strength.	Rifle strength.
11th March	1,828,098	1,293,000	616,000
1st April	1,667,701	1,131,124	528,617
23rd September	1,752,829	1,200,181	493,306
11th November.. .. .	1,731,578	1,164,790	461,748

† Includes coloured troops recruited from South Africa, West Indies, &c.

‡ Prisoners repatriated not shown. Men now known to be killed shown under heading of "killed."

§ Includes coloured troops from South Africa, &c., but excludes 44,262 African native followers, i.e., died and killed, 42,318; wounded, 1,322; missing, 622. The deaths were due mainly to epidemics.

The following are the comparable figures for the United States drawn up from official sources :—

(4.) UNITED STATES Army in France, 1918.

—	Ration strength.	Combatant strength.	Rifle strength.
11th March	245,000	123,000	49,000
1st April	319,000	214,000	51,000
25th September	1,641,000	1,195,000	341,000
11th November.. .. .	1,924,000	1,160,000	322,000

(5.) COMPARISON of Captures.

The captures of prisoners and guns in France during the victorious offensive against the German Army between 18th July and 11th November were as follows :—

—	Prisoners.	Guns.
British Armies	200,000	2,540
French Armies	135,720	1,880
American Armies	43,300	1,421
Belgian Armies	14,500	474

BRITISH IN OTHER THEATRES.

In addition there were 80,000 British combatant troops in Italy, who co-operated most effectively in the final defeat of the Austrian Army at Vittorio-Veneto, capturing 30,000 prisoners, and in the Eastern theatres of war, Palestine and Mesopotamia, where about 400,000 British troops on an average throughout 1918 were fighting, the complete defeat and destruction of the Turkish Army was affected by the British alone, and a total of 85,000 prisoners taken.

SECTION 2.

CANADA'S MILITARY CONTRIBUTION DURING THE WAR.
(January, 1920.)

1. At the outbreak of war the strength of the Army in Canada was—

Permanent force	3,000
Non-permanent (partly trained)	60,000

2. (a.) Grand total recruited in Canada for Canadian Expeditionary Force during the war up to 31st December, 1918 (exclusive of those enlisted for Naval Service, Royal Air Force, Imperial Mechanical Transport, Inland Water Transport, and exclusive of British and Allied reservists) 591,472
- (b.) Enlisted in England up to 31st December, 1918 ... 1,733
- (c.) Enlisted in Canada for overseas service, other than Canadian Expeditionary Force 21,169
- (d.) British and Allied reservists (exclusive of (c)) 14,590

·Nett total 628,964

3. NUMBER sent on service overseas from Canada up to 31st December, 1918.

—	Officers.	Other ranks.	Total.
Direct to England	17,281	397,736	415,017
To Bermuda and St. Lucia	198	3,367	3,565
To Siberia	237	3,586	3,823
Total	17,716	404,689	422,405

Of the numbers shown above as proceeding to Bermuda and St. Lucia, 109 officers and 2,912 other ranks later proceeded to England.

4. NUMBER sent on service overseas from England up to 31st December, 1918.

—	Officers.	Other ranks.	Total.
To France	22,373	377,434	399,807
To Salonica	162	357	519
To Palestine	6	250	256
To North Russia	36	552	588
To Mesopotamia	15	6	21
Total	22,592	378,599	401,191

5. TOTAL Canadian casualties suffered during the war up to 31st December, 1919.

—	Officers.	Other ranks.	Total.
France—			
Killed in action and died of wounds	2,595	49,074	51,669
Died, other causes	296	4,660	4,956
Wounded	6,347	143,385	149,732
Prisoners of war	236	3,693	3,729
Missing	6	6
Total	9,474	200,618	210,092
Canada, died other causes	3,055
Siberia—			
Died other causes	1	18	19
Wounded	1	1
Deaths in Canada (on strength of the Soldiers' Civil Re-establishment).	1,020

SECTION 3.

AUSTRALIA'S CONTRIBUTION IN THE WAR.*
(July, 1919.)

MILITARY.

Since the opening of the war Australia has mobilized, enlisted or trained 412,953 military and 3,856 naval men, making a total of 416,809, or nearly one-twelfth of its population.

By far the greater part of this, the Australian Force, *i.e.*, 331,781 men, was sent abroad into the opposite hemisphere for active service.

The equipment, transport and maintenance of the forces abroad and at home were organized and paid for by Australia.

After the withdrawal from Gallipoli, the Commonwealth of Australia maintained a total of five divisions and one Cavalry division, and by voluntary enlistment for overseas service kept all cadres up to strength, notwithstanding the unprecedented wastage. All the troops from Australia were front line troops and were constantly employed in the heaviest fighting.

At the outbreak of the war Australia was in a position through its previous institution of compulsory service for Home Defence, to mobilize a considerable number of men who had had more or less military training.

Though not under obligation for service abroad a requisite number of these men were immediately available, with the aid of Australia's naval equipment, to reduce and occupy Germany's colonial possessions in the Pacific.

Expeditions were sent for this purpose to :—

- (a.) The Bismarck Archipelago, under which name are comprised the islands of New Britain, New Ireland and various small islands, as well as the greater part of New Guinea, known as Kaiser Wilhelm's Land.
- (b.) The Solomon Islands.
- (c.) The Marshall, Carolines, Pelew and Ladrões Groups.
- (d.) And the operations of the Australian Navy cleared the way for the occupation of the Samoan Islands by the forces from New Zealand.

Military and naval contingents from Australia took possession and hoisted the British flag in all these territories, and some of them were afterward administered by the Federal Government with smoothness and efficiency.

In addition to these operations, the declaration of war on Germany by Great Britain in August, 1914, was almost coincident with an offer by the Australian Government of a contingent of 20,000 men for service abroad as they might be required.

This offer was accepted and in a very short time an infantry division and a brigade of Light Horse were *en route* for Egypt. The first contingent was speedily followed by others, and in a few months upwards of 70,000 Australians were either at the front, on the way, or in training in the various States.

In Egypt, Australian troops assisted in repelling the early attacks by the Turks and the Germans on the Suez Canal and in securing the safety of the country.

Later the bulk of the Australian troops participated in the Dardanelles campaign and with comrades from New Zealand, landed at Anzac Bay on the Gallipoli Peninsula, in close proximity to Helles, where the French troops made their landing.

The Australian casualties in these operations were approximately 26,000 battle casualties and 24,000 sick.

After the withdrawal from Gallipoli in April, 1916, the bulk of the Australian Infantry and Engineers were sent to France, where they were soon vigorously engaged in the campaign on the Somme, and the capture of the Hindenburg line in that region.

By this time Australia had five divisions on active service—a position which was maintained until the end of the war—and there was also the major parts of two divisions of cavalry on active service in Palestine.

Since their entrance into the fighting on the Western front, there have always been large numbers of Australians in France and Flanders. Sappers and tunnellers took part in the operations prior to the mining and capture of the ridge at Messines.

Their Infantry was on active service in the region of Armentières and other points.

* Based on information supplied by the High Commissioner for Australia.

In the fighting of 1917 Australian divisions were engaged as front line troops in the great offensive which resulted in the Battle of Menin Road, and the tremendous fighting for the ridges with which the names of Polygon Wood, Broodesinde, &c., are associated, on 20th September, 26th September, 4th October, 9th October and 12th October.

They assisted in the subsequent operations at Passchendaele, &c.

A feature of their later work in the Ypres Salient was the advance in efficiency of their artillery arm, and the entrance into active service in France of Australian aviators. A squadron had been in Palestine from early in 1916. A school for the training of the latter was established and provision was made for the construction of aircraft.

In the East, Australian troops rendered great assistance in the defence of Egypt and the Suez Canal, and later in the expedition into Palestine, where they were conspicuous for good work in El Arish, Gaza and other localities.

During the campaigns of 1918 the forces of Australia were conspicuous in the fighting, both in France and in Palestine.

In the great advance on the Western front against the enemy, which was begun in July, Australian divisions were frequently used as the spearhead of the British attacks and their performances were duly recorded in the official communiqués, and their work was subsequently continued. It will suffice to note for special mention the capture of Mont St. Quentin in August.

In Palestine, Australian Cavalry were consistently successful. General Sir Edmund Allenby placed the whole of his Cavalry arm, including British, Indian and Australian squadrons, under Lieut-General Sir H. G. Chauvel, of the Australian Imperial Force.

SUPPLIES OF PROVISIONS AND MATERIALS.

By special war legislation the Australian Government took steps to put at the disposal of the British and Allied Governments all its products and materials, and its enormous mineral resources.

MUNITIONS OF WAR.

Besides sending these contingents of fighting men to the front the Commonwealth took an active part in supplying munitions of war. Works were established in Australia for the manufacture of explosives, small arms, ammunition, harness, clothing, &c., and these were subsequently enlarged and subsidized, and their output greatly increased. They included the manufacture of field guns, shell and other munitions appertaining to artillery.

Further, upwards of 3,000 operating hands, comprising skilled and unskilled workmen, were sent from Australia at the expense of the Federal Government for war work in Great Britain.

It may be mentioned that where the current rate of wage in Great Britain falls below the sum of 2*l.* 6*s.* a week, the Australian Government paid a sum sufficient to increase the unskilled workman's pay to that sum.

ARMY SERVICE, MEDICAL AND NURSING SERVICES.

The Australian forces were fully equipped with their own Army Service Corps and Medical Corps and Nursing Service, all supported by the Commonwealth.

TRANSPORT.

The whole of the transport of Australian troops both to and from the scene of war, was arranged and paid for by the Australian people, through the Federal Government.

REPATRIATION AND PENSIONS.

It is proposed to bear the whole of the cost of reconveyance of Australian soldiers after the war, and to bear the expense of their pensioning and resettlement.

83,000 war pensions have already been granted involving an annual liability of 5,509,000*l.*

Upwards of 2,500,000*l.* have also been voted for the resettlement of soldiers already returned, and it is estimated that 30,000,000*l.* more will be required.

AUSTRALIAN RED CROSS.

This Society is represented by Commissioners in England, France and Egypt who administer the funds sent overseas under a Finance Committee. Through their operations the needs of the sick and wounded members of the Australian forces were

attended to and supplies of foodstuffs and clothing were despatched to the prisoners of war. About 5,000,000*l.* was raised in Australia by voluntary subscription in aid of it, and the funds which it administered.

NAVAL.

The Royal Australian Navy founded in 1909, consisted when war was declared of 1 battle-cruiser, 4 light cruisers, 9 smaller vessels, in all 14 vessels—a number nearly doubled during the war—the whole of which force was at once placed at the disposal of the British Admiralty, and was available for service in all parts of the world as an integral part of the Imperial Fleet.

In the early days of the war the Australian Fleet was employed in the operations entailed by the presence of the German squadron in the Pacific, in the occupation of German New Guinea, New Pomerania, Samoa and the islands in the Pacific, in escorting transports conveying New Zealand troops to Samoa, and Australian and New Zealand troops to Europe, during which service the German cruiser "Emden" was destroyed by H.M.A.S. "Sydney" in the Indian Ocean.

Subsequently the Royal Australian Navy, except ships required for local defence in the Pacific and Indian Oceans, operated in conjunction with the Grand Fleet of the Empire.

The personnel of the Royal Australian Navy consisted of about 9,000 officers and men of whom some 1,500 were lent by the Royal Navy and some 3,000 belonged to the Royal Australian Naval Reserve.

The Commonwealth Government maintained fully equipped dockyards and complete training establishments for officers and men of the Royal Australian Navy.

The entire cost of the Australian Navy was borne by Australia alone, and is included in the total shown in the Financial Report under the general heading of War Expenditure.

The Australian Commonwealth took active steps in the direction of shipbuilding. In its home dockyards ships both for the naval and mercantile marine were constructed under Government auspices with the utmost expedition.

WAR FINANCE OF THE AUSTRALIAN COMMONWEALTH.

The subjoined statement shows that the actual War Expenditure from the public funds of the Commonwealth up to the end of the financial year 1917-1918 was 184,813,207*l.*

The amount expended during the financial year of 1917-1918 was 66,958,360*l.*, of which 11,863,251*l.* was paid out of revenue and 55,095,109*l.* out of loan funds.

In addition, 5,900,605*l.*, was paid out of loan funds in 1917-1918, representing loans to the States Governments and is accounted an expense of the war, since the grant of these loans was a measure designed to enable the States to meet obligations created by the war.

WAR EXPENDITURE OF THE AUSTRALIAN COMMONWEALTH.

	£	Totals. £
Actual, 1914-1915—		
From revenue and loan funds	15,111,335	15,111,335
Actual, 1915-1916—		
From revenue and loan funds	41,201,946	44,201,946
Actual, 1916-1917—		
From revenue	8,427,329	
From loan funds... ..	53,114,237	
	-----	61,541,566
Actual expenditure to June, 1917	117,854,847
Actual, 1917-1918—		
Revenue	11,863,251	
Loan	55,095,109	
	-----	66,958,360
Total expenditure to end of financial year, June, 1918 ...		*184,813,207
Actual, 1918-1919—		
Revenue	21,255,100	
Loan	62,192,889	
	-----	83,447,989
Total expenditure to 30th June, 1919		<u>268,261,196</u>

* Does not include loans to States.

SUBSCRIPTIONS TO VARIOUS WAR FUNDS.

7,356,000*l.* Subscribed.

Up to June, 1917, the people of Australia had contributed upwards of 7½ millions sterling (viz., 183,900,000 francs) by voluntary subscription to various funds raised for war purposes.

The following table gives the greater part of these in detail :—

	Victoria.	New South Wales.	Queens- land.	South Australia.	Western Australia.	Tasmania	Total.
	£	£	£	£	£	£	£
Australian Red Cross	650,116	557,051	145,406	78,000	207,000	78,982	1,716,555
Belgian Relief	312,431	685,056	193,890	134,000	71,000	68,300	1,464,677
French Relief and Red Cross ..	107,996	102,898	8,287	219,181
Y.M.C.A.	153,571	153,312	..	30,000	40,000	10,260	392,143
Lord Mayor's Patriotic Funds..	174,724	216,111	..	30,000	208,000	22,014	650,849
Polish Relief	7,463	103,113	110,576
Serbian Relief	21,318	52,500	73,818
General Patriotic Purposes ..	408,864	1,018,543	658,921	574,593	34,000	34,068	2,728,989

NOTE.—The latter includes the Commonwealth Button Day Fund, 156,778*l.*; War Chest, 162,729*l.*; Sydney Chamber of Commerce Food Fund, 110,659*l.*

The above figures are approximately to 31st March, 1917, for Victoria and to 30th June for other States.

The subscriptions to Allies' relief funds by some States are shown under General Patriotic Purposes.

Additional subscriptions to the France Day and Australia Day Funds have since been made.

In addition, also, a grant of 100,000*l.* was voted by the Federal Parliament in the early days of the war for the relief of Belgium.

TOTAL AUSTRALIAN ENLISTMENTS, INCLUDING NEW GUINEA EXPEDITIONARY FORCE.

Naval	3,856
Military	412,953

Total embarked from Australia exclusive of New
Guinea Expeditionary Force 331,781

EMBARKATIONS FROM AUSTRALIA BY ARMS.

<i>Unit.</i>	<i>Total strength.</i>
Infantry	210,981
Machine guns	4,476
Tunnellers	3,970
Artillery	23,887
Australian Army Medical Corps	12,945
Australian Army Service Corps	9,735
Engineers	9,950
Light Horse	30,365
Veterinary	378
Flying Corps	2,275
Wireless	434
Cyclists	570
Trench mortars	1,218
Chaplains	386
Transport officers	531
Australian Army Nursing Service	2,054
General reinforcements	15,071
Miscellaneous arms returned to Australia	2,555
Total	331,781

BRITISH HONOURS AND DECORATIONS AWARDED TO OFFICERS, NURSES AND
OTHER RANKS OF THE AUSTRALIAN IMPERIAL FORCE.

Victoria Cross (V.C.)	65
The Most Honourable Order of the Bath—						
Knight Commander (K.C.B.)	8
Companion (C.B.)	47
The Most Distinguished Order of St. Michael and St. George (G.C.M.G.)	2
Commanders (K.C.M.G.)	11
Companions (C.M.G.)	150
The Royal Victorian Order (M.V.O., 4th Class)	1
The Most Excellent Order of the British Empire—						
Knight (K.B.E.)	3
Commanders (C.B.E.)	35
Officers (O.B.E.)	157
Members (M.B.E.)	114
The Distinguished Service Order (D.S.O.)	619
1 Bar	40
2 Bars	1
The Royal Red Cross (R.R.C.)	187
Military Medal, Nurses	7
The Military Cross (M.C.)	2,366
1 Bar	171
2 Bars	4
The Albert Medal, gold 1; bronze, 2	3
The Distinguished Flying Cross (D.F.C.)	58
1 Bar	5
2 Bars	2
The Air Force Cross (A.F.C.)	14
The Air Force Medal (A.F.M.)	2
The Distinguished Conduct Medal (D.C.M.)	1,767
1 Bar	27
The Military Medal (M.M.)	9,917
1 Bar	479
2 Bars	15
3 Bars	1
The Meritorious Service Medal (M.S.M.)	1,220
1 Bar	1
The Royal Humane Society Medal (R.H.S.)	1
Total British Decorations	17,501

FOREIGN HONOURS AND DECORATIONS AWARDED TO OFFICERS, NURSES AND
OTHER RANKS OF THE AUSTRALIAN IMPERIAL FORCE.

French...	339
Italian	37
Russian	21
Egyptian	34
Belgian	430
Serbian	80
Montenegrin	10
American	17
Roumanian	31
Portuguese	2
Greece...	18
Total Foreign Decorations	1,023
Total British and Foreign Awards	18,524

LIST OF IMPORTANT BATTLES IN WHICH THE AUSTRALIAN IMPERIAL FORCE HAVE
TAKEN PART IRRESPECTIVE OF THE CAMPAIGN OF OUR FORCES IN PALESTINE.

1915.

The Landing at Anzac—25th April.
 Kaba-Tepe—4th May.
 Helles—8th May.
 Turkish attack on Anzac—19th May.
 The Sorties—4th and 29th June.
 Quinn's Post—2nd, 9th, 13th, 29th May, and other dates.
 Turkish attack at the Nek—29th June.
 Leanès Trench—31st July and 5th August.
 Lone Pine and the Nek—6th-10th August.
 The night attack and fighting on Sari Bair—6th-10th August.
 Hill 60—21st, 22nd and 27th August.
 The Evacuation—18th-20th December.

1916.

Fromelles—19th July.
 Pozieres—22nd July to August.
 Mouquet—14th August-5th September.
 Flers—4th-16th November.
 The Somme winter—October, 1916-February, 1917.

1917.

Stormy Trench—1st and 22nd February.
 Le Barque Thillooy, Sunray Trench—25th February, 2nd March.
 Malt Trench—25th February-2nd March.
 Advance through Grevillers (13th March), and Bapaume (17th March).
 Beaumetz—21st-25th March.
 Lagnicourt—26th March.
 Doignes and Louveral—2nd April.
 Boursies, Demicourt and Hermies—9th April.
 Bullecourt—11th April.
 German attack through Lagnicourt—15th April.
 Bullecourt—3rd-23rd May.
 Messines—7th June.
 Third Battle of Ypres (Australian Artillery with British from 31st July).
 The Windmill—31st July.
 The Menin Road—20th September.
 Polygon Wood and Zonnebeke—26th September.
 Broodesinde—4th October.
 The First Battle of Passchendaele—9th October.
 The Second Battle of Passchendaele—12th October.
 The later battles near Passchendaele—November.

1918.

Dernacourt—27th March-5th April.
 Morlancourt—27th March to end of July.
 Defence of Villers-Bretonneux—4th April.
 Actions before Hazebrouck—13th-17th April and Strazeele.
 Counter-attack at Villers-Bretonneux—24th-25th April.
 Monument Wood (Villers-Bretonneux)—3rd May.
 Ville-sur-Ancre (6th Brigade)—19th May.
 Hamel—4th July.
 Patrol actions before Merris and Meteran—11th July and other dates.
 Taking of Merris (10th Bn., 12.15 a.m.)—30th July.
 The offensive before Amiens—8th August.
 Vauvillers—9th August.
 Lihons—9th, 10th, 11th August.

1918—*continued.*

Action near Ethinheim (13th Brigade), two attacks—

(a.) Village—night 10th/11th August.

(b.) Spur—night 12th/13th August.

First attack on Proyart—(37th Bn.) 12th August.

Battles of Bray—22nd August and later.

Battle of Proyart and Herleville—23rd August.

Battle of Barleux—29th September.

Battles of Clery (10th Brigade)—night 29th/30th August.

Mont St. Quentin—31st August, 1st and 2nd September.

Peronne—1st and 2nd September.

Action near Templeux—10th September.

Battle of Hindenburg Outpost Line—Le Verguier—Hargicourt.

Joancourt—18th September.

Battle of Hindenburg Line—29th–30th September.

Battle of Beaunovoir Line—3rd October.

Montbrahain—5th October.

Australian Artillery with Americans—Battle of Bohnin—8th October.

" " " Battle of Landrecies—4th November.

LIST OF ENGAGEMENTS IN WHICH AUSTRALIAN IMPERIAL FORCES TOOK PART DURING THE PALESTINE CAMPAIGN.

- Operations in Sinai from the 22nd April, 1916, to 9th January, 1917, including—
 Romani—4th/9th August, 1916.
 Occupation of El Arish—21st December, 1916.
 Magdhara—23rd December, 1916.
 Rafa—9th January, 1917.
- Operations in neighbourhood of Gaza—
 26th/27th March, 1917.
 19th April, 1917.
- Operations in Palestine, including capture of—
 Beersheba—31st October, 1917.
 Khuweilfeh—1st/3rd November, 1917.
 Sheria—6th November, 1917.
 Huj—8th November, 1917.
 Junction Station—13th/14th November, 1917.
 Ayun Kara—14th November, 1917.
 Ramleh—16th November, 1917.
 Ludd—16th November, 1917.
 Jaffa—16th November, 1917.
 Nahr el Auja—24th/25th November, 1917.
 Jerusalem—9th December, 1917.
- Occupation of the Jordan Valley from 2nd April, 1918, to 23rd September, 1918, including—
 Capture of Jericho—21st February, 1918.
 Ghoraniyeh—11th April, 1918.
 Abu Tellul—14th July, 1918.
- Operations in Moab Hills, including—
 Raid on Hedjaz Railway at Amman—21st March/2nd April, 1918.
 Es Salt raid—30th April/4th May, 1918.
- Operations in Syria by Australian Mounted Division, including—
 Battle of Sharon—19th September, 1918.
 Battle of Mount Ephraim—19th/20th September, 1918.
- And actions at—
 Tulkeram—19th September, 1918.
 Jenin—20th September, 1918.
 Semakh—25th September, 1918.
 Tiberias—25th September, 1918.
 Jisr Benat Yakub—27th September, 1918.
 Sasa—29th/30th September, 1918.
 Kaukab—30th September, 1918.
 Capture of Damascus—1st October, 1918.
 *Baalbek—13th October, 1918.
 *Homs—16th October, 1918.
 *Aleppo—26th October, 1918.
- Operations in Jordan Valley and Moab Hills by Australian and New Zealand Mounted Division, including capture of—
 Jisr ed Damieh—22nd September, 1918.
 Es Salt—23rd September, 1918.
 Amman—25th September, 1918.

* No. 1 Australian Light Car Patrol, in conjunction with other British Light Car Patrols and Armoured Motor Batteries moving in advance of the 5th Cavalry Division.

TOTAL CASUALTIES BY ARMS OF THE AUSTRALIAN IMPERIAL FORCE IN MEDITERRANEAN EXPEDITIONARY FORCE.

Unit.	Killed in action.		Died of wounds.		Died of disease.		Died of other causes.		Total deaths.		Wounded in action.		Prisoners of war.		Total battle casualties.	
	Officers.	Other ranks.	Officers.	Other ranks.	Officers.	Other ranks.	Officers.	Other ranks.	Officers.	Other ranks.	Officers.	Other ranks.	Officers.	Other ranks.	Officers.	Other ranks.
Infantry	201	4,756	72	1,533	5	236	2	9	280	6,534	223	9,248	5	61	508	15,843
Artillery	5	56	2	36	1	8	..	1	8	101	18	861	1	1	27	963
Engineers	5	46	1	27	1	17	..	2	7	92	19	853	..	1	26	946
Machine guns	2	122	2	122
Australian Army Medical Corps	2	31	..	32	1	11	3	74	66	704	69	778
Australian Army Service Corps	1	7	2	18	..	6	..	1	3	32	9	411	12	443
Cavalry	49	631	12	265	..	50	61	946	193	3 636	..	1	254	4,583
Miscellaneous	109	1,426	109	1,426
Total	263	5,527	89	1,911	8	328	2	13	362	7,779	639	17,261	6	64	1,007	25,104

TOTAL CASUALTIES BY ARMS OF THE AUSTRALIAN IMPERIAL FORCE IN BRITISH EXPEDITIONARY FORCE.

Unit.	Killed in action.		Died of wounds.		Died of disease.		Died of gas poisoning.		Died of other causes.		Total deaths.		Wounded in action.		Gassed.		Prisoners of war.		Total battle casualties.	
	Officers.	Other ranks.	Officers.	Other ranks.	Officers.	Other ranks.	Officers.	Other ranks.	Officers.	Other ranks.	Officers.	Other ranks.	Officers.	Other ranks.	Officers.	Other ranks.	Officers.	Other ranks.	Officers.	Other ranks.
Infantry	1,341	28,199	416	8,521	23	775	10	189	18	211	1,808	37,895	3,814	94,051	345	10,709	119	3,443	6,086	146,098
M. Gun Bns.	58	883	28	377	1	49	..	31	..	12	87	1,352	231	3,232	43	655	10	145	371	5,334
Artillery	84	1,326	67	832	4	158	7	47	1	48	163	2,411	360	6,558	132	2,361	..	13	655	11,343
L.T.M. Brys.	17	212	7	92	..	13	2	12	26	329	61	838	11	136	..	19	98	1,322
M.T.M. Bdes.	5	124	1	62	1	5	..	3	..	7	7	201	32	415	4	140	43	756
H.T.M. Bdes.	4	4	2	15	..	11	..	3	2	33
Engineers	42	608	18	299	4	127	..	27	4	22	68	1,083	145	2,776	29	1,294	2	70	244	5,223
A.A.M.C.	8	261	10	174	2	29	..	8	1	5	21	477	41	1,289	15	434	..	16	77	2,220
A.A.S.C.	2	30	2	38	7	59	10	11	137	5	170	..	34	16	341
A.A.V.C.	1	..	1	1	..	5	..	1	..	1	2	8	2	10	..	2	4	20
Cavalry	1	33	2	20	..	6	..	1	..	3	3	63	3	168	..	40	..	2	6	273
Flying Corps	38	3	10	4	2	14	4	2	54	23	64	16	..	6	17	..	135	45
Cyclists	1	3	..	5	..	6	1	1	15	2	53	..	37	3	105
Dental Corps	1	3	1	3	..	1	1	4
Chaplains	2	..	2	..	1	5	..	12	..	4	21	..
A.A.N.S.	2	2	2	..
Miscellaneous	1	23	1	12	..	9	..	1	..	12	2	57	4	62	..	41	..	2	6	162
Total	1,601	31,709	565	10,437	48	1,258	17	308	30	346	2,261	44,058	4,778	109,654	583	15,904	148	3,713	7,770	173,329

TOTAL CASUALTIES BY ARMS OF THE AUSTRALIAN IMPERIAL FORCE IN UNITED KINGDOM.

Unit.	Killed in action.		Died of wounds.		Died of disease.		Died of other causes.		Total deaths.		Wounded in action.		Total battle casualties.	
	Officers.	Other ranks.	Officers.	Other ranks.	Officers.	Other ranks.	Officers.	Other ranks.	Officers.	Other ranks.	Officers.	Other ranks.	Officers.	Other ranks.
Infantry	1	..	1	22	1,262	10	181	32	1,445	..	1	32	1,446
Machine-Gun Battalions..	41	..	8	..	49	49
Artillery	1	6	165	1	25	7	191	7	191
Light Trench Mortar Battery	7	..	1	..	8	8
Heavy Trench Mortar Battery	7	7	7
Engineers	1	1	75	1	15	2	91	2	91
Australian Army Medical Corps	4	64	5	10	9	74	9	74
Australian Army Service Corps	1	63	..	13	1	76	1	76
Australian Army Veterinary Corps	4	4	4
Cavalry	1	81	..	21	1	102	1	102
Flying Corps	1	19	41	10	42	29	42	29
Cyclists	6	..	1	..	7	7
Australian Army Nursing Service	2	2	2	..
Chaplains	2	2	2	..
Miscellaneous	9	91	..	17	9	108	9	108
Total	3	..	1	49	1,885	58	302	107	2,191	..	1	107	2,192

Australia's Contribution.

768

TOTAL CASUALTIES BY ARMS OF THE AUSTRALIAN IMPERIAL FORCE IN EGYPTIAN EXPEDITIONARY FORCE.

Unit.	Killed in action.		Died of wounds.		Died of disease.		Died of other causes.		Total deaths.		Wounded in action.		Prisoner of War.		Total battle casualties.	
	Officers.	Other ranks.	Officers.	Other ranks.	Officers.	Other ranks.	Officers.	Other ranks.	Officers.	Other ranks.	Officers.	Other ranks.	Officers.	Other ranks.	Officers.	Other ranks.
Infantry	2	1	1	2	2	3	2
Machine-Gun Companies	2	31	2	22	1	5	..	3	5	61	..	12	5	73
Light Horse Machine-Gun Sections	..	4	..	2	..	19	25	17	240	17	265
Artillery	1	1	..	17	..	1	..	19
Engineers	2	..	8	..	35	1	3	1	48	..	33	1	81
Australian Army Medical Corps	10	10	5	..	1	10	16	14	44	..	16	24	76
Australian Army Service Corps	1	..	1	..	21	..	1	..	24	2	12	2	36
Flying Corps	3	1	1	2	2	1	6	4	5	..	15	9	26	13
Australian Army Veterinary Corps	1	1	1
Cavalry	31	413	21	231	9	193	2	32	63	869	203	2,115	..	59	266	3,043
Camel Corps	6	129	2	45	..	10	..	5	8	189	46	552	1	25	55	766
Miscellaneous	1	3	1	29	..	6	2	38	15	22	17	60
Total	43	593	25	312	23	320	5	53	96	1,278	304	3,047	16	110	416	4,435

(9343)

TOTAL CASUALTIES BY DIVISIONS AND EGYPTIAN EXPEDITIONARY FORCE FORMATIONS OF THE AUSTRALIAN IMPERIAL FORCE.

Unit.	Killed in action.		Died of wounds.		Died of disease.		Died of gas poisoning.		Died of other causes.		Total deaths.		Wounded in action.		Gassed.		Prisoners of war.		Total battle casualties.	
	Officers.	Other ranks.	Officers.	Other ranks.	Officers.	Other ranks.	Officers.	Other ranks.	Officers.	Other ranks.	Officers.	Other ranks.	Officers.	Other ranks.	Officers.	Other ranks.	Officers.	Other ranks.	Officers.	Other ranks.
1st Division	490	9,950	204	3,375	18	827	7	50	12	115	731	14,317	1,242	29,078	124	3,188	14	486	2,111	47,069
2nd Division	428	8,441	139	2,691	18	691	1	50	10	119	596	11,992	1,241	30,689	117	3,411	23	454	1,977	46,546
3rd Division	237	4,228	74	1,538	9	386	5	57	5	78	330	6,287	798	18,323	118	3,367	10	151	1,256	28,128
4th Division	306	6,711	104	2,031	19	513	..	41	9	114	438	9,410	841	21,061	57	1,776	68	2,008	1,404	34,255
5th Division	233	5,521	78	1,815	5	474	2	80	4	109	322	7,999	734	18,214	121	2,736	17	557	1,194	29,506
6th Division	1	1	31	10	1	42	1	42
Corps Troops	107	1,085	38	517	14	342	2	29	46	85	208	2,058	391	6,502	41	1,416	18	70	658	10,046
Lines of Communication ..	3	5	5	7	13	91	..	1	4	15	25	119	128	1,470	5	10	..	3	158	1,602
4th Brigade, att. Anzac Div.	60	1,297	11	375	..	32	3	71	1,707	42	1,579	4	48	117	3,334
E.E.F.	43	593	25	312	23	320	5	53	96	1,278	304	3,047	16	110	416	4,435
Miscellaneous	8	84	13	8	97	8	97
Total	1,907	37,832	679	12,661	128	3,791	17	308	95	714	2,826	55,306	5,721	129,963	583	15,904	170	3,887	9,300	205,060

TOTAL CASUALTIES OF THE AUSTRALIAN IMPERIAL FORCE BY THEATRES OF WAR.

Theatre.	Killed in action.		Died of wounds.		Died of disease.		Died of gas poisoning.		Died of other causes.		Total deaths.		Wounded in action.		Gassed.		Prisoners of war.		Total battle casualties.*	
	Officers.	Other ranks.	Officers.	Other ranks.	Officers.	Other ranks.	Officers.	Other ranks.	Officers.	Other ranks.	Officers.	Other ranks.	Officers.	Other ranks.	Officers.	Other ranks.	Officers.	Other ranks.	Officers.	Other ranks.
B.E.F.	1,601	31,709	565	10,437	48	1,258	17	308	30	346	2,261	44,058	4,778	109,654	583	15,904	148	3,713	7,770	173,329
U.K.	3	..	1	49	1,885	58	302	107	2,191	..	1	107	2,192
E.E.F.	43	593	25	312	23	320	5	53	96	1,278	304	3,047	16	110	416	4,435
M.E.F.	263	5,527	89	1,911	8	328	2	13	362	7,779	639	17,261	6	64	1,007	25,104
Total	1,907	37,832	679	12,661	128	3,791	17	308	95	714	2,826	55,306	5,721	129,963	583	15,904	170	3,887	9,300	205,060

Grand total, 214,360.

* For estimate of casualties by C. 2, Cas., W.O., see p. 239.

5 F

769

Australia's Contribution.

ROYAL AUSTRALIAN NAVY.

(Approximate figures only.)

Strength of personnel	9,000
Actively engaged in one or other theatre of hostilities	7,000

Killed in action—

Officers	8
Ratings	47

In "Sydney"—"Emden" action—

Killed	4 ratings.
Casualties	2 officers, 12 ratings.

Australian ships have been employed in following areas during war :—

North Sea.	West Indies.	Red Sea.
Indian Ocean.	Mediterranean.	China Stations.
Pacific.	Dardanelles.	South America.
Cape.	Sea of Marmora.	North America.
East Africa.	Black Sea.	Nova Scotia.
Atlantic.		

Some representatives of Australian Navy took part in the actions in—

Falkland Islands.	Jutland.	Zeebrugge.
-------------------	----------	------------

SECTION 4.

NEW ZEALAND'S MILITARY CONTRIBUTION DURING THE WAR.*
(January, 1920.)

The following figures have recently been received from New Zealand, and have been compiled in the Defence Department there:—

(a.) Total number of all ranks attested for service in New Zealand Expeditionary Force, including Samoan Expeditionary Force	117,175
(b.) Total sent from Dominion to British units, including Imperial Reservists and Naval Flying Cadets ...	944
(c.) Number known to have left New Zealand to join British and Imperial forces	3,370
(d.) Number enlisted and employed on Home Service in New Zealand from time to time	7,036
Grand total... ..	<u>128,525</u>

With reference to (c) the figures showing number of New Zealanders serving with the Canadian and South African forces are not available.

Of the number attested in the New Zealand Expeditionary Force, 98,950 served overseas.

The total number of volunteers and those called up under the New Zealand Military Act of August, 1916, was 231,439, of which over 102,000, obtained as the result of balloting, had not proceeded to training camps by 11th November, 1918.

NEW ZEALAND EXPEDITIONARY FORCE.
(Casualties reported to January, 1920.)

	Killed.		Died of wounds.		Died of disease.		Missing.		Wounded.		Total.	
	Officers.	Other ranks.	Officers.	Other ranks.	Officers.	Other ranks.	Officers.	Other ranks.	Officers.	Other ranks.	Officers.	Other ranks.
Gallipoli	80	1,822	28	515	8	242	208	4,544	324	7,123
Egypt	6	..	4	..	3	2	47	2	60
Salonica	31	..	1	..	1	33
France and Belgium	393	7,687	151	3,121	65	1,981	3	28	1,428	33,991	2,040	46,808
Palestine	18	208	19	119	3	148	..	1	86	1,011	126	1,487
Totals	491	9,754	198	3,760	76	2,375	3	29	1,724	39,593	2,492	55,511

	Officers.	Other ranks.
Casualties	2,492	55,511
Prisoners of war	10	488
Total	<u>2,502</u>	<u>55,999</u>
Grand total	<u>58,501†</u>	

* Based on information supplied by the High Commissioner for New Zealand.

† This excludes 232 other ranks who died in the United Kingdom and not with the British Expeditionary Force.

SECTION 5.

SOUTH AFRICA'S MILITARY CONTRIBUTION DURING THE WAR.*
(January, 1919.)

NUMBERS SENT ON SERVICE.

	White troops.		Coloured troops.		Totals.	
	Officers.	Other ranks.	Officers.	Other ranks.	Officers.	Other ranks.
To France—						
1. Headquarters in London	10	32	10	32
2. Artillery—						
South African Heavy Artillery (brigades and batteries).	90	2,855	90	2,855
3. Engineers—						
South African Signal Company	20	923	20	923
South African Railway Companies ..	10	873	10	873
South African M. Trades Companies ..	5	416	5	416
4. Infantry—						
South African Infantry Brigade	330	17,535	330	17,535
5. Royal Army Service Corps—						
Cape Auxiliary Horse Transport	62	4,207	62	4,207
6. Royal Army Medical Corps—						
South African Medical Corps—2 Hospitals and Field Ambulance.	60	868	60	868
7. Labour—						
Cape Coloured Labour Battalion	26	1,899	26	1,899
South African Native Labour Corps ..	221	1,221	..	25,111	221	26,332
To Egypt—						
1. Artillery—						
South African Field Artillery	35	1,244	35	1,244
2. Infantry—						
1st Cape Coloured Corps	41	1,962	41	1,962
To East Africa	1,065	29,588	..	18,845	1,065	48,433
To Central Africa	103	1,970	103	1,970
To South-West Africa	6,633	69,834	..	33,546	6,633	103,380
Depôt in Union	7,267	..	7,267
Total.. .. .	8,711	127,359	..	92,837	8,711	220,196

CASUALTIES.

	Dead from all sources.		Wounded.		Missing.		Prisoners.		Total.		Grand Total.
	White.	Coloured.	White.	Coloured.	White.	Coloured.	White.	Coloured.	White.	Coloured.	
France	4,173	102	9,752	..	23	..	194	..	14,142	102	..
South-West Africa	295	..	318	613
Egypt, East and Central Africa.	2,361	211	1,374	..	10	..	1	..	3,746	211	..
Union Imperial Service Details.	99	99
	6,928	313	11,444	..	33	..	195	..	18,600	313	18,913

* Based on information supplied by the High Commissioner for South Africa.

SECTION 6.

NEWFOUNDLAND'S NAVAL AND MILITARY CONTRIBUTION
DURING THE WAR.*

(January, 1920.)

1. At the outbreak of war there was no military force in Newfoundland. There was, however, a pre-War Establishment of 580 Naval Reservists, besides local boys' brigades.

Newfoundland contributed to the fighting forces of the Empire 11,922 all ranks, consisting of 9,326 men for the Army, 2,053 men for the Royal Naval Reserve, 500 men for the Newfoundland Forestry Corps, and 43 nurses.

The Royal Newfoundland Regiment furnished a battalion for the Gallipoli campaign, and sent 4,253 men to France and Belgium, suffering the following casualties :—

Killed in action and died of wounds	1,082
Died from other causes	95
Missing	18
Prisoners of war	152
Wounded	2,314
Total	3,661

3,000 Newfoundlanders enlisted in the Canadian and other forces (outside Newfoundland) but there is no statistical record of casualties regarding them, although it is known they were heavy.

Money, &c.

Total receipts—					\$
Cot Fund†	129,200.52
Aeroplane Fund	53,487.45
Red Cross Fund	151,500.00
Patriotic Fund...	166,687.16

A War Loan of \$6,000,000.00 was raised by Newfoundland.

A large quantity of Red Cross material, &c., was sent from the Dominion during the war to the various organizations overseas in addition to many thousands of dollars worth of comforts for the troops.

Newfoundland provided the pay and allowances of the Royal Newfoundland Regiment (6,326 all ranks) and made up the difference in pay to bring the Royal (Newfoundland) Naval Reserve to the same scale as that of the Royal Newfoundland Regiment, besides equipping the Royal Newfoundland Regiment before proceeding overseas.

2. Grand totals of Newfoundlanders raised for the war up to 11th November, 1918 :—

					All ranks.
(a.)	The Royal Newfoundland Regiment	6,264
(b.)	The Royal Newfoundland Regiment, recruited in Great Britain	62
(c.)	The Newfoundland Forestry Corps (non combatant)	498
(d.)	The Newfoundland Forestry Corps, recruited in Great Britain	2
(e.)	The Royal Naval Reserve (Newfoundland) (pre-War Establishment)	580
(f.)	The Royal Naval Reserve (Newfoundland) raised since August, 1914	1,473
(g.)	Enlisted in other units in Canada and elsewhere (estimated)	3,000
(h.)	Nurses serving overseas	43
					<u>11,922</u>

* Based on information supplied by the High Commissioner for Newfoundland.

† Instead of maintaining a hospital overseas, Newfoundland supported 301 beds in addition to 32 in Newfoundland.

3. Number on Active Service, up to 11th November, 1918 :—

The Royal Newfoundland Regiment	5,046
The Newfoundland Forestry Corps (non-combatants)	477
The Royal Naval Reserve (Newfoundland)...	2,053
In Canadian and other units (estimated)	3,000
Nurses...	43
					10,619

4. Of the Royal Newfoundland Regiment, 183* officers and 5,248* other ranks proceeded from the United Kingdom to theatres of war, of whom 38 officers and 1,140 other ranks served in Gallipoli.

145 officers and 4,108 other ranks served in France or Belgium.

NOTE.—The latter does not include officers and men who were transferred from Gallipoli to France or Belgium in 1916.

5. Casualties in the Royal Newfoundland Regiment (*see next page*).

6. In the Newfoundland Forestry Corps two men were accidentally killed.

7. In the Royal (Newfoundland) Naval Reserve there were :—

Killed in action	167
Invalided out	124
Sent home for discharge on completion of term of service						279

8. There are no figures available for casualties in regard to Newfoundlanders in forces not administered by the Newfoundland Government, *i.e.*, 2 (*g*).

NEWFOUNDLAND CONTINGENT.

I.

The Royal Newfoundland Regiment (Overseas).

					Combatants.
					All ranks.
Number of men sent from Newfoundland	4,984
Enlisted or commissioned in Great Britain	62
					5,046

II.

State of the Royal Newfoundland Regiment at 31st December, 1919.

1. Killed in action	588
2. Killed accidentally (British Expeditionary Force)	1
3. Died of wounds (including 15 in German hands)	254
4. Missing (presumed dead)	259
5. Died of sickness (including 15 in German hands)	95
6. Died by suicide	1
7. Died by violence (in German hands)	1
8. Found drowned (in Great Britain)	1
9. Accidentally drowned (whilst bathing, France)	1
10. Died as result enemy air raid on hospital, France	1
11. Died by misadventure (in Great Britain)	1
					1,203
Total deceased, carried forward					...

* Including officers and men who may have proceeded Overseas several times.

	Total deceased, brought forward	...	1,203
12.	Repatriated to Newfoundland	3,632
13.	Retired or discharged in Great Britain (75 of whom were subsequently repatriated).		166
14.	Deserted	10
15.	Transferred to other corps (not including Newfoundland Forestry Corps)		18
16.	Remaining in Great Britain—		
	(a.) In hospital	7
	(b.) Pay and Record Office (London) on duty	10
	(c.) Elsewhere Great Britain	—
	Total	<u>5,046</u>

III.

The Royal Newfoundland Regiment, Casualties as at 31st December, 1919.

Expeditionary Force or Place.	Killed.		Died of wounds.		Died, other causes.		Wounded.		Missing.		Prisoners.		Total.	
	Officers.	Other ranks.	Officers.	Other ranks.	Officers.	Other ranks.	Officers.	Other ranks.	Officers.	Other ranks.	Officers.	Other ranks.	Officers.	Other ranks.
British Mediterranean Expeditionary Force (Gallipoli).	1	17	..	13	..	18	7	86	8	134
British Expeditionary Force	28	543	17*	223†	..	40‡	58	2,163	8§	251§	6	144	117	3,364
United Kingdom	44	44
Totals	29	560	17	236	..	102	65	2,249	8	251	6	144	125	3,542

* Including 1 in enemy hands. † Including 14 in enemy hands. ‡ Including 16 in enemy hands.
§ Of whom 8 officers and 251 other ranks are presumed dead.

IV.

Newfoundland Forestry Corps (Overseas).

Number of men sent from Newfoundland	All ranks.	479
Enlisted or commissioned in Great Britain		2
Total		<u>481</u>

State of Corps as at 31st December, 1919.

1. Discharged to Newfoundland	476
2. Discharged in Great Britain	2
3. Accidentally killed	2
4. Found drowned	1
Total	<u>481</u>

V.

*Summary of Honours and Awards in the Royal Newfoundland Regiment
to 31st December, 1919.*

Victoria Cross	1
C.M.G.	2
C.B.E. (Military Division)	3
Distinguished Service Orders ..	4
O.B.E. (Military Division)	8
M.B.E. (Military Division)	8
Military Cross	31
Bar thereto	6
Distinguished Conduct Medal... ..	31
Bar thereto	1
Military Medal	107
Bar thereto	8
Meritorious Service Medal	17
Royal Victorian Medal	1
*Mentions in Despatches	33
French Croix de Guerre	10
Belgian Croix de Guerre	8
Other foreign decorations	5
Royal Humane Society Testimonial on Vellum "For Gallantry"	1
Royal Red Cross, 2nd Class	4
Total	289

* Mentions in despatches in the field	25
Mentions in Home despatches	2
Mentions for valuable services in connection with the war	6

SECTION 7.

INDIA'S MILITARY CONTRIBUTION DURING THE WAR.*
(January, 1920.)

1. At the outbreak of war the strength of the Army in India was :—

INDIAN RANKS.					Grand totals.	
British Officers.	British other ranks.	Serving.	Reservists.	Non-combatants, Indian.	British.	Indian.
4,744	72,209	159,134	34,767	45,660	76,953	239,561

2. GRAND totals recruited in India (Indian ranks) during the war, up to 31st December, 1919.

INDIAN RANKS.		
Combatants.	Non-combatants.	Grand total.
877,068	563,369	1,440,437

3. NUMBER sent on service overseas from India up to 31st December, 1919.

Theatre.	Combatants.				Non-combatants, Indians.	Totals.		Grand total of all ranks (British and Indian).
	British officers.	British other ranks.	Indian officers and warrant officers.	Indian other ranks.		British.	Indian.	
To France ..	2,395	18,353	1,923	87,412	49,273	20,748	138,608	1,338,620
To East Africa ..	928	4,681	848	33,835	13,021	5,609	47,704	
To Mesopotamia	18,669	166,822	9,514	317,142	348,735	185,491	675,391	
To Egypt ..	3,188	17,067	2,204	107,742	34,047	20,255	143,993	
To Gallipoli .	42	18	90	3,041	1,819	60	4,950	
To Salonica ..	86	85	132	6,545	3,254	171	9,931	
To Palestine	4	4	1	28	4	33	
To Aden.. ..	952	7,267	480	19,936	5,786	8,219	26,205	
To Persian Gulf	991	1,059	967	29,408	18,823	2,050	49,198	
	27,251	215,356	16,162	605,062	474,789	242,607	1,096,013	
The above figures exclude 42,430 British ranks sent from India to England, all, or nearly all, of whom doubtless proceeded on service from the United Kingdom.						42,430
								1,381,050

* Based on information supplied by the India Office.

4. TOTAL Indian casualties suffered during the war as compiled up to 31st December, 1919.

Theatre.	Dead from all causes.			Wounded.			Missing.			Prisoners.			Presumed prisoners.		
	Indian officers.	Indian other ranks.	Followers.	Indian officers.	Indian other ranks.	Followers.	Indian officers.	Indian other ranks.	Followers.	Indian officers.	Indian other ranks.	Followers.	Indian officers.	Indian other ranks.	Followers.
France	176	5,316	2,218	404	15,893	144	14	816	4	1	14
East Africa . . .	67	2,405	500	59	1,927	17	..	40	3
Mesopotamia .. .	364	17,567	11,624	828	31,330	450	11	917	107	3	198	50	1	395	127
Dunsterforce	158	23	..	15
Persia	25	1,779	670	11	454	6	..	1
Egypt	74	3,713	555	135	6,286	98	2	156	5	..	2
Gallipoli	33	1,591	127	72	3,578	111	..	101
Aden	7	500	79	16	548	4	1	15	3	..	6
Maskat	1	39	2	..	16	1	25
Frontier operations	17	2,245	1,621	65	1,759	124	16	701	24	2
Grand totals .. .	764	35,303	17,419	1,590	61,806	954	44	2,747	146	5	245	52	1	395	127

India's Contribution.

778

Summary of Indian casualties—

Died from all causes	53,486
Wounded	64,350
Missing	2,937
Prisoners	302
Presumed prisoners	523
Grand total	<u>121,598</u>

Missing, prisoners and presumed prisoners are those unaccounted for up to 31st December, 1919.

5. Number of animals sent on service from India :—

To France	51,776
„ East Africa	1,501
„ Mesopotamia	102,840
„ Egypt	17,736
„ Gallipoli	2
„ Aden	3,500
„ Persian Gulf	6,995
							<u>184,350</u>

NOTE.—For further particulars, see p. 381.

PART XXX.

WAR TROPHIES.

15TH APRIL, 1920.

The War Trophies Committee was formed in November, 1916, the terms of reference being "to deal with all questions in regard to the distribution of trophies and to watch the interests of the Imperial War Museum." The Under Secretary of State was the Chairman, and it was composed of representatives from the departments concerned, from India and the various overseas contingents. The word "Trophy" was defined as including all articles of captured enemy equipment, but such articles were only to be considered as trophies for distribution during the war, if unserviceable or not required for conversion. A large number of trophies, especially guns, had rival claimants, and the rule was laid down that substantiated claims for trophies by units were to be only those having received War Office authority.

When a claim for a gun, &c., had been substantiated, the unit in question was asked its views as to the destination of the trophy, with a proviso that it went to a Regimental Depot, a recognized public body, or museum; up to the present some 3,595 guns, 15,044 machine guns, 75,824 small arms and 7,887 other trophies have been distributed.

Large numbers of applications were received for allotment from County Authorities, Mayors and Corporations of cities and towns, Urban and Parish Councils and various other communities. The Committee decided that allotment of the trophies to which no claim had been substantiated, had to be recommended by the Lord Lieutenant of the County.

A few trophies were received from Salonica, Egypt, Palestine and Mesopotamia. Trophies from France and Flanders were issued to the India Office for distribution to the Native Indian Regiments that served on the Western Front.

PART XXXI.

OUTLINE DIARY

OF THE

MAIN EVENTS IN THE VARIOUS
THEATRES OF WAR.

For the dates of entry of the various Powers into the War, of the principal naval events, of the capture of Germany's Pacific and Far Eastern possessions, and of the signing of the Armistices and Treaties, *see pp. 830-832.*

OUTLINE DIARY OF MAIN EVENTS IN THE VARIOUS THEATRES OF WAR.

1914.
 28th June Assassination of Archduke Franz Ferdinand at Sarajevo.
 31st July War Council at Potsdam.
 23rd July Austria-Hungary sends ultimatum to Serbia.
 24th July Sir E. Grey suggests international conference.
 25th July Serbia orders mobilization.
 26th July Admiralty countermands orders for dispersal of British Fleet.
 27th July France and Italy accepts British proposals for international conference.
 28th July Austria declares war on Serbia. Germany rejects British proposals for international conference.
 29th July Belgrade bombarded by the Austrians (first shots of the war). Admiralty send "Warning Telegram" to the Fleet. War Office order "Precautionary Period" to be put into force. Germany makes proposals to secure British neutrality.
 30th July British Government reject German proposals for neutrality.
 1st August Germany declares war on Russia.

Date.	Western Theatre.	Eastern Theatre (Russia and Roumania).	Italy.	Balkans and Dardanelles.	Caucasus.	Egypt, Palestine and Arabia.	Asia (Mesopotamia, Persia, India and China).	South and West Africa.	East Africa
1914. 2nd Aug...	German ultimatum to Belgium.	German Army invades Poland.
3rd Aug..	Germany declares war on France.	...	Italy declares neutrality.
4th Aug	Great Britain declares war on Germany. German Army invades Belgium. First attack on Liège.
5th Aug..	Montenegro declares war on Austria-Hungary.
6th Aug.	Battle of the Frontiers begins.
7th Aug..	City of Liège captured by the Germans. Battle of Alsace begins ...	East Prussia invaded by the Russians.
8th Aug..	Mülhausen occupied by the French.	(Togoland) Advance to Kamina begins.	...
10th Aug.	...	Austrian Army invades Poland from Galicia.
11th Aug.	Mülhausen retaken by the Germans.
12th Aug.	Great Britain and France declare war on Austria-Hungary
13th Aug.	German assault on remaining forts of Liège.	Austrians begin first invasion of Serbia.
15th Aug.	(Togoland) Affair of Agbeluoe.	Taveta occupied by the Germans.
16th Aug.	Disembarkation of B.E.F. in France completed.
17th Aug	Last forts of Liège captured by the Germans.	Battle of the Jadar begins
18th Aug.	Battle of the Gette Belgian Army defeated. Battle of Saarbourg.
19th Aug.	Mülhausen again taken by the French.	Battle of Gawaiten - Gumbinnen.	...	End of Battle of the Jadar.
20th Aug.	Brussels occupied by the Germans. Battle of Morhange.	(S.W. Africa) Orange River operations begin.	...
21st Aug	Battle of the Ardennes begins.	Battle of Cer Vrb.
22nd Aug.	Battle of Charleroi begins British cavalry engaged with the Germans.	(Togoland) Affair of Khra.	...
23rd Aug.	Battle of Charleroi ends. Battle of Mons. Retreat from Mons begins.	Battle of Tannenberg begins.
24th Aug	Battle of the Mortagne. Action of Elouges. Battle of the Ardennes ends.
25th Aug	Namur captured by the Germans	(Cameroons.) Affair of Tepe	...

Date.	Western Theatre	Eastern Theatre (Russia and Roumania).	Italy.	Balkans and Dardanelles.	Caucasus.	Egypt, Palestine and Arabia.	Asia (Mesopotamia, Persia, India and China).	South and West Africa.	East Africa.
1914. 25th Aug.	Rearguard action of Solesmes and affair of Landreies. Louvain sacked by the Germans (25th-26th) Successful French counter-attack before Nancy Mulhausen again retaken by the Germans Battle of Alsace ends.	First Battle of Krasnik.	...	Austrians evacuate Serbia. End of 1st invasion.	(Cameroons) Affair of Kuseri.	...
26th Aug.	Maubeuge invested by the Germans. Battle of Le Cateau. Rearguard affair of le Grand Fayt	(Togoland.) Advance to Kamina ends. Surrender of the German forces. (Cameroons) First attack on Mora.	...
27th Aug.	Rearguard affair of Etreux. Allies fall back behind Somme Ostend occupied by British Marines. Longwy surrenders to the Germans.	Halicz (Galicia) captured by the Russians.
28th Aug.	Affair of Ceuzy
29th Aug.	First Battle of Guise British base transferred to St. Nizaire.
31st Aug.	Amiens taken by the Germans.	Battle of Tannenberg ends. First Battle of Lemberg begins.	(Cameroons) First attack on Garua.	..
1st Sept.	Affair of Néry Rearguard actions of Crépy en Valois and Villers Cotterets.	First unit of Indian Expeditionary Force 'C' arrives at Mombasa.
2nd Sept.	Battle of the Grand Couronné de Nancy.	(China.) Japanese troops land in Shantung to attack Tsingtau.
3rd Sept.	...	First Battle of Lemberg ends. Town occupied by the Russians.
4th Sept.	Chalons occupied by the Germans.
5th Sept.	Rheims taken by the Germans. Battle of the Ourcq begins End of the retreat from Mons and Battle of the frontiers.	Battle of Masurian Lakes begins.	Defence of Abercorn begins.
6th Sept.	Battle of the Marne begins. Advance to the Aisne begins.	Battle of Grodek begins.	(Cameroons) Affair of Nsanakang.	Affair of Tsavo.
7th Sept.	Maubeuge surrenders to the Germans Passage of the Petit Morin.
8th Sept.	Austrians begin 2nd invasion of Serbia.
9th Sept.	British passage of the Marne.	Second Battle of Krasnik.	Affair near Karonga. Defence of Abercorn ends.
10th Sept.	End of Marne, and Battle of the Ourcq.	Semlin (Hungary) occupied by the Serbians.
11th Sept.	British Army crosses the Ourcq. Battle of Nancy ends.
12th Sept.	Battle of the Aisne, 1914, begins.
13th Sept.	Battle of the Marne ends. British passage of the Aisne. Soissons and Amiens occupied by the French.	End of the Battle of Grodek.
14th Sept.	Capture of the Aisne heights by British. Rheims evacuated by the Germans. Commencement of Stabilization.	(S.W. Africa) Affair near Raman's Drift	..

Date.	Western Theatre.	Eastern Theatre (Russia and Roumania).	Italy.	Balkans and Dardanelles.	Caucasus.	Egypt, Palestine and Arabia.	Asia (Mesopotamia, Persia, India, and China).	South and West Africa.	East Africa.
1914. 15th Sept.	Battle of the Aisne, 1914, ends.	Battle of Masurian Lakes ends. Czernowitz (Bukovina) taken by the Russians.	...	Austrians driven over the Drina. End of 2nd Austrian invasion of Serbia.	(South Africa.) Beginning of rebellion in South Africa. (S.W. Africa.) Southern operations begin.	...
16th Sept.
19th Sept.	British Marines land at Dunkirk. First bombardment of Rheims Cathedral.	(S.W. Africa.) Landing at Luderitz Bay.	...
20th Sept.	Action on the Aisne heights.	Semlin evacuated by the Serbians.	(Cameroons.) Affair at Kuseri.	...
22nd Sept.	Serbian forces invade Bosnia.
23rd Sept.	Siege of Tsingtau begins.	...	Affair of Majara.
24th Sept.	Péronne again taken by the Germans.
25th Sept.	Race to the sea begins. First Battle of Picardy begins.
26th Sept.	Action of Chivy	(Cameroons.) Capture of Duala.	...
27th Sept.	Malines taken by the Germans.	(S.W. Africa.) Affair near Raman's Drift.	...
28th Sept.	Semlin re-entered by the Serbians.
29th Sept.	First Battle of Artois begins.
30th Sept.	Semlin again evacuated by the Serbians.
1st Oct. ...	Advance to the Aisne ends.
3rd Oct. ...	Transfer of British Army from Champagne to Flanders commenced.
4th Oct. ...	Lens and Bailleul occupied by the Germans. British Naval Division reaches Antwerp. Defence of Antwerp begins.	Battle of Opatow
6th Oct. ...	British 7th Division disembarked at Ostend.
8th Oct.	Affair of Gazi.
9th Oct.	First battle of Warsaw begins.
10th Oct. ...	Antwerp surrenders to the Germans. Battle of La Bassée begins. Operations in Flanders begin.
12th Oct. ...	Lille capitulates to the Germans. Battle of Messines begins.
13th Oct. ...	Ghent occupied by the Germans. Battle of Armentières begins. Capture of Meteren.
14th Oct. ...	Bailleul reoccupied by the British.	(Cameroons.) Capture of Yabassi.	...
15th Oct. ...	Zeebrugge and Ostend occupied by the Germans.
18th Oct. ...	Battle of the Yser begins
19th Oct. ...	Battle of Ypres, 1914, begins.	First battle of Warsaw ends.
21st Oct. ...	Battle of Langemarck begins.
22nd Oct.	Czernowitz re-occupied by the Austrians.	(S.W. Africa.) Affair of Keimoes.	...

Date.	Western Theatre.	Eastern Theatre (Russia, Roumania, Siberia).	Balkans and Dardanelles.	Caucasus.	Egypt, Palestine and Arabia.	Asia (Mesopotamia, Persia and China).	South and West Africa.	East Africa.	India.
1914.									
24th Oct....	Battle of Langemarck ends.	(S.W. Africa.) Affair of Kakamas.
26th Oct....	Angola invaded by the Germans. (Cameroons.) Occupation of Edea.
27th Oct....	(South Africa.) General Botha disperses Beyers' commando near Rustenburg.
28th Oct....	...	Ozernowitz re-occupied by Russians.	Serbian forces driven out of Bosnia by the Austrians.
29th Oct...	Battle of Gheluvelt begins.	...	Turkey and Russia commence hostilities.
31st Oct...	Battle of Gheluvelt ends.
1st Nov.	Third Austrian invasion of Serbia begins.	...	Great Britain and Turkey commence hostilities.	First invasion of German East Africa begins.	...
2nd Nov....	Battles of La Basseé, Mesines and Armentères end.	Attack on Tanga begins.	...
3rd Nov.	Dardanelles forts bombarded by Allied fleets.	Affair of Longtide.	..
5th Nov.	Basra operations begin.	...	Attack on Tanga ends.	..
6th Nov.	Battle of Goritten.	Landing at Fao.	...	First invasion of German East Africa ends.	...
7th Nov.	Tsingtau surrenders to the Japanese.
10th Nov.	...	Battle of Wloda-wek.	Capture of Sheikh Sa'ad.	...	(S.W. Africa.) Orange River operations end.
11th Nov.	Battle of Nonne Boschen.	Russians begin second siege of Przemyśl.
13th Nov.	...	Battle of Rominten Moor.	(Cameroons.) Occupation of Muyuka.
14th Nov.	...	Battle of Kutno	Capture of Buea.
15th Nov.	Affair of Sahlan.	Capture of Cameroon Mountain.
16th Nov.	...	Battle of Lodz begins.
17th Nov.	Affair of Sahl	(S.W. Africa.) German force again invades Angola.
22nd Nov.	Battle of Ypres, 1914, ends. Operations in Flanders and race to the Sea end.	Occupation of Basra.
23rd Nov.	Defence of Festubert.	Break through at Brzezany.
28th Nov.	Operations in Tochi begin. Affair of Miran Shah.
30th Nov.	...	Battle of Lowicz-Sanniki begins.
1st Dec.	(South Africa.) De Wet captured by Union troops.

Date.	Western Theatre.	Eastern Theatre (Russia, Roumania, Siberia).	Balkans and Dardanelles.	Caucasus.	Egypt, Palestine and Arabia.	Asia (Mesopotamia, Persia, and China).	South and West Africa.	East Africa.	India.
1914. 2nd Dec.	Belgrade occupied by the Austrians.
3rd Dec.	Battle of the Ridges (Serbia) begins.	(Cameroons.) Operations up Northern Railway begin.
4th Dec.	First action of Qurna begins.	Surrender of rebel force near Retz	Gen. Wapshare appointed C-in-C., British Forces.	...
6th Dec.	End of Battle of the Ridges.	Defence of Fife begins.	...
7th Dec.	Russians attack forts of Cracow.
8th Dec.	First action of Qurna ends.	(South Africa.) Main rebel force surrenders to General Botha.
10th Dec.	(Cameroons.) Bare occupied by the British.	Umba Valley operations begin.	...
14th Dec.	Attack on Wyt-schaete.
15th Dec.	Battle of Lodz ends.	End of 3rd Austrian invasion of Serbia.
17th Dec.	Battle of Lowicz-Sanniki ends.
19th Dec.	(Cameroons.) Operation at Kribi.
20th Dec. ...	Defence of Givenchy, 1914. First French offensive, 1914-1915, begins. First battle of Champagne begins.
21st Dec.	(S.W. Africa.) Northern operations begin.
26th Dec.	Valona occupied by the Italians.
27th Dec.	Defence of Fife ends.	...
28th Dec.	End of second battle of Warsaw.
29th Dec.	Battle of Sarykamish begins.
31st Dec.	Punitive measures in Kachin Hills (N.E. frontier) begin.
1915. 1st Jan.	Ardahan occupied by the Turks.
2nd Jan.	End of battle of Sarykamish.	Affair of Jasai.	...
3rd Jan.	Ardahan re-occupied by the Russians.
5th Jan.	(Cameroons.) Defence of Edea.
7th Jan.	Tabriz occupied by the Turks.	Affair of Spina Khaisora.
6th Jan. ...	Battle of Soissons begins.	Battle of Kara Urgan begins.

Date.	Western Theatre.	Eastern Theatre (Russia, Roumania, Siberia).	Balkans and Dardanelles.	Caucasus.	Egypt, Palestine and Arabia.	Asia (Mesopotamia Persia, and China).	South and West Africa.	East Africa.	India.
1915. 10th Jan....	(S. Persia.) Defence of Muscat.
12th Jan....	Seizure of Mafia Island.	...
13th Jan....	End of battle of Kara Urgan.
14th Jan. . .	End of battle of Soissons.	(S.W. Africa.) Occupation of Swakopmund.
23rd Jan....	(S.W. Africa.) Defence of Upington.
25th Jan....	First action of Givenchy, 1915.
26th Jan.	Defence of the Suez Canal begins.
29th Jan....	Affair at Cuinchy.	Battle on the Beskid Pass begins.
30th Jan....	Tabriz occupied by the Russians.
31st Jan....	...	Battle of Humn begins.	Farsan Island (Red Sea) occupied by Arab forces (Idrisi).
1st Feb. . . .	Affair at Cuinchy.
2nd Feb.	Battle of Humn ends.
3rd Feb.	Battle on the Beskid Pass ends.	Action on Suez Canal.	(Cameroons.) Capture of Chang. A fair of Mbureku.
4th Feb.	Winter battle in Masuria begins.
6th Feb. . . .	Affair at Cuinchy.
8th Feb.	(S.W. Africa.) General Botha sails for Walfish Bay.	Umba Valley operations end.	...
16th Feb.	...	Battle of Kolomea.
17th Feb.	...	Czernowitz re-occupied by the Austrians.
19th Feb.	...	Stanislau occupied by the Austrians.	Naval attack on the Dardanelles begins.
22nd Feb.	...	Winter Battle in Masuria ends.	(S.W. Africa.) Advance on Windhuk begins.
28th Feb.	Punitive measures in Kachin Hills (N.E. frontier) end.
3rd Mar.	Affair of Ahwaz.
4th Mar.	Stanislau recaptured by the Russians.
5th Mar.	Battle of Stolnki begins.
7th Mar.	Lemnos occupied by the British.	(Cameroons.) Affair of Harman's Farm. Operations up Northern Railway end.

Date.	Western Theatre.	Eastern Theatre (Russia, Roumania, Siberia).	Balkans and Dardanelles.	Caucasus.	Egypt, Palestine and Arabia.	Asia (Mesopotamia, Persia and China).	South and West Africa.	East Africa.	India.
1915.									
10th Mar.	Battle of Neuve Chapelle begins.
13th Mar.	Battle of Neuve Chapelle ends.
14th Mar.	Action of St. Eloi
16th Mar.	...	Battle of Stolmki ends.
18th Mar...	Naval attack on the Dardanelles repulsed.
20th Mar.	First Battle of Champagne ends.	(S.W. Africa.) Action of Jakalswater.
22nd Mar.	...	Przemysl surrenders to the Russians.
25th Mar.	Action of Dardonn.
27th Mar.	Operations in Tochi end.
30th Mar.	(S.W. Africa.) Occupation of Aus.
2nd April	...	Easter battle in Laborcza Valley begins.
5th April...	Artvin occupied by the Russians.
9th April...	General Sir John Nixon assumes command of British Forces in Mesopotamia
12th April	Battle of Shaiba begins.	(Cameroons.) First advance on Yaunde begins.
13th April	...	Easter battle in Laborcza Valley ends.
14th April	Battle of Shaiba ends.	(Cameroons.) Affair of Ngwe.	...	Operations against Mohmands begin.
16th April	Basra operations end. Urma (Persia) occupied by the Turks. (S. Persia.) Defence of Jask.
17th April	Capture of Hill 60.
18th April	First affair of Heafiz Khot.
19th April	Operations against Mohmands end.
22nd April	Battle of Ypres, 1915, begins. The gas attack.
24th April	Battle of St. Julien begins. First Battle of the Woevre begins. Battle of Gravenstafel ridge.
25th April	...	Advance into Lithuania and Courland begins.	Allied Expeditionary Force landed at Gallipoli. Battle of Helles begins.	(S.W. Africa.) Action of Gibeon.
26th April	Affair of Trekkopjes.

Date.	Western Theatre.	Eastern Theatre (Russia, Roumania, Siberia).	Italy.	Balkans and Dardanelles.	Caucasus.	Egypt, Palestine and Arabia.	Asia (Mesopotamia, Persia and China).	South and West Africa.	East Africa.
1915. 8th April	First battle of Krithia.	...	Turks make unsuccessful attack on Suez Canal.
10th April	(S.W. Africa.) Northern operations end.	...
11th May	Spring offensive in Galicia begins. Battle of Gorlice-Tarnow begins.	...	Action of Eski Hisarlık.
12th May	Attack on the Chessboard.	(S. Persia.) Defence of Chahbar.
13th May	Battle of Gorlice-Tarnow ends.	(Cameroons.) Affair of Sende. First affair of Wum Bagas.	...
14th May ...	Battle of St. Julien ends.
15th May	Second battle of Krithia begins. First action of Kereves Dere.
16th May ...	First Battle of the Woevre ends. First French offensive, 1914-1915, ends.	Operations on Karkha River begins.
17th May ...	Battle of Frezenberg ridge begins.	Libau taken by the Germans.	...	Second battle of Krithia ends.
18th May ...	Battle of Aubers ridge. Second French offensive, 1915, begins. First battle of Artois begins.	Advance into Lithuania and Courland ends.
19th May...	Affair of Quinn's Post.
20th May...	Affair of Gurkha Bluff.
21st May...	Battle of Frezenberg ridge ends.	(S.W. Africa.) Occupation of Windhuk.	...
22nd May...	...	Yaroslav taken by the Austrians.	Affair of Khafajiya.
23rd May...	Battle of Festubert begins.	Battle for Przemysl begins.
24th May...	...	Battle of the San begins. Battles of Stryj and Drohobycz begin.
25th May...	Van taken by the Russians.
26th May...	(S.W. Africa.) Advance on Windhuk ends.	...
27th May	...	Battle of the San ends.	Italy declares War on Austria.
28th May..	Battle of Bellewaerde Ridge.	...	Italian forces cross Austrian frontier.
29th May...	Battle of Ypres, 1915, ends. Battle of Festubert ends.
30th May...	(Cameroons.) Operations for Central Plateau begin.	...

Date.	Western Theatre.	Eastern Theatre (Russia, Roumania, Siberia).	Italy.	Balkans and Dardanelles.	Egypt, Palestine and Arabia.	Asia (Mesopotamia, Persia and China).	South and West Africa.	East Africa.	India.
1915.									
29th May...	...	Przemysl attacked by the Austrians.	...	Valons formally occupied by the Italians.
30th May	Affair of Sphinxhaven.	...
31st May...	Second action of Qurna. Advance up Tigris begins.
1st June	(Baluchistan. Kalat operations begin.
3rd June	Przemysl recaptured by the Austro-German forces.	Occupation of Amara. Operations on Karkha River end.
4th June	Battles of Stryj and Drohobycz end.	...	Third Battle of Krithia. Second action of Kereves Dere.
6th June	Battles of Helles end.
8th June	Stanislaw recaptured by the Austrians.
9th June	Monfalcone, captured by the Italians.
10th June	...	Battle of Zydaczow begins. Battle of Lybaczow begins	(Cameroons.) Capture of Garua.
13th June	...	Battle for Przemysl ends. Battle of Lybaczow ends.
14th June	Turkish attack on Perm.
15th June	Second action of Givenchy, 1915.
16th June	First attack on Bellewaerde. End of First Battle of Artois.
17th June	...	Battle of Lemberg begins.
19th June	(S.W. Africa.) Advance on Otavi Fontein begins.
21st June	Third action of Kereves Dere.
22nd June	..	Lemberg retaken by the Austrians. Battle of Lemberg ends. Campaign in South Poland begins. Battle of Zydaczow ends. Spring offensive in Galicia ends.
23rd June	Capture of Bukoba	...
27th June	...	Halicz recaptured by the Austrians. Battle on Gnala Lipa.	Advance up Euphrates begins.
28th June	Action of Gully Ravine. Affair of Holly Ridge.	(Cameroons) First advance on Yaunde ends. Capture of Ngaundere.	Defence of Saisi.	...

Date.	Western Theatre.	Eastern Theatre (Russia, Roumania, Siberia).	Italy.	Balkans and Dardanelles.	Caucasus.	Asia (Mesopotamia, Persia, China).	South and West Africa.	East Africa.	India.
1915									
20th Aug	...	Novo-Georgievsk captured by the Germans. Siege of Modlin ends.
21st Aug	Battle of Scimitar Hill. Battle of Sulva ends.
22nd Aug.	...	Capture of Osowiec.
23rd Aug.	...	Kovel occupied by the Germans.
25th Aug.	...	Brest - Litovsk taken by the Germans.
26th Aug.	...	Capture of Bialystok. Battles on Narew and Bobr end.	Affair of Surkharri.
27th Aug.	...	Battle of Zlota Lipa begins.	...	Battle of Hill 60 (Anzac).	Affair of Ladakai.
28th Aug.	Affair near Malandri.
29th Aug.	Affair of Kak Ford.
31st Aug.	...	Battle of Horodec	Affair near Malandri.
1st Sept....	...	Brody recaptured by the Germans. Grodno stormed by the Germans.
3rd Sept....	...	Grodno retaken by the Russians.
4th Sept....	...	Battle of Drohiczyn Chomsk.
5th Sept....	Action of Hafiz Khor.
6th Sept....	...	Battle of Wolkowisk.
7th Sept....	...	Battle of Tarnopol begins.
8th Sept....	(Cameroons.) Blockade of Mora begins.
9th Sept....	...	Battles of Dunaburg and Vilna begin.	(S. Persia.) Defence of Bushire.	Second attack on Mora.
12th Sept.	...	Battle of Sezara and Jelnia begins.
13th Sept.	Battle of Slnim begins.
16th Sept.	...	Battles on Zelwanka and Niemen. Pinsk occupied by the Germans.
17th Sept.	...	Battle of Sezara and Jelnia ends.
18th Sept.	Battle of Slnim ends.
22nd Sept.	(Cameroons.) Second advance on Yaunde begins.
23rd Sept.	...	Lutsk recaptured by the Russians.	...	Bulgaria orders general mobilization for 25th.
25th Sept.	Battle of Loos begins ... Second Battle of Champagne begins. Actions of Piétre and Bois Grenier. Second attack on Bellewaerde.	Bulgarian mobilization begins.

Date.	Western Theatre.	Eastern Theatre (Russia, Roumania, Siberia).	Italy.	Balkans and Dardanelles	Caucasus.	Asia (Mesopotamia, Persia and China).	South and West Africa.	East Africa.	India.
1915.									
26th Sept.	French re-capture Souchez.
28th Sept.	...	Battle on Kormin and Putlowka. Lutsk again taken by the Austrians.	Battle of Kut, 1915.
29th Sept.	French attack on Vimy Ridge repulsed.
2nd Oct.	...	Battle of Vilna ends.
3rd Oct.	Allied troops land at Salonica.
5th Oct.	Advance up Tigris ends.
6th Oct.	Austro-German Armies cross the Danube and Save. Fourth invasion of Serbia begins.
7th Oct.	Occupation of Birjand and junction with Russian cordon.
8th Oct.	Battle of Loos ends,
9th Oct.	Belgrade taken by the Austrians. Montenegro invaded by the Austrians.	(Cameroons.) 2nd affair of Wun Biagas	...	Second affair of Hafiz Kor.
10th Oct.	Semendria taken by the Austrians.
11th Oct.	Actions of the Hohenzollern Redoubt begin	Bulgarians invade Serbia.
15th Oct.	Kermanshah evacuated by the Turks.
17th Oct.	Pregasina captured by the Italians.
18th Oct.	Vranja taken by the Bulgarians.
19th Oct.	Actions of the Hohenzollern Redoubt end.
22nd Oct.	Veles taken by the Bulgarians. Uskub and Kumanovo occupied by the Bulgarians.	(Cameroons.) Capture of Bamende.
25th Oct.	Austro-German and Bulgarian forces in touch in the Kraina district. Veles recaptured by the Serbians.
27th Oct.	French effect junction with the Serbians at Veles.

Date.	Western Theatre.	Eastern Theatre (Russia, Roumania, Siberia).	Italy.	Balkans and Dardanelles.	Egypt, Palestine and Arabia.	Asia (Mesopotamia, Persia and China)	South and West Africa.	East Africa.	India.
1915. 8th Oct....	Affair near Wuchang. End of operations against Mohmands, Bunerwals and Swatis.
9th Oct	Veles again taken by the Bulgarians.
10th Oct.	Battle of Siemikowce. Battle of Duna-burg ends.	(Cameroons.) Third attack on Mora.
11th Nov.	Kragujevatz captured by the Austrians.
12th Nov.	Battle of Kachanik begins.
13th Nov.	Nish taken by the Bulgarians
14th Nov.	(Cameroons.) Capture of Banyo.
15th Nov.	End of the battle of Kachanik.
16th Nov.
17th Nov.	...	Battle of Czar-toryski.
18th Nov.	Second Battle of Champagne ends. Second French operations, 1915, ends.	Prilep taken by the Bulgarians.
19th Nov.	Novi-Bazar taken by the Austrians.
20th Nov.
21st Nov.	Battle of Ctesiphon begins.
22nd Nov.
23rd Nov.	Rovereto taken by the Italians.	Mitrovitza and Prishtina taken by the Austrians.	Operations against Senussi begin.
24th Nov.	Battle of Ctesiphon ends.	General Smith-Dorrien appointed C. in-C., British Forces.	...
25th Nov...	British Army retreats from Ctesiphon.
26th Nov.
27th Nov.	(Cameroons.) Affair at Lesog's.
28th Nov.	End of fourth invasion of Serbia.
29th Nov...	Serbiens begin retreat through Albania
30th Nov...
1st Dec.	Prisrend taken by the Bulgarians.	Affair of Umat Tubul.
2nd Dec....	Monastir taken by the Bulgarians.	(Cameroons.) Capture of Fumban.
3rd Dec.	Ipek taken by the Austrians.
4th Dec.
5th Dec.	Action of Kosturino.	Defence of Kut begins.
6th Dec.
7th Dec.	Action of Lake Doiran. Allies begin retreat into Greek territory.
8th Dec.

Date.	Western Theatre.	Eastern Theatre (Russia, Roumania, Siberia).	Italy.	Balkans and Dardanelles.	Caucasus.	Egypt, Palestine and Arabia.	Asia (Mesopotamia, Persia, India and China).	South and West Africa.	East Africa.
1915. 9th Dec.	Diakhova, Dibra and Okrida taken by the Bulgarians.
11th Dec.	Doiran and Ghevgeli taken by the Bulgarians.	...	Affair of Wadi Senab.
17th Dec....	Elbasan taken by the Bulgarians.	(Cameroons.) Affair of Chang Mangas.	...
19th Dec. ...	General Sir Douglas Haig appointed C.-in-C., British Armies in France.
20th Dec....	Evacuation of Anzac and Suvla completed. Durazzo occupied by the Italians.
21st Dec.	(Cameroons.) Affair of Mangela.	...
25th Dec.	Affair of Wadi Majd.
26th Dec.	Capture of the "Kingani."
29th Dec.	Affairs of Krithia Nullahs.
31st Dec.	(Cameroons) Operations for Central Plateau ends.	...
1916. 1st Jan.	(Cameroons) Occupation of Yaunde. Pursuit to Spanish frontier begins.	...
4th Jan.	Attempts to relieve Kut begin.
6th Jan.	Action of Sheikh Sa'ad.
8th Jan	Evacuation of Helles completed.
10th Jan....	Mount Lovchen taken by the Austrians.
13th Jan....	Oettinje occupied by the Austrians	Action of the Wadi.
14th Jan....	Affair of Butaniya.
15th Jan...	First Serbian troops land at Corfu.
16th Jan.	General Sarraill takes over command of the Allied forces at Salonica.
17th Jan....	Capture of German agents at Deh Salm.
19th Jan....	Sir Percy Lake succeeds Sir John Nixon as C.-in-C., Mesopotamia.

Date.	Western Theatre.	Eastern Theatre (Russia, Roumania, Siberia).	Italy.	Balkans	Caucasus.	Egypt, Palestine and Arabia.	Asia (Mesopotamia, Persia, India and China).	South and West Africa.	East Africa.
1916.									
21st Jan.	First attack on Hanna.
22nd Jan.	Antivari taken by the Austrians.
23rd Jan.	Soutari occupied by the Austrians.	...	Affair of Halazin.	First attempt to relieve Kut ends.
9th Feb.	Sinking of "Hedwig von Wissmann."
12th Feb.	General Smuts assumes command of British forces in East Africa.
14th Feb.	Affair of the Bluff.
16th Feb.	Erzerum taken by the Russians.	Attack on Salaita Hill.
17th Feb.	Austrians occupy Berat.
18th Feb.	Mush and Akhlat taken by the Russians.	(Cameroons.) Pursuit to Spanish frontier ends. Cameroons completely evacuated by the Germans.	...
21st Feb.	Battle of Verdun begins.
24th Feb.	Battle of Durazzo begins.
25th Feb. ...	Critical day in Battle of Verdun. Fort Douaumont stormed by the Germans.
26th Feb. ...	German attack checked by the French.	Affair of Ag-agia.	Kermanshah taken by the Russians.
27th Feb.	End of battle of Durazzo. Town captured by the Austrians.
1st Mar.	(Sudan.) Operations against Sultan of Darfur begin.
2nd Mar. ...	Action of the Bluff.	Bitlis taken by the Russians.
5th Mar.	Sinneh taken by the Russians.	...	Killimanjaro operations begin.
7th Mar.	Rizeh taken by the Russians.	...	Second attempt to relieve Kut begins.
8th Mar.	Attack on Dujala Redoubt.
9th Mar. ...	First German attack on Fort Vaux repulsed.
10th Mar.	Second attempt to relieve Kut ends.
11th Mar.	Action of Latema Nek.
12th Mar.	Karind occupied by the Russians.

Date.	Western Theatre.	Eastern Theatre (Russia, Roumania, Siberia).	Italy.	Balkans.	Caucasus.	Egypt, Palestine and Arabia.	Mesopotamia and Persia.	East Africa.
1916.								
14th Mar...	Solium re-occupied by the British.
16th Mar...	Mamakaton occupied by the Russians.
18th Mar...	...	Battles of Postavy and of Lake Narotch begin.
19th Mar...	General Sir A. Murray appointed C.-in-C., Egypt.	Ispahan taken by the Russians.	...
21st Mar...	Action of Kabe.
27th Mar...	First actions at St. Eloi crater.
1st April	Third attempt to relieve Kut. Action of Falahya.	Kilimanjaro operations end.
3rd April	Kondra Irangi operations begin.
6th April..	Russians begin attack on Trebizond.	...	First attack on Sanna-i-Yat.	...
9th April	Second attack on Sanna-i-Yat.	...
10th April	German attack on the Mort Homme repulsed.
13th April	Affair of Lirudik (E. Persia).	...
16th April	Last actions at St. Eloi crater.
17th April	Affair of Kundi (E. Persia).	Capture of Kondra Irangi
18th April	Trebizond taken by the Russians.	...	Action of Bair Aissa.	...
19th April	...	Battle of Jacobstadt begins.
22nd April	Third attack on Sanna-i-Yat.	...
23rd April	Affair of Quatia
24th April	Attempts to relieve Kut end.	...
26th April	...	Battle of Jacobstadt ends.
27th April	...	Battle of Postavy ends.
28th April	Defence of Kut ends	...
29th April	Capitulation of Kut-el-Amara.	...

Date	Western Theatre.	Eastern Theatre (Russia, Roumania, Siberia).	Italy.	Balkans.	Caucasus.	Egypt, Palestine and Arabia.	Mesopotamia and Persia.	East Africa.
1916.								
30th April	...	Battle of Lake Narotch ends.
3rd May ...	Germans renew attack on the Mort Homme (Verdun)
9th May	German attack on Kondoa Irangi.
10th May	Kasr-i-Shirin occupied by the Russians.	Kondoa Irangi operations end.
11th May	Occupation of Kwash (E. Persia).	...
14th May...	Battle of the Trentino begins.
18th May...	Russian cavalry join British Army on the Tigris.	Operations for northern railway begin.
21st May ...	The Mort Homme (Verdun) stormed by the Germans. German attack on Vimy Ridge.
22nd May...	(Sudan.) Affair of Beringia (Darfur).
23rd May	(Sudan) El Fasher, capital of Darfur, captured by the British.
24th May...	Cumières (Verdun) stormed by the Germans.
25th May..	Battale taken by the Austrians.	Russians in Persia reach line Zibar — north-west of Rowanduz.	Advance from Nyasa-Tanganyika line begins.
26th May	Fort Rupel (Greek Macedonia) occupied by the Bulgarians and Germans.
27th May	Occupation of Neulangen-burg.
30th May	Battle of the Pass of Buola.	Affair of German Bridge.
31st May	Asiago and Arsiero taken by the Austrians.	...	Mamakhatun retaken by the Turks.
1st June ..	Germans renew attack on Fort Vaux (Verdun).
2nd June ...	Battle of Mount Sorrel begins.
4th June	Battles between Wosuzlec and Sereth and on Strypa, Barysa and Koropies begin.	End of the main Austrian offensive in the Trentino.

Date.	Western Theatre.	Eastern Theatre (Russia, Roumania, Siberia).	Italy.	Balkans.	Caucasus.	Egypt, Palestine and Arabia.	Mesopotamia and Persia.	East Africa.
1916.								
12th July	Mamakhatun again taken by the Russians.	...
13th July ...	End of Battle of Albert.
14th July ...	Battle of Bazentin Ridge begins.	Mwanza taken by the British.
15th July ...	Battle of Delville Wood begins.
16th July	Battle of Kettan begins.
17th July ...	Battle of Bazentin Ridge ends.
18th July	Kighi taken by the Russians.
19th July ...	Attack on Fromelles
20th July ...	Attacks on High Wood begin.	Berestechko taken by the Russians.	Affair of Gusht defile (Eastern Persia).	...
23rd July ...	Battle of Pozieres Ridge begins.	Battle of Kettan ends.	Landing at Pangani.
24th July	First Affair of Malangali.
25th July ...	Attacks on High Wood end.	Erzinjan captured by the Russians.
27th July	Capture of Yenbo.
28th July	Battle of Chocimierz. Brody retaken by the Russians.
30th July	Battle of Kovel begins.	...	Russian troops land at Salonica.
1st Aug.	Landing at Sadani.
2nd Aug.	Mush and Bitlis retaken by the Turks.
5th Aug.	Advance through Nquru Hills to Morogoro begins.
6th Aug.	Battle of Gorizia begins.	Battle of Romanl.
7th Aug.	Battle of Tlumacz and Zalozce.
8th Aug.	Gorizia taken by the Italians
10th Aug.	...	Stanislaw again taken by the Russians.	...	Affairs of Horseshoe Hill begin.	Affair of Matamondo.
12th Aug...	Italian troops land at Salonica.	...	Defence of Suez Canal ends.
13th Aug...	Affair on Wami River.
14th Aug.	End of the Battle of Gorizia.
15th Aug.	...	Heights of Jablonica Pass taken by the Russians.	Landing at Bagamoyo.
17th Aug...	Landing at Bagamoyo.

Date	Western Theatre.	Eastern Theatre (Russia, Roumania, Siberia).	Balkans.	Caucasus.	Egypt, Palestine and Arabia.	Mesopotamia and Persia.	East Africa.	India.
1916. 18th Aug...	Affairs of Horseshoe Hill end.	Operations on the Buheje begin.	(Baluchistan) End of Kalat operations.
22nd Aug.	Occupation of Central Railway to Kilosea completed.	...
23rd Aug.	Bitlis again taken by the Russians
24th Aug	Battle of Rayat. Mush again taken by the Russians.
26th Aug	Advance through Nguru Hills to Morogoro ends Operations for Central Railway end.	...
27th Aug	Roumania declares war on Austria-Hungary.	Clearing of Uluguru Mountains begins.	...
28th Aug	Campaign in Roumania begins. Roumanians invade Transylvania.	General Maude takes command of Expeditionary Force in Mesopotamia.
29th Aug ...	Hindenburg succeeded Falkenhayn as Chief of German General Staff.	Brasso occupied by the Roumanians	Occupation of Iringa.	...
31st Aug...	...	Battle of Zborow. First battle on Narajowka and Zlota Lipa begins
1st Sept.	Hermannstadt taken by the Roumanians. September battle in Carpathians begins.
2nd Sept.	Landings at Konduchi and Magari Bay.	...
3rd Sept. ..	Battles of Delville Wood and Pozieres Ridge end. Battle of Guillemont begins.	Germans and Bulgarians invade the Dobrudja.
4th Sept.	Occupation of Dar-es-Salaam.	...
6th Sept. ...	Battle of Guillemont ends.
7th Sept.	Orsova occupied by the Roumanians.	Affair of Kisaki. Landings at Kilwa Kivinje and Kilwa Kisiwani.	...
8th Sept.	First Battle of Narajowka and Zlota Lipa ends.
9th Sept. ...	Battle of Ginchy
10th Sept.	Advance on Iringa ends.	...
11th Sept.	Action of As Sahilan.	Affair of Dulami. Operations in Songea district begin.	...
12th Sept.	...	Sushina taken by the Bulgarians.
13 h Sept.	Action of Machukovo.	Landings at Lindi and Sudi Bay.	...

Date.	Western Theatre.	Eastern Theatre (Russia, Roumania, Siberia).	Italy.	Balkans.	Egypt, Palestine and Arabia.	Mesopotamia and Persia.	East Africa.	India.
1916. 15th Sept.	Battle of Flers—Courcellette begins. Tanks used for the first time.	...	San Grado captured by the Italians.	Clearing of Uluguru Mountains completed.	...
16th Sept.	...	Second Battle of Narajowka and Zlota Lipa begins.	Landing at Minkindani.	..
18th Sept.	Greek IVth Army Corps at Kavala surrenders to the Germans. Florina captured by the Allies.
19th Sept.	...	Second Battle of Narajowka and Zlota Lipa ends.
21st Sept.	...	Part of Vulcan Pass taken by the Germans.
22nd Sept.	Battle of Flers—Courcellette ends.	Capture of Taif
25th Sept.	Battle of Morval begins.
26th Sept.	Battle of Thiepval Ridge begins.	Battle of Hermannstadt begins.	(E Persia) Affair of Kalmas.
28th Sept.	Battles of Morval and Thiepval Ridge ends.	(S Persia) Capture of Sidabad.	Affair near Mkapine.	..
29th Sept.	..	Battle of Hermannstadt ends.
30th Sept.	...	September Battle in Carpathians ends. Battle of Brzezany.	...	Action of the Karajakov's begin.	Mohmand blockade begins.
1st Oct. ..	Battles of the Transloy Ridges and the Ancre Heights begin.
4th Oct.	Action of the Kaisajakov's end.
5th Oct.	Third Battle of Narajowka and Zlota Lipa.
7th Oct.	Battle of Kronstadt.
8th Oct.	Operations against Tabora Force begin. Second affair of Malangali.
9th Oct.	Affair of Kisan-gire.	...
11th Oct. ...	Battle of the Ancre Heights ends.
15th Oct.	Battle on Lower Narajowka begins.
17th Oct.	Allied troops land at Athens.	...	Affair in Dakhla Oasis
18th Oct. ...	Battle of the Transloy Ridges ends.
19th Oct.	..	Battle of Copraisat Copaduu.	Affair about Mgominyi.	...
22nd Oct.	Constanza occupied by the Bulgarians. Battle on Lower Narajowka ends.	Affair in Dakhla Oasis.
24th Oct....	First offensive Battle of Verdun begins. Fort Douaumont recaptured.

Date.	Western Theatre.	Eastern Theatre (Russia, Roumania, Siberia).	Italy.	Caucasus.	Egypt, Palestine and Arabia.	Mesopotamia and Persia.	East Africa.	India.
1916.								
16th Dec. ...	Battle of Verdun ends. First offensive Battle of Verdun ends.	Affair about Kibata.	...
21st Dec.	Battle of Rimnicul Sarat begins.
23rd Dec.	Affair of Magdhaba.
25th Dec.	Battle of Rimnicul Sarat ends.	(S. Persia.) Affair of Dasht-i Arjan.
31st Dec.	(Sudan.) Operations against Sultan of Darfur end.	...	Operations in Songea District end.	..
1917.								
1st Jan. ...	General Sir Douglas Haig promoted Field-Marshal.	Advance on Lwale and Mahenge begins. Affair about Wiransi. (French W. Africa.) Touareg operations begin. Action of Beho Beho.	...
3rd Jan.
4th Jan.	Battle on Putna begins.
5th Jan.	Winter battle on Aa begins.
6th Jan.	Affair of Kimbabawe.
8th Jan.	Battle of Putna ends.
9th Jan.	Action of Rafa. Operations in Sinai Peninsula end.	Battle of Kut begins. Capture of Khadairi Bend begins.
11th Jan. ...	Operations on the Ancre begin.
19th Jan.	Capture of Khadairi Bend ends.
20th Jan.	General Hoskins assumes command of British Forces.	...
24th Jan.	Capture of Wejh.
25th Jan.	Capture of Hal Salient begins.
2nd Feb.	Winter battle on Aa ends.
3rd Feb.	Affair near Siwa Oasis
5th Feb.	Affair near Siwa Oasis.	Capture of Hal Salient ends.
8th Feb.	End of operations against Senussi.
9th Feb.	Capture of Dahra Bend begins.
10th Feb.	Pursuit of Wintgens and Naumann begins.	..
16th Feb.	Capture of Dahra Bend ends.
17th Feb. ...	Action of Miramont	Capture of Santa-1-Yat begins.
18th Feb.	Affair near Kitanda. Capture of Mkindu.	...

Date.	Western Theatre.	Eastern Theatre (Russia, Roumania, Siberia).	Italy.	Balkans.	Egypt, Palestine and Arabia.	Mesopotamia and Persia.	East Africa.	India.
1917. 19th Feb.	Affair of Tandala.	...
23rd Feb.	Passage at Shumran Bend
24th Feb.	Battle of Kut ends. Capture of Santa-i-Yat ends.	Affair of Nyandetes. Capture of Likuyu	...
25th Feb. ...	} Capture of the Philloys. }	Operations for capture of Kut ends. Pursuit to Bagdad begins.
2nd Mar.	Hamadan taken by the Russians.	...	Operations against Mahsuds begin. Defence of Sarwekai begins.
5th Mar.	Kangavar taken by the Russians.
7th Mar.	Passage of Di-yala begins.
8th Mar.	Defence of Sarwekai ends.
10th Mar. ...	Capture of Iules	Passage of Di-yala ends.
11th Mar.	Occupation of Bagdad.
12th Mar.	Outbreak of Revolution in Russia.
13th Mar. ...	Operations on the Ancre end.	Kermanshah occupied by the Russians.
14th Mar. ...	German retreat to the Hindenburg Line begins.	Election of Provisional Government.	Operations for consolidation of position at Bagdad begin
15th Mar.	Abdication of the Czar.	Action of Mus-haidiya.
17th Mar. ...	Capture of Bapaume.
18th Mar. ...	Occupation of Peronne.
21st Mar.	Affair of St. Moritz.	...
24th Mar.	First Palestine offensive begins.
26th Mar.	First Battle of Gaza.	First action of Jebal Hamrin.
27th Mar.	Affair of Dalu Abbas
29th Mar.	Affair of Dogame.
5th April ...	German retreat to the Hindenburg Line ends. Arras offensive begins.
9th April ...	Battles of Arras, 1917, Battle of Vimy Ridge, and First Battle of the Scarpe, 1917, begin.	Affair on Nahr Khalis.	...	Affair of Gwale-ral Pass.
11th April	First attack on Bullecourt.
14th April	Battle of Vimy Ridge and First Battle of Scarpe, 1917, end.
16th April	Second offensive of 1917 begins. Second Battle of the Aisne begins. German attack on Lagnicourt.	Affair on Nahr Khalis.

Date.	Western Theatre.	Eastern Theatre (Russia, Roumania, Siberia).	Italy.	Balkans.	Caucasus.	Egypt, Palestine and Arabia.	Mesopotamia and Persia.	East Africa.
1917.								
16th Aug ..	Battle of Langemarck, 1917.
17th Aug...	11th Isonzo Battle begins.
18th Aug.	Affair of Narunyu.
20th Aug...	Second offensive. Battle of Verdun begins	First Battle of Riga begins.
23rd Aug.	Occupation of Tunduru.
25th Aug.	Battle of Hill 70 ends.
30th Aug.	Affair of Lukasa.
3rd Sept.	Riga taken by the Germans. End of Battle on Putna and Susita.
5th Sept.	Battle of Riga ends.	Monte San Gabriele captured by the Italians.
9th Sept. ...	Second offensive. Battle of Verdun ends.
11th Sept.	Affair of Kalimoto.
12th Sept.	11th Isonzo Battle ends.
19th Sept.	(S. Persia.) Affair in Lashani country.	...
20th Sept.	Battle of the Menin Road ridge begins.
22nd Sept.	...	Jacobstadt taken by the Germans.	Affair of Bweho Chini.
25th Sept.	Battle of the Menin Road ridge ends.
26th Sept.	Battle of Polygon Wood begins.
29th Sept.
30th Sept.	Capture of Ramadi. (S. Persia.) Affair in Lashani country.	Affair of Mhika.
1st Oct.	Tigris operations begin. (S. Persia.) Affair in Chahar Rah country.	Capture of Wintgen and Naumann.
3rd Oct. ..	Battle of Polygon Wood ends.
4th Oct. ..	Battle of Broodseinde.
9th Oct. ..	Battle of Poelcapelle.	Occupation of Mahenge.
12th Oct. ...	First Battle of Passchendaele.	Island of Oesel taken by the Germans.
16th Oct.	Affair of Nyangao.
18th Oct. .	..	Moon Island and Dago Island taken by the Germans.	Second action of Jebal Hamrin.	...
21st Oct.	Turkish attack on Petra. End of Aquaba operations. Second Palestine offensive begins.	(S. Persia.) Affair in Chahar Rah country.	Affair of Lukuledi.
23rd Oct. ..	Battle of La Malmaison.
24th Oct.	12th Isonzo Battle begins. Italian line broken at Caporetto	First action for Tekrit.	...
26th Oct. ...	Second Battle of Passchendaele.

Date.	Western Theatre.	Eastern Theatre (Russia, Roumania, Siberia).	Italy.	Caucasus.	Egypt, Palestine and Arabia.	Mesopotamia and Persia.	East Africa.	India.
1917. 28th Nov...	Surrender of Tafel's Force	...
30th Nov....	German counter-attacks begin.
1st Dec.	The last German forces driven out of East Africa into Portuguese territory.	Punitive measures in Chitu Hills (N.E. frontier) begin.
3rd Dec. ...	German counter-attacks end. Battle of Cambrai, 1917, ends.	Capture of Jerusalem.	Third action of Jabal Hamrin begins
6th Dec.	Third action of Jabal Hamrin ends. Tigris operations ends.
7th Dec. ..	Cambrai operations end.
10th Dec....	...	Armistice between Central Powers and Roumania.
17th Dec...	..	Armistice concluded between Central Powers and Russia.
21st Dec.	Battle of Jaffa...
22nd Dec...	...	Opening of Brest-Litovsk Conference.	...	General Gullaumat succeeds General Sarrail in command of Allied forces at Salonica.
26th Dec.	Defence of Jerusalem begins.
30th Dec. ..	Action of Welch Ridge.	Defence of Jerusalem ends.
31st Dec. .	French operations with limited objectives end.	Jerusalem operations end.
1918. 1st Jan.	Actions for El Tafle begin.
11th Jan.	Operations in Portuguese Nyasa begin.	..
24th Jan.	(S. Persia.) Affair at Gumur
27th Jan.	(S. Persia.) Affair at Gumur
28th Jan.	Seizure of Turkish Dead Sea Flotilla. Actions for El Tafle end.
31st Jan.	Establishment of E. Persian cordon completed.
1st Feb.	Extension of cordon into Khorsan begun.
9th Feb	Peace concluded between Central Powers and Ukraine.
10th Feb....	...	Trotsky announces State of War between Russia and Germany is ended.
18th Feb....	...	Hostilities between Russia and Germany resumed. Lutsk and Dvinsk occupied by the Germans.	(Baluchistan.) Operations against Marri and Khetram tribes begin.

Date.	Western Theatre.	Eastern Theatre (Russia, Roumania, Siberia).	Italy.	Balkans.	Caucasus.	Egypt, Palestine and Arabia.	Mesopotamia and Persia.	India.
1918. 19th Feb....	Operations in and beyond Jordan Valley begin. Capture of Jericho.	...	(Baluchistan.) Defence of Gumbag Post.
21st Feb.	Jericho captured by the British.
25th Feb.	Reval and Pskoff occupied by the Germans.
1st March	Trebizond, Erzinjan and Baiburt occupied by the Turks.
8rd March	...	Peace signed between Russia and Central Powers at Brest-Litovsk.	(E. Persia.) Occupation of Meshed.	...
7th March	...	Peace concluded between Germany and Finland.
8th March	Action of Tel Asur.
9th March	...	Preliminary treaty of peace between Germany and Rumania signed at Buches.	Hit occupied by the British.	...
12th March	Erzerum retaken by the Turks.	Action of Tel Asur.
13th March	...	Odessa occupied by the Germans.
15th March	German offensive in Picardy begins. Defensive campaign of 1918 begins.	(Baluchistan.) Affair of Fort Munro.
21st March	First Battles of the Somme, 1918, and Battle of St. Quentin begin.	Passage of the Jordan.
24th-25th March	First Battle of Bapaume and actions at Somme crossing.	First action of Es Salt.
26th March	French Battle of the Avre begins.
26th-27th March	Battle of Rosières	First attack on Amman begins.	Action of Khan Baghdadi.	...
28th March	First Battle of Arras, 1918.
30th March	First attack on Amman ends.	Occupation of Ana.	...
1st April...	Blockade of Najaf begins.	...
4th April...	British Battle of the Avre.	Sarykamish occupied by the Turks.
5th April..	Battle of the Ancre, 1918. First battles of the Somme, 1918, end. French battle of the Avre ends. German offensive in Picardy ends.	Van retaken by the Turks.
6th April..	(Baluchistan.) Capture of Hadb position.
8th April...	German offensive in Flanders begins.	(Baluchistan.) Operations against Marri and Khetram tribes end.
9th April...	Battles of the Lys begin and Battle of Estaires.
10th-11th April	Battle of Messines, 1918.	Turkish attack on Jordan bridgeheads.

Date.	Western Theatre.	Eastern Theatre (Russia, Roumania, Siberia).	Italy.	Balkans.	Egypt, Palestine and Arabia.	Mesopotamia and Persia.	East Africa.	India.
1918. 1st June	Punitive measures in Chin Hills (N.E. frontier) begin.
6th June ...	German offensive in Champagne ends. Battle of the Aisne, 1918, ends.
9th June ...	Battle of the Matz begins.
13th June...	Battle of the Matz ends.	Malema occupied by British forces.	...
14th June...	Tabriz again occupied by the Turks.
15th June	Austrian offensive, 1918, begins. Battle of the Piave begins. British fighting on Asiago plateau.
16th June...	(S. Persia.) Action of Ahmadabad.
24th June..	Battle of the Piave ends. Austrian offensive, 1918, ends.
27th June	General Franchet d'Esperey assumed command of the Allied forces at Salonica in succession to General Guillaumat.
28th June .	Action of La Beque.	Bolsheviks disarmed as far as Soroki.	(S. Persia.) Defence of Abadeh begins.
1st July	Affair of Nyamakura.	...
4th July ..	Capture of Hamel
6th July	French and Italians begin offensive in Albania.
7th July	(S. Persia.) Affair of Chanar Rahdar.
10th July..	Berat taken by the Italians.
13th July	Irkutsk occupied by the Czechs - Slovaks.
14th July...	Affair of Abu Telul.
15th July..	Fourth Battle of Champagne begins. Defensive campaign of 1918 ends.
17th July...	(S. Persia.) Relief of Abadeh. Extension of East Persian cordon into Khorasan completed.
18th July ...	Fourth Battle of Champagne ends. Offensive Campaign of 1918 begins. Second Battle of the Marne begins.
19th July.	Capture of Meteren	(E. Persia.) Affair of the Gushri defile. Operations against Bolsheviks in Trans-Caspia begin.

Date.	Western Theatre.	Eastern Theatre (Russia, Rumania, Siberia).	Italy.	Balkans.	Caucasus.	Egypt, Palestine and Arabia.	Mesopotamia and Persia.	East Africa.
1918.								
30th Aug.	Battle of the Scarpe, 1918, ends.	Affair of Lioma.
31st Aug.	Second Battle of Bapaume begins.	Affair about Obzverskaya.	...	1918 offensive begins.
1st Sept.	Occupation of Péronne	Capture of the Roche Noir salient.
2nd-3rd Sept.	Battle of the Drocourt—Quécant line.
3rd Sept.	Advance in Picardy ends.
4th Sept.	Second Battle of Arras, 1918, ends.	Affair about Obzverskaya.
5th Sept.	Rearguard actions from Mianeh begin.
6th Sept.	Advance in Flanders ends.	Operations in Mozambique district end, Affair of Mbwersa.
7th Sept.	Pursuit into Rhodesia begins.
10th Sept.	Battle of Savy-Dallon begins
11th Sept.	...	Capture of Ukhruinskaya.	Affair near Kaakhka.	..
12th Sept.	Battle of St. Mihiel begins Battles of the Hindenburg Line begin. Battle of Havrincourt.
13th Sept.	End of Battle of St. Mihiel	Action of Chamova
14th Sept.	Rearguard actions from Mianeh end.
4th-15th Sept.	Battle of Vauxaillon	Action of Chamova	Baku evacuated by the British.
15th Sept.	Battle of the Vardar begins.
16th Sept.	..	Affair on Yemtsa River.
18th Sept.	Battle of Epeby	British Battle of Doiran	...	Final offensive in Palestine opens.	Affair near Kaakhka.	...
19th Sept.	Battles of Megiddo, Sharon and Nablus begin.
20th Sept.	Battle of Savy—Dallon ends	Nazareth and Beisan occupied by British cavalry.
21st Sept.	..	Capture of Voknavolotskaya.
22nd Sept.	Pursuit to Strumnitsa begins.
23rd Sept.	Actions beyond Jordan begin.
24th Sept.	Prilep retaken by the French.	...	Evacuation of Ma'an.

Date.	Western Theatre.	Eastern Theatre (Russia, Rumania, Siberia).	Italy.	Balkans.	Caucasus.	Egypt, Palestine and Arabia.	Mesopotamia and Persia.	East Africa.
1918. 25th Sept.	End of Battle of the Vardar.	..	Battles of Megiddo, Sharon and Nablus end.
26th Sept.	Battle of Champagne and Argonne begins. Battles of Montfaucon and Somme Py begin.	Pursuit through Syria begins.	(E. Persia.) Affair of Katmas.	..
27th Sept.	Battle of the Canal du Nord begins. Battle of the Flanders Crests begins	Bulgarian Government ask for an Armistice. Istip and Veles taken by the Serbians.	..	Capture of Dera'a.
28th Sept.	Final Advance in Flanders begins. Battle of Ypres, 1918, begins.	Affair on Yemtsa River.
29th Sept.	Battle of the St. Quentin Canal and Battles of Oise, Serre and Aisne begin.
30th Sept.	Battle of St. Thierry begins	1918 offensive ends. Uskub taken by the French. Pursuit to Strumitza ends. Armistice between Bulgaria and the Entente Powers.	..	Capture of Damascus. Actions beyond Jordan end
1st Oct.	Battle of the Canal du Nord ends.	Ufa operations begin.	..	Berat retaken by the Italians
2nd Oct.	Battles of Ypres, 1918, and of the St. Quentin Canal end.
3rd Oct.	Final Advance in Aitais begins. Battle of the Beaufort Line begins.	Action near Pyavozero Lake.
4th Oct.	End of battles of Sommel and St. Thierry.
5th Oct.	Battle of the Beaufort Line ends.	Vranja retaken by the Serbians
6th Oct.	Second Battle of La Cateau begins.	Sidon occupied by the British.
7th Oct.	Elbassan taken by the Italians	..	Beirut occupied by the French.
8th Oct.- 9th Oct.	Battle of Cambrai, 1918 Battles of the Hindenburg Line end.
9th Oct.	Pursuit to the Selle begins
10th Oct.	Battles of the Flanders Crests end.	Prishtina taken by the French.
11th Oct.	..	Affair of Seletski	..	Prisrend taken by the French.
12th Oct.	Pursuit to the Selle ends. Breaking of the Hindenburg Line ends.	Affair near Ohel Kuevo.	..	Nish retaken by the Serbians.	Action of Dushak.	..
13th Oct.	Tripolis taken by the British.
14th Oct.	Battles of Courtrai and Roulers begin.	Durazzo, Novi Bazar and Ipek retaken by the Allies
15th Oct.	End of Battle of Champagne and Argonne, and Battle of Montfaucon. Battle of Mont d'Origny begins.	Homs taken by the British
16th Oct.	(S. Persia.) Defence of Firuzabad begins.	..

Date.	Western Theatre.	Eastern Theatre (Russia, Rumania, Siberia).	Italy.	Balkans.	Egypt, Palestine and Arabia.	Mesopotamia and Persia.	East Africa.	India.
1915. 17th Oct.	First advance in Picardy begins. Battle of the Selle begins. Capture of Douai.	Affair near Chenuero.
18th Oct.
19th Oct.	Battle of Courtrai ends
20th Oct.	Battle of Mont d'Origny ends. Battle of the Serre begins. Battle of Lys and Scheldt begins)
22nd Oct.	Negotin taken by the French.	Affair of Imad
23rd Oct.	British passage of the Piave. Italian offensive, 1918, begins.	Advance on Mosul begins. Action of Fatha Gorge. Action on Lesser Zab. Relief of Firuzabad.	(S. Persia) Occupation of Borazjun.	...
24th Oct.	Battle of Vittorio Veneto begins
25th Oct.	End of the Battle of the Selle. Action of Ooteghem
26th Oct.	Affair of Haritan. Occupation of Aleppo.
27th Oct.	Austrian Government ask Italy for an Armistice.
28th Oct.	Muslimic junction occupied by the Arabs	Battle of Shar-gat begins.
30th Oct.	Battles of Oise, Serre and Aisne end.	Armistice between Turkey and Entente Powers signed at Mudros. Final offensive in Palestine and pursuit through Syria ends.	Battle of Shar-gat ends. Affair of Qaiyara.
31st Oct.	Action of Tieghem	Scutari retaken by the Italians.	Hostilities between Entente and Turkey cease at 12 noon.	...	(S. Persia.) Affair of Lar-deh.	...
1st-2nd Nov.	Battle of Valenciennes. Battle of Le Chesne and Buzanoy begins.	Occupation of Merv.	Fighting in Val d'Assa begins.	Belgrade retaken by the Serbians.	Operations in Kuki Hills (N.E. Frontier) begin.
3rd Nov.	Armistice between Entente and Austria-Hungary signed. Italian offensive, 1918, ends.	Occupation of Mosul.
4th Nov. ..	Battle of the Sombre. 2nd Battle of Guise.	...	Battle of Vittorio Veneto ends.
5th Nov....	Battles of Le Chesne and Buzanoy ends. Passage of the Gde Honnelle. Push towards the Meuse begins. Battle of Thiérache begins.	...	Passage of the Piave and fighting in Val d'Assa end. Hostilities between Entente and Austria-Hungary cease.
6th Nov.	Affair of Kayambe.	...
8th Nov	Battle of Mezières begins

Date.	Western Theatre.	Eastern Theatre (Russia, Rumania, Siberia)	Italy.	Balkans.	Caucasus.	Egypt, Palestine and Arabia.	Mesopotamia and Persia.	East Africa.
1918. 9th Nov.	Alexandretta occupied by British and French landing parties.
11th Nov.	Final Advance ends .. Offensive Campaign of 1918 ends. End of Battles of Thiérache, Mezières and Lys and Scheldt. Armistice concluded between Entente Powers and Germany. Hostilities cease at 11 a.m.	Affair of Tulgas...

OUTLINE DIARY OF MILITARY EVENTS SUBSEQUENT TO 11th NOVEMBER, 1918.

Date.	North Russia.	West Russia.	South Russia.	East Russia and Siberia	Caucasus, Trans-Caspia and Persia.	Germany.	East Africa.	Arabia.
1918. 17th Nov....	British from Mesopotamia under General Thomson re-occupy Baku.
18th Nov.	Kolchak appointed supreme ruler.
25th Nov.	Surrender of German troops.	...
26th Nov.	British troops land at Vladivostok.
1st Dec.	Bolsheviks take Pskoff and Dvinsk	British reach German frontier.
6th Dec.	British enter Cologne.	...	Lahaj garrison surrenders.
11th Dec....	(S. Persia) Punitive measures in S. Fars begin.
15th Dec.	Hodeida occupied by British.
20th Dec....	(S. Persia) Seizure of Kamarj Pass.
22nd Dec.	British from Constantinople occupy Batum.
24th Dec.	French troops land in Crimea and at Odessa.	Siberians take Perm.
27th Dec. ...	Affair of Kleshevo.
29th Dec	Reds defeated east of Stavropol Denikin assumes command.
31st Dec....	Bolsheviks capture Ufa and Sterlitamak.
1919. 3rd Jan.	Bolsheviks take Riga.
8th Jan.	Estonians assume counter offensive and retake Narva, Ukrainians besiege Lemberg.
10th Jan....	Occupation of Ruzozerski.	Bolsheviks take Mitau.	Ukrainians take Poltava.	Surrender of Medina. of
16th Jan. .	Defence of Shenkursk begins	Action of Annenkovo.
22nd Jan	Denikin takes Georgievsk.	Bolsheviks take Orenburg.
25th Jan....	Affair at Tarasovo.
26th Jan....	Defence of Shenkursk ends.	...	Bolsheviks take Ekaterinoslav.
27th Jan.	(S. Persia.) Occupation of Kazarun.
28th Jan.	(S. Persia.) Junction between Bushire and Shnez columns.
29th Jan....	Affair at Tarasovo.	Reds take Uralsk
1st Feb.	Estonians take Verro and Walk, Reds occupy Windau; Letts retake Shavli.
7th Feb. ..	Attack on Kadish.	Estonia cleared of Bolsheviks.	Bolsheviks enter Kiev. Don Cossacks defeated and retire to Donetz.
8th Feb. ...	Defence of Shredmekenenga begins.
10th Feb....	...	Estonians take Marienburg.	Denikin's right reaches Caspian.
11th Feb....	Defence of Shredmekenenga ends.

Date.	North Russia.	West Russia.	South Russia.	East Russia.	Caucasus, Trans-Caspia and Persia.	Germany.	Austria and Hungary.	Arabia.
1919.								
18th Feb...	Capture of Segeja.
20th Feb...	...	Esthonians land on and occupy Oesel Island.	Reds defeat Don Cossacks north of Donetz.
27th Feb...	Reds take Orsk.
1st March	Affair round Vistavka.	British take over Russian fleet at Baku.
3rd March	...	German - Lettish offensive opens east of Libau.
8th March	Affair round Vistavka.
10th March	..	Germans and Letts take Mitau and Tuckum.	Reds take Kher-son and reach isthmus of Perekop.	...	(S. Persia.) Punitive measures in S. Fars end.
15th March	Reds occupy Nikolaieff.	Siberians take Ufa, Ossa and Bursk.	End of operations in Trans-Caspia against Bolsheviks.
17th-18th March	Affair near Bolshe Ozerki.	Germans take Bansk.
22nd March	Siberians begin offensive on whole front.	Revolution in Hungary, Communists come into power.	..
31st March	Junction of patrols from East Russian and Archangel fronts at Ust Ujva.	German - Lettish offensive halts	Evacuation of Turkish troops completed.
2nd April	Reds enter Crimea
7th April..	French and Greeks evacuate Odessa.	Siberians take Sarapol, Bugulma and Sterlitamak.	British evacuate Trans-Caspia.
11th April	Capture of Urosozero.
12th April	...	Reds take Jitomir	..	Siberians take Buguruslan and Belebei, Ural Cossacks retake Orsk.
15th April	Roumanians commence advance against Hungarians.	...
18th April	Affair near Bolshe Ozerki.	Poles commence offensive operations and take Lida.
19th April	...	Poles take Vilna and Baranovichi	Reds commence attack on Sevastopol.
22nd April	French conclude armistice with Reds.
28th April	Finns attack north-east of Lake Ladoga and take Lodeinoi Polne.	Siberians take Chustopol and Sergievsk.
29th April	Evacuation of Sevastopol completed.	Roumanians halt on line of Theiss. Jugo-Slavs attack Austrians.	...
1st May ..	Capture of Maselskaya.	Poles take Svenzani.	Reds take Mariupol.	Jugo-Slavs take Klagenfurt.	..

Date.	North Russia.	West Russia.	South Russia.	East Russia and Siberia.	Austria and Hungary.	Afghanistan and India.	Asia Minor.	Mesopotamia.
1919. 3rd May ...	Fins compelled to retire from Lodeinai Polze and Olonetz.	German-Balt coup d'état in Latvia.	...	Red counter-offensive commences successfully.	Hungarians invade Czechoslovakia.	Amir issues anti-British proclamation.
6th May	Third Afghan War commenced.
8th May	...	Easing in Ukraine under Grigoriev.	Offensive by Armed Forces of South Russia opens on whole front, Manitch crossed and Reds defeated with loss of 25,000 prisoners.	Reds retake Buguruslan. Ural Cossacks take Aktiubinsk.
9th May	Action of Bagh Springs begins.
11th May	Action of Bagh Springs ends.
12th May	Reds take Bugulma
13th May	Occupation of Dakka.
15th-16th May	Affair near Ali Masjid Operations in Kuki Hills (N.E. frontier) end	Greeks land at Smyrna.	...
16th May	Action of Dakka
18th May	Occupation of Povyenets.	Yudenitch begins offensive against Petrograd in conjunction with Esthonia.	..	Reds take Beleb.
21st May .	Capture of Medveye Gora.	Narva and Gdov taken.
23rd May	Capture of Arnawai.
24th May	Esthonians take Pskov.	* A.F.S.R. occupy Marupol.	Bolsheviks occupy Sterlitamak.	Hungarians repulse Czechs all along line.	...	Italians land south of Smyrna; Greeks occupy Magnesia.	...
25th May	Withdrawal from Wana and evacuation of militia posts in Tochi Valley and South Waziristan begin.
26th May	Afghan attacks on Thal begins.
27th May	Letts take Riga and Dunamunde. Esthonians occupy Volmar.	Affair in Upper Kurram. Capture of Fort Spiu Baldak.	Greeks occupy Aidin.	...
28th May	Bolshevik attacks on Benderi repulsed by French.	...	Jugo-Slavs recommence hostilities in Caintlia.	Defence of Jandola begins.	Greeks occupy Aivali.	...
30th May	Evacuation of militia posts completed. Operations for Relief of Thal begins. Withdrawal from Wana completed.
31st May	Afghan attacks on Thal ends.
1st June ...	First affair of Ust Pocha.	Yudenitch reaches Riga—Petrograd Railway.	* A.F.S.R. take Bakhmut	Affair near Miram Shah.
2nd June	Affair in Upper Kurram.

* i.e., Armed Forces of South Russia.

Date.	North Russia.	West Russia.	South Russia.	East Russia and Siberia.	Austria and Hungary.	Persia, Afghanistan and India.	Asia Minor.	Mesopotamia.
1919								
3rd June	Operations for relief of Thal end. Affair near Draband and near Fort Sandeman.
5th June ...	Flotilla action on Lake Onega.	...	A.F.S.R. take Berdiansk Lugansk.	Siberians take Glazov. Bolsheviks take Saipol.	Armistice between Austrians and Jugo-Slavs.	Viceroy replies to Amir offering terms of Armistice.
9th June	Relief of Jandola Afridis decide to remain neutral.
10th June	Esthonians take Jacobstadt and Kreuzburg. Balts and Germans attack Esthonians near Wenden.	...	Bolsheviks take Ufa and Bursk. Ufa operations end.	Hungarians threaten Pressburg.
12th June...	...	Fort Krasnaya Gorka taken, but later abandoned by Russians.	(S Persia) Capture of Kadarjan.
15th June	Armistice arranged between Balts and Esthonians.	Supreme Council demand return of Hungarians to their own frontiers.	Letter from Amir accepting British terms with modifications
16th June	Bolsheviks retake Glazov	Hungarians consent to begin retirement from Czecho-Slovakia.
18th June	Bolsheviks take Ossa and Okhansk.	Fighting between Greeks and Turks, latter take Nazh.	Operations against Suleimaniyeh successfully concluded.
20th June	Hostilities recommence between Balts and Esthonians.
23rd June	...	Esthonians retake Wenden.	A.F.S.R. take Bielgorod and Valuki.
26th June	Affair of Ignatyevskoe.
28th June	Bolshevik counter-offensive against Yudenitch commenced.	Bolsheviks evacuate Crimea.
30th June	A.F.S.R. take Tsaritzan.
3rd July .	Flotilla action on Lake Onega.
4th July	Armistice renewed between Balts and Esthonians.	...	Bolsheviks take Perm	Hungarians complete evacuation of Czecho-Slovakia.	..	Turks occupy Aidin and Pergama. Czechs re-enter Aidin	...
6th July ...	Capture of Kypselga.	...	A.F.S.R. take Dubovka.
8th July	A.F.S.R. take Ekaterinoslav.	Bolsheviks take Kungur.	..	Viceroy replies to Amir agreeing to receive Afghan delegates to negotiate for peace at Rawal Pindi
10th July...	A.F.S.R. take Balashov and Bobrov.
12th July	A.F.S.R. take Liski.
14th July	Bolsheviks take Krasnoufmsk.	...	Affair round Fort Sandeman.

Date.	North Russia.	West Russia.	South Russia.	East Russia and Siberia.	Afghanistan.	Austria and Hungary.	Caucasus, Trans-Caspia and Persia.
1919.							
15th July	Bolsheviks enter Ekaterinburg and Zlatoust.	Affair near Kapip
16th July	Bolsheviks drive back Yudenitch to Yamburg Poles take Luninetz.	A.F.S.R. take Kherson.	Bolsheviks take Kaakha.
17th July	Affair in Bumboret Valley.
18th July	A.F.S.R. take Kharkov (22nd June).	...	Affair near Fort Maude.
22nd July .	Defence of Bolshe Ozerki.	Esthonians repulse attack on Pskov.	Bolsheviks retake Balashov.	Bolsheviks take Cherdin.	Affair near Hindu Bagh.	Hungarians cross Theiss and attack Roumanians.	Bolsheviks enter Askhabad.
25th July	...	Poles drive Ukrainians back to R Zbrucz	...	Bolsheviks take Verkhné, Uralsk and Chelabinsk.	First meeting of Peace delegates at Rawal Pindi.	Roumanians defeat Hungarians and cross Theiss in pursuit.	...
28th July	A.F.S.R. take Kamishin.
31st July	A.F.S.R. in Poltava	Bolsheviks take Kamishlov and Turinsk.	...	Jugo-Slavs evacuate Klagenfurt on order of Supreme Council.	...
2nd August ...	Flotilla action on Lake Onega.	Fall of Communist Government in Hungary.	...
4th August	Bolsheviks take Yamburg.	Roumanians enter Budapest.	...
6th August	Bolsheviks enter and Troitsk and Shadrinsk.
8th August	Poles capture Minsk	Ukrainians Vinnitsa. take	Bolsheviks take Tynmen. take	Peace treaty signed with Afghanistan. End of Third Afghan War.	...	(S. Persia) Capture of Teraghab.
10th August	Battle of Troitsa	Poles take Dubno and Rovno.
12th August	...	North-West Russian Government formed at Reval.
16th August	A.F.S.R. enter Nikolaiev.	...	Raids on Tank bazaar.	...	British withdrawal from Caucasus begun. Evacuation of Baku.
16th August	Bolsheviks take Kurgan.
19th August...	...	Bolsheviks commence attacks on Esthonians.	A.F.S.R. occupy Elisavetgrad. Important cavalry raid by Mamontov behind Bolshevik line.
21st August...	Bolsheviks take Yalutorovsk.	Afghans on Dakka and Chaman fronts withdraw. British relieve Fort Sandeman.
23rd August.	...	Poles take Sarni and Ostrog.	A.F.S.R. take Cherkassi.
24th August..	...	Poles reach line of Beresina.
26th August...	...	Germans refuse to evacuate Latvia.	A.F.S.R. capture Odessa.	Bolsheviks take Kustana.
27th August .	Action of Svyatnavolotski.
28th August...	Flotilla action on Lake Onega.	Ukrainians take Berdichev.	Bolsheviks retake Kamishin. Mamontov raids Tambov.	Bolsheviks enter Tobolsk.	Raiding activity by Mabsuds and Wazirs increasing.	...	Bolsheviks defeated at Kelhata
29th August	Affair of Yemtsa
30th August..	...	Ukrainians take Jitomir.	Bolsheviks attack right flank of volunteers north-west of Kharkov.	Siberians commence counter-offensive.	Amir orders frontier tribes to cease hostilities.

Date	North Russia.	West Russia.	South Russia.	Siberia.	Caucasus and Trans-Caspia	Mesopotamia and Syria.	Afghanistan.
1919.							
1st Sept.	...	Armistice between Poles and Ukrainians.	A.F.S.R. take Konotop, Mamontov raids Yelets.	Bolsheviks take Orsk.	
3rd Sept.	Bolsheviks take Aktiubinsk.
4th Sept.	Second affair of Ust Pocha.			
6th Sept.	..	Yudenitch defeats Bolsheviks east of Gdov.	Bolshevik attack north-west of Khar'kov repulsed. A.F.S.R. take Kiev.	..	Evacuation of Caspian by British fleet completed.
11th Sept.	...	Bolsheviks retake Jitomir.	Bolshevik attack on Tsaritzin repulsed.
13th Sept.	Bolsheviks from Tashkent and Orenburg junction.	British evacuate Dakka and withdraw to British territory.
14th Sept.	Capture of Ljma	
15th Sept.	A.F.S.R. take Ostrogojsk.	..	British withdrawal from Caucasus completed; detachment left at Batoum.	..	
18th Sept.	Mamontov rejoins Denikin after most successful raid.
21st Sept.	A.F.S.R. occupy Kursk.
24th Sept.	A.F.S.R. take Igov and Rilsk.
27th Sept.	Evacuation of Archangel.	Yudenitch's attack east of Gdov opens.
29th Sept.	...	Poles take south forts of Drinsk.
30th Sept.	A.F.S.R. take Bakhmach and Fastov.	Siberians retake Tobolsk.
1st Oct.	Evacuation of Murman begins.
2nd Oct.	...	Yudenitch reaches Pskov—Petrograd railway	A.F.S.R. take Voronej.
4th Oct.	...	Letts take Livenhof. German Government professes to Allies inability to force evacuation of Latvia.	A.F.S.R. take Liski.	Siberians in counter-offensive reach River Tobol.
9th Oct.	...	Yudenitch compelled to retire to former line.	A.F.S.R. take Dmitriev and Syevsk.
11th Oct.	..	Yudenitch and Esthoniens open attack against Petrograd. Yamburg captured.
12th Oct.	Evacuation of Murman completed.	Bermont attacks Letts in rear.	A.F.S.R. take Pavlovsk and Chernogov.
13th Oct.	...	Yudenitch cuts Pskov—Petrograd railway.	A.F.S.R. take Orel. High water mark of offensive.	..	Rising against Bolsheviks in Ferghana.
16th Oct.	Successful Russian operations in Onega and Vologda railway sectors.	Bermont reaches outskirts of Riga and bombards city.	Bolsheviks enter Kiev, but driven out again.	..	Bolsheviks defeated west of Askabad.
17th Oct.	...	Yudenitch takes Kraenoe Selo and Gatchina, Luga and Tsarskoe Selo.	A.F.S.R. take Dubovka.

Date.	North Russia.	West Russia.	South Russia	Siberia.	Austria and Hungary.	Caucasus and Trans-Caspia.	Mesopotamia and Syria.	Afghanistan
1919								
19th Oct.	Letts take Dunamunde after bombardment by British fleet. Germans besiege Libau	Bolsheviks' counter-offensive opens. Orel taken.	Bolsheviks commence attack on whole front.	...	Bolsheviks take Kizil Arvat.
20th Oct.	Yudenitch takes Pavlovsk.
22nd Oct.	A.F.S.R. take Yelets.
24th Oct. ..	Russians clear Lower valley. Omega	Bolsheviks' offensive against Yudenitch begins. Tsarskoe Selo and Pavlovsk retaken.	Bolsheviks retake Voronej.	Bolsheviks retake Tobolsk.
27th Oct.	Bolsheviks retake Krasnoe Selo.	A.F.S.R. take Bobrov.
31st Oct.	Esthonians take Marienhause	Bolsheviks occupy Liska.	Bolsheviks take Petropavlovsk.	Rumanians evacuate Budapest
1st Nov.	French commence relief of British in Syria.	...
3rd Nov.	Yudenitch evacuates Gatchina. Bolsheviks take Luga.
5th Nov	...	Bolsheviks clear Pskov—Petrograd railway.	...	Bolsheviks take Isbm.
7th Nov.	...	Bolsheviks take Gdov.	Bolsheviks take Chernigov.
10th Nov...	..	Letts commence an offensive against Bermont and drive him back.
12th Nov..	Coup d'état in Vladivostok fails.
14th Nov....	...	Bolsheviks take Yamburg.
15th Nov.	Bolsheviks enter Omsk
18th Nov...	Bolsheviks take Kursk, Lgov and Ralsk.
19th Nov.	French take Cilicia over from British	..
20th Nov...	Russian raid in Pechora valley.	Esthonians take over Yudenitch's front.	Bolsheviks take Bakhmut.	Bolsheviks take Tara.	Tochi Waziri accept British terms.
22nd Nov.	...	Letts occupy Mitau
24th Nov	..	Letts drive back Germans besieging Libau.	Bolshevik attacks on Tsaritzin repulsed.	Bolsheviks occupy Kokchetav.
26th Nov..
28th Nov....	Russians resume offensive operations in Onega and Vologda sectors.	Germans commence withdrawal from Latvia.	Bolsheviks retake Bobrov and Ostrogojsk.	Bolsheviks take Atbasar.	...	Volunteers take Kizil Arvat.
2nd Dec. ...	Russians attack on Pinega front.
5th Dec.	Bolsheviks enter Konotop.	Bolsheviks take Slavgorod.	...	Bolsheviks commence advance on Krasnovodsk.
7th Dec.	Bolsheviks take Sempolatinsk.
10th Dec...	Bolsheviks take Kalach and Valunki
11th Dec....	Arabs raid and occupy Deirzezor.	..

Date.	North Russia.	West Russia.	South Russia	Siberia.	Austria and Hungary.	Caucasus and Trans-Caspia.	Mesopotamia and Syria.	Afghanistan.
1919.								
14th Dec. .	..	German evacuation of Baltic States completed.	Bolsheviks take Khar'kov and Poltava	Bolsheviks take Baidaul.
16th Dec.	Bolsheviks take Kiev.
19th Dec.	Bolsheviks take Kremenchug and Cherkassi.	Bolsheviks take Bnsk.
20th Dec.	Bolsheviks take Tomsk.	British take Abu Kemal.	..
21st Dec. .	..	Bolshevik offensive against Narva begins
24th Dec. .	..	Armistice negotiations opened between Esthonians and Bolsheviks.	Bolsheviks take Lugansk.	Bolsheviks occupy Tomsk.
27th Dec. .	..	Bolshevik offensive against Narva fails.	..	Bolsheviks take Karkaralinsk.
31st Dec.	Armistice between Esthonia and Soviet Russia.
1920.								
2nd Jan.	Letts and Poles begin offensive in Dwina sector.	Bolsheviks take Tsaritzin.
3rd Jan. .	..	Poles take Dwinsk	Bolsheviks take Ekaterinoslav.	Bolsheviks take Guriev. Anti-Kolchak rising in Irkutsk.
5th Jan.	Letts cut Pskov—Dvinsk railway.	French attacked by Arabs west of Tyre.	..
6th Jan.	Bolsheviks take Mariupol and Taganrog and cut A.F.S.R. in two.
7th Jan.	Bolsheviks take Novocherkassk.	Bolsheviks take Krasnoyarsk.
10th Jan.	Reds take Rostov
11th Jan.	Arab attack on Abu Kemal repulsed.	..
13th Jan.	Bolsheviks occupy Sergopol.
15th Jan.	Kolchak captured by Soviet revolutionaries.
17th Jan.	Bolsheviks take Kansk.
19th Jan.	British evacuation of Syria complete.	..
20th Jan. .	..	Letts take Rieytsa...	Bolsheviks take Perekop and Genichesk.
22nd Jan.	Yudenitch declares Russian North-West Army disbanded.	French besieged in Marash by Arabs and Turks.	..
25th Jan.	Revolution at Nikol'sk.
28th Jan.	Bolsheviks take Sv. Kresta and Kherson.
31st Jan.	Revolution at Vladivostok; Zemstvos Government assumes power.
2nd Feb. .	..	Peace signed between Esthonians and Soviet Russia.	Bolsheviks take Nikolaiev.	Bolsheviks take Nijne Udinsk.
4th Feb.
6th Feb. ...	Bolsheviks attack in Dwina sector opens.	Letts reach eastern frontier of Lalgallen.	..	Kolchak shot at Irkutsk.	..	Bolsheviks occupy Krasnovodsk.
7th Feb.	Bolsheviks take Odessa.	French relieve Marash.	..

Date.	North Russia.	West Russia	South Russia.	Siberia.	Austria and Hungary.	Caucasus and Trans-Caspia.	Mesopotamia and Syria.	Germany.
1920								
13th Feb		Czechs sign agreement with Bolsheviks to evacuate country unmolested.
14th Feb...		Arabs attack British convoy along Euphrates.	...
16th Feb	A.F.S.R. retake Perekop.
19th Feb..
21st Feb..	Fall of North Russian Government Bolsheviks enter Archangel. Revolution at Murmansk.	Bolsheviks occupy Cheleken Island.
24th Feb..				Bolsheviks take Irkutsk.	
26th Feb.	Bolsheviks advance on Murman front and occupy Povyenets and Segeja.
1st March	Admiral Horthy proclaimed head of Hungarian State.
2nd March		Bolsheviks attack Poles between Pripet and Dniester	Bolsheviks take Stavropol.	Bolsheviks take Verkhne Udinsk.	
4th March	Bolsheviks take Kem
7th March		.	Bolsheviks reach Dniester on whole front from sea to Mogilev	
10th March			Militarist coup d'état in Germany.
12th March			Bolsheviks take Tikhoryetskaya.	Militarists take Berlin and Munich.
14th March	Bolsheviks take Murmansk.
19th March		Militarist coup fails Government takes over control. Red movement in Ruhr
21st March			Bolsheviks take Ekaterinodar.
27th March	Reds take Pechenga.	.	Bolsheviks enter Novorossisk.
29th March	...		Bolsheviks take Maikop	
1st April ...			Denikin resigns and Wrangel assumes command of A.F.S.R.	Americans complete evacuation of Vladivostok.	Reichswehr enter Ruhr district and restore order
4th April	Japanese occupy Vladivostok and disarm Siberian troops.	...	Reds defeat Volunteer fleet in Caspian.	...	French advance into Main valley and occupy Frankfurt, Darmstadt and Hanau.
7th April..			Kurdish attack on Akra repulsed.	...
8th April .			Reds enter Tuapse...	Russians capture Alexandrovsk with remnant of Ural Cossacks.	...	Volunteer fleet interned at Enzeli.
10th April				Red army in Ruhr district dispersed and order restored.
12th April				Siberians besiege Japanese in Habarovsk.	France garrison of Urfa attacked and annihilated.	...

Date.	North Russia.	West Russia.	South Russia.	Siberia.	Austria and Hungary.	Caucasus and Persia.	Mesopotamia and Syria.	Germany.
1920. 13th April	Reds take Perekop, but expelled again.	Russians take Derbent.
16th April	A.F.S.R. take Sivash, Chongar and Genichesk.	Russian attack on Japanese at Spasskoe repulsed.	French relieve Aintab.	...
18th April		..	Reds retake Genichesk.
22nd April	Japanese defeat Siberians at Habarovsk and land at Nicolaievsk.	Arab attacks on British in Jordan Valley.	...
24th April	...	Polish offensive opens between Pripiet and Dniester.
27th April	...	Poles take Mogilev, Berdichev and Jitomir.	Russians enter Azerbaijan. Government hand over power to Soviet leaders.	..	.
30th April	...	Poles take Vinnitsa
3rd May	Poles take Fastov ..	Russians take Sochi	Russians enter Baku.	.	..
6th May ..	.	Poles take Vapnyarka.	Russians land at Astara.	..	.
7th May ..	.	Poles take Kiev	Russians land at Lenkoran.	..	.
10th May	Poles offensive ends.
12th May	Georgia comes to terms with Russians.
14th May	Russians assume offensive south of Dwina.	...	Japanese repulse Russians at Ohita.
16th May .	..	Russians take Disna and Polotsk.
18th May ...		Russians take Lepel	Remnant of A.F.S.R. surrender near Sochi.	Russians compel British to retire from Enzeli.	.	.
20th May

**DATES OF ENTRY, &c., OF THE VARIOUS POWERS INTO
THE WAR.**

Date.	Country.	Remarks.
1914.		
28th June	Austria	Assassination of Heir Presumptive of, at Serajevo.
28th July	Serbia	Austria-Hungary declared war on. Central
1st August	Russia	Germany declared war on. Concluded Peace with Powers, 3rd March, 1918.
3rd August	France	Germany declared war on.
4th August	Great Britain	Declared war on Germany.
4th August	Belgium	Germany declared war on.
5th August	Montenegro	Declared war on Austria-Hungary.
12th August	Great Britain	Declared war on Austria Hungary.
23rd August	Japan	Declared war on Germany.
1915.		
23rd May	Italy	Declared war on Austria.
3rd June	San Marino	" " "
1916.		
? January	Albania	Essad Pasha declared war on Austria.
9th March	Portugal	Germany declared war on.
7th June	Hedjaz	Arab rising began at Medina.
27th August	Rumania	Declared war on Austria. Concluded Peace with Central Powers, 7th May, 1918. Re-entered war, 10th November, 1918.
1917.		
(12th March	Russia	Revolution.)
6th April	United States	Declared war on Germany
7th April	Panama	
7th April	Cuba	
13th April	*Bolivia	
27th June	Greece	
22nd July	Siam	
4th August	Liberia	
14th August	China	
7th October	*Uruguay	
7th October	*Peru	
26th October	Brazil	
7th November	*Ecuador	
1918.		
2nd March	Russo-German Peace at Brest.
23rd April	Guatemala	Broke off relations, 27th April, 1917.
8th May	Nicaragua	Broke off relations, 19th May, 1917.
23rd May	Costa Rica	Broke off relations, 22nd September, 1917.
12th July	Hayti	Broke off relations, 15th June, 1917.
19th July	Honduras	Broke off relations, 17th May, 1917.
31st July	Onondago Indians	
13th August	Czecho-Slovaks	Recognized by Great Britain as Allies on this date.
12th October	Polish National Army	Recognized by Great Britain on this date as autonomous, allied, and co-belligerent.

* States which broke off relations but did not declare war.

						1919.
16th January	Armistice between the Allies and Germany prolonged to 17th February, 1919.
16th February	Armistice between Allies and Germany prolonged.
4th April	Protocol and Annex to Protocol between Allies and Germany signed.
7th May	The Allies' Peace terms handed to the German representatives.
2nd June	The Allies' Peace terms handed to the Austrian representatives.
28th June	The Allies' Peace terms signed by the Germans.
10th September	The Allies' Peace terms signed by the Austrians.
27th November	The Allies' Peace terms signed by the Bulgarians.
						1920.
10th January	Ratification of the Treaty with Germany signed.
11th May	Peace Treaty handed to Turkish delegates; they were given one month to consider the terms.

PART XXXII.

SUPPLY SERVICES DURING THE WAR.

(AUGUST, 1914, TO MARCH, 1919.)

Note by the Quartermaster-General to the Forces (the Late General Sir J. S. Cowans, G.C.B., G.C.M.G.).

(i.) QUARTERING.*

The sudden increase of the Army in the autumn of 1914 threw a great strain upon the resources of the Quarterming Directorate in accommodation, and the period of greatest difficulty was perhaps during the great influx of recruits in August and September, 1914. As the numbers steadily increased the strain continued with varying intensity, new conditions being constantly introduced by the arrival of large drafts of troops from the Colonies and from India, the formation of division after division, besides the countless new training formations, reserve brigades and units, and locally raised troops, schools of instruction of every description, remount depôts, command depôts for officers as well as men, and convalescent hospitals. Added to this, there were the changes in location and formation due to the exigencies of Home Defence, movements of troops from one part of the area to another, or overseas to France, the Mediterranean and Ireland, all of which maintained the stress of the quartering, and required constantly increasing vigilance.

The accommodation in barracks at the time of mobilization was sufficient only for 174,800 single men, so that at first the excess numbers arriving had to be dealt with under local conditions, while the general policy was being formulated at the War Office.

At the outset in 1914 it was decided to clear the barracks of married families, and for the purpose of barrack rooms to make use of every accessory building which could be made available. By this means accommodation was provided in barracks for 262,000 men. This, however, was only a small portion of the total numbers to be provided for, as, besides the New Armies, the largely increased numbers of the Special Reserve and the increase and constant production of new units in the Territorial Force required accommodation also on an extensive scale. Large numbers of troops were placed for a time under canvas, while others were accommodated in schools and institutions and in specially hired buildings; the bulk, however, had to be billeted on the population, as many as 800,000 being quartered in this way at one time. In this case accessory buildings in addition had frequently to be erected to give the necessary accommodation, while, for special defence of communications, accommodation on a considerable scale had to be arranged. The cubic space allowed per man was reduced from 600 cubic feet to 400 cubic feet, and special reduced war scales were also laid down for the accommodation of officers.

The regulations for billeting had never anticipated the conditions which evolved and the whole question had to be investigated and elucidated, after careful inspection in all parts of the country and much correspondence with the Commands. As a result, new rules were produced and printed, to be again overhauled and reissued, whilst the rates for billeting, which were in the first instance based on the assumption of largely increased cost of living in war time, were, after much discussion, lowered, to be later on again raised. The services connected with complaints, damages, losses and claims generally from billeting and hiring became a very large service in itself in the business of the department, and out of it was evolved a wide organization of quartering committees and machinery for hiring and assessing loss.

Area quartering committees were set up in the different Commands. Each of these committees was under a Permanent President, who supervised and co-ordinated all arrangements for the provision of accommodation other than in barracks and hutments. His main duties were (a) to be prepared with schemes for quartering troops in any locality in his area, (b) to arrange for the assessment of rent, drawing up agreements, keeping registers, requisitioning for engineer services, making records of the condition of premises, issuing notices to quit, assessment of dilapidations, and making inspection of premises in military occupation, and (c) to be responsible for economy. To each Area Committee was attached a War Department Valuer who was

* See also p. 622.

responsible for all the technical details. Under each Permanent President there were local, &c., formation quartering committees, who acted as sub-committees for the different districts.

It was desired to avoid the heavy expenditure on billeting under the Act, by hiring buildings wherever possible, and in this connection an immense amount of work was originated and carried through successfully. When billeting was resorted to it was as far as possible without subsistence, central messes being provided when circumstances allowed of it, which was again an economy, besides being more satisfactory generally.

The selection of billets and the question of the exemption of particular houses required close scrutiny, the difficulty of obtaining suitable billets being accentuated as the war progressed and as the male members of families were removed, it being undesirable to quarter men in houses occupied only by the wives or wives and children of absent soldiers and sailors.

Schemes were produced for the location of training centres in hutted camps and any suitable buildings and for the expansion of all draft-producing units and depôts, as well as for remount centres and detachments. This brought about the decision to build a great number of small and large hutted camps sufficient to accommodate approximately 850,000 men, which was, it is understood, the largest scheme that had ever been attempted in the time in this or any other country.

The selection and examination of sites, with all the contingent questions of water, sanitation and ready communication, opened up another large branch of the operations.

The inherent difficulties of the undertaking were aggravated by bad weather in the fall of the years 1914 and 1915, while the shortage of labour and congestion of traffic on roads and railways did much to delay the completion of the huts.

During 1916 the influx of very large reinforcements of Australians and New Zealanders, in addition to Canadians, gave a specially anxious turn to the problem of quartering, owing to the fact that it was impossible to forecast the numbers arriving, and well nigh impossible to keep accommodation available for even the numbers computed, whereas the actual numbers arriving were often greatly in excess.

Considerable difficulty arose owing to the numbers of fresh troops requiring accommodation. In the first place, owing to the great scarcity of timber, building new huts was so restricted as to be practically negligible, and so many of the larger buildings, schools and hotels had already been taken (not only by the War Office, but by other Government Departments) as to make it undesirable to take over more. On the other hand, the demand for accommodation increased continually. The very large expansion of the Royal Air Force and Tank Corps, and the formation of the Women's Army Auxiliary Corps among our own troops occasioned large demands; while accommodation had also to be found for foreign troops passing through or being trained in this country, among which may be mentioned Portuguese Artillery, Forestry Corps, United States of America troops, Jewish battalions, escaped Russians and prisoners of war awaiting repatriation. Further temporary accommodation was provided for men of the Royal Navy, and also for a large rest camp in connection with the extended scheme for men on leave from France, which, together with accommodation for prisoners of war, and for men and women employed on agricultural and road schemes, formed a serious addition to the problems which had to be faced.

Arrangements with other Government Departments were made to co-ordinate the methods by which they acquired buildings, and, by the use of our Quartering Committee to prevent clashing.

Many women, both of the W.A.A.C. and A.M.F.C., required accommodation for small isolated parties; these could not be billeted, and were too small in number to provide with hostels.

Arrangements for general hospitals, and extensions, and for auxiliary and private hospitals were made on a vast scale. Amongst these, special hospitals for enterics, for dysentery, for orthopædics, for limbless soldiers, for neurasthenics, and for mental cases required special preparation and consideration for ever increasing numbers. It was also unfortunately necessary to take special measures to meet the constant increase of venereal disease in all the Commands, whilst the outburst of cerebro-spinal meningitis caused the preparation of specially large camps for contacts and allotments of hospital accommodation for persons so affected. Again, arrangements under all these heads for the Colonial troops required particular and special arrangements. Connected with the hospital services was that of accommodation for the medical and nursing staffs. In all this provision, the most loyal assistance was rendered by the Local Government Board, the Board of Education, the Board of Control, the General Board of Control for Scotland, the London County Council, and

the Metropolitan Asylums Board, and by the local authorities and private owners throughout the country.

In sequence to the primary hospitals it was found desirable in the interest of man-power to establish large convalescent hospitals and command depôts, in which convalescents could be brought on rapidly by training of every description, electric massage, gymnasia, swimming and other methods, and the siting and arrangement of these throughout the United Kingdom and Ireland was a matter of considerable difficulty.

From the first, immense assistance was given by the Territorial Force Associations, the Red Cross Society and St. John Ambulance Association, whilst the corporations and citizens of many large towns patriotically and generously contributed buildings and large sums of money.

All such assistance required co-ordination, consultation with departments and correlation with the general schemes.

Throughout the war the movements of the officers of the branch to each point of the areas occupied in the United Kingdom was necessary until the commands and armies were able to assume larger control, whilst in the later phases of the war the special technical services required similar assistance.

As the war progressed the influx of prisoners of war and the large increase of wounded prisoners made that department of the accommodation administration a specially pressing one. The location of this class of hospital was complicated in every case by objections, more or less robust, on the part of the civil population, as in the case of hospitals for special diseases.

Another large branch of the work was concerned with storage for every class of munitions, ordnance stores, equipments, clothing, supplies and transport, mechanical and otherwise.

The large question of the disposal of sewage in hutment camps, types and methods of incineration, organization of personnel and methods of carriage, with the incidental inspection of areas, required closest scrutiny, and very large economies were effected by elimination and replacements of contracts for removal and disposal of night soil.

The mushroom rapidity of the growth of large military cantonments called for special attention in the matter of the fire services, the preparation of scales of equipment and appliances, the completion and publication of rules, and the inspection of all hutments, stores, hospitals and military buildings, &c., with the incidental correspondence. For the betterment of this service the fire prevention services were brought definitely under the Quartermaster-General, an Inspectorate appointed, and a War Office Fire Committee, with all branches concerned included, was formed, with expert advisers, for the consideration of all fire prevention questions. Very great assistance in this branch of the work was offered and given by public and voluntary bodies connected with fire services, such as the National Fire Brigade Union and the British Fire Prevention Committee.

During 1917, a proper establishment of personnel for the custody of fire appliances and the training of fire picquets was approved and raised, and the whole of the non-commissioned-officers and men were trained in regular courses by the Fire Inspectors, at a temporary School at Aldershot.

The equipment of the buildings of the Royal Air Force and of the stores and stock yards of the Forage Committee, and of the Royal Army Service Corps, was taken up and provided. The necessary orders being drawn up and personnel arranged.

Allowances for the officers and troops at home and abroad produced, as was inevitable with such numbers, a large mass of questions on lodging, fuel and light, and field allowances.

At the end of June, 1917, some 1,750,000 troops were accommodated in the United Kingdom, not including the Volunteer Force, for which, however, accommodation had to be provided when finding guards on buildings, communications, and on prisoners of war.

During the year the number of hospital beds provided in the United Kingdom reached 320,000.

The exercise of the Defence of the Realm Act and Regulations, in the acquisition of all land and buildings, other than those offered freely by Government Departments, public bodies and private individuals, added very largely to the work of this directorate; especially since the great increase and scope of the Flying Services opened up locations for aerodromes, &c., over a far wider area than had been hitherto undertaken, and demanded sites for schools, parks and formations.

During 1918 the work of providing quartering for the troops was one of great

difficulty, and at times of very serious anxiety. There were on an average over $1\frac{3}{4}$ millions of troops and labour formations still to be dealt with in the country, and, besides this, the hospital population.

Of the 1,313,636 units of accommodation available in the country, over 400,000 were permanently allotted to troops of the Dominions, the Royal Air Force, the Tank Corps, Machine Gun Corps, the Q.M.A.A.C., the various training schools, convalescent hospitals and Command Depôts, and arrangements had also to be made for the transit of up to 40,000 American troops. For a time this latter number was increased by the prospect of 75,000 American troops training in the country, but this eventuality was put aside by the march of events. American aviation personnel to the extent of 15,000 had also to be provided for.

The necessity to provide winter accommodation for Americans, other than the camps of marquees (with floor-boards and stoves), was urged by the American authorities, these troops being specially susceptible to cold and inclement weather. A large hutted camp was, therefore, undertaken to provide for 10,000 men at Liverpool, with the necessary hospital accommodation, and hutments at Winchester and Codford were also allotted.

During the early part of the summer of 1918, when the pressure in France reached its height, at one time demands arrived from General Headquarters, British Forces in France, that accommodation should be held in readiness for the evacuation of 125,000 wounded from their hospitals, 65,000 prisoners of war, and the whole of the 3rd Echelon and its records and pay offices, and schemes were accordingly prepared to meet these emergent measures, camps being actually prepared for the prisoners, of whom 16,000 at once came over.

There was also a question of temporarily accommodating the British population from Paris, and considerable correspondence was involved, and measures were taken to meet the case.

After the tide of war had turned, the question of hospital accommodation for British and Dominion wounded from overseas, and also for prisoners of war, became very urgent. There were at the close of hostilities about 364,000 equipped beds in this country for all classes of hospitals, but at one time in October the available beds for overseas wounded reported at the port fell as low as 3,697, while, approximately, 6,000 wounded were coming over day by day. It may be claimed, therefore, that, though throughout the war there was sufficient provision for all the needs of the wounded and sick, provision was never in excess of requirements and at the final stage just sufficed for the daily needs.

Billeting of suitable cases and other emergency measures were again adopted for the short time the great stress continued, and all the time every possible method of dealing with the increasing need was put into effect. The matter required the closest watching day by day to prevent grave conditions occurring, and at the same time avoid waste of public funds by over-provision.

During this time also American demands became insistent, and 20,000 beds in specially provided hospitals were arranged for, some taking effect in hospitals readily available, and others being designed to be added as rapidly as the limitations of building, &c., rendered possible.

The establishment of special hospitals, convalescent hospitals and Command Depôts was again an urgent necessity, and certain changes were involved in location of Command Depôts and hospitals on account of the tactical disposition of troops in Great Britain and in Ireland.

Neurological centres and many orthopædic hospitals had to be formed to deal with a large and increasing class of patients, and for those neurological centres special buildings with agricultural facilities had to be obtained.

Some of these were the Seale Hayne Agricultural College, at Newton Abbot, another at Blackpool, and others at East Preston, Bristol, Oxford, &c., whilst a large Command Depôt for officers was opened at Scarborough.

Hospitals elsewhere were remodelled to take officers, as at Epsom, where two large first-class hospitals in asylums were devoted to this purpose.

For prisoners of war, of whom 9,000 wounded at one time were in the United Kingdom, and 7,000 more awaiting transfer from hospitals in France, the available accommodation was limited to the use of hutment camps, on account of the impossibility of providing any more ordinary hospital accommodation, and also to avoid difficulty in dealing with outbreaks of local feeling, the opposition to the location of prisoners of war in localities generally running very high, and specially where hospitals originally designed for wounded British troops were involved.

As regards orthopædic centres, the War Department assisted and acted for the Ministry of Pensions in arranging annexes and other accommodation by means of which discharged men were enabled to share in the advantages of the military establishments, and be provided for after the war was over.

Late in 1918, however, the Ministry of Pensions notified their inability, at least for a period of six months, to deal with the medical and surgical treatment of discharged and dischargeable men. This necessitated a revision of estimates of accommodation, and in particular an extension of provision for orthopædic cases.

In consequence of the signing of the Armistice and the cessation of hostilities, steps were at once taken to reduce the number of equipped hospital beds, and a scheme for closing down some 50,000 beds was put in train. At the same time due regard was paid to the necessity for meeting the demands of educational interests throughout the country by arranging for a priority release from military occupation of schools and similar buildings.

Considerable assistance was given to the Claims Commissions in France, and more especially in Italy, where arrangements for the selection of the personnel, &c., were largely carried out through the Directorate of Quartering.

During the greater part of 1918 the housing of the Royal Air Force still remained to a considerable extent in the hands of the Directorate of Quartering, and their demands were very large. Amongst other demands, the Air Ministry asked for the Blandford hutments for their recruit training, and these hutments were handed over. They also insisted on the necessity of their obtaining a large cantonment for cadets, so that disciplinary and training arrangements could be properly supervised. After considerable discussion, the whole of the Shorncliffe, Sandling and Dibgate hutments were allotted to this purpose on loan, the Canadians assenting to their removal from Shorncliffe on the understanding that the Bordon hutments should be given to them, as well as a large allotment at Rlyl. This necessitated many changes in the location of troops involved.

The expansion of the Tanks Corps, the Machine Gun Corps and the Motor Transport establishments also accentuated the normal difficulties connected with provision of accommodation. For the Tank Corps the whole of the hutments at Wareham, Bovington and Swanage were allotted and added to, and a special hutment at Lulworth was started.

The business of hirings and of acquisition of buildings for the accommodation of troops, and for the Royal Air Force, was constant throughout the period, as well as the obtaining of office accommodation and storage. During the last quarter of the year, the Air Ministry assumed responsibility for their own hirings.

The administration thus caused plainly justified the principle of having Area Quartering Committees, with permanent presidents, to supervise all arrangements in connection with hired accommodation.

The services of these Area Quartering Committees were to co-ordinate all demands of the various Government Departments for accommodation in the provinces, thereby affecting a considerable saving of public funds by eliminating the element of competition which necessarily placed an enhanced though fictitious value on premises in great request. Similarly, as regards London, machinery was set up to avoid overlapping, all proposals for the taking of accommodation for office purposes being first submitted to the War Cabinet Committee on Accommodation prior to any action being taken.

The method of quartering troops by billeting was reduced to the lowest limit possible, in view of the disadvantage attaching thereto from the point of view both of discipline and economy, and, as a result of the food restrictions, billeting with subsistence was discontinued.

The use of compulsory powers in the acquisition of property was guarded as far as possible, each application receiving careful consideration before the employment of the Defence of the Realm Regulations was, as a last resource, decided on. Experience showed that in the very large majority of cases property which it was essential to acquire could be hired under agreement on the loss basis. As soon as the Armistice was signed, the use of the Defence of the Realm Act was curtailed as far as possible.

More complete records of hirings, &c., were kept, and the returns of the cost of thus accommodating troops in various localities were rendered periodically to the War Office.

A very large number of cases in the acquisition under Defence of Realm powers of lands and buildings for the Royal Air Force and other departments came daily to the Directorate of Quartering for the sanction of the Army Council.

The Army (Annual) Act was amended to enable women enrolled in any of the auxiliary corps to be billeted, when necessary, on the same terms as soldiers.

The assistance rendered by the Board of Control, Local Government Board, London County Council, the Metropolitan Asylums Board and Board of Education largely assisted to meet the demands of both special and general accommodation, and, although the national importance of education was fully realized, it was found impossible to acquiesce to the full extent in the requests of Local Education Authorities for the release from military occupation of certain school buildings.

Subsequently the difficulty of finding accommodation for storage purposes became increasingly great. In the London area, particularly, suitable premises containing any large amount of storage accommodation were, for the most part, already utilized by Government departments or by firms engaged on work of national importance, and, consequently, the labour involved in meeting this demand was much greater than hitherto.

The large numbers of women enrolled in the Q.M.A.A.C. and W.R.A.F. created an extensive demand for hostel accommodation which, owing to the special conditions to be satisfied, it was not possible to supply without resort, in some cases, to the acquisition of hotels.

In close connection with the Director-General of Mobilization, the questions of accommodation of all kinds which would be required on demobilization received consideration. These included :—

- Rejoining places.
- Assembly centres for Dominion troops.
- Collecting stations and dispersal stations for troops.
- Dispersal stations for repatriated British prisoners of war and interned civilians.
- Embarkation camps for Dominions and prisoners of war awaiting repatriation.
- Dispersal hospitals.
- Storage accommodation for regimental equipment.
- Disembarkation camps for released British prisoners of war.
- Horse demobilization requirements.
- Collecting places, &c.

Command Inspectors of Fire Services were appointed at the various Command Headquarters, and the whole of the command areas were sub-divided into fire areas under superintendents.

Further courses for personnel at the Central School at Aldershot were arranged, both for Army Fire Services and for the Air Ministry.

The question of the proper measures for the prevention of fire in forage yards, rickyards and dumps was closely considered, and the necessary orders issued and embodied in the Manual.

The Fire Manual was re-written, and a new edition published.

On the signing of the Armistice, circular letters were sent to all Commands enjoining the strictest economy in all quartering expenditure, and reduction of all quartering services which could be dispensed with.

The return of prisoners of war immediately after the Armistice from all enemy countries caused a heavy strain in the necessary immediate clearance of barrack and hutted accommodation for the reception of military ex-prisoners and civilians who had been interned. Complete staffs to deal with the numbers arriving had to be arranged and accommodated, and the matter of the reception of the returning prisoners of war was complicated by their exit from Germany being from ports and frontiers leading to their collection in unexpected numbers at Copenhagen, Rotterdam, the Belgian and French frontiers and in Switzerland. They were ultimately collected and disposed of at Ripon (*via* Leith and Hull) and at Dover and Canterbury. After the first few days, the machinery worked satisfactorily, and repatriation rapidly continued. Before repatriation of prisoners was completed, demobilization centres were opened, and preliminary demobilization commenced. A heavy strain was put on the resources of the London district by the enormous number of officers and men visiting London on leave, chiefly from the troops of Overseas Dominions in France and the United Kingdom, and from the Fleet and Army of America. The loyal co-operation of the Y.M.C.A., Church Army, and Salvation Army enabled this difficulty to be successfully dealt with by the formation of hostels for men, whilst the housing of officers was materially assisted by the generous entertainment offered by many private individuals.

Subsequent to the Armistice, and in particular after the composition of the Armies of Occupation had been definitely settled by the War Cabinet, the contraction of military accommodation proceeded apace.

The policy adopted by the Directorate of Quarterming was to surrender accommodation in the British Isles in the following order of priority :—

- (i.) Industrial buildings, *i.e.*, those essential to the re-establishment of the industries of the nation.
- (ii.) Educational establishments.
- (iii.) Poor Law and similar institutions. —
- (iv.) Premises lent free by the owners or lessees to the War Department and whose return is urgently required by owners or lessees.
- (v.) Private dwellings held by agreement, or under Defence of the Realm Regulations.
- (vi.) Hutments on land held by agreement, or under Defence of the Realm Regulations.
- (vii.) Hutments on War Department land.

Special cases of proved hardship were dealt with on their merits and regardless of the above order of priority. Thousands of such cases were scrutinized, and after inquiry relief afforded in the majority of cases. The practice of sending a staff officer from the Directorate to inquire into difficult cases on the spot was found most advantageous. The procedure in these cases was for the staff officer detailed to preside over a small committee, assembled at the premises concerned. This committee consisted as a rule of representatives of the command, of the owners or lessees, and of any other government department concerned. By these means many difficulties were quickly brushed aside and much correspondence avoided.

The closing of hospital beds was taken in hand immediately after the declaration of the Armistice, and a total of 139,183 beds was closed. The total number of premises used as hospitals for military patients closed up to the end of March, 1919, was 1,090. These comprised War Department hospitals, Red Cross and V.A.D. hospitals. It was anticipated that early in 1919 the Ministry of Pensions would be in a position to take over the majority of the orthopædic patients being cared for by the War Department. However, that Ministry did not find itself in a position to do so, and the War Department continued to carry on this work.

Considerable difficulty was experienced in finding accommodation for the vast number of mechanical transport vehicles in the country without interfering with the re-establishment of private industries. The owners of the various garages and industrial premises used for accommodation of mechanical transport vehicles naturally desired to restart their businesses. The urgent need for some large depôt, such as that at Slough, where such vehicles could be stored and dealt with, was made very obvious to the Directorate of Quarterming.

During the first three months of 1919 the Quarterming Directorate had to arrange for the accommodation of 14 cavalry regiments, 37 artillery brigades, 27 R.E. units, 74 infantry battalions, all regulars returning from expeditionary forces to be reformed for foreign service. Approximately the same number of units returning for Home Service also had to be arranged for.

In addition the storage of the mobilization equipment of 30 divisions was satisfactorily arranged.

The danger of a "hold-up" on the railways, or of the cross-Channel service having been lessened, it was found practicable to reduce the number of hostels reserved for leave officers and men passing through London as well as the emergency camps reserved for the same purpose in Kent.

Early in 1919 the War Department acted as the agents of the Disposals Board, Ministry of Munitions, in dealing with the disposal of surplus huts and hutting material. The policy adopted was to attempt to attract the small purchaser by calling for tenders for individual huts. After the end of February, 1919, the Disposals Board took over the work of disposing of these huts. By the end of March, 1919, approximately 3,000 huts, or their equivalent in hutting material, were disposed of or reported to the Ministry of Munitions as available for disposal. In the first place only isolated huts could be dispensed with, but latterly, as the military population decreased, it was found possible to dispense with certain large hutment camps, *e.g.*, Nigg, north of Cromarty Firth, Hursley Park, Winchester, &c.

At the beginning of the war the cubic space allowed for each man in hutments, barracks and billets was reduced from 600 to 400 cubic feet. This was restored to 600 cubic feet, and it is thought that the health of the troops has been improved thereby.

During the war the married quarters of permanent barracks were misappropriated to increase the accommodation for officers and men and Q.M.A.A.C. In the case of those barracks occupied by units enlisted on a voluntary basis, and having a fixed married establishment, such married quarters were reappropriated to their correct use. This ensured that warrant officers, non-commissioned officers and men married "on the strength" could be rejoined by their wives and families on the return of their units from abroad. Married quarters for units accommodated in hutment camps presented much difficulty.

Furniture rendered surplus by the reduction of hospitals was used to complete hutment camps occupied by units returning from abroad to the same scale approximately as permanent barracks, it being considered essential that such units should be made as comfortable as practicable and the success of voluntary enlistment thus assured.

The powers conferred by the Defence of the Realm Regulations were only exercised in a few isolated cases during the year 1919.

(ii.). SUPPLY.*

1. *Organization.*—In accordance with arrangements for mobilization, steps had been taken to meet first requirements of the Expeditionary Force and to establish certain reserves to maintain these requirements, also to feed the troops remaining in the United Kingdom.

When war broke out these arrangements were put into force. Supply depôts were established at various places in the United Kingdom, selected with a view to shipment for the forces abroad, for supplying troops quartered at home and for supplying troops engaged in active operations. Supplies to fill these depôts were obtained through the Director of Contracts at the War Office, so that there should be no question of competition between Commands. A fixed reserve was decided upon for each depôt and these reserves were completed within about one month of the outbreak of war.

The supply organization was devised so as to be sufficiently elastic to meet altered circumstances and to admit of immediate expansion should such be necessary. A test of the efficiency of the system was provided almost at once, in that as soon as the depôts in Northern France were evacuated it was possible by drawing upon home depôts at Liverpool and Avonmouth to establish reserves at Nantes and St. Nazaire without any delay whatever. Again at later periods as expeditions in other theatres of war were undertaken there was never the slightest check in allotting one or other of our home ports to maintain supply.

2. *Scale of rations.*—Under the regulations for mobilization a scale of rations had been fixed after elaborate experiment, and the scale finally arrived at was considered to be sufficient to keep the troops under active service conditions in a proper state of health. The scale applied to all troops whether at home or in France. It was soon found, however, that as regards troops at home some variation was necessary. It was, therefore, decided to introduce a ration allowance of $4\frac{1}{2}d.$ per man per day to take the place of part of the rations and to be spent under the directions of officers of units. The cash allowance was later increased to $5\frac{1}{2}d.$ and the ration in kind still further reduced. In April, 1918, a further revision of the ration scale was made, the cash allowance at the same time being raised to $6\frac{1}{2}d.$ In June of that year a scale of rations for soldiers under 19 years of age was introduced, supplemented by a daily cash allowance of $5\frac{1}{2}d.$

In February, 1919, both scales were again amended as regards the ration in kind, an all-round increase in the items of the ordinary ration and the addition of one ounce of bacon to the scale of soldiers under 19 being made. The cash allowance in each case remained unaltered.

The scale for field service in France remained unchanged for a considerable period, but as the world shortage increased and provision became more difficult, it became necessary to revise this scale, and in 1917, with the concurrence of the medical authorities, two scales were introduced, viz., one for troops at the front and another, a smaller ration, for General Headquarters and troops on the lines of communication. These two scales remained in force until after the Armistice, when, owing to the altered conditions and the fact that troops on the lines of communication were performing duties as arduous as those above railhead, one universal scale was adopted. This scale was also made applicable to the troops following the Army of Occupation in Germany.

In other theatres of war the original scale was altered from time to time to suit facilities of supply and climatic conditions.

Instructions were issued from time to time, as necessary, that units should underdraw any article which was in excess of their actual requirements, a considerable saving being thereby effected. These instructions and the resultant economies were applicable to all troops whether at home or abroad.

3. *Main articles of supply.*—(a.) *Meat.*—To facilitate collection, handling and storage, and to reduce expense, it was decided that the meat supply should be in the form of frozen meat; certain reserves of preserved meat being maintained to provide against a breakdown in supply and for issue should circumstances arise to make the use of frozen meat impracticable. Meat ships were at the outset permanently allotted to each of our base ports overseas for use as store ships, and the supply maintained by shipments from home. Subsequently in many places cold storage was erected.

* See also p. 578.

Supplies to meet initial requirements were obtained, partly by requisition and partly by purchase from stocks available in the country, and to assist in the purchase and inspection two highly qualified inspectors were engaged by the War Department. Towards the end of 1914 it was thought advisable to take steps to further safeguard the required supply of frozen meat, and with this object the principal American firms were approached by the Board of Trade on behalf of the War Office. Contracts were made by the Board of Trade for regular shipments of certain quantities of meat from the Plate at fixed prices; the Army undertook to take such of the meat as was found to be acceptable on delivery *ex store* in this country. This system was in force with certain modifications until the end of the war.

During the first few months of the war, when the numbers to be fed were comparatively small, the meat was shipped to England, inspected and re-shipped to France; early in 1915, however, as the strength of the Expeditionary Force increased, the extra work of double handling made it necessary to ship the meat direct from the Plate to the base ports in France, and inspection was made overseas instead of at home. Store ships at each port being still maintained.

Troops in other theatres, as well as our Allies, were eventually supplied under Board of Trade arrangements, by whom all available freight was taken up (through the Admiralty) and allotted to each country according to requirements. The whole of the output of meat from Australia and New Zealand was made available for the Army, in addition to all frozen meat from the Plate; only chilled meat and certain cattle meat and offal was left for civilian consumption. Supplies of frozen meat were also obtained from the United States, Canada, Brazil, Patagonia and South Africa.

A large increase in requirements, and the loss of some of the refrigerated ships, made economy in freight imperative, so that the holding up of ocean-going vessels as store ships was stopped. Regularity of supply was to some extent safeguarded by the establishment of cold stores at Boulogne and Havre, though the uncertainty of sailing, in spite of the cold storage, made a guarantee of uninterrupted supply almost impossible.

Apart from the reduction in the ration, a considerable economy in the consumption of meat at home was effected by the substitution of sausages, fish, rabbits and brawn. Sausage factories, entirely under War Office control, were established at London, Liverpool and Aldershot. One issue per week to troops at home was at first made, which was later on increased to two issues per week. Experimental shipments of frozen sausage and sausage meat were made to France with only partial success.

The monetary saving to the public as a result of manufacturing and issuing sausages to troops in lieu of meat was considerable. More important, however, was the large saving in meat at a time of great scarcity of the commodity throughout the country.

Cutting-up establishments were instituted under the direct management of the War Department at London and in Liverpool, so that, instead of local contracts for the provision of hospital meat, joints, &c., were cut up as required and sent direct in hampers from the above-named establishments to all hospitals in the United Kingdom. This scheme not only ensured the quality of the meat, but had the effect of a saving to the public of some 200,000*l.* a year.

Preserved meat.—Preserved meat was obtained under an arrangement made by the Director of Contracts from the packers in Canada, North America and Australia. Meat and vegetable rations manufactured in many establishments in England and pork and beans obtained from the United States and Canada supplemented the supply and varied the diet of preserved meat.

To ensure the quality of preserved meat manufactured abroad, two expert food inspectors, loaned to the War Department by the Local Government Board, were permanently employed in North and South America; two inspectors were also sent to Australia to examine and report upon the conditions under which the canning industry was conducted there, while at home the whole of the Local Government Board inspecting staff was at the disposal of the War Department for inspection of all articles of supply throughout manufacture.

(*b.*) *Bread.*—Field bakeries were established from the first at each of our base ports in France, and a regular supply of bread to the troops was always maintained. Similarly, in other theatres an almost uninterrupted supply of bread was made. At Helles the bakery was established on the Peninsula and maintained within some four miles of the Turks during the whole of the period of occupation.

The form of oven originally used in field bakeries was the Aldershot pattern, but early in 1915 steam ovens were introduced at each of the bakeries in France, effecting a saving of fuel and greatly facilitating the work of the bakers.

At home, owing to the lack of equipment and personnel, most of the bread was at first supplied under contract; gradually, however, War Department bakeries were established, so that, with a few exceptions, the troops in the United Kingdom were supplied from Army bakeries.

With a view to saving man-power and effecting financial economy, automatic machinery of the type supplied by Messrs. Baker and Sons, of Willesden, was introduced into the largest bakeries in France and the United Kingdom. Eventually the number of such bakeries in the United Kingdom grew to 22, each with an average daily output of 50,000 lb. bread. The advantage gained thereby is best illustrated by the fact that—

- (i.) The output of bread per man employed in hand bakeries prior to the introduction of the machine bakeries averaged 246 lb., as compared with an average output in the machine bakeries during 1918 of 731 lb.; this resulted in a saving in the United Kingdom alone of 3,000 tradesmen during the year 1918.
- (ii.) The cost of production decreased from 3s 6d. per 100 lb. bread in hand bakeries to 1s. 2d. in the machine bakeries.
- (iii.) A close analysis of the cost of running War Department bakeries in the United Kingdom was made, and the result showed that, during the year 1918, a total saving of 381,060*l.* was effected as the direct result of the introduction of these automatic bakeries, combined, to a certain extent, with more efficient working in the hand bakeries.
- (iv.) The estimated total expenditure on the whole of the automatic bakeries installed in the United Kingdom amounts to less than 100,000*l.*, but putting it at that figure, it is apparent that the capital outlay was recovered every three to four months during the period they were in use.

In addition to this, a substantial figure was recovered when the plant was sold.

Consequent upon the introduction of the compulsory use of "straight run" flour, an experiment was made by the War Department in the milling of its own flour, and for this purpose a mill was taken over in London. The experiment, so far as it went, proved a success, but an urgent demand for the installation of a mill, with modern machinery, at Baghdad, in order to deal with the increased production of wheat in that country, intervened, and it was decided to close the mill and ship the machinery to Mesopotamia. This was done, and the machinery was in course of erection when the Armistice was signed.

When the bread ration in France was reduced from 1½ lb. to 1 lb., the medical authorities demanded an issue of 2 oz. rice daily and 2 oz. oatmeal three times a week. In due course of time it was ascertained, however, that the troops would not eat more than 1 oz. rice a day, and the latter scale for rice and 6 oz. oatmeal weekly was adopted.

(c.) *Bacon.*—Bacon was throughout the war very popular with the troops. The supply was obtained through a firm of brokers, and the excellent quality was consistently maintained.

(d.) *Cheese.*—Cheese formed part of the ration for troops in the field (except in very hot weather in certain theatres) from the beginning of the war. As, however, the demand increased, it was at various times difficult to maintain the supply, especially after the supply of Dutch cheese was cut off. It was later decided, with the consent of the medical authorities, to reduce the cheese ration from 3 oz. to 2 oz., troops actually in the trenches being given certain extras to make up for the loss of 1 oz. of cheese.

The cheese for the supply of the Army was arranged by the Board of Trade in much the same way as meat. They took over the whole of the supply from New Zealand, Australia and Canada, and gave the Army what it required, leaving the balance for the civil populace.

(e.) *Sugar.*—Despite the shortage of supply, it was for some time considered inadvisable to reduce the allowance to the troops in the field below 3 oz., but a slight saving in sugar was effected by the reduction of the jam ration from 4 oz. to 3 oz. Later, when the general scale of rations was revised, the allowance of sugar in France was amended to 2½ oz. for troops at the front and to 1 oz. for troops on the lines of communication, General Headquarters. At the same time, owing to partial failure of the fruit crop, the allowance of jam was reduced to 2 oz. for both scales of rations. This was subsequently again raised to 3 oz. in each case.

(f.) *Oats*.—Oats were originally supplied under arrangements made by the Director of Contracts with a firm of brokers, supplemented by an arrangement under which Canada undertook to ship certain quantities direct from Canada. Eventually our requirements, about 85,000 tons per month, were procured from Canada, United States, Central America and the Plate, of which only the Canadian supplies were bagged, the remaining shipments being in bulk. To cope with the bulk shipments, floating pneumatic suction plants were erected early in 1917 at each of the base ports in France, and it is estimated that the saving in freight and stowage, together with the increased speed in loading and discharge, amounted in money value to some 10,000*l.* per day.

A proposal was made early in the war by the Quaker Oats Company to provide a form of compressed oats made in cakes, consisting of a mixture of oats and molasses, to take the place of ordinary oats. Exhaustive trials were made, with the result that this form of forage was not altogether recommended. The importance of shipping brought the question under consideration at various times, and subsequently the Shipping Control Committee again urged the matter on the War Office. It was pointed out, however, that with the introduction of the pneumatic plants there would be no saving in shipping oats in compressed form (the cost of compressed oats being incidentally very high). The Quaker Oats Company persistently asserted that 9 lb. of their compressed oats was equivalent to 12 lb. of ordinary oats; this was not admitted by the Army Veterinary Authorities, and unless the point could be proved there did not appear to be any object in shipping this form of forage.

For forces in the Mediterranean, Mesopotamia and East Africa, grain was procured from the nearest theatre of supply, such as India and Egypt, arrangements being altered to meet the crops in the various countries in rotation. In 1918, owing to the failure of the Indian crop, it became necessary to import maize from South Africa and barley from Algiers until the Egyptian grain crop matured.

Towards the end of 1916 the War Office suggested that it might be possible to increase the production of oats in this country, and with this object an expert was appointed (with the approval of the Board of Agriculture) to inquire to what extent oats could be grown on War Department and other grass lands. It was found upon inquiry that there was not much War Department land available, but a number of contracts were made with farmers throughout the country to break up grass lands and to hand over the resulting crop to the War Department at a fixed price. Later, however, the President of the Board of Agriculture raised a doubt as to the advisability of ploughing grass lands, and as a result the whole scheme was dropped. Large quantities were bought in Ireland, however, and utilized for home consumption and to supplement shipments to France, and the subsequent requirements of the forces were met from United Kingdom production. For the North Russian forces a certain quantity of oats was procured from Siberia, but it was found necessary to supplement by occasional shipments from the United Kingdom.

(g.) *Hay*.—At the outbreak of war all our requirements in this commodity were obtained under contract, supplemented, as in the case of oats, by direct supplies from Canada.

Hay had necessarily to be shipped in compressed form, and the only pressing establishment under War Office control was the existing one at Woolwich, which was capable of pressing only limited quantities. Fortunately, for about the first six months of the war, nearly the whole of the requirements of the Expeditionary Force in France were obtainable by local purchase, so that the lack of pressing facilities in England were not at first acutely felt.

In September, 1914, the War Department were approached by the Board of Agriculture with a view to stimulating the production of farm produce at home, and an Organizing Committee was appointed by the Board of Trade with the object of facilitating the purchase of forage by the military authorities direct from the farmer. At about the same time a Forage Department was established and Advisory Committees were formed in each of the counties. The purchase and pressing of hay under the supervision of officers of the Forage Department was then commenced, and very shortly a large quantity of hay was forthcoming.

The Organizing Committee, having completed its work of bringing the War Department into direct touch with the farmers, was afterwards dissolved and another committee was appointed by the Army Council, with the Parliamentary Secretary of the Board of Trade as chairman, and farmers, dealers and consumers, representing various parts of the country, as members. Brigadier-General Morgan and a

representative of the War Office were also members of the Committee. The terms of reference of this Committee were as follows:—

“To keep in touch with and advise the Farm Produce County Committees on all questions arising in connection with the acquisition of farm produce for His Majesty’s Forces, and on all matters relating to the constitution of the said Committee, and to the regulation of the scheme in general.

“To assist, deal with and advise on all matters relating to the purchase of farm produce for His Majesty’s Forces that may be referred to them by the War Office either for consideration or execution.”

County Committees remained as before, as well as the Forage Reference Committees for Scotland and the Advisory Committees for Ireland.

The administrative and executive work in connection with the purchase and distribution of forage was carried out by the Forage Department, which had its headquarters in London, with area administrators in various parts of the country. Each area was divided into districts, and the purchasing was undertaken by district and assistant purchasing officers.

As difficulties in shipping increased, it became necessary to eliminate, as far as possible, all shipments of hay from abroad, and to increase the quantity shipped from this country. With this object, the whole of the crop of 1916, amounting to something over fourteen million tons, was taken possession of by the War Department. Rather more than one million tons of this total quantity were actually required by the Army, the remainder being released for use by the farmers themselves, and distribution to the public, each county forming a committee of representatives of farmers, dealers and consumers, with a central council in London, who allocated the supply as required. The 1917 and 1918 crops were also similarly controlled, but the control was lifted from the 1919 crop.

Only a small quantity of hay was imported into France from Algiers, the production of the United Kingdom being found to be sufficient.

In theatres, other than France, hay, or its equivalent, was obtained from India, Egypt and the south of France and Algiers.

With the hay press in use, it was found that the greatest density to which the hay could be brought would not give a better shipping measurement than 175 cubic feet to the ton. In 1916, a scheme for the establishment of hydraulic presses in various parts of the country was brought into operation by which the cube of the bales was reduced to 100 cubic feet per ton. By 1918, one hundred of these presses were working, and approximately $\frac{4}{5}$ ths (four-fifths) of the hay shipped was hydraulically pressed, giving a great saving in shipping. Presses were also erected in India, Egypt, Algiers and South France, and an agreement with the French entered into, by which we were allowed to export hay from South France to Salonica, and replace in kind to North France from England, resulting in further saving of tonnage.

(h.) *Potatoes*.—The Forage Committee met the requirements of the Expeditionary Force in France in potatoes as well as hay. For some months there was a difficulty in getting the full quantities. The Committee were, however, able to make such arrangements in Ireland and Jersey as to ensure the supply. Large quantities of potatoes were also obtained from Italy.

For Egypt and Salonica seeds were sent from home, and arrangements made for the cultivation of potatoes locally. By this means all local requirements were met.

(i.) *Fuel*.—In 1918 great difficulty was met in supplying the Army coal and coke requirements, and, in conjunction with the Coal Controller, reserves were cut down to 7 days in the United Kingdom. Experiments were carried out for the substitution of anthracite for bituminous coal, and it was found that a proportion of 60 per cent. anthracite and 40 per cent. bituminous coal gave ample satisfaction in closed stoves. The Coal Controller was able to place a fairly large supply of anthracite at the Army’s disposal, which relieved the critical position. A peat fuel briquette factory was also converted for Army use to provide fuel to act as a substitute for charcoal for use as a trench fuel. All oversea requirements were shipped from the United Kingdom and, despite a great shortage due to lessened output from the mines, it was found possible to keep the supply normal.

(j.) *Grain and Flour*.—A general pool was formed early in 1918, both in France and at Salonica, by which grain and flour requirements for all the Allies were arranged by the War Office, the Allied forces drawing their quota as desired.

(k.) *Petrol*.—Supplies to meet first requirements were obtained by contracts under

the terms of which the War Department had a lien on the stocks of certain petroleum companies in the country. The requirements were, at first, only some 250,000 gallons a month.

The best form of pack for petrol was a matter for considerable discussion throughout the war. In the early months of the war, arrangement was made for lorries to be supplied with petrol packed in 50-gallon steel drums, while cars and light vehicles continued to be supplied with petrol in 2-gallon tins packed in wooden cases. In practice it was soon found that the weight of the drums made it difficult to deal with this form of pack, and it was then decided to pack petrol for all services in 2- or 4-gallon tins. The latter type of tin was thin, cheap and non-returnable, and, as such, had its advantages so long as petrol continued to be decanted in England and shipped to France.

The 2-gallon tin, on the other hand, was capable of being refilled several times. The exact wastage in the case of the 2-gallon tin was very difficult to determine. As nearly as available figures will show, 20 per cent. of these tins were either lost or rendered unusable on each round trip during the time petrol was decanted in England, and 15 per cent. when it was packed in France. Corresponding wastage of the wood cases was 10 per cent. and 7 per cent. respectively.

These figures cover the whole period of the war, excluding a short period during which the original specification petrol case was departed from at the urgent request of the Timber Control Department. Experience quickly showed that the adoption of a weaker form of petrol case was false economy as the wastage rose to between 40 per cent. and 50 per cent.

With slight modification the original specification, therefore, was reverted to.

Until the middle of 1916, all the petrol consumed by the Expeditionary Force in France was filled in England—the principal centre being Portishead, near Bristol—whence all shipments were made to the oversea bases.

With the increase of the forces in France the quantity of petrol consumed grew to an enormous extent; so that, by the autumn of 1918, instead of being 250,000 gallons, it stood at 10,500,000 gallons a month, or rather more than 40 times as much.

Early in 1916, consumption having then risen to over 2,000,000 gallons a month, it was evident that, if shipment from England in tins and cases was continued, the point would soon be reached at which requirements would exceed the landing facilities of the "petrol discharging" berths available at our base ports in France. In order to overcome this difficulty, and at the same time economize both freight and labour, arrangements were made to start filling installations in France and to arrange for a direct service of tank steamers from the U.S.A. to France.

For this purpose tank storage was acquired at Rouen and Calais and the necessary filling machines (also tin and case manufacturing plant) were transferred from Portishead to Rouen. The latter was the first installation to commence operating, filling started at Rouen in July, 1916, and at Calais six weeks later.

A complete 4-gallon filling and manufacturing plant happened to be available at Portishead—it was consequently transferred to Rouen to meet the immediate situation. Generally speaking, the 4-gallon tin is not a economical form of pack when the return of empty petrol packages is a practicable proposition as it was in France. Though not suitable for refilling with petrol these 4-gallon tins were used, to a certain extent, for refilling with paraffin oil. On the whole the 2-gallon tin was undoubtedly more satisfactory for use in France and for this reason the 4-gallon filling plant was the first section of the Rouen installation to be closed down when reduced demands rendered a reduction in output possible.

Tank storage.—It was soon found that the available tank storage at Calais (about 8,000 tons) was inadequate. By agreeing to supply all the local French requirements (civil and military) and the Belgian Army, based on Calais, we were able to obtain the use of an additional 10,000 tons of tank storage. This addition was out of all proportion greater than the increased liabilities incurred, and thereafter enabled the Ministry of Shipping to arrange for the maintenance of regular supplies in large tank vessels.

The Rouen and Calais installations from their commencement were constructed and organized in sections. As demands upon them increased, additional sections could be added, therefore, without difficulty. In this way these installations were expanded as consumption arose.

The shipment from England of filled M.T. petrol practically ceased from the autumn of 1916, except for the occasional replenishment of reserve stocks, diminished as the result of sudden and unexpected increases in consumption.

The filling of aviation spirit, requiring, as it did, special supervision, continued to be done at Portishead until, in the spring of 1918, consumption rose to such a figure as necessitated its being carried out in France, as in the case of M.T. petrol. Consequently an inspecting staff was appointed by the Aeronautical Inspection Department of the Air Ministry at both Rouen and Calais. From then onwards all petrol consumed in France (and Italy), whether M.T. or aviation, was filled and distributed from these installations, the monthly total eventually reaching the 10½ million gallons above referred to.

Bulk distribution.—Early in 1917, when the supply both of tins for petrol tins and timber for petrol cases threatened to become increasingly difficult, and when economy of rail haulage was becoming particularly urgent, arrangements were made for the distribution of a portion of the petrol consumed in France to be carried out in bulk, from the bases. During the summer of 1917, 180 railway tank wagons (capacity 3,000 gallons each) and 200 road tank lorries (capacity 600 gallons each), were sent over to France. This method of distribution was applied only to certain of the larger petrol consuming units. The contents of the railway tank wagons were pumped into the road tank lorries at railheads and conveyed by the latter vehicles to unit headquarters. Experience showed, however, that direct filtration from the road tank lorries into the consumption tanks of M.T. vehicles was really practicable. Consequently the units concerned were supplied with specially strong and durable 2-gallon tins, and these were refilled from the tank lorries, under arrangements made by the units.

By this system of "bulk distribution" considerable economy in rail haulage, timber and tinplate was effected.

Aviation petrol for the Independent Air Force.—The formation of the Independent Air Force, with its large bombing machines, requiring 300 gallons per aeroplane tank, necessitated special arrangements for petrol distribution to the southern aerodromes. The "Shell" Marketing Company, acting as agents of the War Department, set up inland tank storage, both at the aerodromes and at the nearest points on the railway. These installations included overhead filling tanks, fitted with piping and leads, from which the aeroplane tanks could be rapidly filled by gravity. The petrol was pumped into these tanks from larger storage tanks on the ground. The latter were replenished from still larger storage tanks, installed at the railway sidings, the petrol being conveyed either by pumping through underground pipelines or by means of road tank lorries, according to the nature of the ground and the distance. The tanks at the railway sidings were in turn refilled by railway tank wagons, despatched from Rouen in complete trains of 30 wagons.

In carrying all the above complicated and technical arrangements into effect the War Department received valuable advice and assistance from Mr. Waley Cohen, the Managing Director of the Asiatic Petroleum Company, and the engineers in his firm. Mr. Waley Cohen was appointed, in 1917, Petroleum Adviser to the War Office.

Source of supply.—Down to 1917 all the petrol consumed by the armies in France and the forces at home was obtained by means of contracts with the principal distributing firms in the United Kingdom. The supply to France was obtained under contracts with the Asiatic Petroleum Company, amounting ultimately to 2,000,000 gallons of M.T. and 600,000 gallons of aviation petrol per month—any balance required being obtained by direct purchase in the U.S.A. In the autumn of 1917 the Government assumed the control of all imports of petrol, and from then onwards it was bought and shipped under arrangements made between the War Office, Ministry of Shipping and the American Purchasing Board. These arrangements led to a general re-routing of tank steamers, which was adopted by the Allied Governments in order to economize tank tonnage. One of the results of this re-routing, so far as we were concerned, was that American aviation spirit had to be adopted in lieu of eastern spirit. This change was eventually agreed to by the Air Ministry, and the American spirit began to come into use early in 1918.

Petrol for Egypt and Salonica was obtained under contract with the Asiatic Petroleum Company; the spirit was shipped from the East, canned at Suez and distributed in cans and cases *via* Alexandria and Salonica. The quantities consumed in the Mediterranean amounted to some 2,000,000 gallons a month.

For Mesopotamia, petrol was obtained from the Persian Oil Company, and for East Africa from the Asiatic Petroleum Company.

Home requirements.—The Government having thus undertaken its own purchasing necessitated a change in the distribution system at home. In place of "contract

supply," contracts were made with the principal distributing companies for the provision of covering for and the distribution of Government-owned spirit. Supply was obtained as required from any of the Contractors' Agencies in the United Kingdom in exchange for a special form of voucher. Under this system it was not necessary for the War Department to hold any material stocks of petrol inland because in all towns of any importance agencies existed at which reasonable supplies could always be relied upon.

This method of supply proved both an economical and elastic one for meeting the varying home requirements throughout the war.

4. *Supply Depôts.*—As mentioned in paragraph 1, depôts were established on the outbreak of war in various parts of the country. The supply to troops was maintained continuously from these depôts. It was always realized that the feeding of the troops was the first consideration. Economy in working was, of course, also considered. At first regular officers were necessarily placed in command, but as temporary officers gained experience it was found possible gradually to replace the regular officers by men of known business capacity. Each depôt eventually had a business man at the head and junior officers with a thorough knowledge of railway work, shipping, labour, accounting, &c., so that the whole of the work was carried out, as far as possible, on business lines. As a further safeguard to the method under which our home depôts were worked, the services of an officer with experience in some of the largest London stores were utilized in an advisory capacity. He visited each depôt in turn and advised the Director of Supplies and Transport at the War Office as to any possible improvement. At the reserve depôt at Deptford, which was the most important of the home depôts, it was necessary to retain a regular officer in command. There were, however, business men at the head of each department into which the depôt was divided, so that the commanding officer had expert advice always at his disposal.

Considerable saving in labour was obtained in the introduction of gravity rollers, elevators and piling machines, &c., where such could be usefully and economically employed.

5. *Packing.*—The shortage of shipping affected this question as well as others. The necessity for reducing imports largely restricted the importation of timber, and it became necessary to consider in what way the packing of the various commodities could be altered to avoid or reduce the use of wood. A Committee sat at the Reserve Supply Depôt at Deptford early in 1917 to inquire into the matter and, with the advice of experts in the trade, recommended that for many commodities cases should be lightened, and for some, substitutes should be used to take the place of wood packing. During the first 6 months of 1917 the supply of tin plate began to run short. Arrangements were at once made to pack certain supplies, *e.g.*, jam in *papier maché* containers instead of tin. Trials were also made with paper packing for biscuits, but this proved a failure, as the biscuits soon deteriorated. The lightening of cases, of course, reduced the strength; it has not been found possible to obtain sufficiently accurate data to judge how far these lighter cases stood the tough handling in the field.

6. *Mesopotamia.*—In August, 1916, it was decided that supply and transport, as well as other services in this theatre of war, should be undertaken by the War Office.

Selected Army Service Corps officers were therefore sent to Mesopotamia to take over control from the officers of the Indian Supply and Transport Corps. Supplies continued to be taken in the first instance from India by the War Office, who became responsible for the service and undertook to meet any requirements which India could not supply.

Further to safeguard supplies, two senior Army Service Corps officers were sent to India to watch the War Department's interests in that country, and to keep the War Office informed on all questions of stocks, forward arrangements, shipping and other details connected with direct supply from India.

The necessity for utilizing local resources to the utmost extent was always impressed upon officers in Mesopotamia, and from reports received it is shown that considerable quantities of supply were obtained by this method.

7. *Mediterranean Expeditionary Force.*—When the Dardanelles expedition started arrangements were at once made for shipping supplies from home. A supply depôt was established at Alexandria and an intermediate depôt at Mudros, and as a footing was made on the Peninsular supply depôts under the different corps were formed at the beaches. Reserves were established at each stage; the base at Alexandria being maintained from home and from local resources in Egypt, and the supplies were pushed

forward to Mudros and the Peninsular under the direction of Director of Supplies and Transport.

When the Salonica expedition commenced it was thought necessary, in order to relieve the War Office to a certain extent, to establish a supply base in Egypt. Egypt, Salonica and the Dardanelles were to demand on this base, and not as heretofore on the War Office; the base would only deal with the War Office. This arrangement was in force for some months. When, however, the Dardanelles were evacuated and the Headquarters of the Mediterranean Expeditionary Force moved to Egypt, it was thought that such a base was unnecessary; Salonica was made independent and the base as such abolished.

Subsequently, supplies for Salonica were demanded through Egypt to supply what was available and request the War Office to make up the balance by direct shipment.

The supply of hay and grain, both for Egypt and Salonica, were met to a large extent by shipments from India, as being the place of production nearest the theatre of operations.

It was decided to close the base at Salonica and to establish a base in Egypt under the General Officer Commanding, Egypt. This base maintained 30 days' reserves for General Milne's force. The question of supplies for Serbians, Greeks and Italians was also a matter for consideration. The French were responsible for the supply of the Greeks in South Russia, but equivalent quantities of supplies were handed over by us at Salonica to the French.

8. *North Russia*.—A universal scale of rations was adopted for both Allied and local troops in Murmansk and Archangel.

Supplies were shipped to Archangel in the summer of 1918 to feed the troops until the end of June. The port re-opened early in that month, and arrangements were made for further supplies. A small consignment of medical comforts and other urgent demands was despatched on the "War Down," which was taken into Archangel by an ice breaker, and was discharged.

At Murmansk continuous shipments of supplies were made in accordance with demands. An ample reserve according to feeding strengths was held.

Civilians at Archangel were fed until the end of June on a scale suggested by General Poole.

Large quantities of Army supplies were advanced to the Foreign Office for the purpose of feeding civilians at Murmansk.

At a Conference held at the Foreign Office, Mr. Sheldon of the American Embassy, was given the monthly food-stuffs required from January onwards. Mr. Sheldon undertook to discuss the situation with Mr. Hoover in Paris, with a view to these demands being met. In part satisfaction of these demands, a shipment of flour, rice, tea and sugar arrived in the United Kingdom from America for transshipment to Murmansk, and a further consignment was sent later. The civilian population was provided for up to the end of June.

9. *Vladivostock*.—One or two individual reports were received from men of the Middlesex Regiment as to the inadequacy of the ration. This was taken up by cable with the General Officer Commanding, who reported that there was absolutely no foundation for these complaints.

The Canadian military authorities were asked to continue to make arrangements for the maintenance of the British troops in this theatre after all Canadian troops had been withdrawn. The number of British troops was estimated not to exceed 3,000 men.

10. *Italy*.—The supply of the British Force in Italy was made mainly by rail from French bases, the quantities thus sent being replaced by shipment from England. Certain items, such as flour, grain and preserved meat were provided by direct shipment to Genoa. The frozen meat supply was arranged through the Italian Government, the quantities thus provided being replaced in kind under arrangements made by the Board of Trade.

11. *Army of the Rhine*.—In the initial stages the Army of the Rhine was supplied from France. At the same time a supply depôt at Cologne was built up by bulk despatches from French bases and by direct shipment from England through Rotterdam, the object being to make the Rhine Army self-supporting at as early a date as possible. A supply depôt at Antwerp, under the direct administration of the General Officer Commanding-in-Chief, was also formed and a nine days' reserve collected at that port.

A cold store existed at Cologne, and from this frozen meat was shipped from England to Antwerp and thence railed to Cologne.

12. *General remarks.*—From a very early period of the war, strenuous efforts were made to economise resources and this applies, not only to the question of expenditure in money, but also to tonnage and the actual supply resources of the Empire. The intention had always been, firstly, to ensure that sufficient supplies should be forthcoming for the maintenance of our armies at the right place and at the right time, but subject to this, the conservation of resources, whilst at the same time assuring sufficiency for the troops, was never lost sight of. This involved careful watching of markets and production generally, not only in the United Kingdom, but also in all countries accessible to us.

To give a few examples, it may be stated that in the early summer of 1915, the War Office realized that the meat resources of the world would in course of time become more restricted. Steps were therefore taken to cut down consumption by the Army forthwith by one-fifth, an issue of milk being substituted for the portion of the meat issue so reduced. This, apart from the immediate annual saving of 1,250,000*l.* effected a considerable saving of the nation's meat resources, whilst at the same time improving the ration of the soldier by an issue of milk.

Not long afterwards it was ascertained from the Ministry of Blockade that it was desirable to restrict the export of fish from Norway to Germany. Arrangements were at once made to draw upon the sardine supply of Norway, sardines being substituted for a small portion of the meat ration, again with the effect of improving the ration by affording variation in the diet, whilst at the same time, not only conserving our own meat supply, but also restricting that of the enemy.

Further savings in the meat supply were also effected by varying the contents of the meat and vegetable ration by reducing the meat portion and increasing the vegetable portion without affecting the dietary value of the ration. This alone meant a saving of some 7,000 tons of meat annually. The conservation of our meat supply by the substitution of sausages, fish, rabbits and brawn has already been mentioned.

What was done in the case of meat was also done in the case of other supplies, wherever and whenever possible. For example, in the summer of 1916 it was thought that in the early part of 1917 there might be a shortage of potatoes in the United Kingdom. Efforts were at once made to enable the Expeditionary Forces in the Mediterranean to grow their own supply of potatoes, and this, after overcoming certain difficulties in connection with export permits, was successfully accomplished by means of shipping seed potatoes to these countries from Italy.

The necessity for saving tonnage was obvious for a very long time, and early efforts were therefore made to procure supplies in countries as near as possible to the theatres of operations where consumption took place. General Officers Commanding the various Expeditionary Forces were urged to encourage local cultivation and to increase local resources as much as possible. Thus, in Mesopotamia large tracts were put under cultivation for the production of grain, fresh vegetables and fruits, and local dairies also established. Similar action was taken at Salonica and in Egypt, and the General Officer Commanding-in-Chief entered into close relations with the Ministry of Agriculture and other important Government departments, with a view to reaping the fullest advantage of all resources at our disposal in Egypt.

In France the creation in 1916 of the Supplies Purchase Department, with its headquarters in Paris, achieved a very remarkable success. Started originally with a view to exploiting the local resources of France, the department rapidly expanded, branches being established in Spain, Italy, Portugal, Algeria, Bouches du Rhone and Orne.

The operations of the department resulted in the purchase of large quantities of supplies of all kinds, among which may be cited hay and straw, dried fruits, onions, brandy, champagne, pigeon food, chemicals of various kinds and linseed cake. These purchases were primarily intended for the requirements of the Army in France, but other theatres, *e.g.*, Salonica and Italy also benefited by the activities of the department.

Appendix I. gives a comparison between the strength of the forces fed prior to the war, and the numbers being fed on 11th November, 1918. It may safely be asserted that eventually nothing was shipped from the United Kingdom to the distant theatres of operations which could by any possible means be obtained locally, or from sources on which the food supply of the United Kingdom was not dependent.

After the conclusion of the Armistice, adequate supply arrangements were made for feeding the returning repatriated prisoners of war. Army rations were placed on

board all vessels employed on this service. Arrangements were also made for the provision of food on arrival at the ports of disembarkation and for the train journey to the reception camps ; further, a special ration was drawn up to enable an exceptionally good meal to be provided on arrival at the reception camps. These arrangements applied equally to officers and men. Adequate staffs were sent both to Rotterdam and Copenhagen for dealing with the rations sent to those ports.

Rations on practically the same basis as those supplied to British prisoners of war were supplied at Rotterdam and Copenhagen for the French prisoners of war, the French authorities sending their own staff to deal with the supplies.

Supply arrangements were made to feed men demobilized from overseas and units at home. At first numerous problems arose in connection with this service, but these gradually disappeared as the demobilization scheme was more fully developed.

Subsequent to the signing of the Armistice steps were taken to scrutinize all existing supply contracts with a view to avoiding the creation of unnecessary reserves of perishable supplies. This scrutiny was most searching, but the variations and changes in the rate of demobilization made any accurate forecast extremely difficult.

Large surplus supplies of many articles of the ration, such as biscuits, preserved meat, meat and vegetables, and pork and beans, &c., were reported to the Disposal Board of the Ministry of Munitions for disposal, as, owing to the troops objecting to eat them under peace conditions, the usual procedure of gradually consuming these surplus stocks could not be pursued. These and many other articles of supply, the stocks of which had accumulated under war conditions, were brought to the notice of the Government departments concerned, with a view to their disposal for the relief of Allied and enemy territories or by sale. In this manner, considerable quantities of surplus supplies were disposed of. A list of surplus supplies was circulated weekly after March, 1919, to the Surplus Government Property Disposal Board, Ministry of Food, and through the latter to the Supreme Economic Council in Paris, and every endeavour to dispose of surplus supplies to the best advantage was taken.

(iii.) MECHANICAL TRANSPORT.*

Provision and disposal of vehicles.—The outstanding feature of mechanical transport was its phenomenal growth, as shown in Appendix II.

Only some 80 mechanical transport vehicles were actually owned by the war department at the outbreak of hostilities, and in order to provide for the very large number of vehicles which would be required on mobilization, two subsidy schemes had been originated during peace, the first known as the provisional subsidy scheme and the second as the main subsidy scheme.

The main subsidy scheme had as its object the standardization of a lorry for military purposes, the vehicle at the same time being suitable for civilian use. Designs were drawn up and certain civilian manufacturers arranged to build and sell these vehicles as one of their ordinary types. This scheme naturally took some considerable time to produce anything like the numbers that would be required, so in order to fill up the gap between the initiation of the scheme, the provisional scheme was introduced, which took the form of a register of all mechanical transport vehicles in the country. A small subsidy fee was paid to all owners of vehicles who agreed to allow their vehicles to be taken on the outbreak of war, and arrangements were made under the subsidy scheme for periodical inspections of these vehicles to be carried out.

On the outbreak of hostilities, all subsidized vehicles were immediately called in and the balance which were traceable by the subsidy scheme register were impressed, the machinery and personnel of the subsidy scheme being employed for this purpose. The vehicles required for the Expeditionary Force were obtained within 9 days of the outbreak of hostilities.

In order to meet the demand for mechanical transport for the new armies, steps were at once taken to control and increase the output of the vehicle manufacturers in this country. Makers were restricted to one or two definite types and the country was divided into areas, in which resident inspectors maintained liaison between various manufacturers and so hastened production.

Originally the weekly output of suitable vehicles amounted to about 90. By July, 1915, the weekly output had increased to 250 and by October, 1915, the production had increased sufficiently to allow for the release of vehicles to Government contractors to assist them in their work and to relieve the railways. These released vehicles formed a valuable reserve which could be called up again when required. About 1,000 of these vehicles were so released by the 31st December, 1915.

In the summer of 1916, in order to meet an abnormal demand from overseas, 400 of the above vehicles were impressed. More were required and could have been withdrawn, but it was realised that too large a withdrawal would interfere with the production of munitions.

In addition to the output from the manufacturers at home, contracts were placed in America for large numbers of vehicles, but in 1916, for financial reasons, pressure was brought to bear to cancel the American contracts. The inadvisability thereof was pointed out, but the advantages were considered to outweigh the disadvantages and for the time being the American contracts were cancelled. However, in 1916, it was found absolutely necessary to re-open these contracts to the extent of some 70 lorries per week.

Contracts for Holt caterpillar tractors and four-wheeled-drive lorries which had been placed in America were not cancelled, as similar machines were not produced in this country. Attempts were made in 1916 to manufacture these tractors in this country but the numbers produced were small and were not employed in the British Army owing to the lack of interchangeability of the parts.

As time went on it was found that others were cutting into the field of mechanical transport production owing to the increased requirements for aero engines, tanks, &c., and overlapping was found to be taking place between the Mechanical Transport Directorate and the Ministry of Munitions. The result was that the whole of the provision of mechanical transport vehicles was handed over to the Ministry, the personnel of the Transport Directorate dealing with this work, going over to the Ministry.

The War Office continued to be responsible for the allocation of the mechanical transport to the Army, Air Force and all other Government departments, the Ministry of Munitions being responsible for the provision on periodical bulk demands forwarded to them by the War Office. This procedure continued throughout, but at no time did supply meet demand.

* See also p. 593.

As demobilization came into operation and the armies decreased in size, a considerable amount of mechanical transport vehicles and stores became surplus to Army requirements. The arrangement for the disposal of these surplusses was undertaken by the Ministry of Munitions, who appointed representatives in all theatres for this purpose.

Reception of vehicles.—Soon after the despatch of the original Expeditionary Force a vehicle reception depôt was established at Aldershot. The accommodation there soon became insufficient and the reception depôt was moved to the L.G.O.C. garage at Camberwell. This in turn became inadequate and vehicles had to be parked on public highways, which was unsuitable for many reasons.

Search was then made for a suitable site, and the considerations governing the choice of the site were, that it should be close to London (in order to save time and petrol in despatching vehicles to and from the body builders); it should be near the personnel reception depôt, which was at Grove Park; it also had to be near a main line of railway and main road for easy access to the mobilization and embarkation depôts.

It was also essential that the vehicles should be enclosed in a ring fence in order that the numbers required for guarding might be cut down to the lowest possible minimum. It was desirable too, that, as far as possible, covered accommodation should be provided for the vehicles.

Large numbers of sites were viewed, and the majority of them were found to be lacking in most, if not all, of the requirements above mentioned. It was ascertained that covered accommodation for such a large number of vehicles could not be obtained, and it was, therefore, decided to take over Kempton Park Racecourse, which of all the sites inspected, fulfilled the greatest number of the foregoing conditions. This choice was justified, and the depôt worked successfully throughout. So far as labour and material was available, covered accommodation was provided for as many vehicles as possible.

Mobilization.—To carry out the mobilization of all mechanical transport units, a mobilization depôt was established on Salisbury Plain at Bulford. All vehicles, personnel and stores were collected at this depôt, formed into units and dispatched from there to the various embarkation depôts.

The growth of this depôt was very rapid, and early in 1916 it was reorganized and re-named "the Mobilization and Embarkation Area," and the various staffs of mechanical transport personnel at the embarkation ports, and the Caterpillar Workshop and Training School at Avonmouth were incorporated in it.

Personnel.—Previous to the outbreak of war, in connection with the subsidy scheme, a reserve of mechanical transport personnel had been formed, and wherever possible the driver of a subsidized vehicle was enrolled in this reserve, with the result that when the vehicle was called up on mobilization the original driver came with it. This scheme worked very successfully and sufficient personnel was forthcoming to meet the requirements of the Expeditionary Force.

Mechanical transport personnel which was originally enlisted under the voluntary system was paid at the rate of 6s. per day. This rate was only paid to skilled drivers and mechanics who passed a high test. Later on a lower rate was introduced for less skilled men, and when conscription came into force the 6s. rate was dropped.

The supply of skilled men soon fell far below the demand. It was therefore found necessary to set up training schools for both drivers and artificers. The main school for drivers training was established at Osterley Park, Hounslow, and the artificers schools at Aldershot, Grove Park and Birkenhead. These schools continued in operation, and large numbers were trained not only to meet the increasing demands of the mechanical transport service, but also to replace large numbers of mechanical transport men of high category from time to time transferred to the fighting arms.

In order to economise in man power, experiments were made in the employment of women to replace men on the lighter types of Army vehicles. These experiments were found to be successful, and large numbers of women were taken on and were enrolled in the motor driving section of the Womens' Legion.

As time went on and the supply of skilled women drivers grew too small to meet requirements, a special training school was established for instructing women drivers, and this was incorporated in the mens' school at Osterley Park.

The general man-power shortage led from time to time to a large number of mechanical transport men being transferred to the fighting arms and in all some 30,000 were transferred. This led to a very considerable dilution in mechanical transport personnel, which was reflected in increased casualties amongst the vehicles

and consequent strain on repairing facilities, together with a certain amount of disorganization through sickness amongst the low category men, as it was not realized that lorry driving in the forward areas imposed considerable mental and physical strain. Nevertheless, by judicious dilution, high category men were reserved for the forward areas and the low category men for the lines of communication, bases and work in the United Kingdom.

Demobilization.—Before demobilization took place it was realized that mechanical transport men would not be able to be released at the same rate as the fighting arms, as so much transport would be required for salvage work and to carry on the machinery of demobilization generally. Arrangements were, therefore, made that the demobilization of mechanical transport men should be carried out concurrently with that of other arms on a percentage basis.

Later on, however, owing to misrepresentations of the situation on the part of the Press, it was decided for a time to demobilize mechanical transport personnel at the same rate as other arms. The effect of this was that establishments of mechanical transport organizations were so reduced that the work could not be carried on in spite of the fact that large numbers of civilians were taken on to try and make good the shortage. The rate of demobilization was, therefore, slowed down, but still continued on a considerable scale and great difficulty was encountered in meeting the transport requirements.

Native personnel.—During the war, in order to save man power, wherever possible great attention was paid to the employment of natives. Special schools were set up in all theatres both for native drivers and artificers. The result, so far as economy in man power was concerned, was excellent; but from a purely mechanical transport point of view, there is no doubt that the native is not as efficient as the white man for the work, and vehicles suffered considerably and repairs were not so efficiently carried out.

Stores.—In 1914 the Mechanical Transport spare part organization was set up at Aldershot. The accommodation there soon became insufficient, and the stores were transferred to Shorts Gardens, London. This organization rapidly grew until no less than six sub-depôts were formed in London, and known as the Home Mechanical Transport Depôt, with its headquarters in the Holborn Restaurant. This organization developed into the largest stores of its kind in the world, and issued stores not only for the Mechanical Transport vehicles in the army, but also for the Royal Air Force and all other government departments.

The Home Mechanical Transport Depôt provided the demands from all overseas bases, but, owing to the shortage of supplies due to priority given to aircraft and tank programmes and the losses of stores through the enemy submarine activity, the greatest difficulties were encountered in meeting the demands. The loss of the majority of the stores at the Base Mechanical Transport Depôt, Calais, in August, 1918, due to fire, had a severe effect on the supplies to all theatres, as a re-allotment of consignments had to be made, in addition to depleting the stocks at home. It was only possible to maintain the Mechanical Transport vehicles with a sufficient supply of spares in the various theatres by very careful distribution from the main stocks at Home Mechanical Transport Depôt.

Repairs.—A central repair organization was originally set up at the London General Omnibus Company Garage, Camberwell, and various sub-depôts were taken over from time to time as the work increased. However, in August, 1917, it was found absolutely necessary to obtain a larger workshop, and this was set up at Longhedge Works, Battersea.

However, at that time it was fully realized that much larger premises would be required, and that a central stores and repair organization was badly needed. No suitable premises could be found, and it was therefore decided to build, and a site of some 700 acres was obtained at Slough, and plans for the establishment were drawn up.

For various reasons there was considerable delay in getting the work of construction pushed through as speedily as was necessary, and its delay had far reaching effects, one of the most important being that vehicles requiring repair or for disposal as no longer being required for the Army, which were returned from overseas in large numbers, had to be accommodated at Kempton instead of being sent to Slough, where proper provision had been made in the scheme for their storage. It was fully realized that Kempton was not altogether a suitable place for storing this vast quantity of vehicles, as very little hard standing ground or covered accommodation was available. By means of a careful drainage scheme, and the removal and storage of all parts that would be depreciated by damp, all possible precautions were taken to prevent them

deteriorating while standing in the open. Unfortunately, however, in December, 1918, pressure was brought to bear for Kempton Park to be evacuated in order that racing might be resumed. It was pointed out at the time that the movement of these vehicles at a time when the ground was in a very wet condition was undesirable, but in spite of this it was decided that the evacuation must be proceeded with with all possible speed.

As was anticipated, the ground was very badly cut up and the drainage system destroyed, with the result that the vehicles became bogged and considerable damage was done in extricating them. Further, this evacuation took place at a time when demobilization had so reduced the personnel of mechanical transport that there were not sufficient skilled men left to do the work, with the result that semi-skilled men had to be employed, all of which tended to impede the work and damage the vehicles. However, these difficulties were eventually overcome, and vehicles were evacuated to Slough in large numbers, where good standing ground had been constructed.

General notes on mechanical transport.—Up to the time of the Armistice and on the 15th March, 1919, the total numbers of vehicles and personnel employed were as follows :—

—	On 11th Nov., 1918.	On 15th March, 1919.
Personnel	173 570	125,021
4 wheeled vehicles .. .	85,138	86,029
Motor cycles	34,711	35,805

No radical change in the organization of mechanical transport was found necessary during the period under review, but considerable detailed improvements were adopted, such as the limitation of the numbers of types of vehicles employed, elimination of unserviceable and out-of-date types, the improvement of existing designs and the creation of new types of vehicles for special purposes.

In 1918 a bureau of technical intelligence was formed to collect and classify all technical data on the working of mechanical transport under war conditions. It is considered that the experience gained during the war in the design and running of the various types of mechanical vehicles will be of immense value not only to the war department but to manufacturers generally.

Mechanical transport vocabulary.—In the early days great difficulty was experienced by units in demanding accessories and consumable stores, as it was never quite clear whether demands should be made on mechanical transport, Royal Army Service Corps, supplies or ordnance. To meet this difficulty steps were taken to publish a mechanical transport vocabulary of accessories and stores, and this was duly brought out in the middle of 1918. This had the result of putting the whole matter on a satisfactory footing, the number of items stocked was considerably reduced, and, as every item was given a part number, the demanding and issuing of miscellaneous mechanical transport stores was greatly simplified.

Road Transport Board.—In February, 1918, the Road Transport Board was formed to co-ordinate all civilian transport in the United Kingdom. An officer of the War Office Transport Directorate was nominated a member. Subsequently consideration was given to the transfer of the functions of this Board to the Ministry of Ways and Communications.

Mechanical Transport Board.—This Board was formed in 1917 and consisted of four military members and four civilians, under the chairmanship of the Quartermaster-General.

It met frequently and its counsels on matters of policy were invaluable. Three sub-committees were formed, each with a member of the Board as chairman, dealing respectively with :—

- (a.) Technical matters.
- (b.) Lands and buildings.
- (c.) General administration, efficiency and economy of working of mechanical transport.

Administration.—Owing to the enormous growth of mechanical transport during the period under review, it was found that in January, 1918, the then present administrative staff was totally inadequate to deal with the work and in January, 1918,

on the recommendation of the Mechanical Transport Board, the staff was considerably augmented. Subsequent to the Armistice, however, certain reductions took place and further reductions were made as the work decreased.

Throughout the war the War Office was called upon to provide a large amount of transport for other than military services, examples of which are as follows :—

Ministry of Munitions.	Road Board.
Post Office.	Railways.
Office of Works.	

After the Armistice, however, steps were taken to reduce the amount of non-military transport, and arrangements were come to for the other Government departments to take over the Army vehicles and employ civilians.

In addition to the above-mentioned services, at a time when the food situation in this country was critical, the War Office undertook the work of receiving large numbers of agricultural tractors, which were sent from America in parts, and reconstructed them and trained personnel to drive them. A company was formed at Liverpool for the purpose, and large numbers of tractors with trained crews were despatched all over the country to assist the Board of Agriculture in their work of increasing the food supply of the country. The work done by this company was invaluable and was carried on for about a year, at the end of which time the whole of this service was handed over to the Board of Agriculture.

The following are the outstanding features of the working of mechanical transport in the various theatres :—

France.—The experience gained in the working of mechanical transport in this theatre led to a certain reorganization of units in December, 1917, the most important of which was that the Divisional Supply Columns and Ammunition Sub-Parks were abolished, and a new organization known as a Divisional Mechanical Transport Company took their place. This brought about a considerable saving in both vehicles and personnel and has worked very satisfactorily.

During the March offensive the fifth repair shop had to be evacuated, and the third repair shop had to be moved from St. Omer. This necessarily seriously affected the mechanical transport repair organization and the output of repaired vehicles was considerably reduced at a time when the wastage in mechanical transport was exceptionally high. However, this deficiency was made good by the despatch of a large number of vehicles from home reserves and no breakdown occurred.

Throughout the war one of the greatest difficulties which had to be met was the inability to obtain a sufficient supply of new and repaired vehicles to enable a stock to be held at home to meet sudden emergencies of the above nature. As previously mentioned, the supply of new vehicles never completely met the demand and the necessity for an increased output of repaired vehicles to supply the deficiency was one of the strongest arguments in favour of the large central repair organization at Slough, which had been so strongly advocated.

The operations up to the time of the Armistice put a very heavy strain on mechanical transport and reduced the reserve in this country to a dangerously low figure, and undoubtedly, if operations had continued on the same scale, great difficulty would have been experienced in maintaining the mechanical transport services. This difficulty was foreseen and every effort was made to increase the output of existing repair shops and to press on with the completion of the Slough shop.

The reduction of the armies overseas, however, altered the situation considerably, and it was decided that Slough should be used partly to maintain the vehicles in the Army of Occupation and also to recondition for sale all the vehicles no longer required by the War Department.

The tendency to substitute mechanical transport for horse transport has been more and more marked throughout the period under review, and experiments in the transportation of field guns and machine-gun battalions by mechanical transport have been made. This change was about to take place just prior to the signing of the Armistice, but it was ultimately decided to proceed no further with this alteration.

Just prior to the Armistice the question of provision of a large number of cross country tractors for use in the special operations in the spring of 1919 was under consideration. For some time prior to this the mechanical transport experimental section had produced various types of tractors, and comparative tests were about to be carried out between these and tractors of a similar nature built in America. Owing to the

cessation of hostilities it was decided not to proceed further with this project, but the experiments are still being continued with the view to producing a type of tractor which would be suitable for this special work.

Italy.—When the operations in Italy first commenced, a large amount of mechanical transport was sent overland from France, but owing to the wear and tear caused by the overland journey and to the fact that the particular conditions of road in Italy were not suitable for the heavy type of vehicle used in France, arrangements were made for the purchase of Italian mechanical transport vehicles, particularly Fiat lorries and cars. This saved considerable delay and loss which would have occurred if the vehicles had been sent from home, and, in addition, a type of vehicle more suitable for the mountainous country than those built in England was secured for the British forces.

The heavy vehicles originally sent from France were gradually withdrawn and replaced by the above-mentioned lighter type. This of course necessitated a certain amount of re-organization in the existing companies and a slight increase in personnel, which, however, was found to be justified, as the wear and tear on both vehicles and roads was found to be much less than with the heavier type.

The mechanical transport in Italy subsequent to the Armistice was gradually closed down, and a large number of the vehicles were transferred to Salonica and other theatres.

Eastern theatres.—The outstanding feature of the mechanical transport in Eastern theatres was the way that it was worked successfully under conditions which were thought impossible in pre-war days. The absence of roads, long distances travelled, and climatic conditions generally, made the successful employment of mechanical transport a very difficult problem. However, these difficulties were overcome, and much valuable experience was gained in the working of self-propelled vehicles in tropical and undeveloped countries.

Mechanical transport was used in many ways other than in the supply of food and ammunition and the haulage of guns. Lorries were adapted to work on rails, Ford cars were used as light armoured cars, and in various other ways mechanical transport contributed greatly to the success of the operations.

(iv.) HORSE TRANSPORT.*

Personnel, horse transport and supply units to 19th March, 1919.—As in the case of the mechanical transport the expansion of the horse transport and supply services was immediate and far-reaching. With the growth of the Army, the Royal Army Service Corps was called upon to supply personnel for services outside the scope of their ordinary activities. Horse transport drivers were provided as 1st Line transport drivers for various units. Clerks were supplied for the headquarters of formations, such as armies, corps, &c., and for headquarters of Commands at home.

Whereas at the outbreak of war the total strength of the Royal Army Service Corps comprised 450 officers and 9,976 other ranks, on the date of the Armistice the strength had increased to 11,564 officers and 314,824 other ranks. Demobilization reduced these figures to 8,704 officers and 201,313 other ranks at 19th March, 1919.

It must be remembered that the formation of a large number of additional divisions not only entailed the mobilization of numerous horse transport, mechanical transport and supply units, but that arrangements had rapidly to be made to deal with the supply and transport arrangements for the large number of troops under training in this country.

Officers.—The mobilization of the Special Reserve, Royal Army Service Corps and the re-calling to the active list of retired officers of the Royal Army Service Corps was totally inadequate for the fulfilment of the large demand for officers, and therefore, on the outbreak of war, immediate steps were taken to grant a considerable number of "direct" temporary commissions to gentlemen whose experience in civil life fitted them for work in either horse transport, mechanical transport or supply branches.

These officers were given a short course at Aldershot (horse transport and supply), Park Royal, Blackheath or Woolwich (horse transport), and at Grove Park (mechanical transport), and then sent overseas, either as reinforcements to relieve Regular officers who were sent home to form new units or to assist in the training of recruits, or else on the staff of new units being despatched from this country.

This scheme worked well in the early days, when the material from which to select was readily forthcoming. But later, when the difficult period was tided over, officer Cadet companies were formed, at Aldershot for horse transport and supply and at Grove Park for mechanical transport. At the time of the Armistice some 4,170 Cadets had been granted commissions.

These Cadet companies were subsequently closed down.

During the early part of the War it was not found possible to spare many Royal Army Service Corps officers to go to fighting arms, but as the war progressed, arrangements were made to allow such young Royal Army Service Corps officers who volunteered and could be spared to transfer to fighting branches.

This system obtained until May, 1917, when, on a proposal put forward by the Quartermaster-General, all such officers of the Royal Army Service Corps horse transport and supply serving in France and at home who were born after the 1st May, 1887, and who could be spared without impairing the efficiency of the Service were compulsorily attached to fighting arms for the period of the War. The proposal was approved by the Army Council. Later this system was extended to the other fronts and to some extent to the mechanical transport branch. It resulted in the provision of 1,225 young officers for fighting arms.

At this period it was decided to consider no candidates for a commission in the Royal Army Service Corps under the age of 35, though exceptions were made in the case of those certified as medically unfit for fighting arms, and of those who possessed highly technical qualifications for mounted transport duties.

Labour.—To provide the necessary labour at the ports of disembarkation a large number of labourers were specially enlisted into the Royal Army Service Corps, and thirty-eight Royal Army Service Corps Labour Companies were formed, with an approximate strength of 19,000. The majority of these companies worked in France

With two exceptions, consisting of naval labourers subsequently transferred to the Royal Marines, all these companies were transferred *en bloc* to the Labour Corps in August, 1917.

Territorial Force, Royal Army Service Corps.—In September, 1916, the whole of the Territorial Force, Royal Army Service Corps, was merged into the Regular Royal Army Service Corps, thus facilitating the repostings and redistributions of personnel in the corps as a whole.

* See also p. 181.

Horse transport personnel.—All mobilization arrangements had been based on an establishment for an expeditionary force of six divisions, which, to mention the more important units only, meant the provision of—

- 6 divisional trains.
- 6 reserve parks.

Subsequently the following units were formed :—

- 72 divisional trains.
- 36 auxiliary horse transport companies.
- 28 local service companies.
- 23 reserve parks.

The reserve parks in most cases lost their identity and became auxiliary horse transport companies or local service companies. The mobilization of these units and the provision of trained personnel to complete them and reinforce them in the field necessitated the provision of large horse transport depôts. These were originally No. 1 and No. 2 Reserve Horse Transport Depôts at Deptford and Islington respectively. They were moved in February, 1915, to Park Royal and Blackheath. No. 2 Depôt Company, Woolwich, and No. 3 Depôt Company, Bradford, became in due course Nos. 3 and 4 Reserve Horse Transport Depôts, dealing with smaller numbers of recruits but on similar lines to Nos. 1 and 2. The strengths of these Reserve Depôts remained very high throughout the war, as, owing to the policy of transferring fit men to the infantry and cavalry, training was being carried out continuously until the Armistice to enable the provision of drafts of the lower categorized men for substitution purposes. The category "A" men were assembled in the depôts moreover for purposes of transfer.

After the Armistice, it was decided to reduce Nos. 1 and 2 Depôts as speedily as possible. Shortage of retainable personnel, combined with a certain restlessness which became apparent among the troops in the depôts rendered it inadvisable to continue training, and on 2nd January, 1919, Expeditionary Forces were notified that no reinforcements would be dispatched from this country. Training was later resumed in the training establishments at Woolwich, Aldershot and Bradford. Park Royal was disbanded, while Blackheath was maintained mainly for the reception of cadres from overseas and the mobilization of such units as might be required from time to time. No. 1 Depôt Company for service at Aldershot and No. 1151 H.T. Company, R.A.S.C., for duty at the Supply Reserve Depôt, Deptford, were formed there. The strength of No. 2 Reserve Horse Transport Depôt at 19th March, 1919, was 39 officers and 532 other ranks.

Supply personnel.—As regards supply personnel "K" Company, Aldershot, carried out the functions of mobilization and training for supply units and drafts; but the large increase in the numbers of men required necessitated its removal to Bath where it was reorganized and enlarged and its nomenclature changed to the reserve supply personnel depôt. After a short sojourn in Bath, the unit was moved to Prees Heath and finally to Hastings where it was finally disbanded. Sufficient personnel was taken from it to re-constitute "A" supply company, Aldershot, which will act in future as a training and reception depôt for all supply personnel at home.

The following will give some idea of the expansion of the supply branch of the Royal Army Service Corps.

The units formed on mobilization were :—

- 6 field butcheries.
- 6 field bakeries.
- 8 railway supply detachments.
- 30 depôt units for supply (5 per division).

The field butcheries and bakeries were later reorganized to economize personnel on a basis of 1 per 3 divisions and the depôt units of supply (so far as the main theatres of war were concerned) were absorbed into lines of communication supply companies at 1 per 3 divisions.

There were in existence at the date of the Armistice :—

- 20 field butcheries.
- 31 field bakeries.
- 37 lines of communication supply companies.

Railhead supply detachments took the place of railway supply detachments, for the purpose of controlling the issue of supplies off rail, at the railhead.

Of these 71 were in existence on the 11th November, 1918.

Difficulties arose later in the administration of the supply personnel in commands at home. Supply companies were therefore formed in each command to hold on their strength all the supply personnel in the command, not already borne on the establishment of a Royal Army Service Corps unit. "C" supply company was at the time working on these lines at Aldershot.

Central bakeries largely superseded field bakeries and resulted in a great saving of personnel.

Economy in personnel.—The increasing importance of economy in man power resulted in a series of steps being taken to relieve men of higher medical categories for the fighting arms and to substitute them in the Royal Army Service Corps where possible by men of lower categories, women and natives.

In November, 1916, it was decided that a start should be made by the substitution in this country of all Royal Army Service Corps privates and drivers of Category "A," who were not technically skilled tradesmen, by "B" and "C" men; the "A" men thus relieved being transferred to the infantry, artillery and machine gun corps.

This was of necessity a slow process, as on the one hand it was important not to cause serious dislocation in the administrative services by the sudden withdrawal of large numbers of trained men, while on the other hand no withdrawals could take place until "B" and "C" recruits to replace them became available and had been trained.

However, on the date of the Armistice, other ranks, to the number of 82,638, had been so transferred to fighting arms. Other steps to this end were taken as follows :—

- (a.) It was insisted that all home supply depôts should employ not less than 75 per cent. women clerks.
- (b.) All increases of clerks at Command Headquarters and in the Royal Army Service Corps administrative offices were filled, whenever possible, by civilians over age or by women.

In France, "A" men in the lines of communication and where possible in field units were "combed out." The arrival of eight Cape Boy Auxiliary Horse Companies from South Africa released approximately 2,300 men.

Wherever possible at the bases, men were replaced by women.

In Egypt, all Royal Army Service Corps horse transport establishments were organized on a basis of 50 per cent. native strength.

In Salonica a considerable number of Macedonians, Cypriotes and Maltese are employed in divisional trains and field ambulances.

Large drafts of low category men were sent out to France and Egypt during 1918 for substitution purposes, resulting in the release of 6,220 category "A" men for fighting arms.

Reduction of units.—Over and above those units whose disbandment has been mentioned above, the following units were disbanded between the date of the Armistice and 19th March, 1919 :—

The Command Depôt, Royal Army Service Corps.
540th Company, Dublin.
69th Railhead Supply Detachment.

Personnel from 4 divisional trains, 7 mixed brigade trains and 3 local auxiliary horse transport companies attached to Territorial Force Reserve Brigades were formed into 10 horse transport companies for duty with reserve infantry brigades, and the disappearance of the parent units was undertaken later.

Overseas, the following units had been disbanded at the date in question :—

22nd Divisional Train, Salonica.
361st (21st. Auxiliary) Horse Transport Company, Salonica.
854th Auxiliary Park Transport Company, 28th Divisional Train, Salonica.
855th Auxiliary Park Transport Company, 28th Divisional Train, Salonica.
856th Auxiliary Park Transport Company, 28th Divisional Train, Salonica.
20th Field Bakery, Constantinople.
163rd Horse Transport Company, Constantinople.
799th Horse Transport Company, Constantinople.

(v.) REMOUNTS.*

The immediate problem contemplated before the outbreak of war was to mobilize horses within some 10 days for the whole of the Expeditionary Force and the whole of the Territorial Force, and further to provide three months' supply in order to replace casualties in reserve units behind the armies. This demanded a total number of 165,000 horses, whereas the peace establishment was 25,000, with a horse reserve (subsidized and registered) of 25,000. The remainder of the horses required, approximately 115,000, were obtained by impressment under a decentralized scheme which had been elaborated during the preceding two years. Further arrangements existed for immediately despatching a Remount Commission to North America to provide for the maintenance of horses in the Armies during the war; similar arrangements for purchase existed in the United Kingdom.

The establishment of horses was raised from 25,000 to 165,000 in 12 days. Immediately, however, the policy of raising new armies was decided on, an increase of the horse purchasing arrangements, both overseas and in the United Kingdom, became necessary. The horse purchasing Commission in Canada and United States was largely increased. Arrangements were made to purchase mules in Spain and in the United States; while the Indian Government was asked to undertake horse purchasing on our behalf as well as their own in Australia, and purchasers from England were sent out to augment those available from India.

By these means 467,973 horses were purchased in the United Kingdom, and 617,935 horses and mules were imported from Canada and the United States of America; 28,000 horses were brought to Egypt and France as remounts for the Imperial Government from Australia and New Zealand. An attempt was made early in the war to purchase mules in Spain, but only 3,000 were obtained, and subsequently purchase in that country was found to be impossible. 700 mules were bought in Portugal. South America was drawn on for 6,819 horses and cobs, and 1,630 mules were sent from there to East Africa.

The number of horses and mules landed in the United Kingdom up to and including 2nd December, 1918, was as follows:—

—	Horses.	Mules.	Total.
Canada and United States of America	411,206	206,729	617,935
South America, Argentine and Uruguay	6,148	..	6,148
India	331	..	331
Spain	2,889	2,889
Total	417,685	209,618	627,303

On the 30th November, 1918, there were 791,696 animals in the Army, of which 735,409 were horses and mules; the distribution is shown in Appendix III.

The supply of horses and mules for India and Mesopotamia was arranged for by the Indian Government, as far as possible by purchase in India, Australia and China, respectively.

The number of mules to be obtained in China and India was limited, and had to be supplemented from South America, and all arrangements for the purchase of the latter as also for the shipment to India of the animals from these various countries were made by the War Office direct with the Ministry of Shipping.

As a great majority of the animals came from the Southern Hemisphere they required a considerable time in India for acclimatization. As shipment was impossible during the summer months, India had, therefore, to estimate her requirements nearly two years in advance.

529,564 horses and mules were cast and sold, died, destroyed and missing in all theatres. The percentages of wastage are shown in Appendix IV.

* See also p. 396.

The number of horses and mules in the Army at different dates were as follows :—

On mobilization	25,000
On completion of mobilization	165,000
On 31st December, 1915	660,000
On 31st December, 1916	797,174
On 31st December, 1917	809,248
On 30th November, 1918	735,409

(On 30th November, 1918, there were also 56,287 camels, bullocks and donkeys in the various theatres.)

When the bulk of the Australian and New Zealand contingents were transferred to Europe, the Imperial Government undertook the supply of horses and, in January, 1915, the supply of the Canadian contingents was similarly taken over. In March, 1916, the supply of animals for the Belgian Army was also undertaken.

Some 18,000 animals were supplied to American divisions in France.

When the Food Production Department of the Board of Agriculture was inaugurated, they required a number of horses for work on the land. The organization of the Remount Department was placed at their disposal with the result that 6,792 horses were purchased for them, and 3,200 Army horses, no longer suitable for military purposes, were transferred.

Further, arrangements were made for the loan to the department of draught horses to be conditioned by them at their prisoners of war ploughing camps. These horses were returned to the remount depôts when fit and replaced by others.

Extensive depôt accommodation was necessary for the reception and conditioning of animals imported into and purchased in the United Kingdom. In August, 1914, remount depôts held 1,695 animals; on 31st October, 1917, there were 47,371, and 31,667 on 30th November, 1918. Military depôts were from time to time augmented by local civilian organizations employing labour which was ineligible for enlistment. The increasing competition of better paid employments made these civilian depôts difficult to maintain. The strength in military personnel of the Remount Department on 1st August, 1914, was 351 officers and other ranks; on 30th November, 1918, it consisted of 18,766 officers and other ranks.

Owing to the necessity of releasing from remount squadrons at home all personnel fit for more active service, and their replacement by men of low category, inferior physique, and generally without previous knowledge of horses, the work of training and conditioning horses and maintaining the rate of output became one of increasing difficulty. The turnover of men was continuous during the last 2 years of the war; during the 6 months, 1st January to 30th June, 1918, 2,534 of all ranks were transferred to other units, and 816 were released for coal mining, shipbuilding, &c., *i.e.*, the personnel was changed at the rate of some 40 per cent. per annum.

Soon after the signing of the Armistice the sale of surplus animals commenced under arrangements made for demobilization. All animals were divided under a veterinary classification as follows :—

- (a.) 5 to 8 years of age.
- (b.) 8 to 12 years of age.
- (c.) Over 12 years of age.
- (d.) For destruction;

and the *c* and *d* class animals were disposed of first.

Repatriation of animals from France commenced on 9th January, 1919, and by 15th March the number of animals reported as disposed of in all theatres was 225,812, for a total of 7,639,560*l.*

	£	s.	d.
For work, horses averaged	37	3	3
„ mules	36	10	8
„ camels	22	0	2
„ donkeys	9	1	6
„ oxen	1	17	4

For meat, the average prices obtained for animals were :—

	£	s.	d.
In United Kingdom	20	4	4
„ France	19	2	9
„ Italy	40	10	4
„ Salonica	11	11	0

(vi.) VETERINARY SERVICES.*

The establishment of the pre-war Army Veterinary Corps was too small to provide trained personnel for cadres of all veterinary units required on mobilization.

The number of officers required for the Expeditionary Force on mobilization was 192; only 109 were available.

The deficiency was made up, after considerable delay and difficulty, by engaging civilian veterinary surgeons and giving them temporary commissions: while home requirements were met to some extent by employing veterinary surgeons locally at civilian rates of pay.

By dint of constant advertisement, appeals both through professional organizations and individually to every eligible veterinary surgeon in the United Kingdom, by the assistance of the Colonies in sending home suitable graduates in response to our requests, and by means of the Military Service Acts, it was ultimately found possible on a minimum basis to meet all demands for veterinary officers required to complete the establishments of Expeditionary Forces, India and Home Commands.

Early in 1918 the distribution of officers was very carefully reviewed, and many changes were carried out in order to economize personnel and increase professional efficiency. By this redistribution it was possible to increase considerably the number of officers in India, Mesopotamia and the Sudan, without adding to the existing officer cadre of the corps. At the same time the number of civil veterinary practitioners employed in the United Kingdom and Ireland was greatly reduced.

In July of 1918, the supply of young graduates from the British schools was practically exhausted, but there were still a certain number of veterinary practitioners who might be made available for military duty. In order to deal with these a Veterinary Tribunal was formed in September, 1918, and had only begun to function, when the Armistice was declared. During the short duration of its activity the Tribunal was able to place a few practitioners at the disposal of the Military authorities, and there can be no doubt that had it been formed earlier in the war the difficulty in obtaining suitable candidates for Commissions in the Royal Army Veterinary Corps might have been greatly lessened.

The systematic training, both technical and military, of young officers was carefully reorganized. On 11th November, 1918, there were serving as officers of the Royal Army Veterinary Corps, 1,100 Civil Veterinary Practitioners holding Territorial Force, Special Reserve, or Temporary Commissions. On the 15th March, 1919, about 130 of these had been demobilized, disembodied, or gazetted out, and steps had been taken to release the majority of the remainder who were anxious to return to civil life.

The number demobilized would have been greater, but for the circumstances that sales of animals in Army areas in France were all carried out through veterinary evacuating stations and mobile veterinary sections, necessitating the maintenance of these units at full strength long after they had ceased to be required for dealing with sick and wounded animals. Similarly, veterinary hospitals, although they only had few patients, were carrying out sales and holding a good many animals awaiting sale; all of which delayed their break-up and meant holding officers.

The number of warrant and non-commissioned officers and men available on mobilization was 322; the number serving on 11th November, 1918, was 26,146.

During the war the policy of transferring to combatant arms all available non-commissioned officers and men of suitable age and medically fit was rigorously carried out. The position was reviewed monthly and no case was overlooked.

These transfers threw a considerable strain on reserve veterinary hospitals at home, which had to train men in replacement amounting to nearly 50 per cent. of their establishment. This work of training proceeded in conjunction with the normal work of veterinary hospitals, where no extra establishment was allowed for training purposes.

Between 11th November, 1918, and 15th March, 1919, nearly 7,000 men were demobilized or discharged.

The maximum number of patients under treatment at one time in veterinary hospitals and convalescent depôts at home and overseas during the war reached 90,000. This figure fell considerably before hostilities ceased and on 11th November, 1918, it was under 60,000, including about 3,000 camels. On 15th March, 1919, only about 22,500 animals remained under treatment. This reduction in the number of sick

* See also p. 187.

enabled corresponding reductions to be made in the Royal Army Veterinary Corps personnel employed in veterinary hospitals and convalescent horse depôts.

At the outbreak of war the following Royal Army Veterinary Corps units were formed and proceeded overseas with the original Expeditionary Force :—

Veterinary sections for 250 patients each	8
Mobile veterinary sections...	14
Base depôt of veterinary stores	1

These were expanded in size, varied in form, and increased in number, until they reached the following totals spread over all theatres of active operations :—

Veterinary hospitals for 2,000 patients each	18
Veterinary hospitals for 1,250 patients each	10
Camel hospitals for 1,250 patients each	4
Veterinary convalescent depôts for 1,200 patients each	5
Veterinary evacuating stations	16
Mobile veterinary sections	80
Field veterinary detachments	2
Base depôts of veterinary stores	6
Veterinary field bacteriological laboratories	4

In addition the following veterinary units were provided from India :—

Indian field veterinary sections for 250 patients each	15
Indian veterinary convalescent depôt for 800 patients	1
Indian veterinary convalescent depôt for 400 patients	1
Indian mobile veterinary sections	15
Indian base depôt of veterinary stores	1
Indian field veterinary detachments	3

It will be seen that an entirely new unit termed a Veterinary Evacuating Station appeared during the war. One of these units was allotted to each corps headquarters in France and Italy. It received sick and wounded animals from the mobile veterinary sections, attended to them more carefully than could formerly be done, and undertook their evacuation and care *en route* to veterinary hospitals. These veterinary evacuating stations greatly facilitated the evacuation of sick animals and saved animal wastage and suffering.

The value of the assistance rendered by the Royal Society for the Prevention of Cruelty to Animals was very considerable. In 1914, the Society released its inspectors in order that they might enlist in the Royal Army Veterinary Corps (where most of them proved valuable as non-commissioned officers), and in addition did much to obtain suitable recruits for the corps by canvassing, and by the judicious selection of likely volunteers. The Society purchased and supplied in large quantities the material for buildings and horse tents for the purposes of veterinary hospitals with the British Expeditionary Force in France; also a number of horse ambulances, both motor and horse drawn. Other important gifts were: several complete sets of engines and machinery for chaff cutting and corn crushing in veterinary hospitals; installations for horse-carcase economiser plants; electrically-driven apparatus for clipping and grooming; the purchase of the necessary equipment for the Central Veterinary Research Laboratory at Aldershot. The total money expended in these gifts amounted to 150,000*l.*

As the number of animals increased with the expansion of the various Expeditionary Forces, the demand for farriers far exceeded the number available from the civil trade, and necessitated large numbers being trained. This training was carried out by the Royal Army Veterinary Corps, who were able to keep the army supplied with farriers and shoeing-smiths during the war. For this purpose four Army Schools of Farriery were established, one in France and three at home. At the height of their activity in 1916-1917, these schools had as many as 1,200 men of all arms in training at one time.

A reform gradually introduced by the aid of the School of Farriery, and now solidly established, was the abolition of the insufficiently trained "cold shoer" and his replacement by a competent shoeing smith.

There was no breakdown in the arrangements for the supply of veterinary equipment and medicines to meet all the requirements of the war, although at times

the difficulties were very serious. During the war the equipment was modified, and those improvements in medical and surgical science which are applicable to the lower animals were as far as possible introduced.

During 1918 an exhaustive examination was made of the whole system under which veterinary stores were issued and expended, and considerable economy was effected. This saving was brought about chiefly by insisting upon the utilization to the full of existing supplies before issuing fresh material, and by substituting drugs of proved value for many expensive preparations of doubtful utility.

The centre of all this work was the Army Veterinary Stores at Woolwich, which, owing to the foresight shown when they were originally built in 1908, were capable of expansion to meet the constantly increasing demands for veterinary equipment.

In 1915 the Army Veterinary Service undertook the manufacture and supply of mallein required for military purposes, and up to 15th March 2,624,776 doses were issued. Before 1915 all mallein was purchased from civil sources at more than six times the cost of its production under the above arrangements. After deducting all cost of manufacture, including pay of personnel, the saving is estimated at more than 28,000*l.*

The health of the animals at home and in all theatres was maintained throughout at a higher standard than in any former War. This standard showed a steady improvement in the later stages of the War, with the result that after the demobilization of animals began, there was no check, on account of disease, in the disposal of surplus animals.

The decrease in contagious disease, that became so marked in the middle of 1918, continued. Glanders and mange, the principle scourges of animals in former campaigns, were kept under control. The loss from glanders was negligible, and the ascendancy in control of mange is best illustrated by the fact that the percentage of animals affected or isolated under suspicion in France and the United Kingdom declined from about 3 per cent. in March, 1918, to under 1 per cent. in March, 1919.

The average annual mortality from disease and injuries of all animals of British Forces at Home and with the Expeditionary Forces was less than 14 per cent. for the whole period under review.

The prevention of equine pneumonia, a cause of heavy wastage among newly-purchased animals, was placed on a greatly improved basis with a proportionate reduction of mortality.

A large amount of research was carried out during the War, and in order to co-ordinate this work and provide for its continuance there was established in 1918 the Central Veterinary Research Laboratory at Aldershot, which proved the greatest value in investigating animal diseases and dietetics.

Although due credit must be given to the part played by scientific research in the successful veterinary work during the war, nevertheless the low mortality and high standard of health of the animals was largely the result of the constant training in animal management fostered by all ranks of the Army Veterinary Services, and constant representations on all matters connected with health and disease. This is the basis of veterinary preventive medicine, and is the most important of the many duties of the Veterinary Service with an army, either in peace or war.

The mortality figures of the British Remount Commission in Canada and America which, during the earlier stages of its operations, compared unfavourably with results obtained elsewhere, showed a marked improvement during 1918-19, as the result of a thorough re-organization with more effective veterinary control of the arrangements, and the adoption of more scientific methods.

The average mortality from all causes in horse and mule freight ships and transports conveying animals on ocean routes was under 1 per cent. for the whole war; this is a very remarkable record, and may fairly be attributed to the adequate measures taken by the Army Veterinary Service to ensure the health of the animals when shipped and their care on board ship. To illustrate the perfection to which arrangements were brought it may suffice to mention that out of 196 ships which carried animals from Canada and America to England during 1918, 76 completed the voyage without losing a single animal.

An important economic development of the work of the Army Veterinary Service during the war was the organization of arrangements for the disposal of army horses and mules under the following headings:—

- (1.) Sale of animals for work in France.
- (2.) Sale of animals to horse butchers in France and Italy for slaughter under proper inspection for purposes of human food.

- (3.) Slaughter of animals for human food by Royal Army Veterinary Corps personnel in France and the United Kingdom.
- (4.) Conservation of fats and the manufacture, by means of special apparatus, of fertilizers and animal foods from the carcasses of those animals which were unfit for human food. Under this heading also are included arrangements for salving and sale of horse hides.

By means of the foregoing arrangements during the three years 1915-1918 many millions of pounds sterling were saved to the State, largely in actual cash, and partly by providing food and munitions of War, which otherwise would have had to be bought, and in many instances would not have been obtainable.

The following figures relate to animal-disposal work carried out by the Army Veterinary Service from 11th November, 1918, to 15th March, 1919, and are suggestive of the effect of these arrangements on demobilization generally :—

- (a.) Thirty-five thousand animals were disposed of for purposes of human food, either by sale or issue to prisoners of war, representing a financial return of approximately 780,270*l.*, *i.e.*, an average of 22*l.* per animal. This monetary saving does not represent the real value of the work which was carried out when there was a world-shortage of animal food.
 - (b.) By-products from animal carcasses to the value of over 35,000*l.* were sold.
-

(vii.) EQUIPMENT AND ORDNANCE.*

The duties of the Royal Army Ordnance Corps embrace the storage, issue, maintenance and repair of practically all war material other than food, forage and medical stores. These duties involved the maintenance of numerous depôts, workshops and other technical establishments both at home and in the field, and the employment of large numbers of men (and women) with special qualifications.

As with other branches of the Service, there was a considerable expansion of the personnel of the corps, which rose from a peace strength of 248 officers and 2,273 other ranks to 2,253 officers and 38,193 other ranks at the time the Armistice was signed.

Immediately after the outbreak of war steps were taken to procure and train officers and men for the more technical branches, while the other branches were augmented by the appointment of officers from the retired lists of both the Army and Indian Ordnance Department, and of civilians whose previous professional or commercial experience was considered likely to fit them for the duties in which they were to be trained. It must, however, be remembered that, with the exception of the retired officers, the new staff was wholly inexperienced in the duties of the Department—inspectors of ordnance machinery, armourer-serjeants and armament artificers, being skilled grades for which special technical qualifications are necessary, were especially difficult to obtain.

The carrying on of the work of the corps both at home and in the various theatres of war was not rendered any easier by the continual surrender of large numbers of its male employees, both military and civilian. In the case of the former, the clerks and storemen amongst the Royal Army Ordnance Corps were continuously "combed out," and "A" men under the rank of serjeant transferred to the fighting line, in exchange for men of lower medical categories. The general body of Corps tradesmen was not, from the nature of the employment, so adversely affected.

As regards civilian employees at home, all the eligible men who were not, after very careful scrutiny, adjudged indispensable were given up for military service.

The losses in numbers of both soldiers and male civilians were to a large extent made good by the employment of women.

Thus, in France, the places of some 700 soldier clerks and others were taken by members of the Q.M.A.A.C., and in practically all cases the results were most successful.

In the storehouses and workshops at the bases were to be found some 4,000 women and girls drawn from the local population.

In a similar manner the civilian establishments of the depôts and other organizations at Home had a quota of women allotted to them, and this was increased until it stood at 50 per cent. of the total. In this way the Corps was employing about 1,500 clerks and 15,000 in the storehouses and workshops.

The foregoing remarks show the steps taken to provide the personnel required by the Corps to enable it to carry out the functions allotted to it during hostilities. But while the signing of the Armistice brought an immediate relaxation in the efforts of the fighting troops, no such lightening of their labours accrued to the Royal Army Ordnance Corps. The process of demobilizing the armies in the various theatres, while producing a change in its character, did not lessen, but rather increased, the volume of the work to be performed. When it is realized that a very large percentage of the ranks of the Corps consisted of men of low medical category, and seeing that comparatively large numbers of even these men were among the first to be demobilized, the strain on the resources of the Royal Army Ordnance Corps can be appreciated.

As far as the work at home was concerned, the difficulty was met by the widely extended employment of civilian labour, largely drawn from the ranks of demobilized soldiers. Little or no such relief could be looked for in the Expeditionary Forces, with the result that the dispersal of releasable Royal Army Ordnance Corps serving therein was delayed. No efforts were spared to provide non-releasable men to take their places, but the resources of the Royal Army Ordnance Corps in this respect were by no means commensurate with the demands made upon it, namely, on account of the aforesaid low medical standard to which the corps as a whole had been reduced.

The same causes which occasioned the expansion of the personnel necessitated a very large increase in the accommodation occupied by the department for storage, inspection and other purposes.

* See also p. 195.

For equipment and general stores large warehouses were hired or built at or near various docks and railway centres, and, in particular, a very large depôt was constructed at Didcot for handling general stores and equipment. All the existing ordnance depôts throughout the kingdom were enlarged and new depôts were constructed at or in the vicinity of the new hutted encampments. The national filling factories of the Ministry of Munitions at Georgetown, Aintree and Chilwick were taken over to form the Central Ordnance Depôts for reception of guns, vehicles and general stores from theatres of war and from commercial premises and docks at home, and these depôts were rapidly filled.

Arrangements were made to take over all ammunition from the productive factories of the Ministry of Munitions, and ordnance depôts were formed at each factory. Ammunition was, by this means, taken over by the Army immediately it was ready; its storage or distribution, as necessary, being carried out by this department. The original agreement by which the Ministry engaged to hand over ammunition in completed rounds to the Army failed, and at the request of the Ministry it was taken over in components, the duty of completing them into rounds being arranged by the Army. The storage provided at each factory was originally planned as being sufficient to take a month's output, but owing either to increased output or other causes the accommodation never equalled this requirement. It was found necessary, therefore, to arrange for a large augmentation of magazine storage. Magazine depôts at Bramley and Altrincham were completed, capable of holding 240,000 tons, but these proved insufficient and the former depôt was later extended so as to accommodate a further 125,000 tons. The Didcot depôt was increased by about 100,000 tons capacity, and numerous smaller ammunition depôts were opened elsewhere. The site of the Bramley depôt, owing to the necessity of spacing between explosive buildings, covered an area of about $1\frac{1}{2}$ miles in length and over $\frac{1}{2}$ mile in width. The store shed for filled shell at one of the filling factories had an area of over 9 acres.

For the handling of clothing and boots, additional accommodation was obtained immediately after the outbreak of war by the construction of buildings in Battersea Park and by the hiring of large premises in London (such as Olympia, Commercial Buildings, Aldgate, White City, Great Central Goods Depôt, &c.), at Manchester, Southampton, York and other places. A clothing depôt was also opened at Leeds, with sub-depôts at Glasgow, Edinburgh and Sheffield, and storehouse accommodation at Bradford, Shipley, Huddersfield, Manchester, &c. The total floor space in Royal Army Clothing depôts on the 30th June, 1918, exceeded 2,000,000 square feet.

The war reserves of clothing at the outbreak of war served for little more than the fitting out and upkeep for a few weeks of the original Expeditionary Force of six divisions and a cavalry division. During normal times the manufacture of clothing had been practically confined to a few firms, the requirements being small and insufficient to attract a wide field of production. Large expansion could only be obtained gradually and, moreover, before clothing could be obtained the materials had to be manufactured. Trivial as this item may appear it is an example of the difficulties obtaining that the trade was wholly unable to meet the sudden call for buttons.

More expedients had, therefore, to be resorted to in order to clothe the men during the first rush of recruits. A supply of 500,000 suits of blue serge uniform was obtained, this material being the only colour procurable in sufficient quantities, and these uniforms were delivered at the rate of 10,000 suits a day. Greatcoats of blue and grey were obtained, and some four or five hundred thousand greatcoats of civilian patterns were purchased from ready-made stocks in the country. In addition, 1,300,000 jackets, the same number of trousers and 900,000 greatcoats were, in the early stages of the war, obtained from Canada and the United States. A contract was placed with members of leading clothing firms to organize smaller workers throughout the country, from whom a large output was obtained, but in this contract, until drab cloth became procurable, resort still had to be made to blue and grey material. Quantities of the former were obtained from the Post Office from stocks which that department had in hand. As a further expedient it was also decided to give the sum of 10s. to each recruit coming up with a greatcoat, boots and good suit of clothes, which he was required to wear after enlistment until uniform became available. Authority, and express orders, were given that all Officers Commanding should take steps to provide by local purchase boots, necessaries, mess utensils and other necessities for the use of their units. This resulted in supplies being purchased of whatever pattern or quality could be obtained.

Although in peace it was laid down that the maintenance of clothing of the

Territorial Force should, on embodiment, be taken over by the War Department, that was not possible, as the money necessary for the purchase of the required reserves, viz., over 200,000*l.*, had not been available from Army Estimates, and the equipment of the New Armies made the position even more difficult. Territorial Force Associations were, therefore, called upon to carry out this work for the units under their peace administration, a task which they performed on the whole with success. This inevitably put many purchasing and competing bodies in the field trying to obtain articles of the same description, but apart from this disadvantage it extended the possibilities and sources of supply.

The exceptional difficulty experienced in the provision of clothing for the greatly expanded forces can best be realized by a glance at the following table, which deals with a few items only :—

Article.	Provision during the year from 1st April, 1918, to 31st March, 1919.	Total provision from 4th August, 1914, to 31st March, 1919.
Boots pairs	9,163,000	46,973,000
Shirts	15,105,000	57,421,000
Socks	27,096,000	136,396,000
Jackets	7,106,000	31,764,000
Trousers	7,814,000	28,297,000
Cardigans	2,226,000	20,059,000
Great coats, dismounted	1,905,000	8,733,000
Caps	4,746,000	23,549,000
Pantaloons	2,998,500	9,874,000
Leather jerkins and fur undercoats (lined and unlined)	975,000	4,362,500
Boots, I R. trench { short	95,000	*
{ thigh	350,000	*

* Figures not available at present.

Gross.	Appropriations in Aid.	Net.
£	£	£
(a) 91,685,000	15,000,000	76,685,000
(b) 294,457,000	28,492,000	265,965,000

The provision of this involved the purchase of some 360,800,000 yards of cloth, serge, flannel, and other material from which the garments were manufactured.

Sixty-nine divisions were equipped for service with the various Expeditionary Forces, in addition to other divisions sent to India and troops which replaced Regular units withdrawn from garrisons abroad, &c., for service in the field.

The liability incurred for clothing from the beginning of the war to the end of March, 1919, amounted to 295,000,000*l.*, the normal peace expenditure under this head being 850,000*l.* per annum. In addition to this the appropriations in aid of Allies amounted to 29,000,000*l.*

In addition to the provision of normal clothing and stores for the Expeditionary Force, special requirements had to be met, such as fur and other winter garments, footgear and warm clothing for the trenches, none of which had been anticipated or provided for until practically the moment for their use had arrived. All these additional requirements involved the handling of enormous quantities of goods of a very varied description; for example, 3,000,000 goat and other skins, and many million square feet of sheep-skin leather, had to be obtained for the manufacture of fur and leather undercoats, and large numbers of long fur-lined coats were obtained from Canada and the United States. Large issues were also made from stocks to the Serbians and other Allied Governments, and to India.

During the war we had added to our clothing supply in France the troops of the Australian, New Zealand and Portuguese Forces, and were called upon to supply both clothing and equipment to the United States Army. Many items of their clothing differed from British patterns, necessitating new and varied provision. The introduction of labour companies from China, of Kafir boys from the Cape, and of other South African natives, as well as Indians and Egyptians, furnished a still more varied field for which clothing had to be found.

During the 12 months ending 30th June, 1918, 80,160 tons (weight) of clothing were issued from the Clothing Department to the bases of the various Expeditionary Forces.

The number of boots required annually for the peace establishment was about 245,000 pairs, which were produced by about 25 firms in the County of Northamptonshire. From the commencement of the war to March, 1919, about 47,000,000 pairs were ordered, exclusive of orders placed for Allied Governments. Boots were also procured from Northampton, Kettering, Rushden and the smaller towns and villages of Northamptonshire, from Leicester, Bristol, Leeds, Scotland and Ireland.

This result was only achieved by enlisting the aid of a civilian expert, to whom was entrusted the task of organizing the whole resources of the country, and of inducing fresh manufacturers to turn out boots of the Regulation Army pattern. The figures given above show the success which attended his efforts.

The war reserves of general equipment, as of clothing, were small, being designed only to meet the upkeep of the Expeditionary Force for a few months. Consequently the mobilization, within a few months of the despatch of the original Expeditionary Force of 19 complete Regular and Territorial divisions, together with individual units equivalent roughly to five divisions, threw a great strain on our resources, then not fully developed. Practically the whole of the initial receipts of equipment, harness, &c., were utilized for these divisions as they came in from the manufacturers, and to this extent the completion of the equipment of the New Armies was inevitably postponed.

The following paragraphs illustrate some of the difficulties which were met with in the provision of equipment and other stores. They are, however, only examples, as the different items separately enumerated in the Vocabulary of Stores amount to over 30,000; and in the majority of cases the normal supply was obtained from a very small number of firms:—

The standard pattern of infantry equipment was the "1908 Web Equipment." Prior to mobilization, all our annual requirements could be supplied by the only two firms possessing machinery capable of making the material. Subsequent to mobilization, a certain number of additional firms began to learn the process, but no firm except these two possessed or could obtain the special machinery required for certain portions of the equipment. Consequently the number of complete sets procurable was limited by the capacity of these two firms, and a modified form of equipment had to be devised and procured, made partly of leather and partly of webbing. This was done, and large orders were placed both in this country and in America.

The sudden increase in the demand for articles of equipment such as waterbottles, mess tins, picks, shovels and artificers' tools was far in excess of the supply, and, as in other cases, large quantities were obtained from Canada and America, large business houses being employed as organizing agents for the War Office.

The purchase of equipment and clothing in Canada and the United States necessitated the despatch of Inspecting Officers and Technical Viewers to those countries to examine the supplies, both in course of manufacture, and, as far as possible, on completion.

In dealing with the enormous amount of harness and saddlery required, two difficulties arose. First, the shortage of leather; and, secondly, the very limited number of firms capable of making the military pattern of harness and saddlery, more particularly the leather required to stand the hard wear of active service. Moreover, the completion of sets of harness depended not only upon the leather workers, but also upon the makers of the steel rapid release furnishings (peculiar to our military harness), which are made by two distinct trades, viz., stamping firms and finishing firms. The output of these at the beginning of the war was infinitesimal compared with our requirements after mobilization, and both trades had to be organized and expanded. Moreover, there was a strong temptation for firms to continue to secure foreign or private orders at the beginning of the war.

It was, therefore, necessary to go again to America and Canada for harness (and also to India for saddlery), and organize supplies from there. At one time harness and saddlery was being manufactured in 24 different cities in the States, extending from San Antonio in the south, to St. Paul in the north and to Omaha in the west; but it was not until the end of February, 1915, that any large supplies came in from America. Even so, the rapid mobilization of successive divisions prevented for some considerable time the accumulation of any reserve. Moreover, the congestion of the ports and the railways further delayed the distribution of the supplies arriving in this country. From August, 1914, the sets of harness in use had increased from 40,000 to 518,000 in December, 1915, but by that date difficulties of supply had been overcome.

As an illustration of the inter-dependence of the various trades upon one another, it may be mentioned that on the suggestion of a civilian flax dealer special measures were taken to procure a heavy flax crop in Ireland in 1915, in order to provide the flax thread used in the manufacture of harness, saddlery and clothing, as the supplies normally obtainable from Belgium were not, of course, forthcoming.

Ordnance stores generally.—The salient features of 1916, apart from the ever-increasing requirements of ordnance stores in France as the strength of the British forces in that theatre increased, were :—

- (a.) The taking over of practically the whole of the maintenance of the forces in Mesopotamia, which were supplied with equipment and stores through the base at Alexandria.
- (b.) The increase of the forces at Salonica and their equipment upon a pack basis, which entailed the provision of large quantities of packsaddlery.

Development of output at home rendered unnecessary further purchases in America of accoutrements, harness, &c. The enormous demand for hand tools of all descriptions, however, exceeded the quantities obtainable at home in a reasonable time, and orders had still to be placed in America and Canada for many varieties.

In addition to supplying our own forces in France, Egypt, Mesopotamia, Salonica and East Africa, many thousands of sets of artillery harness were supplied to Russia, as well as 36,000 sets of machine-gun packsaddlery and 30,000 sets of saddlery. The Serbians were also supplied with some thousands of sets of packsaddlery.

The development of the campaign in France led to demands for many stores, the requirements of which could not have been foreseen. Millions of yards of Hessian canvas and hundreds of tons of paint, cordage, iron and other materials were demanded for camouflage purposes. Some 100,000 Yukon packs, a device for carrying ammunition and stores on men's backs in the trenches, were provided.

Special carriers for taking field gun ammunition on riding horses over shell-pitted ground, over which it was found impossible to take vehicles, had to be devised, and over 100,000 were supplied.

At the same period a very large increase in the requirements of tents arose in France, and between 1st April and 30th June, 1917, some 50,000 were despatched.

Mosquito nets for the whole of the Salonica forces were supplied, entailing the provision of some 3½ million yards of netting.

Exclusive of ammunition, the quantity of ordnance stores and clothing despatched quarterly from depôts in this country to overseas theatres of operations averaged 300,000 tons, or say, 440 railway wagon loads daily.

The following comparative statement shows the provisions made of a few items of equipment and tools, which gives an idea of the large increase due to the war :—

Description.	Normal average annual provision.	Numbers provided since August, 1914.
Personal equipment, infantry sets	10,000	6,813,000
Personal equipment, other arms.. .. . "	1,000	3,250,000
Haversacks, anti-gas "	..	16,484,000
Bottles, water "	45,000	12,621,000
Mess tins "	75,000	17,650,000
Axes, felling and hand "	330	1,270,000
Axes, pick "	1,300	5,866,000
Shovels and spades "	2,500	10,638,000
Implements, intrenching (carried on the man).. .. . "	5,000	5,766,000
Harness single sets	1,000	694,000
Packsaddlery sets	35	226,000
Saddlery sets (inclusive of numbers required for sets of harness).	1,150	550,000
Ground sheets "	57,000	15,715,000
Tents (hospital marquees, store and small tents) "	14,700	1,691,000
Hospital bedding sets	285	536,000
Blankets "	148,000	41,063,000
Canvas duck and dowlas yards	880,000	200,529,000
Mosquito netting "	..	7,797,000
Flannelette, cleaning rifles "	2,368,000	52,833,000
Horse and mule shoes "	353,049	62,715,000
Oils gallons	137,808	29,741,000
Rope and cordage fathoms	214,970	40,859,000

The despatch of British Divisions to the Italian front necessitated the provision of special equipment, such as ice axes, ice creepers, alpenstocks and snow shoes, not hitherto employed by our troops.

Repairs.—One of the most outstanding developments of the activities of the Army Ordnance Department was the reclamation and repairs of equipment of all kinds, and clothing which had been rendered temporarily defective and unserviceable. A special feature in this work was the institution of light, medium and heavy mobile workshops for the maintenance of artillery equipment at the front. Of these 6 heavy, 26 medium and 62 light workshops were formed and equipped. The light shops worked close up behind the line of our artillery and rendered first aid to the artillery material based on them. Behind them were the medium shops with a wider scope, and behind these were the heavy shops capable of dealing with extensive repairs and the manufacture of certain spare parts which were in constant demand.

Large organizations were built up at the bases and in back areas in every theatre of war where very large quantities of material, which would otherwise have had to be replaced by new supplies from England, were cleaned, repaired and rendered fit for re-issue. Some idea of the magnitude of these operations may be gained from the fact that at one of such organizations alone over $4\frac{1}{2}$ million items, including over 1,000,000 blankets and 500,000 greatcoats and leather jerkins, were cleaned and repaired during the period of six months up to 30th June, 1918, while at another, between 25,000 and 30,000 pairs of boots were repaired weekly.

Over and above the work which is done at the overseas bases, large quantities of material, mainly harness, saddlery, accoutrements and other equipment were returned to this country owing to their requiring extensive repairs, or to the bulk being beyond the capacity of the overseas workshops. They were dealt with in the establishment of the Chief Inspector of Equipment and Stores, where some 200,000 items were handled monthly by a staff of 450 men ineligible for military service, 1,025 women and 80 boys.

A large quantity of tallow was required for renovating the leather articles, and the greater proportion of this was obtained by extraction from old mutton cloths handed over by the Army Service Corps Supply Reserve Depôt, the cloths being subsequently sent to store for issue as cleaning rags.

(ix.) CANTEENS.*

Navy and Army Canteen Board.—Without going into full details of the changes in the canteen arrangements of the Forces at Home, it may be stated that the Army Canteen Committee originally appointed in April, 1916, as a supervisory body was subsequently formed into a trading corporation under authority of the Army Council, and on 1st January, 1917, assumed complete responsibility for supply to, and administration of, canteens and regimental institutes, in substitution for the tenant system which was abolished.

The object of the change was to promote better administration of the canteen service generally, and the retention of all profits from trading for the benefit of the Army at large.

In June, 1917, the Board of Admiralty requested the Army Canteen Committee to take over supply of Naval canteens, and the Committee was accordingly reconstituted under the style of "Navy and Army Canteen Board."

The financial advantages accruing from bulk purchases of supplies by the Navy and Army Canteen Board are evident; an additional merit was the improvement in the quality of the goods retailed, which was unquestionably superior to that which obtained under the old tenant system.

Further, regimental institutes were greatly improved in appearance and comfort, with the result that the trading turnover substantially increased, and approximated at the end of 1918, 33,500,000*l.* per annum.

The rebate of 10 per cent., calculated upon the value of trade in canteens accruing from the spending of the 6½*d.* messing grant and from the private expenditure of the troops was set aside, and allocated in accordance with Army Council Instructions; four-fifths of the rebate was remitted direct to officers commanding for regimental funds, the remaining one-fifth being credited to the Central Regimental Institutes Fund administered by the Army Council for the benefit of the Army generally. During the year 1917 a total of 1,177,000*l.* was returned in rebate to units and an amount of 263,000*l.* credited to the Central Regimental Institutes Fund. In the year 1918, the total amount of rebate paid to commanding officers was 1,779,826*l.*, and 318,283*l.* was retained on behalf of the Army Central Regimental Institutes Fund, an amount of approximately 51,000*l.* being retained on behalf of the Air Force Central Regimental Institutes Fund.

The balance sheet for the first year's working was issued in Army Council Instruction No. 7 of 1919, and showed a total profit of 531,095*l.* 8*s.* 8*d.* This total including the proportion for the Admiralty, Royal Air Force, Overseas Forces, &c.

The balance sheet for the 6 months ending 30th June, 1918, showed an approximate credit balance of 730,000*l.*, to be divided in the same way. No later balance sheet was issued up to March, 1919.

The Navy and Army Canteen Board also conducted canteens in Egypt, Malta, Gibraltar and Bermuda, and the total turnover of these four countries during the year 1918 was approximately 5,000,000*l.* sterling. In the autumn of 1918, the Board further undertook the provision of canteen stores to the Expeditionary Forces in North Russia, and stores to a total value of approximately 1,086,000*l.* were shipped to Archangel. The necessity for this large amount was due to the closing of the port during the winter months.

To Murmansk, during 1918, goods to an approximate value of 162,000*l.* were sent, and further additional amounts were subsequently despatched.

After demobilization commenced, the Board undertook the whole of the feeding arrangements for repatriated prisoners of war, and also arranged the feeding arrangements for the whole of the troops arriving in this country for demobilization. This work proceeded without a hitch of any kind.

Expeditionary Force Canteens.—The Expeditionary Force Canteens commenced operations in November, 1914, and their work in France, Salonica, Mesopotamia and Italy was of the highest importance in adding to the comfort of all ranks of the overseas forces. Their total turnover increased as the magnitude of their operations expanded, as is shown by the following values of goods shipped:—

	£
Value of goods shipped during 1915	1,350,000
Value of goods shipped during 1916	7,740,000
Value of goods shipped during 1917	16,207,000
Value of goods shipped during 1918	20,200,000

* See also p. 587.

In addition to these shipments, large quantities of goods were purchased locally for resale in canteens, amounting during the year 1918 to over 2,000,000*l.* sterling.

The Expeditionary Force Canteens also conducted in France and Italy officers' clubs, rest houses, and rest hostels, and supplied, during the latter part of 1918, an average of 20,000 meals daily to troops in leave billets. This organization was also entirely responsible for the meals supplied to troops in Demobilization Camps and their passage through to England. The Expeditionary Force Canteens conducted its own bakeries, laundries, farms, piggeries, and mineral water factories in France, and also ran an ice plant and mineral water factory at Taranto.

Subsequent to the Armistice, officers' rest houses were opened in Constantinople and Cologne.

APPENDICES TO PART XXXII.

APPENDIX I.

STATEMENT SHOWING STRENGTH OF FORCES BEING FED PRIOR TO THE WAR.

	Men.	Animals.
At Home	120,000	23,500
Abroad	44,000	4,000
Total	164,000	27,500

RATION STRENGTH, 11TH NOVEMBER, 1918.

(Exclusive of Army in India and permanent garrisons overseas.)

Theatre.	Men.	Animals.
France	2,360,400	404,000
Egypt	480,000	167,000
Salonica.. .. .	385,000	120,000
East Africa	111,731	1,499
Mesopotamia	413,406	88,145
Italy	97,822	20,482
Home	1,514,993	94,644
Total	5,363,352	895,770

APPENDIX II.

TOTAL MOTOR VEHICLES IN USE AS AT 11TH NOVEMBER, 1918, IN ALL THEATRES OF OPERATIONS.

	Available on Peace Establishment of 1914.	Balance provided on Mobilization.	France.	Italy.	Salonica.	Egypt.	Mesopotamia.	East Africa.	Malta and Gibraltar.	India.	Home companies.	Home depôts.	Total, all theatres.	Future weekly receipts.
Motor lorries, tractors, &c.	807*	334	31,770	1,363	2,320	2,062	1,297	738	82	137	5,721	11,169	56,659	..
Motor cars and motor vans.	20	193	7,694	516	1,806	1,255	3,840	2,191	22	34	3,280	2,495	23,133	..
Motor ambulances..	3,532	238	338	585	430	314	83	50	948	527	7,045	..
Motor cycles ..	15	116	14,464	765	628	1,486	1,233	830	16	135	5,391	9,917	34,865	..

* 80 War Department property and 727 subsidized.

APPENDIX III.

ANIMALS IN ALL THEATRES.

30th November, 1918.

Date of States.	Country.	Horses.						Mules.					Total horses and mules.	Camels.	Bullocks.	Donkeys.	Total animals.
		Riding.	Light draught.	Heavy draught.	Pack.	Unclassified.	Total horses.	Riding.	Draught.	Pack.	Unclassified.	Total mules.					
30.11.18	United Kingdom ..	25,060	29,717	16,200	558	6,752	78,287	..	10,040	211	585	10,836	89,123	89,123
30.11.18	France	93,830	141,770	64,980	5,084	..	305,664	..	74,369	2,233	..	76,602	382,266	382,266
30.11.18	Italy	3,932	5,703	3,136	466	..	13,237	..	4,048	1,312	..	5,360	18,597	18,597
30.11.18	Egypt	31,991	11,501	1,442	1,795	7,905	54,634	835	31,767	9,506	2,630	44,738	99,372	32,644	..	10,120	142,136
30.11.18	Salonica	9,137	7,842	1,799	239	..	19,017	350	4,702	35,114	..	40,166	59,183	59,183
30.11.18	Mesopotamia ..	21,784	13,548	..	1,692	355	37,379	..	23,252	16,380	..	44,632	82,011	2,540	4,778	11	89,340
30.11.18	East Africa	827	827	1,402	1,402	2,229	..	3,647	897	6,773
30.11.18	Aden	779	219	..	55	..	1,053	..	337	1,238	..	1,575	2,628	1,650	4,278
	Total	186,513	210,300	87,557	9,889	15,839	510,098	1,185	153,515	65,994	4,617	225,311	735,409	36,834	8,425	11 028	791,696

APPENDIX IV.

ANIMAL WASTAGE IN ALL THEATRES.—HORSES AND MULES.

	1914.	1915.	1916.	1917.	1918.
United Kingdom	Per cent. 4·61 (4 months.)	Per cent. 9·98	Per cent. 11·75	Per cent. 15·81	Per cent. Jan. 1·73 Feb. 1·87 Mar. 1·59 April 2·06 May 1·53 June 1·13 July 1·09 Aug. 1·01 Sept. 1·14 Oct. 1·23 Nov. 1·92
France	12·58 (4 months.)	14·32	14·09	28·5	Jan. 1·42 Feb. 1·32 Mar. 2·73 April 3·74 May 2·73 June 1·45 July ·96 Aug. 2·32 Sept. 2·23 Oct. 4·11 Nov. 1·23
Italy	1·19 (2 months.)	Jan. ·70 Feb. ·54 Mar. ·88 April ·9 May 1·04 June 1·41 July 1·9 Aug. 1·26 Sept. ·9 Oct. 1·37 Nov. 1·28
Egypt	11·77	14·2	13·24	Jan. ·14 Feb. ·64 Mar. ·77 April ·80 May 1·17 June ·74 July 1·26 Aug. ·76 Sept. 1·8 Oct. 2·8 Nov. ·19
Salonica	1·15 (December.)	8·07	10·45	Jan. ·44 Feb. ·34 Mar. ·38 April ·30 May ·33 June ·45 July ·72 Aug. ·61 Sept. ·95 Oct. ·59 Nov. ·70
Mesopotamia	1·82 (3 months.)	8·23	Jan. ·4 Feb. ·33 Mar. ·3 April ·38 May ·59 June ·51 July ·5 Aug. ·78 Sept. ·44 Oct. 1·08 Nov. ·71

APPENDIX IV.—*continued.*

ANIMAL WASTAGE IN ALL THEATRES—HORSES AND MULES—*continued.*

	1914.	1915.	1916.	1917.	1918.
—					
East Africa (losses mainly due to tsetse fly).	Per cent. 16·15 (5 months.)	Per cent. 66·86	Per cent. 289·5	Per cent. 238·3	Per cent. Jan. 18·73 Feb. 31·17 Mar. 16·25 April 14·54 May 14·12 June 9·94 July 15·85 Aug. 25·7 Sept. 12·4 Oct. 16·14 Nov. 11·77

NOTE.—The annual replacement in civil commercial firms which employ horses is usually calculated at 20 per cent. per annum. The annual replacements in the Army in peace time approximate to 10 per cent. per annum.

(viii.) INSPECTION OF QUARTERMASTER-GENERAL'S SERVICES.

A special branch of the Quartermaster-General's Department was instituted in May, 1916, charged with the development, administration and inspection of Quartermaster-General's Services. As a result, the messing of the troops greatly improved and substantial economies were effected in many directions.

Inspections.—Inspections of maintenance services, including supply, transport and barrack services, throughout the country were carried out personally by the Chief Inspector from the War Office, and showed that there had been a marked improvement in the efficiency of the personnel employed in carrying out the above services.

Accuracy in accounting and uniformity of procedure steadily approached the standard required under normal Peace conditions, and this was particularly noticeable upon return visits to units or depôts to which criticism had been directed on a previous occasion.

Inspections of messing and internal administration were continuous throughout Commands, the principal object in view being the prevention of waste, the best use of the Service ration; and the most efficient expenditure of the 5½*d.* and 6½*d.* messing grants to ensure a good and varied diet for the soldier, combined with economy.

The results achieved may be attributed largely to the inspections by the Chief Inspector of Quartermaster-General's Services and his assistants, also to the work of Inspectors, Instructors in Catering and Messing Auditors in the several Commands. The successful carrying out of the system was also due to the hearty co-operation of the General Officers Commanding and Officers Commanding units throughout the kingdom.

Messing.—The appointment of Inspectors of Quartermaster-General's Services, Officers in charge of Messing, Instructors in Catering and Command Messing Auditors resulted in considerable improvement in every direction without in any way impairing the sufficiency and food value of the soldiers' messing, and in face of the greatly-increased prices of commodities upon which the 5½*d.* and 6½*d.* messing grant was spent. Mainly as a result of measures taken to promote the better use of food, it was found possible to reduce the meat ration from 1 lb. to ¾ lb. in 1916 and the bread ration from 16 oz. to 14 oz. (except for young soldiers under the age of 19) in 1917. In 1918 the meat ration was further reduced to 10 oz. and again to 8 oz., the tea ration to ⅔ oz. and the sugar ration to 1½ oz. In 1919 the meat ration was subsequently raised to 10 oz., the bread to 15½ oz. and the sugar to 1½ oz. Army Schools of Cookery were established and, including those with various British Expeditionary Forces, 86,733 cooks were trained therein, in addition to a large number of men instructed at technical institutions under the London County Council and under local authorities in Scotland. A unified system of central preparation and distribution of food was started as an experiment and satisfactory results achieved.

By-products.—The efficient treatment of the by-products of the Army ration received careful attention with the view of utilizing for the nation everything of value in the refuse which in former days was almost invariably destroyed or consigned to the swill tub. The chief items dealt with were dripping, other greases, bones and swill; in addition, scraps of soiled bread unfit for human food and bakery sweepings, jars, tins and rabbit skins were sold. The number of rabbit skins sold from November, 1917, to January, 1919, was, including those from Royal Air Force, 5,649,797, and realized 123,192*l.*, being approximately one half of the original cost of the carcass. To further promote the most economical recovery of fats, eliminator plants were established in various large camps, and several plants were erected in France with good results.

The glycerine obtained from the fats sold which was, during the war, earmarked for the Ministry of Munitions amounted to approximately 2,800 tons, or sufficient to provide propellant charges for 28,000,000 18-pr. shells.

Financial economies.—The financial economies effected were substantial, and the following is the value in round figures calculated upon actual results, including British Expeditionary Force Lines of Communication area, up to 31st December, 1918 :—

	£
Proceeds of by-products sold	1,953,549
Amount of 5½ <i>d.</i> and 6½ <i>d.</i> messing allowance unspent (estimated)	748,000

	£
Value of reduction in issue of Royal Army Service Corps rations (approximately)...	9,000,000
Underdrawal of Royal Army Service Corps rations ...	2,126,193
Saving in cost of glycerine provided from by-products ...	672,000

The following is a statement of complaints received from all sources regarding soldiers' messing from 1915 to 1918 inclusive :—

	Number of complaints	
1915	359	
1916	144	
1917	116	
1918	58	