


SERVANTS OF INDIA SOCIETY'S LIBRARY  
POONA 411 004

FOR INTERNAL CIRCULATION  
to be returned on or before the last date stamped below

5 JUL 1972

Dhananjayrao Gadgil Library  
  
GIPE-PUNE-015306

106

T A B L E S  
RELATING TO  
THE FOREIGN SEA-BORNE  
TRADE OF BRITISH INDIA  
WITH  
BRITISH POSSESSIONS AND FOREIGN  
COUNTRIES  
FOR THE  
FIVE YEARS  
1892-93 TO 1896-97.

---

Presented to both Houses of Parliament by Command of Her Majesty.

---



LONDON:  
PRINTED FOR HER MAJESTY'S STATIONERY OFFICE,  
BY WYMAN AND SONS, LIMITED, FETTER LANE, E.C.

And to be purchased, either directly or through any Bookseller, from  
EYRE AND SPOTTISWOODE, 1 FLEET STREET, E.C., and  
32, ABINGDON S.W.; or  
JOHN MENZIES & Co. P. S. KINO & SON  
90, WEST 12 & 14 King St Westminster  
; or  
EDINBURGH, and  
HODGES, FIGGIS, & Co., LIMITED, 104, GRAFTON STREET, DUBLIN.

1898.

[C.—8733.] Price 11d.



# SALE OF GOVERNMENT PUBLICATIONS.

The under-mentioned firms have been appointed sole Agents for the sale of Government Publications including Parliamentary Reports and Papers, Acts of Parliament, Record Office Publications, &c., &c., and all such works can be purchased from them either directly or through retail booksellers, who, under the provisions of the sale agency contracts, are entitled to a discount of 25 per cent. from the selling prices.—

## IN ENGLAND.—

For all publications *excepting* Ordnance and Geological Maps, the Hydrographical Works of the Admiralty, and Patent Office Publications.—MESSRS EYRE AND SPOTTISWOODE, East Harding Street, E.C.

For Geological Maps:—Mr. E. STANFORD, Cockspur Street, S.W.

For Hydrographical Works of the Admiralty.—Mr J. D. POTTER, 31, Poultry, E.C.

Patent Office Publications are sold at the Patent Office.

For all publications *excepting* the Hydrographical Works of the Admiralty and Patent Office Publications.

IN SCOTLAND:—MESSRS. JOHN MENZIES & Co., 12, Hanover Street, Edinburgh, and 90, West Nile Street, Glasgow.

IN IRELAND:—MESSRS. HODGES, FIGGIS, & Co., LIMITED, 104, Grafton Street, Dublin.

The following is a list of some of the more important Parliamentary and Official Publications recently issued —

## Parliamentary:

### Statutes—

- Public General*, Session 1897. With Index, Tables, &c., &c. Roy. 8vo. Cloth. Price 3s
- Second Revised Edition*. By authority. Vol. I. A.D. 1235-1713. Vol. II. A.D. 1714-1800. Vol. III. A.D. 1801-1814. Vol. IV. A.D. 1814-1830. Vol. V. A.D. 1830-1836. Vol. VI. A.D. 1837-1842. Vol. VII. A.D. 1843-1846. Vol. VIII. A.D. 1847-1852. Vol. IX. A.D. 1852-1857. Vol. X. A.D. 1858-1862. Vol. XI. A.D. 1863-1867. Vol. XII. A.D. 1868-1871. Price 7s. 6d. each
- Revised Editions*. Tables showing subsequent Repeals, effected by Acts of 58 & 59 Vict. 1895. Price 6d.
- Statutes in Force*. *Chronological Table of and Index to* Thirteenth Edition. To the end of 58 & 59 Vict. Price 10s. 6d.
- 2 vols. Roy. 8vo.
- The Statutory Rules and Orders revised*. Statutory Rules and Orders, other than those of a local, personal, or temporary character, issued prior to 1890, and now in force. Vols. I. to VIII. Price 10s. each
- Statutory Rules and Orders* other than those of a Local, Personal, or Temporary Character. With a List of the more important Statutory Orders of a Local Character arranged in classes, and an Index. Roy. 8vo. Boards. Issued in the years 1890, 1891, 1892, 1893, 1894, 1895, and 1896. Price 10s. each
- Statutory Rules and Orders* in force on 1st January 1893. Index to. Imp. 8vo. Cloth. Price 10s.
- Statutory Rules and Orders*, 1897. Registered under the Rules Publication Act, 1893. In course of issue.
- Acts of Parliament, Public and Local and Private, Session 1897, are now published.

- [C. 8446.] RAILWAYS OF THE UNITED KINGDOM. Returns of Capital, Traffic, &c., 1896. Price 11d
- [C. 8564.] MINERAL STATISTICS OF THE UNITED KINGDOM FOR THE YEAR 1896. Price 1s. 9d.
- [C. 8561.] FACTORIES AND WORKSHOPS. Report of Chief Inspector. 1896. Price 5s. 1d.
- [C. 8606.] STATISTICAL TABLES relating to Colonial and other possessions of the United Kingdom. Part XXI. Years 1891-92-92. Price 5s. 6d.
- [C. 8655.] WEST INDIA. Royal Commission. Report of Commission. Price 2s. 8d.
- [C. 8656.] Ditto. Vol. I. Proceedings, Evidence, &c. Price 1s. 9d.
- [C. 8657.] Ditto. Vol. II. Ditto. Price 3s.
- [C. 8669.] Ditto. Vol. III. Ditto. Price 3s. 5d.
- [C. 8667.] CURRENCY. Proposals made by the United States on, Correspondence respecting. Price 2½d.
- [C. 8698.] EXPLOSIVES. Testing Coal Mines. Report of Departmental Committee on. Price 8d.
- [C. 8700.] MADAGASCAR. Correspondence with the French Government regarding. 1892-1897. Price 7d.
- H.C., No. 376. 1897. FOREIGN IMPORT DUTIES in force January 1898. Returns of. Price 1s. 9d.
- MINES. Reports of Her Majesty's Inspectors for the Year 1896, with Summaries of the Statistical portion under the provisions of the Coal Mines Regulation Act, 1887, Metalliferous Mines Regulation Act, 1872-1875; Slate Mines (Gunpowder) Act, 1882, Districts Nos. 1 to 13 (complete). Price 6s. 2d.
- MINES in the United Kingdom of Great Britain and Ireland and the Isle of Man. List of, for 1896. Price 2s. 11d.
- QUARRIES. Do. do. do. Do. Price 3s.
- MINES ABANDONED. List of the Plans of. Corrected to 31st December 1896. Price 9d.

The following appear periodically, and can be subscribed for—

TRADE OF THE UNITED KINGDOM WITH BRITISH POSSESSIONS AND FOREIGN COUNTRIES, showing the Quantities and the Declared Value of the Articles

TRADE REPORTS of the British Colonies, with information relative to population and general condition.

TRADE REPORTS by Her Majesty's Representatives in Foreign Countries, and Reports on Commercial and General Interests.

The Proceedings of Parliament in public and private business, published daily. House of Lords, Price 1d. per 4 pp.; House of Commons, 1d. per 8 pp.

State Trials, being Reports of the Chief State Trials which have taken place between 1820 and the present time, published under the supervision of a Committee appointed by the Lord Chancellor.—  
Roy. 8vo. Half cloth. Vol. I. 1820-1823. (1888) Vol. II. 1823-1831 (1889) Vol. III. 1831-1840. (1891) Vol. IV. 1839-1843 (1892.) Vol. V. 1843-1844. (1894) Vol. VI. 1844-1848 (1895)

7201

# T A B L E S

RELATING TO

## THE FOREIGN SEA-BORNE TRADE OF BRITISH INDIA

WITH

## BRITISH POSSESSIONS AND FOREIGN COUNTRIES

FOR THE

FIVE YEARS

1892-93 to 1896-97.

---

Presented to both Houses of Parliament by Command of Her Majesty.

---



LONDON:

PRINTED FOR HER MAJESTY'S STATIONERY OFFICE,  
BY WYMAN AND SONS, LIMITED, FETTER LANE, E.C.

And to be purchased, either directly or through any Bookseller, from  
EYRE AND SPOTTISWOODE, EAST HARDING STREET, FLEET STREET, E.C., and  
32, ABINGDON STREET, WESTMINSTER, S.W.; or  
JOHN MENZIES & Co., 12, HANOVER STREET, EDINBURGH, and  
90, WEST NILE STREET, GLASGOW; or  
HODGES, FIGGIS, & Co., LIMITED, 104, GRAFTON STREET, DUBLIN.

1898.

[C.—8733.] Price 11d.

X: 54.2sn  
' C3-D2  
15306

## CONTENTS.

---

### TABLES RELATING TO THE FOREIGN SEA-BORNE TRADE OF BRITISH INDIA.

	Page
TOTAL TRADE: Imports and Exports: Values - - - - -	4
Proportion <i>viâ</i> Suez Canal - - - - -	4
PRIVATE MERCHANDISE: Principal Countries: Imports - - - - -	5
" Exports (Indian Produce, &c.) - - - - -	6
" " (Foreign " ) - - - - -	7
Principal Articles: Imports: Quantity - - - - -	8
" " Value - - - - -	9
" Exports (Indian Produce, &c.): Quantity - - - - -	24
" " " " Value - - - - -	25
" " (Foreign " ): Quantity - - - - -	34
" " " " Value - - - - -	35
Articles and Countries: Imports and Exports: Quantity - - - - -	46
" " Value - - - - -	47
GOVERNMENT STORES: Imports - - - - -	84
Exports - - - - -	88
TREASURE: Imports from different Countries - - - - -	89
Exports to " - - - - -	91
CUSTOMS DUTY: Gross amount collected on different Articles - - - - -	93
PORTS: Distribution of Trade among: Imports - - - - -	94
" " Exports - - - - -	95
SHIPPING: Vessels entered and cleared, distinguishing Steamers <i>viâ</i> Suez Canal - - - - -	96
" " with Cargoes and in Ballast - - - - -	96
" " distinguishing Countries - - - - -	97
" " " Nationalities - - - - -	99
" built at Indian Ports - - - - -	100
" first registered at Indian Ports - - - - -	100
TRADE OF ADEN - - - - -	101

India Office,  
8th February 1898.

A. GODLEY,  
Under Secretary of State.

[A review of the Trade of India in the Year 1896-97, to which these Tables relate, was presented to Parliament in November last (C.—8692).]

## T A B L E S

RELATING TO

### THE FOREIGN SEA-BORNE TRADE OF BRITISH INDIA.

NOTE.—The Values throughout the following Tables represent Tens of Rupees.

**No. 1.**  
VALUE of the TOTAL TRADE

—	1892-93.	1893-94.	1894-95.	1895-96.	1896-97.
<b>Imports:</b>					
PRIVATE MERCHANDISE - - - - -	62,605,030	73,956,957	70,167,438	69,316,395	71,914,697
GOVERNMENT STORES - - - - -	3,660,247	3,064,475	3,361,555	3,620,358	4,189,251
TOTAL MERCHANDISE - - -	66,265,277	77,021,432	73,528,993	72,936,753	76,103,948
TREASURE - - - - -	17,009,810	18,461,256	9,581,207	13,367,986	13,084,563
TOTAL IMPORTS - - -	83,275,087	95,482,688	83,110,200	86,304,739	89,188,511
<b>Exports:</b>					
PRIVATE MERCHANDISE:					
INDIAN PRODUCE AND MANUFACTURES -	101,945,707	102,015,615	103,757,585	109,545,624	99,880,660
FOREIGN DITTO - - - - -	4,590,290	4,431,975	5,057,414	4,717,516	4,633,637
GOVERNMENT STORES - - - - -	59,478	55,779	98,779	71,598	69,799
TOTAL MERCHANDISE - - -	106,595,475	106,503,369	108,913,778	114,334,738	103,984,096
TREASURE - - - - -	6,958,924	4,100,192	8,226,072	4,259,811	4,937,496
TOTAL EXPORTS - - -	113,554,399	110,603,561	117,139,850	118,594,549	108,921,592
Total Trade - - -	196,829,486	206,086,249	200,250,050	204,899,288	198,110,103

**No. 2.**

VALUE of TOTAL TRADE, distinguishing the PROPORTION passing through the SUEZ CANAL.

—	1892-93.	1893-94.	1894-95.	1895-96.	1896-97.
<b>Imports:</b>					
<b>MERCHANDISE:</b>					
VIA SUEZ CANAL - - - - -	54,939,322	63,360,016	61,780,883	61,087,211	65,068,453
„ OTHER ROUTES - - - - -	11,325,955	13,661,416	11,748,110	11,849,542	11,035,495
TOTAL - - -	66,265,277	77,021,432	73,528,993	72,936,753	76,103,948
PER-CENTAGE VIA SUEZ CANAL - - -	82 90	82 26	84 02	83 75	85 50
<b>TREASURE:</b>					
VIA SUEZ CANAL - - - - -	13,632,494	14,093,534	7,380,653	9,571,036	9,372,269
„ OTHER ROUTES - - - - -	3,377,316	4,367,722	2,200,554	3,796,950	3,712,294
TOTAL - - -	17,009,810	18,461,256	9,581,207	13,367,986	13,084,563
PER-CENTAGE VIA SUEZ CANAL - - -	80 15	76 34	77 03	71 59	71 63
<b>Exports:</b>					
<b>MERCHANDISE:</b>					
VIA SUEZ CANAL - - - - -	63,195,652	67,207,930	65,592,742	70,575,553	62,571,973
„ OTHER ROUTES - - - - -	43,399,823	39,295,439	43,321,036	43,759,185	41,412,123
TOTAL - - -	106,595,475	106,503,369	108,913,778	114,334,738	103,984,096
PER-CENTAGE VIA SUEZ CANAL - - -	59 28	63 10	60 22	61 72	60 17
<b>TREASURE:</b>					
VIA SUEZ CANAL - - - - -	4,770,945	2,599,923	6,778,171	2,481,690	2,151,929
„ OTHER ROUTES - - - - -	2,187,979	1,500,269	1,447,901	1,778,121	2,785,567
TOTAL - - -	6,958,924	4,100,192	8,226,072	4,259,811	4,937,496
PER-CENTAGE VIA SUEZ CANAL - - -	68 56	63 40	82 39	58 25	43 58
<b>Total Trade:</b>					
VIA SUEZ CANAL - - - - -	136,538,413	147,261,403	141,532,449	143,715,490	139,164,624
„ OTHER ROUTES - - - - -	60,291,073	58,824,846	58,717,601	61,183,798	58,945,479
TOTAL - - -	196,829,486	206,086,249	200,250,050	204,899,288	198,110,103
PER-CENTAGE VIA SUEZ CANAL - - -	69 37	71 45	70 67	70 13	70 24

## VALUE of IMPORTS of MERCHANDISE from PRINCIPAL COUNTRIES into British India

COUNTRIES.	1892-93.	1893-94.	1894-95.	1895-96.	1896-97.
UNITED KINGDOM . . . . .	44,005,841	52,001,013	51,105,757	47,161,484	50,417,501
BRITISH POSSESSIONS :					
Europe : Gibraltar . . . . .	16,325	11,864	13,560	12,796	11,638
Malta . . . . .	4,936	4,115	3,658	6,168	4,868
Asia : Aden . . . . .	141,933	183,336	166,221	125,999	136,825
Ceylon . . . . .	664,757	696,625	451,821	541,770	682,643
China, Hong Kong . . . . .	2,246,916	2,559,263	1,768,474	1,717,206	1,420,444
Straits Settlements . . . . .	2,371,609	2,524,623	2,103,138	2,075,220	1,842,122
Africa : Cape Colony . . . . .	9,631	2,799	1,398	1,336	7,931
Mauritius . . . . .	1,462,771	1,787,030	1,961,603	1,721,339	1,807,631
Natal . . . . .	1,026	2,752	3,068	6,245	1,786
America : Canada . . . . .	1,570	1,252	4,807	366	403
Australia (including Tasmania and New Zealand)	239,450	242,665	243,649	233,543	452,676
	7,160,924	8,016,324	6,721,417	6,441,988	6,368,967
FOREIGN COUNTRIES :					
Europe : Austria-Hungary . . . . .	1,031,939	1,371,383	1,194,115	1,324,876	1,487,788
Belgium . . . . .	1,645,470	2,053,275	1,866,365	2,729,646	2,403,703
Denmark . . . . .	287	812	883	1,088	758
France . . . . .	1,040,291	1,138,262	860,430	978,970	920,096
Germany . . . . .	1,451,330	1,714,003	1,731,453	2,351,776	2,307,821
Greece . . . . .	278	417	326	431	332
Holland . . . . .	206,746	207,502	168,982	226,900	240,105
Italy . . . . .	356,307	448,572	342,039	420,814	464,717
Norway . . . . .	47,583	63,595	68,505	114,382	72,052
Portugal . . . . .	653	5,618	4,802	5,546	4,259
Russia in Europe . . . . .	0	519	265	31,910	160,640
Spain . . . . .	499	81	0	95	529
Sweden . . . . .	15,498	58,388	39,146	60,435	95,151
Turkey in Europe . . . . .	1,508	3,021	703	1,454	1,539
Asia : Arabia . . . . .	436,812	355,998	530,663	564,480	494,090
China, Treaty Ports . . . . .	595,614	983,293	894,483	1,088,652	728,645
Cochin-China . . . . .	271	1,046	508	107	715
Japan . . . . .	91,210	252,096	288,898	417,193	547,356
Java . . . . .	95,689	130,721	221,260	181,070	140,480
Maldiv Islands . . . . .	11,429	10,378	22,339	18,455	8,763
Mekran and Sonmiani . . . . .	112,139	95,093	66,546	128,189	69,824
Persia . . . . .	687,092	734,205	794,677	872,798	685,983
Philippine Islands . . . . .	3,451	2,410	3,264	3,345	3,575
Russia in Asia . . . . .	1,488,623	1,262,495	1,007,381	1,835,649	1,858,955
Siam . . . . .	24,083	48,845	115,578	157,775	96,099
Sumatra . . . . .	1,186	1,156	0	383	25,454
Turkey in Asia . . . . .	477,174	447,332	405,620	502,249	391,603
Africa : Abyssinia . . . . .	4,447	17,369	9,742	7,517	6,326
Egypt . . . . .	158,995	171,372	282,291	250,792	199,723
Madagascar . . . . .	2,945	7,209	5,028	2,796	2,990
Mozambique . . . . .	55,981	31,790	31,091	32,134	26,203
Réunion . . . . .	11,846	227	775	51	45
Zanzibar . . . . .	228,307	283,885	260,783	255,282	295,056
America : South America . . . . .	8,549	10,805	4,358	2,986	126
United States . . . . .	1,134,438	2,016,270	1,106,441	1,139,438	1,466,949
West Indies* . . . . .	4	20	0	12	64
Other Countries . . . . .	9,591	10,157	10,524	3,252	8,215
	11,438,265	13,939,620	12,340,264	15,712,923	15,128,229
TOTAL IMPORTS . . . . .	62,605,030	73,956,957	70,167,438	69,316,395	71,914,697

\* British and Foreign Possessions are not shown separately for the West Indies.

VALUE of EXPORTS of INDIAN PRODUCE and MANUFACTURES to PRINCIPAL COUNTRIES from  
British India.

COUNTRIES.	1892-93.	1893-94.	1894-95.	1895-96.	1896-97.
UNITED KINGDOM - - - - -	32,267,196	33,542,602	32,795,328	35,000,899	31,646,304
BRITISH POSSESSIONS :					
Europe : Gibraltar - - - - -	149,492	47,438	48,197	46,095	16,698
Malta - - - - -	84,344	113,572	205,209	14,207	8,743
Asia Aden - - - - -	794,959	768,125	851,955	761,244	784,090
Ceylon - - - - -	3,147,103	3,068,906	3,202,299	3,500,082	3,109,983
China, Hong Kong - - - - -	9,110,278	6,414,824	7,978,962	8,097,764	8,251,671
Straits Settlements - - - - -	4,440,526	4,529,319	5,238,985	5,845,931	5,007,998
Africa Cape Colony - - - - -	226,044	235,974	223,755	346,541	338,924
Mauritius - - - - -	999,088	1,189,741	1,243,143	1,092,737	1,125,926
Natal - - - - -	177,905	161,216	201,750	237,384	389,394
St Helena - - - - -	0	10	23,423	25	59
America Canada - - - - -	37,478	7,573	42,166	26,880	45,291
Australia (including Tasmania and New Zealand)	1,106,806	1,020,311	1,325,522	1,213,368	1,178,876
	20,274,023	17,557,009	20,645,366	21,182,258	20,257,652
FOREIGN COUNTRIES					
Europe : Austria-Hungary - - - - -	2,606,846	2,943,061	2,438,977	3,344,489	2,496,685
Belgium - - - - -	4,414,066	5,709,688	3,786,303	3,941,490	3,052,888
France - - - - -	9,083,254	10,672,569	8,660,680	8,664,871	6,355,496
Germany - - - - -	6,517,185	7,634,088	7,718,877	8,054,374	7,535,579
Greece - - - - -	9,433	17,437	10,621	11,247	13,927
Holland - - - - -	670,433	1,479,636	1,431,033	769,048	597,855
Italy - - - - -	3,641,156	3,542,122	2,980,601	3,122,050	3,027,963
Portugal - - - - -	18,900	9,000	28,702	32,945	0
Russia in Europe - - - - -	682,869	665,131	450,024	189,783	208,689
Spain - - - - -	476,412	451,891	272,578	381,626	171,656
Sweden - - - - -	15,767	25,701	33,863	16,643	19,682
Turkey in Europe - - - - -	54,750	81,993	86,723	75,977	82,226
Asia : Arabia - - - - -	833,799	787,163	898,312	852,341	783,931
China, Treaty Ports - - - - -	5,291,993	4,574,416	4,569,763	5,680,339	5,430,255
Cochin-China - - - - -	268,522	315,611	175,524	203,884	329,201
Japan - - - - -	1,610,455	1,404,378	1,663,701	2,789,436	4,075,886
Java - - - - -	82,341	132,830	106,991	246,514	133,265
Maldive Islands - - - - -	14,201	16,690	20,589	13,070	17,621
Mekran and Sonmiani - - - - -	51,128	34,071	38,136	43,182	48,905
Persia - - - - -	508,603	603,647	727,548	612,987	417,117
Philippine Islands - - - - -	21,806	21,737	30,821	34,573	30,685
Russia in Asia - - - - -	0	0	16,716	58,077	47,982
Siam - - - - -	53,031	51,538	24,628	35,268	34,113
Sumatra - - - - -	1,320	259	386	912	3,275
Turkey in Asia - - - - -	438,205	456,253	637,073	514,141	515,622
Africa : Abyssinia - - - - -	242,158	181,234	192,181	206,342	171,758
Egypt - - - - -	4,832,053	3,674,053	4,627,748	5,175,741	4,853,561
Madagascar - - - - -	2,275	1,273	16,706	35,870	28,003
Mozambique - - - - -	171,324	113,325	123,609	161,875	176,395
Réunion - - - - -	257,557	234,841	229,271	192,254	225,197
Zanzibar - - - - -	400,232	358,172	530,726	509,060	540,198
America : South America - - - - -	1,368,911	1,180,802	1,621,060	1,182,021	1,436,142
United States - - - - -	4,512,988	3,354,759	5,838,596	5,907,555	4,813,706
West Indies* - - - - -	221,919	146,531	266,826	213,259	153,454
Other Countries - - - - -	28,596	40,104	60,998	89,223	147,756
	49,404,488	50,916,004	50,316,891	53,362,467	47,976,704
TOTAL EXPORTS - - - - -	101,945,707	102,015,615	103,757,585	109,545,624	99,880,660

\* See note on page 5.

## No. 5.

VALUE of EXPORTS of FOREIGN (including BRITISH and COLONIAL) MERCHANDISE to PRINCIPAL COUNTRIES from British India.

COUNTRIES	1892-93.	1893-94.	1894-95.	1895-96.	1896-97.
UNITED KINGDOM - - - - -	1,044,101	1,100,500	1,038,689	1,141,803	970,861
BRITISH POSSESSIONS :					
Europe : Gibraltar - - - - -	6,750	11,713	16,792	16,071	11,101
Malta - - - - -	5,755	6,272	9,456	6,373	2,994
Asia : Aden - - - - -	179,158	184,300	203,750	190,132	156,558
Ceylon - - - - -	137,885	151,133	187,862	172,376	134,776
China, Hong Kong - - - - -	144,131	113,888	134,833	152,594	127,106
Straits Settlements - - - - -	308,624	312,820	389,899	363,877	321,792
Africa : Cape Colony - - - - -	2,804	3,325	2,455	1,865	4,348
Mauritius - - - - -	143,719	140,920	158,703	142,049	102,116
Natal - - - - -	19,368	13,146	19,080	36,530	48,858
St. Helena - - - - -	0	0	0	0	0
America : Canada - - - - -	0	0	2	0	0
Australia (including Tasmania and New Zealand).	10,972	4,277	5,053	5,330	10,748
	959,166	941,794	1,127,885	1,087,197	920,397
FOREIGN COUNTRIES :					
Europe : Austria-Hungary - - - - -	4,500	6,387	4,388	6,017	6,779
Belgium - - - - -	14,947	17,284	9,240	11,741	6,696
France - - - - -	18,736	21,742	21,025	13,572	12,636
Germany - - - - -	10,885	14,419	4,785	6,389	11,252
Greece - - - - -	308	466	80	113	53
Holland - - - - -	425	174	205	1	819
Italy - - - - -	26,230	32,298	15,702	18,350	41,897
Russia in Europe - - - - -	150	196	0	0	81
Spain - - - - -	0	896	0	0	70
Sweden - - - - -	30	43	0	0	0
Turkey in Europe - - - - -	1,987	1,919	3,121	1,466	691
Asia : Arabia - - - - -	315,740	302,013	326,041	413,170	307,087
China, Treaty Ports - - - - -	7,064	26,194	11,839	18,593	9,551
Cochin-China - - - - -	33	0	42	75	70
Japan - - - - -	6,916	6,792	17,779	29,947	18,328
Java - - - - -	6,827	6,426	5,229	6,433	5,252
Maldivé Islands - - - - -	574	809	2,197	829	1,264
Mekran and Sonmiani - - - - -	28,842	18,748	25,338	24,369	14,790
Persia - - - - -	1,391,184	1,233,473	1,652,528	1,101,451	918,893
Philippine Islands - - - - -	1,895	40	3	106	0
Russia in Asia - - - - -	125	0	13,446	154,056	169,476
Siam - - - - -	5,097	9,866	2,393	2,875	2,876
Sumatra - - - - -	5,371	2,030	380	0	1
Turkey in Asia - - - - -	288,179	245,558	346,937	232,798	193,108
Africa : Abyssinia - - - - -	15,492	21,580	22,187	28,146	25,990
Egypt - - - - -	37,740	48,574	41,292	31,316	23,286
Madagascar - - - - -	458	2,804	25,596	41,839	25,408
Mozambique - - - - -	135,259	109,033	113,984	113,885	106,071
Réunion - - - - -	232	2	3,305	2,252	10,926
Zanzbar - - - - -	242,617	248,580	205,313	209,044	209,257
America : South America - - - - -	360	1,189	1,046	374	831
United States - - - - -	14,853	5,061	3,801	6,342	4,792
West Indies* - - - - -	107	165	228	178	372
Other Countries - - - - -	3,860	4,920	11,340	12,789	13,776
	2,587,023	2,389,681	2,890,840	2,488,516	2,142,379
TOTAL EXPORTS - - - - -	4,590,290	4,431,975	5,057,414	4,717,516	4,033,637

\* See note on page 5.



## QUANTITY\* of IMPORTS of PRINCIPAL ARTICLES into British India.

ARTICLES.	1892-93.	1893-94.	1894-95.	1895-96.	1896-97.
<b>I—ANIMALS, LIVING :</b>					
Horses - - - - - No.	7,974	8,128	7,583	8,679	7,191
Other sorts - - - - - "	3,390	1,720	1,808	2,430	2,101
Total Number of Animals Living - - - - - "	11,364	9,848	9,391	11,109	9,292
<b>II.—ARTICLES OF FOOD AND DRINK :</b>					
Coffee - - - - - Cwt	11,336	11,688	19,919	9,688	8,300
Fruits and Vegetables					
Fruits .					
Cocoanuts - - - - - No.	14,899,813	10,860,180	10,834,704	14,237,738	13,200,252
"    Kernel or Copra - - - - - Cwt.	56,527	18,552	10,199	15,670	32,979
Other sorts - - - - - "	—	—	—	—	—
Vegetables, fresh - - - - - "	—	—	—	—	—
Grain and Pulse :					
Gram - - - - - Cwt.	1,807	3,265	354	1,994	921
Pulse - - - - - "	29,486	20,286	17,789	34,426	78,482
Rice in the husk - - - - - "	9,148	53,616	26,866	3,530	47
"    not in the husk - - - - - "	5,954	72,239	95,327	14,489	27,803
Wheat - - - - - "	102,523	52,576	232,468	144,974	603,368
Other sorts - - - - - "	152,206	127,291	99,561	95,470	357,846
" - - - - - "	301,124	329,273	472,365	294,883	1,068,467
Hops - - - - - Cwt.	3,569	4,271	5,208	5,096	6,233
Liquors :					
Ale, Beer, and Porter - - - - - Gals.	3,052,894	2,787,672	2,514,041	3,048,743	3,022,171
Spirits .					
Brandy - - - - - "	267,665	281,482	240,010	273,185	261,112
Gin - - - - - "	102,860	58,637	61,393	64,354	69,807
Rum - - - - - "	14,314	29,118	40,346	41,447	41,823
Whisky - - - - - "	440,691	450,584	466,454	511,094	509,571
Other sorts - - - - - "	231,817	247,552	284,912	296,616	297,696
" - - - - - "	1,057,347	1,067,373	1,093,115	1,186,696	1,179,909
Wines :					
Champagne - - - - - "	36,809	39,859	34,332	40,726	36,160
Claret - - - - - "	91,909	91,387	84,299	101,480	82,740
Port - - - - - "	82,953	88,460	85,363	88,982	82,145
Sherry - - - - - "	33,336	38,745	36,951	36,337	27,832
Other sorts - - - - - "	90,944	120,300	118,907	134,390	128,377
" - - - - - "	335,951	378,751	359,852	401,915	355,254
Liqueurs - - - - - "					
Other sorts - - - - - "	12,592	12,739	10,355	14,083	13,651
" - - - - - "	3,342	2,639	3,253	3,674	3,662
Total Liqueurs - - - - - "	4,462,126	4,249,174	3,980,616	4,655,111	4,574,647
Provisions :					
Bacon and Hams - - - - - Lbs	793,095	954,854	969,927	949,013	1,022,365
Buche de mer - - - - - "	18,181	17,008	16,170	23,158	25,556
Butter - - - - - "	315,278	289,348	301,997	211,516	186,539
Cheese - - - - - "	790,231	826,943	906,968	863,371	881,267
Fishmaws and Sharkfins - - - - - "	1,578,276	1,297,589	1,290,519	1,643,728	1,547,473
Flour - - - - - "	1,316,581	1,396,291	1,249,692	1,282,420	1,359,153
Fruits and Vegetables—dried, salted, or preserved					
Dates - - - - - Cwt	839,682	823,171	752,984	817,535	547,295
Other sorts - - - - - "	103,058	130,989	108,910	105,211	94,003
Ghi - - - - - Lbs.	2,296,936	604,162	233,956	2,539,936	1,186,422
Fish, dry, salted - - - - - "	18,129,876	18,500,123	17,686,521	16,984,773	12,054,401
"    not salted, dried - - - - - "	4,822,134	4,984,990	1,699,483	3,012,300	2,466,474
"    wet, salted ( <i>ngaps</i> ) - - - - - "	13,821,584	4,516,387	4,903,271	9,971,563	14,542,597
Other sorts - - - - - Cwt.	207,817	197,513	182,190	218,199	226,141

\* The mark—denotes that the quantities are not stated, on account of their being given under different denominations or for other reasons; while the mark 0 signifies that there was no import or export at all, as the case may be, of the article in question.

## VALUE OF IMPORTS OF PRINCIPAL ARTICLES into British India.

ARTICLES.	1892-93.	1893-94.	1894-95.	1895-96.	1896-97.
<b>I.—ANIMALS, LIVING -</b>					
Horses . . . . .	289,305	298,392	261,116	301,628	361,747
Other sorts . . . . .	11,368	6,602	7,928	6,957	5,711
Total Value of Animals, Living . . . . .	300,673	305,054	269,044	308,585	367,458
<b>II.—ARTICLES OF FOOD AND DRINK :</b>					
Coffee . . . . .	63,949	74,326	120,691	60,229	49,695
<b>Fruits and Vegetables :</b>					
<b>Fruits :</b>					
Cocoanuts . . . . .	67,775	50,539	48,078	60,790	62,000
" Kernel or Copra . . . . .	54,175	18,837	10,162	16,908	36,188
Other sorts . . . . .	16,041	18,296	10,444	14,241	8,360
Vegetables, fresh . . . . .	5,561	8,108	7,310	11,855	12,289
	143,552	95,780	75,994	103,794	118,837
<b>Grain and Pulse :</b>					
Gram . . . . .	1,008	1,507	196	1,080	562
Pulse . . . . .	12,538	8,084	6,100	12,527	38,304
Rice in the husk . . . . .	3,175	15,327	8,079	1,104	15
" not in the husk . . . . .	3,953	40,255	47,224	7,555	16,228
Wheat . . . . .	46,873	22,763	91,785	57,469	345,189
Other sorts . . . . .	54,812	43,696	32,958	34,276	142,837
	122,359	131,632	189,342	114,011	443,135
Hops . . . . .	42,246	53,883	46,924	38,699	33,872
<b>Liquors :</b>					
<b>Ale, Beer, and Porter . . . . .</b>					
	454,571	427,559	396,506	477,594	472,824
<b>Spirits :</b>					
Brandy . . . . .	193,743	200,343	144,731	222,134	213,109
Gin . . . . .	38,163	21,342	24,014	26,986	29,554
Rum . . . . .	5,266	7,118	8,572	9,248	9,477
Whisky . . . . .	206,103	298,220	330,082	338,447	373,735
Other sorts . . . . .	143,384	159,677	162,955	175,298	181,119
	631,659	686,700	710,874	802,103	806,994
<b>Wines :</b>					
Champagne . . . . .	95,791	104,814	100,255	128,091	110,941
Claret . . . . .	46,783	46,661	45,864	54,654	47,797
Port . . . . .	65,997	68,949	75,507	84,866	73,447
Sherry . . . . .	25,949	30,866	30,392	29,942	21,985
Other sorts . . . . .	59,632	72,173	79,940	94,307	88,905
	294,152	323,463	331,958	391,860	343,075
<b>Liqueurs . . . . .</b>					
	15,224	19,054	16,934	22,100	20,099
Other sorts . . . . .	1,657	1,428	1,908	2,171	1,952
Total Liquors . . . . .	1,447,263	1,458,204	1,458,180	1,695,823	1,644,944
<b>Provisions :</b>					
Bacon and Hams . . . . .	55,130	70,260	75,317	74,387	77,207
Biche de mer . . . . .	861	476	520	904	1,137
Butter . . . . .	32,727	31,531	35,243	24,344	20,144
Cheese . . . . .	49,370	62,388	66,461	61,745	63,117
Fishmaws and Sharkfins . . . . .	48,001	40,320	38,613	54,337	55,276
Flour . . . . .	13,318	13,340	11,905	11,918	12,321
<b>Fruits and Vegetables—dried, salted, or preserved :</b>					
Dates . . . . .	407,793	400,986	348,961	436,238	268,336
Other sorts . . . . .	154,739	205,491	153,359	148,949	130,947
Ghi . . . . .	95,539	23,600	7,674	91,847	42,843
Fish, dry, salted . . . . .	180,849	130,374	155,474	133,947	117,109
" not salted, dried . . . . .	35,589	47,233	5,979	19,242	18,281
" wet, salted ( <i>ngapi</i> ) . . . . .	71,589	20,435	20,731	35,599	54,709
Other sorts . . . . .	716,550	677,464	653,765	728,937	698,389
	1,802,055	1,782,368	1,573,943	1,797,245	1,549,816

## No. 6—continued.

## QUANTITY OF IMPORTS OF PRINCIPAL ARTICLES into British India—continued.

ARTICLES.	1892-93.	1893-94.	1894-95.	1895-96.	1896-97.
<b>II—ARTICLES OF FOOD AND DRINK—continued.</b>					
Salt - - - - - Tons	360,042	412,876	508,375	407,271	328,304
<b>Spices</b>					
Betelnuts - - - - - Lbs	34,551,477	52,437,582	66,179,948	58,178,218	69,414,100
Cardamoms - - - - - "	185,869	173,635	59,942	146,595	157,521
Cassia - - - - - "	85,064	32,222	356	0	0
Chillies - - - - - "	104,148	93,810	296,099	22,026	27,527
Cinnamon - - - - - "	16,856	20,930	3,386	9,814	2,289
Cloves - - - - - "	4,894,581	7,954,937	6,910,619	9,078,302	5,013,371
Ginger - - - - - "	423,925	250,057	53,271	193,976	513,308
Nutmegs - - - - - "	565,158	504,847	474,631	454,528	508,281
Pepper - - - - - "	7,353,432	11,262,011	6,338,169	5,331,569	3,111,119
Other sorts - - - - - "	366,113	294,462	451,309	286,190	155,975
"	48,546,623	73,024,493	80,769,730	73,701,218	78,903,491
<b>Sugar:</b>					
Refined or crystallised, including sugar-candy - - - - - Cwt.	1,847,916	2,031,254	2,296,193	2,524,074	2,682,463
Unrefined, viz, molasses and jag- gery or gur, and other saccharine produce - - - - - "	111,902	96,651	194,418	205,980	178,937
"	1,959,818	2,127,905	2,490,611	2,730,063	2,861,400
Tea - - - - - Lbs	6,022,883	7,687,757	6,326,122	7,497,703	7,874,832
Other articles - - - - - Cwt.	97	281	484	723	432
<b>III.—METALS AND MANUFACTURES OF:</b>					
<b>Metals.</b>					
<b>Brass</b>					
Unwrought - - - - - Cwt.	158	73	11	25	0
Wrought - - - - - "	12,330	12,014	8,753	10,693	9,827
"	12,488	12,087	8,764	10,718	9,827
<b>Copper</b>					
Ore - - - - - Cwt.	0	0	0	35	0
Old, for re-manufacture - - - - - "	1,744	1,578	1,399	793	850
<b>Unwrought.</b>					
Tiles, ingots, cakes, and bricks - - - - - "	11,949	60,714	9,325	18,855	42,120
Other sorts - - - - - "	42,610	113,657	46,453	46,858	23,085
<b>Wrought.</b>					
Lametta - - - - - "	2,878	3,440	2,846	3,241	2,368
Mixed or Yellow Metal, for sheathing - - - - - "	205,401	226,804	179,261	226,716	109,554
Sheets and other manufactures - - - - - "	156,180	184,916	114,823	175,326	62,018
"	420,762	591,109	354,107	471,824	240,895
<b>Iron:</b>					
Ore - - - - - Cwt.	0	5	0	0	25
Old for re-manufacture - - - - - "	15,949	25,745	49,568	62,073	13,029
Cast (pig) - - - - - "	148,437	147,724	158,739	201,057	260,958
<b>Wrought.</b>					
Anchors, Cables, and Kentledge - - - - - "	20,551	19,240	16,205	19,225	27,437
Bar - - - - - "	942,558	1,047,941	543,915	593,426	538,627
Angle, Bolt, and Rod - - - - - "	409,079	406,601	525,504	757,795	781,613
Sheets and Plates - - - - - "	489,964	461,041	357,990	407,131	360,359
Tinned plates - - - - - "	*	*	78,967	154,756	125,293
Galvanised (other than wire) - - - - - "	577,057	489,415	539,943	726,430	815,294
Hoop - - - - - "	91,959	90,612	79,174	92,394	89,923
Nails, Screws, and Rivets - - - - - "	142,598	144,733	143,599	211,335	179,725
Wire - - - - - "	16,238	24,516	9,745	16,522	26,326
Beams, Pillars, Girders, and Bridge-work - - - - - "	259,329	256,679	271,168	244,774	153,516
Pipes and Tubes - - - - - "	357,102	443,239	380,975	383,771	353,823
Rice-bowls - - - - - "	59,787	61,054	48,346	67,433	70,490
Other manufactures of wrought or cast iron, or of iron mixed with steel - - - - - "	65,631	91,072	46,565	62,104	96,395
"	3,596,239	3,769,617	3,250,403	4,000,246	3,892,743

\* Included with sheets and plates.

## No. 7—continued.

## VALUE OF IMPORTS OF PRINCIPAL ARTICLES INTO BRITISH INDIA—continued.

ARTICLES.	1892-93.	1893-94.	1894-95.	1895-96.	1896-97.
<b>II.—ARTICLES OF FOOD AND DRINK—continued.</b>					
Salt . . . . .	576,694	791,067	842,193	653,226	628,544
Spices :					
Betelnuts . . . . .	301,729	431,771	510,744	363,814	401,272
Cardamoms . . . . .	22,502	21,688	9,648	21,287	25,652
Cassia . . . . .	1,384	597	6	0	0
Chillies . . . . .	1,018	1,783	2,317	186	250
Cinnamon . . . . .	311	420	52	172	33
Cloves . . . . .	85,118	151,879	112,412	145,226	80,157
Ginger . . . . .	6,284	5,829	905	2,782	6,325
Nutmegs . . . . .	45,811	38,931	28,846	27,904	31,380
Pepper . . . . .	134,953	202,945	90,761	79,331	45,066
Other sorts . . . . .	24,523	17,812	21,416	18,627	14,539
	623,633	873,655	777,107	659,329	604,674
Sugar :					
Refined or crystallised, including sugar-candy . . . . .	2,591,816	2,798,063	2,835,960	3,064,935	3,111,918
Unrefined, viz., molasses and jaggery or gur, and other saccharine produce . . . . .	33,867	26,127	39,337	41,878	39,911
	2,625,683	2,824,190	2,875,297	3,106,813	3,151,829
Tea . . . . .	443,336	572,006	424,667	493,483	518,420
Other Articles . . . . .	49	141	242	213	123
Total Value of Articles of Food and Drink . . . . .	7,950,819	8,657,752	8,386,580	8,722,870	8,848,889
<b>III.—METALS AND MANUFACTURES OF.</b>					
Metals :					
Brass :					
Unwrought . . . . .	668	309	45	73	0
Wrought . . . . .	70,708	65,969	47,650	60,000	57,870
	71,376	66,278	47,695	60,073	57,870
Copper .					
Ore . . . . .	0	0	0	115	0
Old, for re-manufacture . . . . .	4,863	4,780	4,666	2,681	2,892
Unwrought :					
Tiles, ingots, cakes, and bricks . . . . .	45,781	233,793	36,595	80,832	181,641
Other sorts . . . . .	165,277	411,758	172,360	197,634	95,206
Wrought :					
Lametta . . . . .	57,908	70,289	59,934	62,953	43,191
Mixed or Yellow Metal, for sheathing . . . . .	792,739	845,385	693,805	900,040	445,358
Sheets and other manufactures . . . . .	702,189	816,505	544,456	845,680	307,126
	1,768,757	2,382,510	1,511,816	2,089,935	1,075,414
Iron :					
Ore . . . . .	0	3	0	0	33
Old, for re-manufacture . . . . .	3,172	3,986	8,682	11,652	3,150
Cast (pig) . . . . .	37,658	37,311	43,598	56,996	76,061
Wrought :					
Anchors, Cables, and Kentledge . . . . .	22,896	23,689	18,187	23,972	34,901
Bar . . . . .	486,355	543,361	286,543	312,929	295,358
Angle, Bolt, and Rod . . . . .	217,077	217,759	281,559	415,716	422,862
Sheets and Plates . . . . .	316,852	302,067	217,713	247,224	217,206
Tinned plates . . . . .	•	•	84,448	157,646	118,151
Galvanised (other than wire) . . . . .	614,844	495,809	334,088	724,288	818,552
Hoop . . . . .	58,893	57,395	54,570	58,832	57,770
Nails, Screws, and Rivets . . . . .	162,003	157,687	164,820	229,613	189,186
Wire . . . . .	17,769	23,337	11,402	18,336	29,123
Beams, Pillars, Girders, and Bridge-work . . . . .	176,543	184,379	217,925	174,571	97,172
Pipes and Tubes . . . . .	184,549	223,511	222,142	235,067	231,300
Rice-bowls . . . . .	52,467	54,027	44,499	64,119	65,571
Other manufactures of wrought or cast iron, or of iron mixed with steel . . . . .	72,356	96,047	55,013	80,885	116,465
	2,423,434	2,420,968	2,245,189	2,811,846	2,772,861

\* Included with sheets and plates.

## No. 6—continued.

## QUANTITY OF IMPORTS OF PRINCIPAL ARTICLES into British India—continued.

ARTICLES.	1892-93.	1893-94.	1894-95.	1895-96.	1896-97.
III.—METALS AND MANUFACTURES OF—continued					
Metals—continued.					
Lead.					
Ore - - - - - Cwt.	4,691	4,236	3,475	2,698	6,083
Pig - - - - - "	17,707	20,192	14,016	20,684	13,962
Wrought.					
Sheets for tea chests - - - - - "	72,787	76,599	78,905	80,400	83,236
Sheets, Pipes, and Tubes - - - - - "	7,968	8,116	6,741	8,236	8,397
Other sorts - - - - - "	9,923	12,824	9,413	9,668	11,756
Other sorts - - - - - "	0	0	0	0	0
"	113,076	121,967	112,550	121,686	123,434
Quicksilver - - - - - Lbs	359,039	316,419	120,629	354,307	260,141
Steel.					
Cast - - - - - Cwt.	12,407	16,191	8,178	8,516	15,330
Bars - - - - - "	*	502,798	337,120	598,943	582,745
Hoop - - - - - "	115,958	194,674	165,048	223,536	221,743
Plates and sheets - - - - - "	*	204,281	149,867	321,511	287,838
Other sorts - - - - - "	493,191	121,875	245,120	549,747	445,525
"	621,556	1,039,819	905,333	1,702,253	1,553,181
Tin:					
Unwrought (block) - - - - - "	37,449	45,565	46,294	50,150	36,300
Wrought (including plates or skeletons, not tinned iron) - - - - - "	154	341	2,131	179	97
"	37,603	45,906	48,425	50,329	36,597
Zinc or Spelter					
Unwrought - - - - - "	97,803	116,601	69,439	73,378	26,990
Wrought or manufactured - - - - - "	17,733	14,628	14,844	15,873	17,828
Other sorts - - - - - "	246	302	453	610	12
"	115,782	131,531	84,736	89,861	44,830
Unenumerated - - - - - "	5,164	6,287	4,592	9,488	10,207
Total Metals - - - - - "	4,925,876	5,661,148	4,769,987	6,459,568	5,913,837
Hardware and Cutlery (including plated ware)					
Cutlery - - - - - "	—	—	—	—	—
Hardware					
Agricultural Implements - - - - - "	—	—	—	—	—
Other implements and tools - - - - - "	—	—	—	—	—
Sewing machines - - - - - No.	*	10,938	8,263	12,374	10,450
Other sorts - - - - - "	—	—	—	—	—
"	—	—	—	—	—
Machinery and Millwork					
Steam-engines and parts.					
Locomotives (excluding those for Railways)	—	—	—	—	—
Other sorts - - - - - "	—	—	—	—	—
Agricultural (not being steam)	—	—	—	—	—
Other sorts - - - - - "	—	—	—	—	—
Railway Plant and Rolling-stock:					
Locomotive Engines and Tenders, and parts thereof - - - - - "	—	—	—	—	—
Carrages and Trucks, and parts thereof - - - - - "	—	—	—	—	—
Materials for Construction:					
Steel rails and fish plates - - - - - Cwt.	615,211	858,171	816,098	751,628	2,069,322
Sleepers and keys of steel and iron - - - - - "	526,063	558,602	441,004	300,368	1,771,161
Other sorts - - - - - "	220,904	225,675	329,360	504,006	930,140
IV—CHEMICALS, DRUGS, MEDICINES AND NARCOTICS, AND DYEING AND TANNING MATERIALS:					
Chemicals:					
Alum - - - - - Cwt.	63,677	59,843	71,512	79,720	53,893
Arsenic - - - - - "	1,292	1,552	1,515	2,492	1,729
Bicarbonate of soda - - - - - "	25,947	52,414	37,506	42,159	30,873
Chemicals for paper-making - - - - - "	—	—	—	—	—
Copperas - - - - - Cwt.	17,873	23,487	17,231	25,722	21,694
Sal Ammoniac - - - - - "	3,870	3,665	7,608	5,316	4,246
Sulphur (Brimstone) - - - - - "	29,275	20,464	24,800	34,930	20,086
Sulphuric Acid - - - - - "	21,983	27,377	23,990	38,592	40,410
Other sorts - - - - - "	—	—	—	—	—

\* Not separately enumerated.

## No. 7—continued.

## VALUE of IMPORTS of PRINCIPAL ARTICLES into British India—continued.

ARTICLES.	1892-93.	1893-94.	1894-95.	1895-96.	1896-97.
<b>III.—METALS AND MANUFACTURES OF—continued.</b>					
<b>METALS—continued.</b>					
Lead :					
Ore . . . . .	5,853	4,948	4,157	3,485	7,121
Pig . . . . .	16,251	18,310	13,544	21,760	14,746
Wrought :					
Sheets for tea chests . . . . .	111,119	115,558	122,422	122,646	118,524
Sheets, Pipes, and Tubes . . . . .	8,481	8,872	7,785	10,843	10,245
Other sorts . . . . .	14,003	18,640	14,024	15,377	18,719
Other sorts . . . . .	0	0	0	0	0
	155,707	166,328	161,932	174,116	169,358
Quicksilver . . . . .	53,874	44,354	18,759	60,815	41,197
Steel :					
Cast . . . . .	19,676	23,989	15,479	14,001	21,437
Bars . . . . .	*	270,301	188,946	327,846	315,605
Hoop . . . . .	77,092	127,465	115,288	152,919	154,254
Plates and sheets . . . . .	*	118,721	98,748	208,290	184,169
Other sorts . . . . .	288,416	82,300	167,332	333,699	287,351
	385,184	622,776	585,793	1,036,755	962,816
Tin :					
Unwrought (block) . . . . .	295,579	326,844	317,684	327,830	219,654
Wrought (including plates or sheets, not tinned iron) . . . . .	455	728	3,016	1,581	883
	296,034	327,572	320,700	329,411	220,537
Zinc or Spelter .					
Unwrought . . . . .	148,398	163,627	93,516	93,901	36,341
Wrought or manufactured . . . . .	36,836	28,399	28,747	30,168	33,876
Other sorts . . . . .	643	849	809	1,031	15
	185,877	192,875	123,072	125,100	70,232
Unenumerated . . . . .	41,774	54,931	46,807	85,421	92,488
<b>Total Metals . . . . .</b>	<b>5,382,017</b>	<b>6,278,592</b>	<b>5,061,763</b>	<b>6,773,472</b>	<b>5,462,773</b>
Hardware and Cutlery (including plated ware):					
Cutlery . . . . .	*	*	*	*	46,842†
Hardware :					
Agricultural Implements . . . . .	66,106	78,782	48,658	60,941	78,179
Other implements and tools . . . . .	*	*	*	*	46,793†
Sewing Machines . . . . .	*	40,450	39,951	58,233	46,628
Other sorts . . . . .	1,217,754	1,261,241	1,243,946	1,364,301	1,333,500
<b>Total . . . . .</b>	<b>1,283,860</b>	<b>1,380,473</b>	<b>1,332,555</b>	<b>1,483,475</b>	<b>1,577,742</b>
Machinery and Millwork :					
Steam engines and parts :					
Locomotives (excluding those for Railways) . . . . .	2,888	0	14,296	12,737	12,874
Other sorts . . . . .	1,359,596	1,235,931	1,357,579	1,533,774	1,719,721
Agricultural (not being steam) . . . . .	141,012	112,218	164,808	192,791	114,513
Other sorts . . . . .	855,607	1,169,889	905,750	1,498,090	1,663,082
	2,359,103	2,518,038	2,442,433	3,237,401	3,510,190
Railway Plant and Rolling-stock :					
Locomotive Engines and Tenders, and parts thereof . . . . .	155,068	323,642	171,335	446,013	168,395
Carrages and Trucks, and parts thereof . . . . .	325,017	223,459	477,546	332,372	224,475
Materials for Construction :					
Steel rails and fish-plates . . . . .	223,220	344,665	403,518	286,381	897,576
Sleepers and keys of steel and iron . . . . .	190,908	185,239	287,286	104,014	658,507
Other sorts . . . . .	138,726	165,671	217,284	350,904	712,764
	1,032,939	1,242,976	1,556,969	1,520,584	2,661,717
<b>Total Value of Metals and Manufactures of . . . . .</b>	<b>10,057,919</b>	<b>11,420,079</b>	<b>10,393,720</b>	<b>13,014,932</b>	<b>13,192,422</b>
<b>IV.—CHEMICALS, DRUGS, MEDICINES AND NARCOTICS, AND DYEING AND TANNING MATERIALS :</b>					
Chemicals :					
Alum . . . . .	28,884	27,898	36,742	39,820	24,949
Arsenic . . . . .	2,307	3,049	2,792	5,082	3,148
Bicarbonate of soda . . . . .	14,425	35,829	27,343	29,396	20,287
Chemicals for paper-making . . . . .	53,307	88,993	88,497	92,538	69,908
Copperas . . . . .	6,186	7,593	6,872	10,702	6,436
Sulphuric Acid . . . . .	10,725	10,580	26,334	18,908	14,331
Sulphur (Brimstone) . . . . .	17,050	10,843	12,618	19,700	11,312
Sulphuric Acid . . . . .	29,137	31,814	30,703	48,787	49,417
Other sorts . . . . .	145,725	140,553	180,425	190,613	186,891
	307,746	357,152	412,326	455,546	386,679

\* Not separately enumerated.

† From November 1896 only.

## No. 6—continued.

## QUANTITY OF IMPORTS OF PRINCIPAL ARTICLES into British India—continued

ARTICLES	1892-93.	1893-94.	1894-95.	1895-96.	1896 97
<b>IV.—CHEMICALS, DRUGS, MEDICINES AND NARCOTICS, AND DYEING AND TANNING MATERIALS</b>					
—continued					
Drugs, Medicines, and Narcotics :					
Aloes - - - - - Cwt.	577	863	515	476	162
Asafoetida - - - - - "	5,913	8,245	9,534	8,469	5,949
Camphor					
Blimsaini or Baras - - - - - Lbs.	949	1,453	464	512	340
Other sorts - - - - - "	1,299,431	1,608,021	1,322,222	830,109	1,153,782
Cassia Lignea - - - - - Cwt.	26,054	17,875	29,067	21,831	16,754
Galangal - - - - - "	5,652	6,254	4,464	3,838	4,498
Quinine - - - - - Lbs.	32,158	28,996	31,714	49,524	46,122
Other sorts - - - - - "	—	—	—	—	—
Opium - - - - - Lbs.	248	2,629	350	329	281
Tobacco					
Unmanufactured - - - - - Lbs	912,537	487,163	695,375	807,747	427,111
Manufactured					
Cigars - - - - - "	78,815	95,083	121,358	269,890	241,108
Other sorts - - - - - "	1,276,689	1,692,903	1,175,152	1,494,691	1,567,717
	2,268,041	2,275,149	1,991,885	2,572,328	2,175,936
Dyeing and Tanning Materials.					
Coal-tar Dyes					
Alizarine - - - - - Lbs. }	5,923,865	6,288,265	{ 4,187,952	5,072,101	4,915,003
Aniline - - - - - " }			{ 1,790,771	2,693,272	2,101,174
	5,923,865	6,288,265	5,978,723	7,765,373	7,016,177
Cochineal - - - - - Cwt.	2,132	2,180	1,885	2,260	1,703
Cutch - - - - - "	36	31	59	24	2
Gambier - - - - - "	17,567	18,660	20,198	21,191	19,944
Indigo - - - - - "	801	2,132	2,210	1,213	616
Madder or Manjit - - - - - "	1,210	3,607	581	2,339	547
Myrabolams - - - - - "	7,813	1,938	4,698	466	334
Saffron - - - - - "	271	317	225	305	206
Other sorts - - - - - "	19,435	13,952	8,068	7,989	9,147
<b>V.—OILS</b>					
Oils :					
Animal - - - - - Gals	69,348	159,154	152,016	213,360	181,460
Essential - - - - - "	7,019	7,867	3,913	6,761	6,802
Mineral					
Kerosine - - - - - "	64,409,305	83,611,938	50,364,624	63,312,422	64,471,307
Other sorts - - - - - { and Cwt.	2,676,663	2,996,630	3,076,801	3,335,499	3,949,841
	0	0	0	54	162
Vegetable, not Essential					
Cocoa-nut - - - - - Gals	1,274,983	1,589,525	236,621	588,597	1,884,052
Earth-nut - - - - - "	47,436	5,445	14,351	14,653	2,296
Linseed - - - - - "	224,041	217,488	196,004	217,878	224,352
Other sorts - - - - - { and Cwt	8,969	12,772	31,553	41,390	33,528
	0	54	0	0	0
Total Quantity of Oils - { Gals.	68,717,764	88,600,819	54,075,883	67,730,569	70,763,638
{ and Cwt	0	54	0	54	162
<b>VI.—RAW MATERIALS AND UNMANUFACTURED ARTICLES</b>					
Bristle and fibre for brushes and brooms - Cwt.	*	*	*	110	650
Canes and Rattan - - - - - "	24,271	31,736	22,097	23,222	20,235
Caoutchouc - - - - - "	0	234	0	1	10
Coal					
Coal - - - - - Tons	634,749	544,003	808,983	746,850	481,036
Coke - - - - - "	12,536	11,257	12,426	14,396	13,374
Patent fuel - - - - - "	900	17	2,175	750	550
Cour - - - - - Cwt.	252	272	50	240	387
Cotton.					
Asiatic - - - - - "	58,920	57,624	19,747	51,474	20,778
Other than Asiatic - - - - - "	48,552	36,868	58,230	65,920	36,239
Feathers - - - - - Lbs	344	1,045	1,701	672	1,258
Flax - - - - - "	140	145	1,988	0	85
Fodder, bran, and cattle-food of all kinds Cwt.	*	*	*	15,946	32,561
Gums and Resins -					
Arabic - - - - - "	5,552	7,792	6,101	5,627	2,879
Benjamin - - - - - "	10,609	11,573	12,874	13,464	12,011
Olibanum or Frankincense - - - - - "	19,747	34,062	25,963	30,426	21,719
Rosin - - - - - "	31,575	54,307	43,946	51,221	47,880
Other sorts - - - - - "	18,922	18,341	18,901	20,509	15,185
Hemp - - - - - "	9,334	12,166	12,555	14,160	17,466

\* Not separately enumerated.

## No. 7—continued.

## VALUE of IMPORTS of PRINCIPAL ARTICLES into British India—continued

ARTICLES.	1892-93.	1893-94.	1894-95.	1895-93.	1896-97.
<b>IV.—CHEMICALS, DRUGS, MEDICINES AND NARCOTICS, AND DYEING AND TANNING MATERIALS—continued.</b>					
Drugs, Medicines, and Narcotics :					
Aloes - - - - -	1,787	2,320	1,098	1,277	364
Asafetida - - - - -	26,498	43,709	35,429	34,105	26,122
Camphor :					
Blimsaini or Baras - - - - -	2,588	3,671	2,241	3,043	2,267
Other sorts - - - - -	118,606	135,386	98,665	100,231	117,220
Cassia lignea - - - - -	40,719	35,089	61,004	50,586	39,492
Galangal - - - - -	4,389	4,884	3,251	3,198	3,660
Quinine - - - - -	38,297	34,378	45,812	62,583	47,167
Other sorts - - - - -	240,704	263,351	270,709	306,134	272,344
	473,588	522,788	518,209	561,162	508,636
Opium - - - - -	418	1,103	584	536	436
Tobacco :					
Unmanufactured - - - - -	26,816	36,278	31,560	48,261	30,934
Manufactured :					
Cigars - - - - -	32,403	34,049	40,437	61,971	55,408
Other sorts - - - - -	129,589	177,307	145,995	174,280	176,684
	188,808	247,634	217,992	284,512	263,026
Dyeing and Tanning Materials .					
Coal-tar Dyes :					
Alizarine - - - - -	501,921	533,104	271,041	326,030	310,321
Aniline - - - - -			281,303	377,871	296,005
Cochineal - - - - -	23,483	24,461	26,352	31,580	23,042
Cutch - - - - -	71	73	91	45	9
Gambier - - - - -	35,915	38,301	36,585	45,343	43,602
Indigo - - - - -	2,824	34,467	42,730	10,924	1,063
Madder or Manjit - - - - -	1,567	4,078	602	2,172	593
Myrabolams - - - - -	3,117	778	1,434	192	144
Saffron - - - - -	52,044	56,041	37,257	54,187	58,738
Other sorts - - - - -	23,701	17,590	19,788	11,449	17,830
	644,633	708,893	717,183	858,893	731,347
Total Value of Chemicals, Drugs, Medicines and Narcotics, and Dyeing and Tanning Materials					
	1,615,193	1,837,570	1,866,294	2,160,649	1,890,124
<b>V—Oils .</b>					
Oils :					
Animal - - - - -	7,133	15,093	17,771	26,069	21,976
Essential - - - - -	10,579	11,915	8,333	10,512	11,566
Mineral :					
Kerosene - - - - -	2,515,874	3,091,526	1,941,966	2,779,743	2,859,356
Other sorts - - - - -	174,300	184,059	181,034	187,657	228,923
Vegetable, not Essential :					
Cocoa-nut - - - - -	163,942	224,910	28,705	85,616	271,164
Earth-nut - - - - -	8,222	835	1,734	1,826	273
Linseed - - - - -	37,106	37,633	37,824	42,020	41,865
Other sorts - - - - -	1,916	4,217	3,855	3,977	4,027
Total Value of Oils - - -					
	2,919,162	3,570,188	2,221,222	3,137,420	3,439,150
<b>VI.—RAW MATERIALS AND UNMANUFACTURED ARTICLES :</b>					
Bristles and fibre for brushes and brooms - - -	*	*	*	1,305	2,132
Canes and Rattans - - - - -	22,997	32,234	18,779	27,513	32,165
Caoutchouc - - - - -	6	3,139	0	19	69
Coal :					
Coal - - - - -	1,101,791	936,437	1,432,095	1,356,236	930,756
Coke - - - - -	37,801	36,126	37,299	45,054	46,941
Patent fuel - - - - -	1,858	25	4,570	1,500	1,325
Coir - - - - -	186	187	24	82	109
Cotton :					
Asiatic - - - - -	137,222	133,013	35,279	58,935	28,129
Other than Asiatic - - - - -	124,598	90,626	169,436	168,330	99,730
Feathers - - - - -	50	152	418	246	323
Flax - - - - -	3	2	8	0	2
Fodder, bran, and cattle food of all kinds - - -	*	*	*	5,480	10,953
Gums and Resins :					
Arabic - - - - -	9,003	13,678	10,078	10,484	5,644
Benjamin - - - - -	29,576	31,633	33,499	36,444	32,762
Olibanum or Frankincense - - - - -	23,656	37,329	27,430	31,278	22,836
Rosin - - - - -	13,391	24,458	21,588	29,181	28,193
Other sorts - - - - -	28,747	27,826	25,809	23,010	21,575
Hemp - - - - -	22,636	28,633	25,688	27,118	29,316

\* Not separately enumerated.



## No. 6—continued.

## QUANTITY of IMPORTS of PRINCIPAL ARTICLES into British India—continued.

ARTICLES	1892-93.	1893-94.	1894-95.	1895-96.	1896-97
<b>VI—RAW MATERIALS AND UNMANUFACTURED ARTICLES—continued.</b>					
Hides and Skins .					
Hides - - - - -	{ No. 20,939	22,874	21,834	20,093	36,10
	{ =Cwt 1,673	2,019	1,977	3,886	5,31
Skins - - - - -	{ No. 712,100	940,400	965,847	809,259	892,05
	{ =Cwt. 16,400	25,293	22,272	20,336	22,23
Horns - - - - -	430	306	379	414	40
Ivory - - - - -	Lts 394,588	463,194	418,073	450,240	331,08
Jewellery & Precious Stones and Pearls, unset - - - - -	—	—	—	—	—
Jute - - - - -	Cwt 17	81	103	0	0
Lac, stick - - - - -	419	10,353	16,701	8,398	4,42
Manures - - - - -	Tons 171	350	232	190	34
Natural History Specimens - - - - -	—	—	—	—	—
Pitch, Tar, and Dammer - - - - -	Cwt. 119,907	106,244	124,053	157,876	114,00
Plants, Living - - - - -	—	—	—	—	—
Seeds					
Essential					
Cummin- - - - -	Cwt. 821	854	1,673	526	1,00
Castor - - - - -	17	29	520	37	6,81
Linseed - - - - -	3,141	10,092	14,869	11,128	8,00
Mustard - - - - -	31	352	1,336	1,341	30
Poppy - - - - -	12,026	2,682	1,621	4,687	5,90
Rape - - - - -	17,212	11,314	931	7,321	2,10
Til or Jingly - - - - -	104,767	77,584	63,661	69,472	42,50
Other sorts - - - - -	8,970	9,960	15,451	16,621	17,60
	146,985	112,867	100,062	101,133	84,40
Shells and Cowries					
Shells (chanks, large ornamental shells, &c) - - - - -	Cwt 26,114	20,465	20,223	10,743	14,10
Tortoise shell (including nakhla or nakh) - - - - -	Lbs 23,461	29,079	23,865	18,363	20,80
Cowries - - - - -	Cwt 31,218	22,756	16,193	18,508	18,20
Silk - - - - -	Lbs 2,292,846	2,947,595	2,494,496	3,030,546	2,287,70
Stone and Marble - - - - -	Cwt 718,923	493,116	817,879	848,309	489,70
Tallow - - - - -	3,385	3,933	4,530	6,046	9,20
Wax (excluding candles) - - - - -	1,297	1,987	39	66	10
Wood .					
Teak- - - - -	Cubic Tons 2,708	8,321	17,238	24,294	14,10
Other Timber - - - - -	Tons 11,561	16,017	15,575	20,249	17,10
Firewood - - - - -	3,934	1,909	2,273	2,166	1,70
Ornamental					
Sandal - - - - -	—	—	—	—	—
Ebony - - - - -	—	—	—	—	—
Other sorts - - - - -	—	—	—	—	—
Wool - - - - -	Lbs. 4,601,921	4,853,208	4,933,520	5,552,258	4,725,80
All other Articles - - - - -	—	—	—	—	—
<b>VII—ARTICLES MANUFACTURED AND PARTLY MANUFACTURED :</b>					
Yarns and Textile Fabrics :					
Cotton :					
Twist and Yarn - - - - -	Lbs. 38,276,545	42,806,991	41,482,747	46,354,766	50,173,80
Manufactures .					
Piece goods :					
Grey (unbleached) - - - - -	Yards 1,092,584,240	1,314,037,764	1,352,271,334	1,066,445,699	1,222,920
White (bleached) - - - - -	376,358,801	393,129,691	497,332,337	333,753,892	414,154
Coloured, printed, or dyed - - - - -	339,111,153	422,320,035	408,072,087	314,679,687	359,916
Handkerchiefs and Shawls in the piece - - - - -	No 15,481,430	19,865,078	13,683,201	16,776,764	13,072
Other sorts - - - - -	Yards 286,400	217,424	0	20	—
Lace and Patent Net - - - - -	1,881,548	2,749,928	1,697,947	2,460,696	1,907
Hosiery pure and mixed - - - - -	—	—	—	—	—
Thread, sewing - - - - -	Lbs 972,962	950,390	975,455	825,929	705
Canvas - - - - -	Yards 70,721	94,248	52,615	167,465	63
Rope - - - - -	Lbs * 1,559,670	1,394,898	1,393,730	1,844,405	2,023
Other sorts - - - - -	—	—	—	—	—

\* Included with "Other sorts."

## No. 7—continued.

## VALUE OF IMPORTS OF PRINCIPAL ARTICLES into British India—continued.

ARTICLES.	1892-93.	1893-94.	1894-95.	1895-96.	1896-97.
<b>VI.—RAW MATERIALS AND UNMANUFACTURED ARTICLES—continued.</b>					
<b>Hides and Skins :</b>					
Hides . . . . .	3,218	5,147	5,586	17,702	15,176
Skins . . . . .	58,867	84,178	71,640	71,120	75,299
Horns . . . . .	3,594	4,421	7,382	9,130	9,359
Ivory . . . . .	234,857	288,759	258,435	309,013	214,163
<b>Jewellery, &amp;c. :</b>					
Precious Stones and Pearls, unset . . . . .	207,340	154,411	569,099	652,351	528,680
Jute . . . . .	16	38	44	0	0
Lac, stick . . . . .	1,057	39,596	49,471	32,510	14,630
Manures . . . . .	773	3,813	1,904	1,418	2,892
Natural History Specimens . . . . .	1,744	2,972	1,720	1,188	1,739
Pitch, Tar, and Dammer . . . . .	41,998	40,781	47,633	65,431	49,267
Plants, Living . . . . .	1,131	1,667	1,858	1,672	1,591
<b>Seeds :</b>					
<b>Essential :</b>					
Cummin . . . . .	1,418	1,435	3,080	1,245	2,518
Castor . . . . .	10	15	242	18	5,166
Linseed . . . . .	2,217	6,479	9,778	7,916	5,219
Mustard . . . . .	23	262	800	894	187
Poppy . . . . .	7,742	1,883	1,160	3,729	4,554
Rape . . . . .	10,990	7,343	499	4,266	1,417
Til or Jinjili . . . . .	84,117	63,033	43,698	41,865	30,814
Other sorts . . . . .	18,510	22,162	32,378	33,250	35,224
	125,027	102,612	91,635	93,183	85,099
<b>Shells and cowries :</b>					
Shells (chanks, large ornamental shells, &c.) . . . . .	47,521	45,156	34,191	31,080	19,621
Tortoise-shell (including nakhla or nakh) . . . . .	8,104	8,859	5,651	5,512	5,427
Cowries . . . . .	12,655	8,999	5,884	6,969	9,318
Silk . . . . .	1,016,080	1,360,179	1,036,533	1,232,950	875,488
Stone and Marble . . . . .	28,846	27,461	36,601	28,900	25,172
Tallow . . . . .	7,777	10,459	11,051	14,499	19,916
Wax (including candles) . . . . .	4,216	6,171	175	312	709
<b>Wood :</b>					
Teak . . . . .	18,323	48,013	114,510	157,940	100,481
Other Timber . . . . .	52,583	69,970	62,085	98,998	88,162
Firewood . . . . .	3,888	1,852	2,297	2,473	1,924
<b>Ornamental :</b>					
Sandal . . . . .	1,380	1,379	849	412	826
Ebony . . . . .	24	10	191	0	1
Other sorts . . . . .	5,926	6,280	2,672	2,461	1,681
Wool . . . . .	126,204	141,327	132,419	160,749	140,228
All other Articles . . . . .	37,512	30,156	27,521	31,539	30,712
Total Value of Raw Materials and Unmanufactured Articles . . . . .	£ 3,604,182	3,890,164	4,420,947	4,851,627	3,610,521
<b>VII.—ARTICLES MANUFACTURED AND PARTLY MANUFACTURED :</b>					
<b>Yarns and Textile Fabrics :</b>					
<b>Cotton :</b>					
Twist and Yarn . . . . .	2,683,850	3,108,941	2,851,254	2,971,090	3,325,871
<b>Manufactures :</b>					
<b>Piece Goods :</b>					
Grey (unbleached) . . . . .	12,176,730	15,995,911	16,084,321	12,634,393	14,408,878
White (bleached) . . . . .	4,864,361	5,538,086	6,722,601	4,589,673	5,730,280
Coloured, printed, or dyed . . . . .	5,295,514	7,015,426	6,376,524	4,935,406	5,607,953
Handkerchiefs and Shawls in the piece . . . . .	163,275	220,098	199,785	199,290	159,544
Other sorts . . . . .	12,482	9,343	0	1	12
Lace and Patent Net . . . . .	52,532	70,917	35,289	47,287	45,613
Hosiery, pure and mixed . . . . .	110,949	147,583	154,015	100,868	196,037
Thread, sewing . . . . .	164,405	177,483	164,529	160,875	140,479
Canvas . . . . .	2,277	4,020	1,658	5,499	2,454
Rope . . . . .			490	10,014	8,574
Other sorts . . . . .	97,490	89,661	83,052	101,476	124,480
	22,942,015	29,268,528	29,822,374	22,784,782	26,424,304

\* Included with "Other sorts."

## No. 6—continued.

## QUANTITY of IMPORTS of PRINCIPAL ARTICLES into British India—continued.

ARTICLES.	1892-93.	1893-94.	1894-95.	1895 96.	1896 97
VII—ARTICLES MANUFACTURED AND PARTLY MANUFACTURED—continued.					
Yarns and Textile Fabrics—continued					
Flax					
Twist and Yarn - - - - - Lbs	32,174	24,057	11,507	23,762	7,687
Manufactures					
Piece goods - - - - - Yards	698,625	638,696	1,166,831	1,115,540	1,574,580
Thread, sewing - - - - - Lbs	169,707	150,959	108,634	109,280	83,725
Canvas - - - - - Yards	1,427,525	1,334,921	1,334,625	1,524,502	1,461,532
Other sorts (including bags and sacks) - - - - - Lbs	195,416	223,859	287,211	264,042	103,728
Hemp					
Manufactures (excluding cordage)					
Cloth - - - - - Yards	189,097	260,655	110,126	194,318	129,046
Bags and Sacks - - - - - No	97	0	9	2,020	5,716
Jute					
Manufactures					
Gunny Bags - - - - - No	2,900,387	2,523,441	3,236,399	3,154,692	3,570,224
" Cloths - - - - - Yards	39,574	70,863	39,045	49,182	54,865
Canvas - - - - - "	1,114,614	1,200,205	467,445	1,192,793	836,597
Twist and Yarn - - - - - Lbs	3,962	13,341	13,754	22,578	8,787
Rope and Twine - - - - - Cwt.	137	141	127	148	97
Other kinds - - - - - "	727	254	890	729	2,480
Silk					
Manufactures					
Thread for sewing, &c - - - - - Lbs	12,009	21,122	11,555	7,732	14,707
Piece goods - - - - - Yards	12,558,447	13,356,429	9,953,253	13,269,424	10,065,569
Goods of silk mixed with other materials - - - - - "	2,844,631	3,062,298	3,932,772	5,051,282	5,693,313
Other sorts - - - - - Lbs	34,192	72,322	53,781	216,451	291,925
Wool:					
Manufactures:					
Piece goods - - - - - Yards	11,465,892	15,054,352	12,156,592	11,384,091	14,309,611
Shawls - - - - - No	653,650	752,184	924,883	787,483	963,181
Brands - - - - - Lbs	273,811	295,613	245,398	342,439	275,183
Carpets and rugs - - - - - "	*	*	*	225,981 †	425,476
Other sorts - - - - - "	1,231,945	1,481,459	986,742	998,697	1,076,764
Apparel:					
Apparel (including haberdashery, millinery, &c, but excluding hosiery) - - - - - Pairs	330,514	367,921	337,150	369,772	349,653
Arms, Ammunition, &c (excluding military accoutrements):					
Fire-arms and parts thereof					
Gunpowder, common - - - - - Lbs.	321,525	230,200	207,700	256,590	130,955
" sporting - - - - - "	188,790	172,084	184,654	191,803	203,142
Dynamite and other explosives - - - - - Cwt	5,047	7,233	7,302	6,424	7,332
Other sorts - - - - - "	—	—	—	—	—
Art, works of					
Books and Printed Matter (including maps and charts) - - - - - Cwt.	15,893	19,351	12,069	12,432	14,399

\* Included with "Other sorts."

† From November 1895 only

## No. 7—continued.

## VALUE of IMPORTS of PRINCIPAL ARTICLES into British India—continued.

ARTICLES.	1892-93.	1893-94.	1894-95.	1895-96.	1896-97.
<b>VII—ARTICLES MANUFACTURED AND PARTLY MANUFACTURED—continued.</b>					
<b>Yarns and Textile Fabrics—continued.</b>					
<b>Flax :</b>					
Twist and Yarn . . . . .	1,132	1,107	589	934	420
<b>Manufactures :</b>					
Piece goods . . . . .	21,363	23,966	38,466	43,591	50,414
Thread, sewing . . . . .	12,197	10,742	10,308	11,881	9,369
Canvas . . . . .	82,383	81,843	84,797	91,860	83,758
Other sorts (including bags and sacks) . . . . .	13,257	16,439	19,692	18,292	8,888
	129,200	132,990	153,263	165,624	152,429
<b>Hemp :</b>					
<b>Manufactures (excluding cordage) .</b>					
Cloth . . . . .	5,680	10,603	5,317	10,253	6,058
Bags and Sacks . . . . .	21	0	2	31	935
	5,701	10,603	5,319	10,284	6,993
<b>Jute .</b>					
<b>Manufactures :</b>					
Gunny Bags . . . . .	43,015	36,143	30,295	39,124	42,779
„ Cloths . . . . .	1,046	1,745	919	901	1,081
Canvas . . . . .	27,686	31,058	14,640	33,201	20,172
Twist and Yarn . . . . .	88	359	341	492	218
Rope and Twine . . . . .	715	490	577	566	521
Other kinds . . . . .	680	919	3,072	2,643	8,988
	73,230	70,714	58,844	76,927	73,759
<b>Silk .</b>					
<b>Manufactures .</b>					
Thread for sewing, &c. . . . .	10,761	17,783	9,268	3,929	9,838
Piece goods . . . . .	1,491,261	1,484,349	935,363	1,162,035	777,866
Goods of silk mixed with other materials . . . . .	275,108	274,310	295,317	404,526	455,610
Other sorts . . . . .	24,441	51,432	37,472	133,830	123,355
	1,801,571	1,827,874	1,277,420	1,704,320	1,366,669
<b>Wool :</b>					
<b>Manufactures .</b>					
Piece goods . . . . .	1,130,836	1,422,071	1,103,183	1,030,436	1,198,033
Shawls . . . . .	190,548	227,179	260,382	191,443	245,013
Brands . . . . .	52,667	56,814	48,153	65,422	52,063
Carpets and Rugs . . . . .	*	*	*	23,567 †	46,784
Other sorts . . . . .	149,192	185,078	129,921	134,649	150,642
	1,523,243	1,892,042	1,541,639	1,445,517	1,692,535
<b>Total Yarns and Textile Fabrics . . . . .</b>					
	29,159,942	36,312,799	35,710,702	29,159,478	33,042,980
<b>Apparel .</b>					
Apparel (including haberdashery, millinery, &c, but excluding hosiery) . . . . .	1,259,881	1,435,337	1,303,893	1,455,580	1,391,229
Boots and Shoes . . . . .	123,949	142,712	131,298	138,700	125,194
	1,383,830	1,578,049	1,435,191	1,594,280	1,516,423
<b>Arms, Ammunition, &amp;c. (excluding military accoutrements):</b>					
Fire-arms and parts thereof . . . . .	66,397	57,137	68,235	62,804	57,738
Gunpowder, common . . . . .	10,283	10,561	8,534	9,710	4,814
„ sporting . . . . .	20,641	20,038	22,873	22,901	22,457
Dynamite and other explosives . . . . .	75,845	116,037	107,985	87,037	90,085
Other sorts . . . . .	52,609	61,940	63,414	104,954	84,296
	225,775	265,713	271,041	287,406	259,390
<b>Art, works of . . . . .</b>					
Books and Printed Matter (including maps and charts) . . . . .	42,800	58,654	32,435	49,577	41,454
	230,564	248,635	232,356	241,024	237,246

\* Included with "Other sorts."

† From November 1895 only.

## QUANTITY of IMPORTS of PRINCIPAL ARTICLES into British India—continued.

ARTICLES	1892-93.	1893-94.	1894-95.	1895-96.	1896-97.
<b>VII—ARTICLES MANUFACTURED AND PARTLY MANUFACTURED—continued.</b>					
<b>Building and Engineering Materials</b>					
Asphalt - - - - - Cwt.	11,465	16,381	20,787	27,304	17,389
Bricks and Tiles - - - - - No	2,425,744	2,032,919	2,337,410	2,328,741	3,915,291
Cement - - - - - Cwt.	509,779	518,882	532,129	716,711	574,717
Chalk and Lime - - - - - "	25,251	33,645	52,912	31,639	34,355
Clay - - - - - "	25,448	27,441	26,148	57,297	45,782
Earthenware Piping - - - - - "	37,183	51,765	44,648	19,916	27,381
Other sorts - - - - - "	4,570	10,397	11,054	13,697	11,948
Cabinet-ware and Furniture - - - - - Lbs	4,177,768	3,844,810	3,577,011	4,853,633	3,554,620
Candles - - - - - "	—	—	—	—	—
Caoutchouc, manufactures of - - - - - "	—	—	—	—	—
Carriages, Carts, &c (excluding railway carriages), and parts thereof - - - - - "	—	—	—	—	—
Chinese and Japanese-ware (including lacquered-ware, but not earthenware and porcelain) - - - - - "	—	—	—	—	—
Clocks and Watches - - - - - No	141,500	193,500	123,119	164,708	155,697
Cou, manufactures of (excluding rope) - - - - - Cwt.	14,082	9,119	6,382	8,687	6,337
Corals, Real - - - - - Lbs	174,565	240,715	276,132	291,614	230,989
Cordage and Rope of vegetable fibre (excluding jute) - - - - - Cwt	6,637	7,173	9,011	8,606	10,465
Corks - - - - - "	1,012	917	991	967	927
Earthenware and Porcelain - - - - - "	—	—	—	—	—
Fireworks - - - - - "	—	—	—	—	—
<b>Glass</b>					
Sheet and Plate - - - - - Supl. Feet	7,663,861	8,366,133	6,621,330	8,344,537	8,313,436
Beads and False Pearls - - - - - Cwt	16,467	26,638	15,876	21,842	17,462
Bottles, common - - - - - { Gross	18,438	17,284	19,384	23,109	22,962
Other ware - - - - - { = Cwt	27,533	26,315	27,476	37,804	34,540
<b>Hides and Skins :</b>					
Hides, dressed or tanned - - - - - { No.	13,220	7,919	12,568	14,120	13,142
- - - - - { = Cwt.	785	637	957	865	790
Skins, dressed or tanned - - - - - { No.	167,596	169,782	185,989	194,331	237,644
- - - - - { = Cwt.	1,225	1,294	1,310	1,307	1,470
<b>Instruments and Apparatus .</b>					
Musical - - - - - "	—	—	—	—	—
Photographic - - - - - "	—	—	—	—	—
Scientific, Philosophical, &c - - - - - "	—	—	—	—	—
<b>Ivory, manufactured - - - - - "</b>					
<b>Jewellery, &amp;c. :</b>					
Jewellery - - - - - "	—	—	—	—	—
Plate - - - - - "	—	—	—	—	—
<b>Lac :</b>					
Shell - - - - - Cwt.	2	45	16	12	1
Other sorts - - - - - "	0	13	87	5	494
<b>Leather :</b>					
Unwrought - - - - - "	1,554	1,782	1,445	1,765	1,702
<b>Manufactures of :</b>					
Saddlery and Harness - - - - - "	—	—	—	—	—
Other sorts - - - - - "	—	—	—	—	—
<b>Matches, Lucifer and other</b>					
Mats - - - - - Sq. Yds.	1,181,059	1,039,231	1,228,414	1,692,800	1,209,107
Oil and Floor Cloth - - - - - "	553,596	732,502	607,659	721,465	451,716
Paints and Colours - - - - - Cwt.	170,537	174,665	174,976	190,661	190,877
Painters' Materials - - - - - "	—	—	—	—	—
<b>Paper and Pasteboard :</b>					
Printing Paper - - - - - Cwt.	99,943	100,676	63,845	72,959	74,091
Writing Paper and Envelopes - - - - - "	—	—	—	—	—
Other kinds of Paper - - - - - Cwt.	51,862	56,686	57,494	78,899	73,021
Pasteboard, Millboard, &c - - - - - "	6,213	7,909	4,780	8,851	7,229

## VALUE OF IMPORTS of PRINCIPAL ARTICLES into British India—continued.

ARTICLES.	1892-93.	1893-94.	1894-95.	1895-96.	1896-97.
<b>VII—ARTICLES MANUFACTURED AND PARTLY MANUFACTURED—continued.</b>					
<b>Building and Engineering Materials :</b>					
Asphalt . . . . .	2,917	3,539	5,575	7,801	4,801
Bricks and Tiles . . . . .	17,027	15,009	16,510	18,108	28,990
Cement . . . . .	100,418	106,354	111,881	142,521	111,447
Chalk and Lime . . . . .	2,177	2,687	5,190	2,422	1,950
Clay . . . . .	4,417	4,598	4,897	12,268	9,088
Earthenware Piping . . . . .	12,775	20,492	16,407	8,065	10,560
Other sorts . . . . .	480	16,302	6,620	9,718	1,508
	140,211	168,981	167,080	200,903	168,344
Cabinet-ware and Furniture . . . . .	96,062	111,990	89,024	104,085	97,509
Candles . . . . .	148,426	151,982	137,899	179,142	109,975
Caoutchouc, manufactures of . . . . .	29,763	27,731	34,998	39,075	44,174
Carriages, Carts, &c. (excluding railway carriages), and parts thereof . . . . .	71,960	93,196	85,004	108,221	224,897
Chinese and Japanese-ware (including lacquered-ware, but not earthenware and porcelain) . . . . .	34,020	40,221	27,607	26,112	22,796
Clocks and Watches . . . . .	115,789	154,554	100,985	136,042	122,728
Cord, manufactures of (excluding rope) . . . . .	13,822	8,663	5,447	8,197	6,410
Corals, Real . . . . .	121,046	167,357	120,637	113,862	73,534
Cordage and Rope of vegetable fibre (excluding jute) . . . . .	29,758	29,435	41,170	37,934	43,472
Corks . . . . .	12,753	11,651	13,764	15,029	14,349
Earthenware and porcelain . . . . .	251,593	251,596	192,843	231,422	215,101
Fireworks . . . . .	63,208	67,337	57,943	49,517	61,195
<b>Glass :</b>					
Sheet and Plate . . . . .	70,042	71,483	56,480	67,513	75,219
Beads and False Pearls . . . . .	136,864	220,634	129,336	156,815	148,648
Bottles, common . . . . .	28,694	29,033	32,214	39,322	33,543
Other ware . . . . .	435,204	467,330	401,966	477,368	446,776
	670,804	788,480	619,996	741,078	704,186
<b>Hides and Skins :</b>					
Hides, dressed or tanned . . . . .	9,580	10,540	11,039	10,083	7,029
Skins, dressed or tanned . . . . .	38,656	42,448	48,191	53,560	58,919
<b>Instruments and Apparatus :</b>					
Musical . . . . .	90,188	101,159	91,269	100,214	97,125
Photographic . . . . .	35,369	46,041	46,733	51,633	46,583
Scientific, Philosophical, &c. . . . .	115,168	131,684	127,121	172,810	180,485
<b>Ivory, manufactured . . . . .</b>	18,232	25,275	25,868	36,270	17,760
<b>Jewellery, &amp;c. :</b>					
Jewellery . . . . .	83,713	123,012	91,107	119,751	99,209
Plate . . . . .	9,730	11,718	4,035	7,237	12,164
<b>Lac :</b>					
Shell . . . . .	6	186	57	78	7
Other sorts . . . . .	0	48	161	54	389
<b>Leather :</b>					
Unwrought . . . . .	30,225	36,160	30,696	39,704	35,888
<b>Manufactures of :</b>					
Saddlery and Harness . . . . .	64,566	70,362	69,159	70,532	64,719
Other sorts . . . . .	84,754	94,238	78,742	110,643	107,755
<b>Matches, lucifer and other . . . . .</b>	358,957	375,137	367,845	361,433	284,807
Mats . . . . .	16,123	12,847	15,623	19,184	15,362
Oil and Floor Cloth . . . . .	28,936	41,000	33,697	40,557	29,970
Paints and Colours . . . . .	222,279	248,448	222,791	281,977	269,758
Painters' Materials . . . . .	77,239	75,788	76,768	93,600	70,968
<b>Paper and Pasteboard :</b>					
Printing Paper . . . . .	182,325	182,134	109,237	114,914	108,314
Writing Paper and Envelopes . . . . .	150,162	192,747	129,680	141,698	149,820
Other kinds of Paper . . . . .	99,367	113,466	104,208	146,111	119,961
Pasteboard, Millboard, &c. . . . .	4,244	5,861	4,399	7,260	6,185
	436,098	494,208	347,524	409,983	384,280

## No. 6—concluded.

## QUANTITY of IMPORTS of PRINCIPAL ARTICLES into British India—concluded

ARTICLES	1892-93.	1893-94.	1894-95.	1895-96.	1896-97.
VII—ARTICLES MANUFACTURED AND PARTLY MANUFACTURED—continued					
Perfumery - - - - -	—	—	—	—	—
Printing and Lithographing materials (other than paper) - - - - -	—	—	—	—	—
Ships, parts of - - - - -	—	—	—	—	—
Soap - - - - - Cwt	56,243	60,356	47,571	64,040	55,339
Stationery (excluding paper) - - - - -	—	—	—	—	—
Sticks and Whips (including fishing rods and lines) - - - - -	—	—	—	—	—
Telegraph, Materials for construction of - - - - -	—	—	—	—	—
Toys and Requisites for Games - - - - -	—	—	—	—	—
Umbrellas - - - - - No	4,733,054	5,478,428	3,979,140	4,051,735	3,790,897
Wood, manufactures of - - - - -	—	—	—	—	—
Articles (not specified) imported by Post - - - - -	—	—	—	—	—
All other Articles - - - - -	—	—	—	—	—

## No. 7—concluded.

## VALUE of IMPORTS of PRINCIPAL ARTICLES into British India—concluded.

ARTICLES	1892-93.	1893-94.	1894-95.	1895-96.	1896-97.
<b>VII.—ARTICLES MANUFACTURED AND PARTLY MANUFACTURED—continued</b>					
Perfumery . . . . .	32,709	30,207	20,402	23,559	21,415
Printing and Lithographing materials (other than paper) . . . . .	44,317	49,694	38,848	51,510	49,603
Ships, parts of . . . . .	51,072	45,104	27,619	82,557	139,780
Soap . . . . .	116,478	121,703	104,766	131,631	117,067
Stationery (excluding paper) . . . . .	262,042	267,771	289,525	334,605	331,879
Sticks and Whips (including fishing rods and lines) . . . . .	*	*	*	*	11,738
Telegraph, Materials for construction of . . . . .	3,303	3,642	1,907	2,437	2,070
Toys and Requisites for Games . . . . .	152,475	180,399	167,253	184,571	192,445
Umbrellas . . . . .	441,145	480,933	346,331	344,218	306,943
Wood (manufactures of) . . . . .	47,861	63,402	47,383	63,383	69,680
Articles (not specified) imported by Post . . . . .	245,063	314,663	304,807	315,706	275,085
All other Articles . . . . .	198,672	241,309	196,242	284,445	259,088
<b>Total Value of Articles Manufactured and partly Manufactured . . . . . £</b>	<b>36,157,082</b>	<b>44,276,150</b>	<b>42,609,631</b>	<b>37,120,312</b>	<b>40,566,133</b>
<b>GRAND TOTAL . . . . . £</b>	<b>62,605,030</b>	<b>73,956,957</b>	<b>70,167,438</b>	<b>69,316,395</b>	<b>71,914,697</b>

\* Not separately enumerated.



QUANTITY OF EXPORTS OF PRINCIPAL ARTICLES OF INDIAN PRODUCE AND MANUFACTURE FROM  
British India.

ARTICLES.	1892-93.	1893-94.	1894-95.	1895-96.	1896-97.
<b>I.—ANIMALS, LIVING :</b>					
Horses - - - - - No.	589	328	417	235	224
Other Sorts - - - - - "	131,591	136,540	184,145	164,086	167,685
Total Number of Animals, Living - - - - - "	132,180	136,868	184,562	164,321	167,909
<b>II.—ARTICLES OF FOOD AND DRINK :</b>					
Coffee - - - - - Cwt.	296,687	278,735	281,297	290,902	210,797
<b>Fruits and Vegetables :</b>					
<b>Fruits :</b>					
Cocoanuts - - - - - No.	285,610	295,033	485,840	283,775	140,780
" Kernel or Copra - - - - - Cwt.	47,377	44,631	117,924	55,212	7,197
Other sorts - - - - - "	—	—	—	—	—
Vegetables, fresh - - - - - "	—	—	—	—	—
<b>Grain and Pulse :</b>					
Gram - - - - - Cwt.	308,990	327,744	344,652	633,199	274,954
Jowari and Bajra - - - - - "	920,366	752,745	814,269	731,669	652,812
Pulse - - - - - "	435,993	850,635	440,025	742,086	555,942
Oats - - - - - "	71,689	99,450	64,448	90,067	85,064
Rice in the husk - - - - - "	542,812	627,983	580,063	516,162	454,015
" not in the husk - - - - - "	27,395,513	24,019,924	33,721,528	34,635,624	27,820,322
Rice-flour - - - - - "	2,678	10,320	2,159	456	708
Wheat - - - - - "	14,973,453	12,156,551	6,887,791	10,002,912	1,910,553
Other sorts - - - - - "	242,024	208,853	421,197	319,069	65,973
	44,893,518	39,054,205	43,276,132	47,671,244	31,820,343
<b>Liquors :</b>					
<b>Spirits and Liqueurs :</b>					
Rum - - - - - Gals.	1,338	0	8	0	0
Other sorts - - - - - "	28	13,470	22	0	221
Other Sorts - - - - - "	2	0	0	56	1,409
	1,368	13,470	30	56	1,630
<b>Provisions :</b>					
Bêche de mer - - - - - Lbs.	43,685	101,163	74,835	52,308	82,073
Fishmaws and Sharkfins - - - - - "	860,022	993,050	935,418	1,073,754	1,196,918
Flour - - - - - "	57,940,360	68,446,446	65,885,441	74,113,622	67,176,646
<b>Fruits and Vegetables—dried, salted, or preserved</b>					
Ghi - - - - - Lbs.	186,012	175,741	197,585	212,442	190,696
Lard - - - - - "	2,528,305	3,216,553	3,022,581	2,455,260	3,672,349
Dried fish, salted - - - - - "	487,436	550,207	498,515	374,155	223,859
" not salted - - - - - "	7,932,191	6,705,085	7,024,804	9,595,401	7,375,016
Other sorts - - - - - Cwt.	1,797,609	2,165,180	3,816,905	3,605,321	3,086,754
	131,444	181,213	179,134	31,330	25,640
<b>Spices :</b>					
Betelnuts - - - - - Lbs.	275,310	246,894	290,218	212,543	280,782
Cardamoms - - - - - "	304,527	391,010	234,493	140,772	65,969
Chillies - - - - - "	8,363,229	7,368,204	8,729,240	8,290,346	8,126,173
Cinnamon - - - - - "	5,860	0	2,032	4,928	3,500
Ginger - - - - - "	4,714,203	6,534,329	10,243,707	10,802,988	10,708,228
Nutmegs - - - - - "	1,488	953	0	0	1,746
Pepper - - - - - "	12,257,270	8,652,371	8,135,905	9,852,112	13,604,520
Other sorts - - - - - "	179,997	95,228	373,772	152,462	181,305
	26,101,884	23,289,189	28,009,367	29,456,151	32,972,223
<b>Sugar :</b>					
<b>Refined or crystallised, including sugar-candy</b>					
Unrefined, viz., molasses and jaggery or gur, and other saccharine pro- duce - - - - - "	37,461	146,946	60,179	41,934	62,963
	798,773	1,150,635	958,107	1,021,832	1,097,202
	836,234	1,297,581	1,018,286	1,063,766	1,160,165
Tea - - - - - Lbs.	114,722,447	126,332,475	129,099,316	137,710,205	148,908,461
Other articles - - - - - "	—	—	—	—	—

## No. 9.

VALUE OF EXPORTS OF PRINCIPAL ARTICLES OF INDIAN PRODUCE and MANUFACTURE from  
British India.

ARTICLES	1892-93.	1893-94.	1894-95.	1895-96.	1896-97.
<b>I.—ANIMALS, LIVING :</b>					
Horses . . . . .	7,386	2,798	6,710	4,140	8,268
Other sorts . . . . .	129,921	120,415	131,051	156,913	174,699
Total Value of Animals, Living . . . . .	137,307	123,213	137,761	161,053	177,967
<b>II.—ARTICLES OF FOOD AND DRINK :</b>					
Coffee . . . . .	2,066,862	2,002,171	2,122,373	2,198,191	1,585,039
<b>Fruits and Vegetables :</b>					
<b>Fruits :</b>					
Cocoanuts . . . . .	957	895	1,632	1,028	552
"    Kernel or Copra . . . . .	42,107	49,779	122,419	65,481	9,059
Other sorts . . . . .	1,686	1,481	1,753	1,464	1,541
Vegetables, fresh . . . . .	45,267	46,665	57,837	64,395	69,568
	90,017	98,820	183,641	132,368	80,720
<b>Grain and Pulse :</b>					
Gram . . . . .	116,811	121,614	117,589	208,332	111,040
Jowari and Bajra . . . . .	319,896	228,701	257,843	235,597	228,122
Pulse . . . . .	166,364	281,811	153,244	256,822	227,166
Oats . . . . .	27,232	37,539	21,133	29,114	34,190
Rice in the husk . . . . .	132,367	138,217	114,516	106,344	96,161
"    not in the husk . . . . .	12,274,352	10,246,522	13,692,095	13,430,703	11,850,361
Rice-flour . . . . .	2,000	3,894	425	242	464
Wheat . . . . .	7,440,383	5,193,885	2,565,271	3,913,896	836,395
Other sorts . . . . .	83,567	72,959	134,734	111,724	25,618
	20,562,972	16,325,142	17,056,830	18,292,774	13,410,217
<b>Liquors :</b>					
<b>Spirits and Liqueurs</b>					
Rum . . . . .	171	0	5	0	0
Other sorts . . . . .	21	5,394	16	0	112
Other sorts . . . . .	1	0	0	14	154
	193	5,394	21	14	266
<b>Provisions :</b>					
Riche de mer . . . . .	573	1,500	793	785	1,570
Fishmaws and Sharkfins . . . . .	78,898	83,008	75,882	93,774	120,559
Flour . . . . .	342,280	405,769	365,746	413,669	430,644
Fruits and Vegetables—dried, salted, or preserved . . . . .	63,762	63,316	74,925	61,913	56,636
Ghi . . . . .	108,706	130,410	118,766	99,596	150,099
Lard . . . . .	12,211	14,205	13,605	10,746	6,790
Dried fish, salted . . . . .	76,437	71,549	69,899	96,905	75,403
"    not salted . . . . .	13,303	14,005	23,823	26,988	24,127
Other sorts . . . . .	79,632	90,115	109,716	88,418	83,915
	775,802	873,877	853,155	894,794	949,743
<b>Spices :</b>					
Betelnuts . . . . .	4,187	3,732	4,954	3,472	4,684
Cardamoms . . . . .	29,697	26,976	29,532	19,574	11,558
Chilies . . . . .	76,560	87,972	91,399	69,458	72,093
Cinnamon . . . . .	332	0	45	109	131
Ginger . . . . .	152,328	183,865	248,041	238,306	196,905
Nutmegs . . . . .	154	63	0	0	148
Pepper . . . . .	245,818	149,124	132,293	153,993	208,003
Other sorts . . . . .	5,599	4,191	10,044	4,597	3,534
	514,675	455,923	516,328	489,500	497,036
<b>Sugar :</b>					
Refined or crystallised, including sugar-candy . . . . .	53,643	194,501	79,503	54,751	66,285
Unrefined, viz., molasses and jaggery or gur, and other saccharine produce . . . . .	454,272	698,240	471,080	519,994	622,264
	507,915	892,741	550,583	574,745	688,549
Tea . . . . .	6,292,348	6,585,835	7,555,745	7,664,889	8,124,548
Other articles . . . . .	163	400	2,994	2,578	2,706
Total Value of Articles of Food and Drink . . . . .	30,810,947	27,240,303	28,841,690	30,249,862	25,338,844

## No. 8—continued.

QUANTITY OF EXPORTS OF PRINCIPAL ARTICLES OF INDIAN PRODUCE AND MANUFACTURE FROM  
British India—continued.

ARTICLES	1892-93.	1893-94.	1894-95.	1895-96.	1896-97.
<b>III.—METALS AND MANUFACTURES OF.</b>					
Metals.					
Brass					
Wrought - - - - - Cwt	2,936	2,733	3,536	4,427	3,701
Copper					
Ore - - - - - "	—	—	—	—	—
Old, for re-manufacture - - - "	0	0	7	24	11
Wrought					
Sheets and other manufactures - "	2,835	2,115	2,217	2,439	2,185
Iron					
Ore - - - - - "	1	0	16	4	0
Old, for re-manufacture - - - "	2,540	301	171	198	10,657
Wrought					
Anchors, Cables, and Kentledge - "	1,930	2,070	1,495	1,920	1,592
Nails, Screws, and Rivets - "	3,519	2,959	3,180	4,290	2,575
Other manufactures of wrought or cast iron, or of iron mixed with steel - - - - - "	4,645	3,031	2,124	2,736	3,758
Lead - - - - - "	3,097	685	2,550	1,132	4,126
Manganese ore - - - - - "	20,000	33,000	123,320	455,160	946,600
Tin					
Ore - - - - - "	0	0	50	105	0
Unwrought (block) - - - - - "	951	1,367	1,355	156	1,688
Wrought (including plates or sheets, not tinned iron) - - - - - "	24	9	2	0	0
Zinc or Spelter - - - - - "	0	1	0	0	0
Unannealed - - - - - "	141	127	421	6,521	16,083
Total Metals - - - - - "	42,619	48,398	145,444	479,112	992,976
Hardware and Cutlery (including plated ware) -	—	—	—	—	—
Maclunery and Millwork - - - - -	—	—	—	—	—
<b>IV.—CHEMICALS, DRUGS, MEDICINES AND NARCOTICS, AND DYEING AND TANNING MATERIALS</b>					
Chemicals					
Borax - - - - - Cwt	7,677	7,230	7,880	6,790	5,516
Saltpetre - - - - - "	443,931	321,933	352,985	421,769	528,452
Other sorts - - - - - "	—	—	—	—	—
Drugs, Medicines and Narcotics					
Aloes - - - - - Cwt	119	246	137	126	87
Asafoetida - - - - - "	607	121	103	94	17
Camphor - - - - - Lbs	3,458	4,762	5,234	3,083	2,624
Cinchona Bark - - - - - "	2,813,637	1,665,647	1,737,318	939,938	321,478
Galangal - - - - - Cwt.	1,531	1,541	1,101	788	556
Other sorts - - - - - "	—	—	—	—	—
Opium - - - - - { Chests	75,384	70,839	68,834	60,860	62,258
= Cwt	104,658	97,910	94,645	83,944	86,386
Tobacco					
Unmanufactured - - - - - Lbs	11,808,432	8,672,951	9,718,786	9,236,761	11,257,582
Manufactured					
Cigars - - - - - "	517,970	549,197	593,539	600,940	557,816
Other sorts - - - - - "	305,767	237,588	260,226	249,533	273,872
	12,632,169	9,459,736	10,572,551	10,087,234	12,089,270
Dyeing and Tanning Materials:					
Cutch - - - - - Cwt	229,316	187,115	153,032	183,729	122,082
Gambier - - - - - "	0	0	5	2	0
Indigo - - - - - "	126,703	131,399	166,308	187,337	169,523
Lac-dye - - - - - "	249	90	402	15	0
Mvrabolams - - - - - "	667,549	830,529	1,123,113	1,000,026	899,372
Safflower - - - - - "	990	2,353	1,790	1,904	2,487
Turmeric - - - - - "	59,907	68,551	119,422	140,758	40,733
Other sorts - - - - - "	43,790	26,062	28,613	27,318	19,683
	1,129,504	1,246,099	1,594,685	1,541,089	1,253,880

## No. 9—continued.

VALUE OF EXPORTS OF PRINCIPAL ARTICLES OF INDIAN PRODUCE AND MANUFACTURE from  
British India—continued.

ARTICLES.	1892-93.	1893-94.	1894-95.	1895-96.	1896-97.
<b>III.—METALS AND MANUFACTURES OF :</b>					
Metals :					
Brass :					
Wrought . . . . .	31,033	30,002	35,848	50,930	42,405
Copper :					
Ore . . . . .	0	0	1	0	0
Old, for re-manufacture . . . . .	0	0	24	47	38
Wrought :					
Sheets and other manufactures . . . . .	19,393	12,829	14,280	15,527	14,372
Iron :					
Ore . . . . .	0	0	2	1	0
Old, for re-manufacture . . . . .	511	49	35	47	2,044
Wrought :					
Anchors, Cables, and Kentledge . . . . .	1,417	1,703	1,218	-1,715	1,388
Nails, Screws, and Rivets . . . . .	3,745	3,202	3,527	4,868	2,740
Other manufactures of wrought or cast iron, or of iron mixed with steel . . . . .	4,089	3,052	2,141	2,727	3,541
Lead . . . . .	2,401	567	2,156	1,246	3,371
Manganese ore . . . . .	800	1,320	5,133	18,206	37,864
Tin . . . . .					
Ore . . . . .	0	0	192	531	0
Unwrought (block) . . . . .	5,661	8,454	7,797	844	8,145
Wrought (including plates or sheets, not tinned iron) . . . . .	30	13	7	1	0
Zinc or Spelter . . . . .	0	2	0	0	0
Unenumerated . . . . .	5,125	7,037	1,629	3,282	2,995
Total Metals . . . . .	74,205	68,230	73,990	90,972	118,903
Hardware and Cutlery (including plated ware) . . . . .	9,908	8,404	13,432	10,049	22,914
Machinery and Millwork . . . . .	294	54	661	127	1,027
Total Value of Metals and Manufactures of . . . . .	84,407	76,688	88,083	119,148	142,844
<b>IV.—CHEMICALS, DRUGS, MEDICINES AND NARCOTICS, AND DYEING AND TANNING MATERIALS .</b>					
Chemicals .—					
Borax . . . . .	13,010	12,547	13,941	12,014	9,449
Saltpetre . . . . .	438,940	338,102	411,365	535,946	572,164
Other sorts . . . . .	9,772	7,159	8,965	8,630	9,100
	461,722	357,808	434,271	556,590	590,713
Drugs, Medicines and Narcotics .					
Aloes . . . . .	177	450	193	219	122
Asafoetida . . . . .	1,146	320	394	306	24
Camphor . . . . .	265	365	411	361	259
Cinchona Bark . . . . .	85,898	46,220	43,571	23,294	7,527
Galangal . . . . .	1,156	1,209	833	597	443
Other sorts . . . . .	110,422	95,200	103,074	113,941	94,484
	199,064	143,764	148,476	138,718	102,859
Opium . . . . .	9,255,014	8,019,428	9,064,665	8,459,336	8,022,923
Tobacco :					
Unmanufactured . . . . .	120,611	85,187	106,930	116,396	113,820
Manufactured :					
Cigars . . . . .	43,096	50,629	60,804	62,701	63,781
Other sorts . . . . .	4,401	3,660	3,438	3,379	3,732
	168,108	139,476	171,172	182,476	181,333
Dyeing and Tanning Materials :					
Cutch . . . . .	382,484	337,890	292,136	379,611	239,953
Gambier . . . . .	0	0	11	3	0
Indigo . . . . .	4,141,179	4,182,128	4,745,915	5,354,511	4,370,757
Lac-dye . . . . .	1,009	460	2,603	170	0
Myrabolams . . . . .	336,709	415,048	464,976	404,560	361,431
Safflower . . . . .	1,714	3,838	3,712	3,317	5,631
Turmeric . . . . .	71,272	76,010	94,660	78,676	25,225
Other sorts . . . . .	8,825	7,827	6,393	6,346	6,696
	4,943,192	5,023,201	5,610,406	6,227,194	5,009,693
Total Value of Chemicals, Drugs, Medicines and Narcotics, and Dyeing and Tanning Materials . . . . .	15,027,100	13,683,677	15,428,990	15,564,314	13,907,521

## No. 8—continued.

QUANTITY OF EXPORTS OF PRINCIPAL ARTICLES OF INDIAN PRODUCE AND MANUFACTURE FROM  
British India—continued.

ARTICLES.	1892-93.	1893-94.	1894-95.	1895-96.	1896-97.
<b>V.—OILS.</b>					
Oils:					
Animal - - - - - Gals.	39,695	50,352	10,325	10,597	1,638
Essential - - - - - "	18,261	19,065	20,174	24,674	13,778
Mineral - - - - - "	71,780	67,377	48,391	315,118	191,424
Paraffin wax - - - - - Cwt.	21,278	28,858	25,458	34,715	41,332
Vegetable, not Essential:					
Dregs of Jijnli Oil - - - - - "	75,338	44,616	42,810	51,136	59,506
Castor - - - - - Gals.	2,578,992	2,294,644	2,679,236	2,016,461	1,997,545
Cocoonut - - - - - "	1,643,971	821,355	2,285,524	2,205,727	1,137,468
Earthnut - - - - - "	11,600	20,973	17,995	27,846	44,393
Linseed - - - - - "	34,696	26,352	95,079	110,625	157,060
Mustard - - - - - "	*	*	175,361	170,545	161,307
Til or Jijnli - - - - - "	122,640	165,084	282,242	225,719	160,444
Other sorts - - - - - "	312,878	281,438	240,757	69,578	44,695
Total Quantity of Oils - - - { Gals. & Cwt	4,834,513 96,616	3,746,640 73,474	5,855,084 68,268	5,176,890 85,851	3,909,752 100,838
<b>VI—RAW MATERIALS AND UNMANUFACTURED ARTICLES:</b>					
Bristles and fibres for brushes and brooms - - - - - Cwt	*	*	*	14,523	15,392
Canes and Rattans - - - - - "	3,665	1,935	1,897	2,075	2,002
Caoutchouc - - - - - "	9,972	9,616	9,270	7,154	6,213
Coal, &c - - - - - Tons	15,725	52,302	53,665	80,923	136,719
Coir - - - - - Cwt.	38,587	29,805	30,232	43,289	39,200
Cotton - - - - - "	4,789,201	4,788,888	3,384,697	5,248,428	5,216,023
Feathers - - - - - Lbs	144,328	247,036	158,329	393,723	224,241
Flax - - - - - "	5,040	0	0	0	0
Fodder, bran, and cattle food of all kinds - - - - - Cwt	*	*	*	175,005	154,096
Gums and Resins - - - - - "	42,372	36,456	28,599	34,303	60,312
Hemp - - - - - "	84,974	141,449	171,522	209,129	205,017
Hides and Skins					
Hides - - - - - { No. = Cwt	6,739,740 472,629	7,409,879 504,929	8,050,886 568,279	8,244,530 649,835	7,427,943 591,813
Skins - - - - - { No. = Cwt	8,477,905 102,090	6,370,835 78,561	7,674,551 82,521	8,173,037 96,410	6,310,988 62,825
Horns - - - - - Cwt.	60,499	49,166	61,353	67,732	59,804
Ivory - - - - - Lbs	11,213	5,694	7,164	4,668	8,501
Jewellery, &c.					
Precious Stones and Pearls, unset - - - - -	—	—	—	—	—
Jute - - - - - Cwt	10,537,512	8,690,133	12,976,791	12,266,781	11,464,356
Lac, stick and seed - - - - - "	1,331†	1,510	1,534	1,146	2,705
Manures:					
Animal Bones - - - - - Tons	47,584	50,020	76,060	77,004	74,116
Other sorts - - - - - "	1,032	1,370	3,668	2,398	2,177
Mica (commercially called Talc) - - - - - Cwt	3,329	5,123	5,699	10,231	12,826
Mowa or Mowra Flowers - - - - - "	730	3,150	413	547	19
Musk - - - - - Oz.	1,514	1,031	1,156	584	399
Natural History Specimens - - - - -	—	—	—	—	—
Rags and other materials for making paper - - - - - Cwt.	53,093	45,024	14,855	22,589	15,348
Rice-bran - - - - - Tons	64,783	60,126	95,051	92,017	102,416
Seeds:					
Essential:					
Ajama - - - - - Cwt	6,352	2,734	7,578	11,241	10,627
Ajwan - - - - - "	483	681	444	674	899
Aniseed - - - - - "	794	582	742	1,027	1,051
Corander - - - - - "	43,207	45,869	61,321	49,776	44,889
Cumin - - - - - "	10,132	10,383	12,406	13,811	11,102
"    black - - - - - "	974	662	794	1,087	908
Fennel - - - - - "	10,509	3,471	3,409	6,320	3,086
Fenugreek - - - - - "	542	1,674	1,773	2,022	2,308
Sawa or Dil - - - - - "	929	605	364	587	217
Other sorts - - - - - "	291	9,327	4,742	227	99
Castor - - - - - "	989,534	1,107,754	1,174,895	1,048,304	998,119
Cotton - - - - - "	23,550	37,503	96,769	46,362	22,276
Earthnuts - - - - - "	1,524,796	1,536,905	2,267,222	1,118,279	486,285
Linseed - - - - - "	7,817,554	10,245,176	9,016,382	5,628,574	5,350,170
Mowa or Mowra - - - - - "	33,998	459,167	344,335	144,389	44,121
Mustard - - - - - "	77,476	60,852	156,190	109,902	61,133
Poppy - - - - - "	501,741	846,439	586,315	738,150	864,748
Rape - - - - - "	2,802,070	7,319,084	4,753,685	2,249,797	1,889,007
Tea seed - - - - - "	*	*	*	3,239	4,212
Til or Jijnli - - - - - "	2,554,768	2,424,280	2,324,793	2,461,445	1,586,526
Other sorts - - - - - "	109,461	116,193	72,933	36,571	15,947
	16,509,161	24,229,341	20,887,092	13,671,843	11,397,730

\* Not separately enumerated.

† Excludes "Seed-lac."

## No. 9—continued.

VALUE OF EXPORTS OF PRINCIPAL ARTICLES OF INDIAN PRODUCE AND MANUFACTURE FROM  
British India—continued.

ARTICLES.	1892-93.	1893-94.	1894-95.	1895-96.	1896-97.
<b>V.—OILS :</b>					
Oils :					
Animal . . . . .	2,437	2,808	445	409	169
Essential . . . . .	42,020	48,899	49,333	52,935	23,260
Mineral . . . . .	2,661	2,099	1,009	15,527	11,290
Paraffin wax . . . . .	38,058	50,779	47,703	60,162	76,475
Vegetable, not Essential.					
Dregs of Jinjili Oil . . . . .	22,912	13,068	12,540	17,934	17,932
Castor . . . . .	266,748	236,902	256,625	201,547	233,092
Cocoonut . . . . .	183,193	109,319	292,401	293,221	153,016
Earthnut . . . . .	1,619	2,875	2,469	3,840	6,904
Linseed . . . . .	5,856	4,428	19,295	24,205	29,248
Mustard . . . . .	*	*	23,133	23,208	23,056
Til or Jinjili . . . . .	17,872	22,899	34,745	32,358	25,029
Other sorts . . . . .	50,250	41,805	35,318	13,361	9,298
Total Value of Oils . . . . .	633,626	535,881	775,016	738,707	608,789
<b>VI.—RAW MATERIALS AND UNMANUFACTURED ARTICLES :</b>					
Bristles and fibres for brushes and brooms . . . . .	*	*	*	80,263	93,734
Canes and Rattans . . . . .	3,814	1,941	1,902	1,979	2,042
Caoutchouc . . . . .	130,782	125,918	115,146	99,138	89,849
Coal, &c. . . . .	15,789	50,651	50,222	86,580	141,124
Cour . . . . .	28,152	21,979	20,971	32,282	28,221
Cotton . . . . .	12,743,679	13,296,670	8,703,356	14,090,193	12,970,089
Feathers . . . . .	31,381	34,366	28,618	55,518	37,099
Flax . . . . .	61	0	0	0	0
Fodder, bran, and cattle food of all kinds . . . . .	*	*	*	55,519	47,604
Gums and Resins . . . . .	96,116	77,086	64,533	80,050	141,630
Hemp . . . . .	79,155	143,734	186,446	240,183	231,118
Hides and Skins .					
Hides . . . . .	1,761,469	1,948,482	2,088,918	2,610,344	2,541,044
Skins . . . . .	876,704	618,068	790,658	1,017,949	693,532
Horns . . . . .	252,639	188,137	199,526	209,367	167,324
Ivory . . . . .	6,969	3,281	3,794	3,070	5,154
Jewellery, &c. :					
Precious stones and Pearls, unset . . . . .	12,333	9,873	8,465	14,915	13,868
Jute . . . . .	7,944,223	8,524,130	10,575,977	9,992,861	10,550,577
Lac, stick and seed . . . . .	4,787†	8,182	11,565	7,395	16,617
Manures :					
Animal Bones . . . . .	246,060	274,042	458,974	448,451	411,303
Other sorts . . . . .	4,582	6,762	19,583	11,953	11,904
Mica (commercially called Talc) . . . . .	43,435	78,184	63,775	107,221	115,336
Mowa or Mowra Flowers . . . . .	212	771	125	134	3
Musk . . . . .	4,308	3,805	5,577	2,737	1,925
Natural History Specimens . . . . .	17,987	47,409	35,133	40,340	34,130
Rags and other materials for making paper . . . . .	16,300	15,135	4,264	6,744	3,389
Rice-bran . . . . .	232,526	190,901	212,659	208,926	255,551
Seeds :					
Essential :					
Ajama . . . . .	3,774	1,659	4,107	6,260	5,230
Ajwan . . . . .	290	398	269	390	693
Aniseed . . . . .	686	598	1,014	1,294	1,095
Coriander . . . . .	31,844	34,336	30,355	21,771	24,053
Cummin . . . . .	16,610	18,605	23,091	26,405	21,131
"    black . . . . .	1,005	872	1,438	1,731	946
Fennel . . . . .	8,846	3,007	3,395	6,262	2,798
Fenugreek . . . . .	357	917	902	1,266	1,408
Sawa or Dil . . . . .	565	346	229	346	147
Other sorts . . . . .	268	5,094	2,521	170	79
Castor . . . . .	566,444	602,720	550,718	519,796	642,897
Cotton . . . . .	6,171	9,223	19,312	9,870	6,009
Earthnuts . . . . .	1,063,034	959,727	1,302,594	749,295	324,340
Linseed . . . . .	5,526,297	7,508,840	6,745,849	4,130,996	3,555,457
Mowa or Mowra . . . . .	15,489	211,827	156,103	68,211	21,372
Mustard . . . . .	53,927	41,762	112,761	71,556	36,882
Poppy . . . . .	345,493	614,082	457,437	643,790	680,596
Rape . . . . .	1,835,042	4,734,513	2,859,622	1,400,929	1,294,791
Tea seed . . . . .	*	*	*	36,006	52,993
Til or Jinjili . . . . .	2,092,316	1,930,500	1,880,835	2,001,155	1,328,296
Other sorts . . . . .	62,557	74,225	48,968	19,933	10,467
	11,631,015	16,753,251	14,201,520	9,717,432	8,011,690

\* Not separately enumerated.

† Excludes "Seed lac."

## No. 8—continued.

QUANTITY of EXPORTS of PRINCIPAL ARTICLES of INDIAN PRODUCE and MANUFACTURE from  
British India—continued

ARTICLES	1892-93.	1893-94.	1894-95.	1895-96.	1896-97.
<b>VI.—RAW MATERIALS AND UNMANUFACTURED ARTICLES—continued.</b>					
Silk					
Raw - - - - - Lbs	655,338	613,330	510,800	707,683	595,433
Chasam (waste) - - - - - „	1,087,500	1,080,684	793,892	1,072,452	898,713
Cocoons - - - - - „	77,395	77,071	26,035	12,294	643
Stone and Marble - - - - - Cwt.	13,656	7,381	4,465	6,217	9,824
Jade - - - - - „	3,508	2,270	2,540	4,249	4,319
Tallow - - - - - „	6,375	6,567	7,099	4,854	5,269
Wax (excluding candles) - - - - - „	4,667	5,816	7,487	5,882	3,142
Wood					
Teak - - - - - Cubic Tons	58,350	45,964	56,495	63,516	64,221
Other Timber - - - - - Tons	3,622	2,571	2,196	1,775	1,541
Firewood - - - - - „	40	10	1	10	81
Ornamental.					
Sandal - - - - - „	—	—	—	—	—
Ebony - - - - - „	—	—	—	—	—
Other sorts - - - - - „	—	—	—	—	—
Wool - - - - - Lbs	24,717,907	24,248,636	31,149,782	31,041,778	28,432,762
All other Articles - - - - - „	—	—	—	—	—
<b>VII.—ARTICLES MANUFACTURED AND PARTLY MANUFACTURED</b>					
Yarns and Textile Fabrics:					
Cotton					
Twist and Yarn - - - - - Lbs.	189,174,726	134,066,243	158,853,716	184,362,076	195,995,635
Manufactures					
Piece goods.					
Grey (unbleached) - - - - - Yards	61,491,754	57,760,564	68,384,776	75,263,964	59,627,753
White (bleached) - - - - - „	182,644	142,017	297,418	146,346	224,979
Coloured, printed, or dyed - - - - - „	18,004,132	14,812,399	16,962,194	17,252,017	14,724,586
Handkerchiefs and Shawls in the piece - - - - - No	1,031,439	997,202	1,232,089	1,464,214	2,058,431
Other sorts - - - - - Yards	104,464	11,179	0	0	26
Hosiery, pure and mixed - - - - - „	—	—	—	—	—
Thread, sewing - - - - - Lbs	58,503	58,061	87,963	71,366	66,713
Canvas - - - - - Yards	5,366	11,410	8,916	14,196	50,759
Other sorts - - - - - Lbs	4,625,362	2,683,734	2,475,254	3,145,355	1,461,446
Flax					
Manufactures:					
Piece Goods - - - - - Yards	2,211	1,522	320	0	407
Canvas - - - - - „	25	288	0	0	0
Other sorts (including bags and sacks) - - - - - Lbs	72,270	6,428	13,664	6,613	26,062
Hemp					
Manufactures (excluding cordage) - - - - - „	—	—	—	—	—
Jute.					
Manufactures.					
Gunny Bags - - - - - No.	123,974,986	131,266,827	143,444,320	168,247,453	165,945,531
Gunny Cloths - - - - - Yards	40,060,110	60,670,094	103,116,727	114,180,788	169,410,010
Twist and Yarn - - - - - Lbs.	3,528	20,570	1,179,169	5,369,378	3,798,440
Rope and Twine - - - - - Cwt.	4,439	5,251	11,899	20,489	18,894
Other sorts - - - - - „	—	—	—	—	—
Silk					
Manufactures.					
Thread for sewing, &c. - - - - - Lbs	0	20	2	3,205	0
Piece goods - - - - - Yards	1,768,165	2,129,815	1,343,652	1,528,225	1,427,611
Goods of silk mixed with other materials - - - - - „	276,812	345,535	373,933	341,147	221,262
Other sorts - - - - - Lbs.	4	0	112	0	14

## No. 9—continued.

VALUE of EXPORTS of PRINCIPAL ARTICLES of INDIAN PRODUCE and MANUFACTURE from  
British India—continued.

ARTICLES.	1892-93.	1893-94.	1894-95.	1895-96.	1896-97.
<b>VI.—RAW MATERIALS AND UNMANUFACTURED ARTICLES—continued.</b>					
Silk :					
Raw	505,121	572,079	425,123	550,055	449,075
Chasam (waste)	102,823	118,462	74,885	90,950	62,515
Cocoons	9,630	7,558	2,001	1,164	71
Stone and Marble	8,044	4,285	3,620	4,222	5,629
Jade	67,025	43,465	45,306	54,615	61,512
Tallow	10,905	12,247	12,379	8,801	9,557
Wax (excluding candles)	36,826	49,087	70,525	56,472	27,619
Wood :					
Teak	570,102	457,447	570,130	670,974	686,483
Other Timber	20,958	12,391	9,214	8,342	10,428
Firewood	19	10	1	13	61
Ornamental :					
Sandal	64,755	89,495	56,736	91,406	58,101
Ebony	4,242	1,401	1,895	2,289	1,084
Other sorts	262	5	218	82	3
Wool	1,116,578	1,079,772	1,376,850	1,355,108	1,241,497
All other Articles	128,472	153,467	182,612	79,775	75,740
Total Value of Raw Materials and Unmanufactured Articles	38,830,240	45,024,829	40,683,202	42,195,810	39,305,222
<b>VII.—ARTICLES MANUFACTURED AND PARTLY MANUFACTURED :</b>					
Yarns and Textile Fabrics :					
Cotton :					
Twist and Yarn	6,773,482	4,974,133	5,672,024	6,730,836	7,173,108
Manufactures :					
Piece goods :					
Grey (unbleached)	719,123	695,950	832,087	959,538	739,257
White (bleached)	7,931	7,865	8,874	5,367	5,803
Coloured, printed, or dyed	495,291	469,884	530,877	534,058	458,781
Handkerchiefs and Shawls in the piece	42,813	44,322	58,366	62,375	81,586
Other sorts	3,531	822	0	0	3
Hosiery, pure and mixed	5,693	7,575	8,581	7,075	6,769
Thread, sewing	3,912	4,515	7,561	5,341	4,555
Canvas	182	452	254	547	487
Other sorts	48,694	37,040	30,055	39,449	26,125
	1,327,175	1,268,425	1,476,655	1,613,750	1,323,366
Flax :					
Manufactures .					
Piece goods	197	83	16	0	9
Canvas	1	13	0	0	0
Other sorts (including bags and sacks)	4,072	358	697	421	1,318
Hemp .					
Manufactures (excluding cordage)	0	34	8	0	2
Jute :					
Manufactures .					
Gunny Bags	2,853,310	2,870,621	3,199,806	3,543,011	3,518,780
Gunny Cloths	373,574	563,018	985,032	1,116,767	1,630,357
Twist and Yarn	52	205	14,560	67,800	46,399
Rope and Twine	5,868	7,609	11,007	19,402	18,079
Other sorts	190	330	423	464	315
	3,237,994	3,441,786	4,210,828	4,747,444	5,213,930
Silk :					
Manufactures :					
Thread for sewing, &c.	0	14	2	2,531	0
Piece goods	166,451	290,717	130,702	147,787	135,822
Goods of silk mixed with other materials	30,720	41,686	36,431	33,081	24,011
Other sorts	7	0	63	0	8
	197,178	242,417	167,198	183,399	159,841



## No. 8—concluded.

QUANTITY of EXPORTS of PRINCIPAL ARTICLES of INDIAN PRODUCE and MANUFACTURE from  
British India—concluded.

ARTICLES	1892-93.	1893-94.	1894-95.	1895-96.	1896-97.
<b>VII.—ARTICLES MANUFACTURED AND PARTLY MANUFACTURED—continued</b>					
Yarns and Textile Fabrics—continued					
Wool.					
Manufactures					
Carpet and Rugs - - - - - Lbs.	*	*	1,026,388	1,267,756	1,433,057
Piece goods - - - - - Yards	214,150	141,210	8,207	58,482	13,643
Shawls - - - - - No.	5,497	5,788	4,718	4,539	3,563
Other sorts - - - - - Lbs.	827,282	981,264	159,814	75,194	46,217
Apparel (excluding hosiery) - - - - -	—	—	—	—	—
Books and Printed Matter (including maps and charts) - - - - - Cwt.	3,581	3,787	4,426	5,368	4,407
Cabinet-ware and Furniture - - - - -	—	—	—	—	—
Corr. manufactures of (excluding rope) - - - - - Cwt.	258,011	227,222	237,827	328,220	253,681
Cordage and rope of vegetable fibre (excluding jute) - - - - - "	39,299	27,885	27,074	34,102	40,929
Earthenware and Porcelain - - - - -	—	—	—	—	—
Glass and glassware - - - - -	—	—	—	—	—
Hides and Skins					
Hides, dressed or tanned - - - - - { No	1,778,779	1,089,887	1,556,581	2,263,778	2,077,011
- - - - - { = Cwt	114,233	72,056	102,496	152,651	139,360
Skins, dressed or tanned - - - - - { No	20,429,093	21,345,060	23,137,628	23,648,086	21,864,100
- - - - - { = Cwt	183,642	194,409	212,539	215,070	202,366
Ivory, manufactured - - - - -	—	—	—	—	—
Jewellery, &c					
Jewellery - - - - -	—	—	—	—	—
Plate - - - - -	—	—	—	—	—
Lac					
Button - - - - - Cwt.	22,368	27,272	27,857	38,972	28,021
Shell - - - - - "	102,079	94,145	131,367	162,686	175,728
Other sorts, except dye, stick, and seed - - - - - "	1,166†	0	14	13	8
	125,613†	121,417	159,238	201,671	203,757
Leather.					
Unwrought - - - - -	2,510	3,145	828	345	1,427
Manufacture of.					
Saddlery and Harness - - - - -	—	—	—	—	—
Other sorts - - - - -	—	—	—	—	—
Mats - - - - - Sq. Yds.	129,017	144,722	85,554	207,934	162,861
Oil-cake - - - - - Cwt.	390,862	469,866	461,876	557,734	603,067
Perfumery (other than musk) - - - - -	—	—	—	—	—
Soap - - - - - Cwt.	8,554	11,210	10,377	9,957	8,259
Toys and Requisites for Games - - - - -	—	—	—	—	—
Wood, manufactures of - - - - -	—	—	—	—	—
Articles (not specified) exported by Post - - - - -	—	—	—	—	—
All other Articles - - - - -	—	—	—	—	—

\* Not separately enumerated.

† Includes "Seed-lac"

## No. 9—concluded.

VALUE of EXPORTS of PRINCIPAL ARTICLES of INDIAN PRODUCE and MANUFACTURE from  
British India—concluded.

ARTICLES.	1892-93.	1893-94.	1894-95.	1895-96.	1896-97.
<b>VII.—ARTICLES MANUFACTURED AND PARTLY MANUFACTURED—continued.</b>					
<b>Yarns and Textile Fabrics—continued.</b>					
<b>Wool :</b>					
<b>Manufactures :</b>					
Carpets and Rugs - - - - -	*	*	115,634	154,153	182,392
Piece goods - - - - -	10,973	5,532	1,335	3,619	1,079
Shawls - - - - -	20,132	28,192	24,562	18,990	15,476
Other sorts - - - - -	88,975	112,938	9,811	6,123	3,085
	120,080	146,662	151,342	182,885	202,032
<b>Total Yarns and Textile Fabrics</b> -	11,660,179	10,073,911	11,678,775	13,458,735	14,073,606
Apparel (excluding hosiery) - - - - -	145,426	130,198	178,169	208,233	190,790
Books and Printed Matter (including maps and charts) - - - - -	28,631	29,795	37,174	40,886	37,482
Cabinet-ware and Furniture - - - - -	43,777	43,109	42,232	48,094	43,884
Cann, manufactures of (excluding rope) - - - - -	232,279	213,782	222,461	313,126	240,031
Cordage and Rope of vegetable fibre (excluding jute) - - - - -	45,371	37,307	37,170	43,444	53,060
Earthenware and Porcelain - - - - -	5,735	4,584	4,612	5,137	4,573
Glass and glassware - - - - -	5,499	4,698	5,457	5,999	5,159
<b>Hides and Skins :</b>					
Hides, dressed or tanned - - - - -	641,189	407,138	586,653	876,327	798,410
Skins, dressed or tanned - - - - -	2,312,573	2,826,739	3,093,711	3,134,858	2,968,384
Ivory, manufactured - - - - -	1,000	523,987	148	38	896
<b>Jewellery, &amp;c. :</b>					
Jewellery - - - - -	20,993	48,296	24,791	25,393	24,142
Plate - - - - -	8,720	10,202	14,891	14,511	10,119
<b>Lac :</b>					
Button - - - - -	131,211	224,035	247,181	362,989	189,591
Shell - - - - -	643,851	727,214	1,147,671	1,463,147	1,193,596
Other sorts, except dye, stick, and seed - - - - -	5,101†	0	57	70	58
	780,163†	952,149	1,394,909	1,826,206	1,383,245
<b>Leather :</b>					
Unwrought - - - - -	16,878	16,151	5,545	3,454	12,644
<b>Manufactures of :</b>					
Saddlery and Harness - - - - -	2,610	2,572	3,287	3,136	2,972
Other sorts - - - - -	999	677	1,580	5,464	4,022
	20,487	19,400	10,412	12,054	19,638
Mats - - - - -	2,285	2,853	2,270	3,136	2,886
Oil-cake - - - - -	118,495	140,378	140,266	175,055	191,767
Perfumery (other than musk) - - - - -	7,454	7,512	10,398	11,433	8,280
Soap - - - - -	6,809	9,013	8,218	7,477	6,426
Toys and Requisites for Games - - - - -	23,627	21,467	23,644	25,488	19,722
Wood, manufactures of - - - - -	34,921	29,015	23,631	28,791	42,525
Articles (not specified) exported by Post - - - - -	155,739	176,324	163,026	171,465	184,874
All other Articles - - - - -	120,728	143,154	99,825	80,794	89,573
<b>Total Value of Articles Manufactured and partly Manufactured</b> - - - - -	16,422,080	15,331,024	17,802,843	20,156,730	20,369,473
<b>GRAND TOTAL</b> - - - - -	101,945,707	102,015,615	103,757,585	109,545,624	99,880,600

\* Not separately enumerated.

† Includes "Seed-lac."

## No. 10.

## QUANTITY OF EXPORTS OF PRINCIPAL ARTICLES OF FOREIGN MERCHANDISE from British India.

ARTICLES.	1892-93.	1893-94.	1894-95	1895-96.	1896-97.
<b>I.—ANIMALS, LIVING</b>					
Horses - - - - - No.	209	261	263	224	279
Other sorts - - - - - "	88	3	0	2	8
Total Number of Animals, Living - - - - - "	297	264	263	226	287
<b>II—ARTICLES OF FOOD AND DRINK</b>					
Coffee - - - - - Cwt.	2,700	4,082	13,477	7,533	5,189
Fruits and Vegetables - - - - - "					
<b>Grain and Pulse .</b>					
Pulse - - - - - Cwt.	44	73	11	0	191
Rice not in the husk - - - - - "	0	1,816	14,109	10,182	6,940
Wheat - - - - - "	0	300	2,339	1,259	73
Other sorts - - - - - "	6,863	1,553	2,810	640	6,767
	6,907	3,742	19,269	12,081	13,971
<b>Liquors .</b>					
Ale, Beer, and Porter - - - - - Gals	5,038	5,807	2,587	4,906	1,463
<b>Spirits and Liqueurs .</b>					
Brandy - - - - - "	1,617	1,531	1,994	1,689	1,025
Gin - - - - - "	265	133	273	198	111
Rum - - - - - "	137	46	10	394	37
Whisky - - - - - "	1,926	1,679	1,332	982	1,526
Other sorts - - - - - "	501	1,023	331	1,263	85
	4,446	4,412	3,946	5,526	3,004
<b>Wines :</b>					
Champagne - - - - - "	200	467	594	232	301
Claret - - - - - "	526	686	491	1,102	411
Port - - - - - "	332	291	290	495	166
Sherry - - - - - "	511	249	478	352	179
Other sorts - - - - - "	493	614	862	602	456
	2,062	2,307	2,715	2,783	1,513
Other sorts - - - - - "	16	0	0	0	102
Total Liquors - - - - - "	11,562	12,526	9,248	13,215	6,082
<b>Provisions :</b>					
Fishmaws and Sharkfins - - - - - Lbs.	1,347,845	905,693	977,232	1,017,010	901,918
Fruits and Vegetables—dried, salted, or preserved - - - - - Cwt.	68,422	64,469	82,654	62,610	34,176
Ghi - - - - - Lbs.	19,800	2,626	7,784	18,284	14,315
Salted Fish - - - - - "	318,600	151,380	214,880	40,422	74,256
Dried fish, not salted - - - - - "	172,312	50,540	103,173	163,267	259,328
Other sorts - - - - - Cwt.	2,991	2,991	2,359	3,694	2,660
<b>Spices :</b>					
Betelnuts - - - - - Lbs.	82,600	43,568	45,178	29,932	16,436
Cardamoms - - - - - "	686	1,462	3,263	1,058	1,825
Cinnamon - - - - - "	6,402	3,177	4,511	5,613	2,365
Cloves - - - - - "	1,024,858	777,902	1,100,230	2,286,120	918,792
Nutmegs - - - - - "	70,976	107,400	78,066	59,782	26,843
Pepper - - - - - "	46,124	100,143	101,993	80,263	81,181
Other sorts - - - - - "	16,038	25,148	36,914	46,601	40,962
	1,247,684	1,058,800	1,370,155	2,509,369	1,089,314
<b>Sugar :</b>					
Refined or crystallised, including sugar-candy - - - - - Cwt.	228,666	234,669	213,966	176,830	188,308
Unrefined, viz, molasses and jaggery or gur, and other saccharine produce - - - - - "	0	0	5	0	0
Tea - - - - - Lbs.	3,408,737	3,575,141	4,339,953	4,369,878	4,573,733
Other articles - - - - - "					

## No. 11.

## VALUE OF EXPORTS OF PRINCIPAL ARTICLES OF FOREIGN MERCHANDISE from British India.

ARTICLES.	1892-93.	1893-94.	1894-95.	1895-96.	1896-97.
<b>I.—ANIMALS, LIVING :</b>					
Horses . . . . .	7,227	8,658	15,975	8,977	12,473
Other sorts . . . . .	378	101	0	3	71
Total Value of Animals, Living . . . . .	7,605	8,759	15,975	8,980	12,544
<b>II.—ARTICLES OF FOOD AND DRINK :</b>					
Coffee . . . . .	15,577	26,863	86,182	46,694	34,081
Fruits and Vegetables . . . . .	4,907	2,613	3,130	1,561	27
<b>Grain and Pulse:</b>					
Pulse . . . . .	16	20	3	0	114
Rice not in the husk . . . . .	0	1,031	8,188	5,720	4,086
Wheat . . . . .	0	100	976	480	55
Other sorts . . . . .	2,105	500	740	193	2,901
	2,121	1,651	9,907	6,393	7,156
<b>Liquors .</b>					
Ale, Beer, and Porter . . . . .	972	728	450	756	267
<b>Spirits and Liqueurs :</b>					
Brandy . . . . .	1,100	1,247	1,778	1,728	852
Gin . . . . .	74	53	170	121	145
Rum . . . . .	30	17	21	100	43
Whisky . . . . .	1,506	1,155	1,298	870	1,318
Other sorts . . . . .	452	767	302	948	135
	3,162	3,239	3,569	3,767	2,493
<b>Wines :</b>					
Champagne . . . . .	528	1,110	1,629	618	799
Claret . . . . .	637	483	314	742	360
Port . . . . .	388	269	374	588	264
Sherry . . . . .	509	238	367	416	194
Other sorts . . . . .	479	597	494	470	464
	2,541	2,697	3,178	2,834	2,081
Other sorts . . . . .	9	0	0	0	20
Total Liquors . . . . .	6,684	6,664	7,197	7,357	4,861
<b>Provisions .</b>					
Fishmaws and Sharkfins . . . . .	73,327	51,505	51,893	52,378	46,891
Fruits and Vegetables—dried, salted, or preserved . . . . .	55,268	60,216	67,802	59,626	35,606
Ghi . . . . .	854	105	296	688	562
Salted Fish . . . . .	3,079	1,048	1,266	291	362
Dried Fish, not salted . . . . .	1,390	672	1,146	1,084	1,828
Other sorts . . . . .	12,346	10,986	8,476	11,348	9,542
	146,264	124,532	130,879	125,415	94,791
<b>Spices .</b>					
Betelnuts . . . . .	1,101	398	470	428	145
Cardamoms . . . . .	57	77	483	124	289
Cinnamon . . . . .	95	48	77	125	42
Cloves . . . . .	20,820	14,678	18,731	40,412	14,738
Nutmegs . . . . .	5,653	10,687	7,329	4,876	1,831
Pepper . . . . .	989	1,962	1,726	1,257	1,349
Other sorts . . . . .	1,699	1,919	1,560	1,685	966
	30,414	29,769	30,376	48,907	19,360
<b>Sugar :</b>					
Refined or crystallised, including sugar-candy . . . . .	328,080	338,162	271,534	216,572	227,888
Unrefined, viz, molasses and jaggery or gur, and other saccharine produce . . . . .	0	0	4	0	0
Tea . . . . .	328,151	343,158	432,854	361,085	371,233
Other articles . . . . .	93	266	58	106	459
Total Value of Articles of Food and Drink . . . . .	862,291	873,678	972,121	814,090	759,856

## No. 10—continued.

QUANTITY OF EXPORTS OF PRINCIPAL ARTICLES OF FOREIGN MERCHANDISE from British India—  
continued

ARTICLES	1892-93.	1893-94.	1894-95.	1895-96.	1896-97.
<b>III.—METALS AND MANUFACTURES OF :</b>					
<b>Metals</b>					
<b>Brass :</b>					
Wrought - - - - - Cwt.	636	428	417	419	367
<b>Copper :</b>					
Ore - - - - - "	399	1,496	0	0	0
Old, for re-manufacture - - - "	20	0	12	0	0
<b>Unwrought .</b>					
Tiles, ingots, cakes, and bricks "	15,665	0	3	701	2,256
<b>Wrought .</b>					
Lametta - - - - - "	2	18	4	12	26
Mixed or Yellow Metal, for sheathing - - - - - "	978	1,010	1,816	1,393	697
Sheets and other manufactures "	16,966	10,919	7,418	10,003	7,232
	34,030	13,443	9,253	12,109	10,211
<b>Iron -</b>					
Ore - - - - - "	0	0	0	0	25
Old, for re-manufacture - - - "	256,288	165,870	143,058	175,819	258,602
Cast (pig) - - - - - "	6	216	635	0	0
<b>Wrought :</b>					
Anchors, Cables, and Kentledge "	854	317	1,049	678	752
Bar - - - - - "	29,873	21,164	23,297	34,424	20,544
Angle, Bolt, and Rod - - - - - "	7,696	3,151	3,067	5,370	2,251
Sheets and Plates (including tinned plates) - - - - - "	16,299	3,849	4,649	13,860	4,165
Galvanised (other than wire) - - - "	7,237	5,122	3,709	3,458	2,893
Hoop - - - - - "	927	1,168	328	238	591
Nails, Screws, and Rivets - - - - - "	7,476	4,879	3,835	6,301	4,315
Wire - - - - - "	451	389	329	680	1,235
Beams, Pillars, Girders, and Bridgework "	1,164	5	0	38	33
Pipes and Tubes - - - - - "	972	819	738	1,314	1,748
Rice-bowls - - - - - "	2	201	162	33	4
Other manufactures of wrought or cast iron, or of iron mixed with steel "	347	383	442	925	373
	329,592	207,533	185,298	243,138	297,531
<b>Lead :</b>					
Ore - - - - - "	349	199	154	261	140
Pig - - - - - "	15,474	4,099	2,608	2,846	17,458
<b>Wrought</b>					
Sheets, Pipes, and Tubes - - - - - "	52	49	28	372	52
Other sorts - - - - - "	438	730	234	33	32
Other sorts - - - - - "	1,200	420	800	0	0
	17,513	5,497	3,824	3,512	17,682
<b>Quicksilver - - - - - Lbs.</b>					
	7,329	4,425	4,896	4,160	6,306
<b>Steel :</b>					
Cast - - - - - Cwt.	19	166	0	0	0
Hoop - - - - - "	174	194	1,240	36	0
Other sorts - - - - - "	2,738	3,803	1,708	4,769	1,761
	2,931	4,163	2,948	4,805	1,761
<b>Tin</b>					
Unwrought (block) - - - - - "	3,455	3,159	2,932	3,252	2,044
Wrought (including plates or sheets, not tinned iron) - - - - - "	5	2	1	7	4
	3,460	3,161	2,933	3,259	2,048
<b>Zinc or Spelter :</b>					
Unwrought - - - - - "	274	311	129	214	64
Wrought or manufactured - - - - - "	101	44	129	231	120
Other sorts - - - - - "	171	516	67	305	423
	546	871	325	750	607
<b>Unenumerated - - - - - "</b>					
	56	98	34	21	1,065
<b>Total Metals - - - - -</b>	<b>388,829</b>	<b>235,233</b>	<b>205,076</b>	<b>268,050</b>	<b>331,328</b>
<b>Hardware and Cutlery (including plated ware)</b>					
	—	—	—	—	—

## No. 11—continued.

VALUE of EXPORTS of PRINCIPAL ARTICLES of FOREIGN MERCHANDISE from British India—  
continued.

ARTICLES.	1892-93.	1893-94.	1894-95.	1895-96.	1896-97.
<b>III.—METALS AND MANUFACTURES OF :</b>					
<b>Metals :</b>					
<b>Brass :</b>					
Wrought . . . . .	3,259	2,429	2,749	2,780	2,250
<b>Copper :</b>					
Ore . . . . .	200	283	0	0	0
Old, for re-manufacture . . . . .	42	0	39	0	0
<b>Unwrought :</b>					
Tiles, ingots, cakes, and bricks . . . . .	55,434	0	12	2,663	9,026
<b>Wrought :</b>					
Lametta . . . . .	34	324	100	223	229
Mixed or Yellow Metal, for sheathing . . . . .	3,857	3,988	7,080	5,794	2,916
Sheets and other manufactures . . . . .	73,771	47,610	33,332	49,023	34,575
	133,338	52,205	40,563	57,705	46,746
<b>Iron :</b>					
Ore . . . . .	0	0	0	0	10
Old, for re-manufacture . . . . .	45,932	30,363	27,817	35,252	52,473
Cast (pig) . . . . .	2	56	237	0	0
<b>Wrought :</b>					
Anchors, Cables, and Kentledge . . . . .	818	423	1,231	758	1,029
Bar . . . . .	19,140	13,175	14,597	21,688	13,108
Angle, Bolt, and Rod . . . . .	5,145	2,073	1,946	3,362	1,477
Sheets and Plates (including tinned plates) . . . . .	18,296	4,115	4,865	14,228	4,014
Galvanised (other than wire) . . . . .	7,367	5,501	3,913	3,657	3,111
Hoop . . . . .	559	605	195	140	394
Nails, Screws, and Rivets . . . . .	7,591	4,975	3,971	6,079	4,256
Wire . . . . .	571	518	431	806	1,496
Beams, Pillars, Girders, and Bridgework . . . . .	947	5	0	27	17
Pipes and Tubes . . . . .	814	668	708	1,331	1,061
Rice-bowls . . . . .	4	227	89	57	8
Other manufactures of wrought or cast iron, or of iron mixed with steel . . . . .	298	573	418	777	351
	107,484	63,277	60,418	88,162	82,805
<b>Lead :</b>					
Ore . . . . .	431	238	192	314	179
Pig . . . . .	13,417	3,978	2,559	3,007	12,814
<b>Wrought :</b>					
Sheets, Pipes, and Tubes . . . . .	64	47	53	888	68
Other sorts . . . . .	662	951	323	52	43
Other sorts . . . . .	975	323	725	0	0
	15,549	5,537	3,852	4,261	13,104
<b>Quicksilver . . . . .</b>					
	1,132	665	763	667	1,047
<b>Steel :</b>					
Cast . . . . .	30	494	2	0	0
Hoop . . . . .	123	144	927	33	0
Other sorts . . . . .	2,308	3,304	1,450	4,086	1,712
	2,461	3,942	2,379	4,119	1,712
<b>Tin :</b>					
Unwrought (block) . . . . .	26,106	21,787	20,358	21,174	12,800
Wrought (including plates or sheets, not tinned iron) . . . . .	45	23	11	49	32
	26,151	21,810	20,369	21,223	12,832
<b>Zinc or Spelter :</b>					
Unwrought . . . . .	463	507	205	344	112
Wrought or manufactured . . . . .	196	54	258	389	199
Other sorts . . . . .	235	536	91	452	710
	894	1,097	554	1,185	1,021
<b>Unenumerated . . . . .</b>					
	1,290	1,474	396	251	1,250
<b>Total Metals . . . . .</b>	<b>291,558</b>	<b>152,436</b>	<b>132,043</b>	<b>180,353</b>	<b>162,767</b>
<b>Hardware and Cutlery (including plated ware)</b>	<b>70,824</b>	<b>76,874</b>	<b>69,315</b>	<b>81,854</b>	<b>81,216</b>

## No. 10—continued.

QUANTITY of EXPORTS of PRINCIPAL ARTICLES of FOREIGN MERCHANDISE from British India—  
continued.

ARTICLES	1892-93.	1893-94.	1894-95.	1895-96.	1896-97.
<b>III.—METALS AND MANUFACTURES—continued</b>					
Machinery and Millwork					
Steam-engines and parts .					
Locomotives (excluding those for railway)	—	—	—	—	—
Other sorts	—	—	—	—	—
Other sorts	—	—	—	—	—
<b>IV.—CHEMICALS, DRUGS, MEDICINES AND NARCOTICS, AND DYING AND TANNING MATERIALS</b>					
Chemicals :					
Alum - - - - - Cwt	3,694	4,688	4,286	4,306	3,234
Arsenic - - - - - "	358	247	420	257	131
Copperas - - - - - "	2,106	3,017	2,217	3,412	3,664
Sal Ammoniac - - - - - "	993	830	1,500	987	1,052
Sulphur (Blmstone) - - - - - "	0	250	0	298	0
Sulphuric Acid - - - - - "	75	257	211	418	165
Other sorts - - - - - "	—	—	—	—	—
Drugs, Medicines and Narcotics .					
Aloes - - - - - Cwt	975	385	668	253	240
Asafetida - - - - - "	1,101	2,067	2,397	2,550	2,013
Camphor					
Bhimsam or Baras - - - - - Lbs	28	0	0	0	0
Other sorts - - - - - "	36,717	49,864	53,882	23,753	59,433
Cassia lignea - - - - - Cwt.	6,005	3,053	8,391	3,643	3,295
Galangal - - - - - "	622	732	934	468	81
Quinine - - - - - Lbs	619	275	687	1,443	732
Other sorts - - - - - "	—	—	—	—	—
Tobacco .					
Unmanufactured - - - - - Lbs	704	2,051	3,833	1,766	332
Manufactured .					
Cigars - - - - - "	3,793	1,366	1,451	4,670	4,420
Other sorts - - - - - "	19,901	14,079	8,835	16,425	7,943
	24,398	17,496	14,119	22,861	12,695
Dyeing and Tanning Materials .					
Aniline and Alizarine Dyes - - - - - Lbs	69,856	106,638	90,654	95,453	205,391
Cochineal - - - - - Cwt	75	58	13	77	45
Cutch - - - - - "	7	4	2	16	7
Gambier - - - - - "	332	177	288	195	244
Madder or Manjit - - - - - "	998	411	922	501	513
Saffron - - - - - "	51	32	26	23	18
Other sorts - - - - - "	1,917	1,725	1,393	1,128	1,200
<b>V.—OILS :</b>					
Oils :					
Essential - - - - - Gals	42	4,324	940	348	233
Mineral					
Kerosine - - - - - "	358,750	820,033	850,462	508,183	721,848
Other sorts - - - - - "	41,789	6,623	13,579	47,027	48,757
Other sorts - - - - - "	11,869	20,264	6,473	3,772	4,293
Total Quantity of Oils - - - - - "	412,450	851,244	871,454	559,330	775,181
<b>VI.—RAW MATERIALS AND UNMANUFACTURED ARTICLES</b>					
Canes and Raltans - - - - - Cwt	2,508	4,195	917	1,009	1,851
Caoutchouc - - - - - "	20	147	19	92	0
Coal, &c					
Coal - - - - - Tons	8	2	50	203	788
Coke - - - - - "	55	22	8	0	2
Cotton - - - - - Cwt.	120	5,264	1,921	291	728

## No. 11—continued.

VALUE OF EXPORTS OF PRINCIPAL ARTICLES OF FOREIGN MERCHANDISE FROM BRITISH INDIA—  
continued.

ARTICLES.	1892-93	1893-94.	1894-95.	1895-96.	1896-97.
<b>III.—METALS AND MANUFACTURES OF—continued.</b>					
Machinery and Millwork :					
Steam-engines and parts :					
Locomotives (excluding those for railways)	0	340	0	0	150
Other sorts	7,217	8,037	6,561	7,221	8,533
Other sorts	9,059	12,985	8,462	10,742	8,616
	16,276	21,362	15,023	17,963	17,299
Total Value of Metals and Manufactures of	378,658	250,672	216,381	280,170	261,282
<b>IV.—CHEMICALS, DRUGS, MEDICINES AND NARCOTICS, AND DYEING AND TANNING MATERIALS</b>					
Chemicals.					
Alum	1,658	2,146	2,164	2,187	1,648
Arsenic	786	470	916	607	309
Copperas	961	1,286	1,028	1,408	1,391
Sal Ammoniac	2,993	2,483	4,823	3,479	4,008
Sulphur (Brimstone)	0	125	1	137	0
Sulphuric Acid	106	348	301	602	228
Other sorts	1,206	1,415	1,836	2,793	2,611
	7,710	8,273	11,069	11,213	10,195
Drugs, Medicines and Narcotics :					
Aloes	3,903	1,487	2,398	1,093	753
Asafetida	3,212	6,136	7,122	8,213	7,069
Camphor :					
Bhimraini or Baras	7	0	0	0	0
Other Sorts	3,566	4,709	4,695	2,981	6,046
Cassia lignea	8,947	6,339	18,330	8,725	7,876
Galangal	586	648	842	402	74
Quinine	1,215	550	1,360	2,663	1,467
Other sorts	22,281	19,665	13,745	18,489	10,674
	43,717	39,534	48,492	42,566	33,959
Tobacco :					
Unmanufactured					
Cigars	185	252	1,476	278	133
Manufactured :					
Cigars	801	537	427	1,045	1,177
Other sorts	2,793	1,954	2,007	2,542	1,543
	3,779	2,743	3,910	3,865	2,853
Dyeing and Tanning Materials.					
Aniline and Alizarine Dyes	9,524	10,006	13,015	12,834	20,382
Cochineal	868	729	182	1,073	648
Cutch	15	8	5	38	20
Gambier	628	348	533	413	527
Madder or Manjit	795	460	1,037	615	563
Saffron	5,215	3,993	3,429	3,784	3,208
Other sorts	4,439	4,342	4,124	3,635	4,128
	21,484	19,886	22,925	22,392	29,476
Total Value of Chemicals, Drugs, Medicines and Narcotics, and Dyeing and Tanning Materials	76,690	70,436	86,396	80,036	76,483
<b>V.—OILS :</b>					
Oils :					
Essential					
Kerosine	80	3,824	775	919	579
Mineral :					
Kerosine	15,942	33,445	33,832	25,726	36,607
Other sorts	6,492	951	1,850	4,571	4,650
Other sorts	1,583	2,889	1,034	705	745
Total Value of Oils	24,097	41,109	37,491	31,921	42,581
<b>VI.—RAW MATERIALS AND UNMANUFACTURED ARTICLES :</b>					
Canes and Rattans	4,170	6,374	1,235	1,729	3,447
Caoutchouc	300	2,231	63	479	0
Coal, &c.					
Coal	17	5	101	342	2,043
Coke	95	105	28	0	5
Cotton	203	14,099	4,877	673	1,817



## No. 10—continued.

QUANTITY OF EXPORTS OF PRINCIPAL ARTICLES OF FOREIGN MERCHANDISE FROM BRITISH INDIA  
—continued.

ARTICLES	1892-93	1893-94	1894-95	1895-96	1896-97.
<b>VI.—RAW MATERIALS AND UNMANUFACTURED ARTICLES—continued</b>					
Gums and Resins :					
Arabic - - - - - Cwt	8,078	7,872	6,278	11,400	7,391
Benjamin - - - - - "	902	1,129	1,246	1,268	741
Ohbanum or Frankincense - - - - - "	18,333	22,030	28,432	25,205	19,062
Rosin - - - - - "	1,680	1,415	964	1,026	917
Other sorts - - - - - "	8,580	6,660	10,626	6,822	5,770
"	37,573	39,106	47,546	43,721	33,881
Hides and Skins					
Hides - - - - - { No.	0	356	0	2,000	100
" =Cwt.	0	108	0	250	12
Skins - - - - - { No.	120	65	2,350	2,520	3,506
" =Cwt.	3	0	41	54	73
Horns - - - - - Cwt	236	226	344	363	326
Ivory - - - - - Lbs.	192,273	181,295	192,965	173,499	159,615
Jewellery, &c :					
Precious Stones and Pearls, unset	—	—	—	—	—
Lac, stick - - - - - Cwt	0	1	0	0	8
Natural History Specimens - - - - -	—	—	—	—	—
Pitch, Tar, and Dammer - - - - - Cwt	1,410	1,680	1,190	1,964	1,549
Seeds					
Rape - - - - - "	0	7,997	941	1,573	2,004
Other sorts - - - - - "	1,828	1,267	2,167	1,465	1,011
"	1,828	9,264	3,108	3,038	3,015
Shells and Cowries					
Shells (chanks and large ornamental shells, &c) - - - - - Cwt	5,702	6,643	5,697	4,655	2,320
Tortoise-shell (including Nakhla or Nakh) - - - - - Lbs.	11,039	13,169	8,220	6,972	6,944
Cowries - - - - - Cwt	901	643	421	266	1,150
Silk - - - - - Lbs.	109,141	113,069	95,542	60,680	88,650
Stone and Marble - - - - - Cwt	92	214	272	432	170
Wax (excluding candles) - - - - - "	4	4	270	151	6
Wood :					
Teak - - - - - Cubic Tons	8	16	23	255	194
Other Timber - - - - - "	490	156	277	645	358
Ornamental :					
Sandal - - - - - "	—	1	—	—	—
Ebony - - - - - "	—	—	—	—	—
Other sorts - - - - - "	—	—	—	—	—
Wool - - - - - Lbs.	12,398,792	12,572,672	13,550,666	16,000,896	13,011,377
All other Articles - - - - -	—	—	—	—	—
<b>VII.—ARTICLES MANUFACTURED AND PARTLY MANUFACTURED :</b>					
Yarns and Textile Fabrics :					
Cotton.					
Twist and Yarn - - - - - Lbs.	1,347,055	1,108,901	1,752,505	1,131,072	1,395,662
Manufactures :					
Piece goods :					
Grey (unbleached) - - - - - Yards	21,552,577	19,005,657	26,514,567	18,285,088	14,891,312
White (bleached) - - - - - "	12,724,876	14,325,211	16,858,154	14,195,372	11,163,728
Coloured, printed or dyed - - - - - "	55,118,662	50,455,322	64,076,817	60,209,454	44,257,498
Handkerchiefs and Shawls in the piece - - - - - No.	1,795,635	1,358,986	1,627,881	1,544,336	1,164,566
Lace and Patent Net - - - - - Yards	10,133	18,872	21,742	10,487	6,838
Hosiery, pure and mixed - - - - -	—	—	—	—	—
Thread, sewing - - - - - Lbs.	132,852	90,045	92,350	88,761	109,752
Canvas - - - - - Yards	3,608	5,967	3,499	4,490	2,172
Other Sorts - - - - - "	3,977	36,453	15,179	16,123	16,305

## No. 11—continued.

VALUE of EXPORTS of PRINCIPAL ARTICLES of FOREIGN MERCHANDISE from British India—  
continued.

ARTICLES.	1892-93.	1893-94.	1894-95.	1895-96.	1896-97.
<b>VI.—RAW MATERIALS AND UNMANUFACTURED ARTICLES—continued.</b>					
Gums and Resins :					
Arabic . . . . .	16,404	14,634	13,466	17,290	11,575
Benjamin . . . . .	3,192	3,541	3,760	4,286	2,883
Olibanum or Frankincense . . . . .	32,626	40,821	47,683	44,394	32,231
Rosin . . . . .	819	698	494	526	489
Other sorts . . . . .	14,167	10,655	17,244	9,082	7,729
	67,208	70,349	82,647	75,587	54,907
Hides and Skins :					
Hides . . . . .	0	301	0	1,000	14
Skins . . . . .	6	1	176	205	306
Horns . . . . .	2,991	3,742	7,072	7,988	7,645
Ivory . . . . .	111,144	111,261	101,790	96,345	94,261
Jewellery, &c. .					
Precious Stones and Pearls, unset . . . . .	9,833	16,752	7,508	14,436	14,397
Lac, stick . . . . .	0	6	0	0	30
Natural History Specimens . . . . .	16	39	104	70	270
Pitch, Tar, and Dammer . . . . .	556	626	550	833	659
Seeds :					
Rape . . . . .	0	6,399	526	944	1,204
Other sorts . . . . .	2,359	2,084	3,996	3,285	1,991
	2,359	8,483	4,522	4,229	3,195
Shells and Cowries :					
Shells (chanks and large ornamental shells, &c) . . . . .	33,372	30,028	30,959	24,583	14,816
Tortoise-shell (including Nakhla or Nakh) . . . . .	6,466	8,925	5,331	5,855	3,871
Cowries . . . . .	996	225	378	126	900
Silk . . . . .	37,225	34,981	25,152	19,569	25,069
Stone and Marble . . . . .	242	831	297	457	539
Wax (excluding candles) . . . . .	13	11	2,154	943	19
Wood :					
Teak . . . . .	117	194	149	1,820	1,518
Other Timber . . . . .	1,940	793	1,252	3,094	1,781
Ornamental :					
Sandal . . . . .	28	24	149	30	12
Ebony . . . . .	3	25	0	0	0
Other sorts . . . . .	0	98	55	89	3
Wool . . . . .	597,718	609,310	639,236	760,819	608,004
All other Articles . . . . .	1,062	635	731	676	941
Total Value of Raw Materials and Unmanufactured Articles . . . . .	878,080	920,454	916,514	1,021,977	840,469
<b>VII.—ARTICLES MANUFACTURED AND PARTLY MANUFACTURED :</b>					
Yarn and Textile Fabrics :					
Cotton :					
Twist and Yarn . . . . .	90,822	79,966	111,602	70,717	89,147
Manufactures :					
Piece goods :					
Grey (unbleached) . . . . .	314,880	276,340	393,292	237,726	191,006
White (bleached) . . . . .	204,316	236,106	281,681	221,431	171,793
Coloured, printed, or dyed . . . . .	1,151,082	1,077,342	1,384,868	1,287,940	960,078
Handkerchiefs and Shawls in the piece . . . . .	32,795	30,457	38,144	27,649	22,834
Lace and Patent Net . . . . .	265	356	630	224	210
Hosiery, pure and mixed . . . . .	15,012	13,794	13,209	18,483	17,759
Thread, sewing . . . . .	14,026	9,672	10,502	10,537	12,583
Canvas . . . . .	174	133	289	407	50
Other sorts . . . . .	329	1,731	563	541	1,245
	1,732,879	1,645,931	2,129,178	1,804,938	1,377,558

## No. 10—continued.

QUANTITY OF EXPORTS OF PRINCIPAL ARTICLES OF FOREIGN MERCHANDISE from British India  
—continued.

ARTICLES.	1892-93.	1893-94	1894-95.	1895-96.	1896-97.
VII—ARTICLES MANUFACTURED AND PARTLY MANUFACTURED—continued					
Yarns and Textile Fabrics—continued					
Flax					
Twist and Yarn - - - - - Lbs	640	684	280	0	0
Manufactures.					
Piece goods - - - - - Yards	4,078	2,837	4,386	3,633	1,689
Canvas - - - - - " "	11,818	13,620	9,880	14,028	13,201
Other sorts (including bags and sacks) - - - - - Lbs	5,442	33,394	20,214	7,716	4,444
Hemp					
Manufactures (excluding cordage).					
Cloth - - - - - Yards	1,154	2,380	0	0	720
Jute					
Manufactures - - - - -					
Silk					
Manufactures					
Thread for sewing, &c - - - Lbs	258	1,255	91	254	276
Piece goods - - - - - Yards	703,355	742,134	1,117,833	1,208,817	1,067,520
Goods of silk mixed with other materials - - - - - " "	108,206	99,683	38,514	50,828	104,865
Other sorts - - - - - Lbs	0	0	1,914	0	0
Wool					
Manufactures:					
Piece goods - - - - - Yards	404,540	455,486	435,471	489,332	377,551
Shawls - - - - - No.	26,427	36,116	35,483	12,554	4,353
Brads - - - - - Lbs	0	867	98	0	672
Other sorts - - - - - "	87,652	138,899	109,929	76,228	46,417
Apparel (including haberdashery, millinery, boots and shoes, &c., but excluding hosiery) -					
Arms, Ammunition, &c (excluding military accoutrements).					
Fire-arms and parts thereof - - - - -					
Gunpowder, common - - - - - Lbs	0	0	1,025	944	1,050
" sporting - - - - - "	60	72	119	49	2,783
Other sorts - - - - -					
Art, works of					
Books and Printed Matter (including maps and charts) - - - - - Cwt	980	1,176	1,075	994	1,191
Building and Engineering Materials - - - - -					
Cabinet-ware and Furniture - - - - -					
Candles - - - - - Lbs	273,049	84,224	110,173	161,350	67,181
Caoutchouc, manufactures of					
Carrriages, Carts, &c. (excluding railway carrriages), and parts thereof -					
Chinese and Japanese-ware (including lacquered-ware, but not earthenware and porcelain)					
Clocks and Watches - - - - - No	4,750	3,291	3,835	4,577	2,857
Corals, Real - - - - - Lbs	38,350	27,854	27,733	22,634	35,030
Cordage and Rope of vegetable fibre (excluding jute) - - - - - Cwt.	240	278	153	103	169
Corks - - - - - "	4	30	6	5	6
Earthenware and Porcelain - - - - -					
Fireworks - - - - -					
Glass					
Sheet and Plate - - - - - Supl. Feet	159,130	155,970	208,042	188,604	115,506
Beads and False Pearls - - - - - Cwt.	1,919	1,897	1,016	776	911
Bottles, common - - - - - {	791	889	702	490	878
Other ware - - - - - } Numbering gross	586	529	483	355	570

## No. 11—continued.

VALUE OF EXPORTS OF PRINCIPAL ARTICLES OF FOREIGN MERCHANDISE from British India—  
continued

ARTICLES.	1892-93.	1893-94.	1894-95.	1895-96	1896-97.
<b>VII.—ARTICLES MANUFACTURED AND PARTLY MANUFACTURED—continued.</b>					
<b>Yarns and Textile Fabrics—continued.</b>					
<b>Flax :</b>					
Twist and Yarn - - - - -	25	26	11	0	0
<b>Manufactures .</b>					
Piece goods - - - - -	169	136	211	171	100
Canvas - - - - -	436	600	411	649	808
Other sorts (including bags and sacks) - - - - -	844	2,865	2,567	835	485
	1,449	3,601	3,189	1,655	1,393
<b>Hemp</b>					
<b>Manufactures (excluding cordage) .</b>					
Cloth - - - - -	32	79	0	0	36
<b>Jute</b>					
Manufactures - - - - -	182	171	185	353	579
<b>Silk :</b>					
<b>Manufactures :</b>					
Thread for sewing, &c. - - - - -	203	805	96	154	202
Piece goods - - - - -	61,188	59,306	84,340	84,255	72,898
Goods of silk mixed with other materials	10,373	10,567	4,094	4,361	6,142
Other sorts - - - - -	0	0	1,583	0	0
	71,764	70,678	90,113	88,770	79,242
<b>Wool</b>					
<b>Manufactures .</b>					
Piece goods - - - - -	44,326	51,964	43,454	45,050	38,384
Shawls - - - - -	2,745	4,851	5,185	3,679	1,856
Braids - - - - -	0	199	42	0	51
Other sorts - - - - -	11,478	15,036	14,414	9,058	8,586
	58,549	72,050	63,095	57,787	48,877
<b>Total Yarns and Textile Fabrics - - - - -</b>	<b>1,955,702</b>	<b>1,872,502</b>	<b>2,391,373</b>	<b>2,024,220</b>	<b>1,596,832</b>
<b>Apparel (including haberdashery, millinery, boots and shoes, &amp;c., but excluding hosiery)</b>	<b>118,608</b>	<b>126,662</b>	<b>131,665</b>	<b>154,111</b>	<b>170,680</b>
<b>Arms, Ammunition, &amp;c (excluding military accoutrements) .</b>					
Fire-arms and parts thereof - - - - -	9,051	10,995	11,286	13,170	12,090
Gunpowder, common - - - - -	0	0	51	48	52
"    sporting - - - - -	9	13	19	11	188
Other sorts - - - - -	1,464	931	1,414	3,277	1,464
	10,524	11,939	12,770	16,506	14,794
<b>Art, works of - - - - -</b>	<b>4,746</b>	<b>10,578</b>	<b>4,519</b>	<b>8,532</b>	<b>6,743</b>
<b>Books and Printed Matter (including maps and charts)</b>	<b>17,765</b>	<b>15,718</b>	<b>17,147</b>	<b>16,258</b>	<b>19,543</b>
<b>Building and Engineering Materials - - - - -</b>	<b>643</b>	<b>802</b>	<b>781</b>	<b>1,032</b>	<b>662</b>
<b>Cabinet-ware and Furniture - - - - -</b>	<b>10,405</b>	<b>13,495</b>	<b>14,233</b>	<b>15,066</b>	<b>11,946</b>
<b>Candles - - - - -</b>	<b>9,734</b>	<b>2,905</b>	<b>3,883</b>	<b>6,069</b>	<b>2,258</b>
<b>Choutchouc, manufactures of - - - - -</b>	<b>750</b>	<b>3,560</b>	<b>1,158</b>	<b>535</b>	<b>1,270</b>
<b>Carriages, Carts, &amp;c. (excluding railway carriages), and parts thereof - - - - -</b>	<b>2,012</b>	<b>1,348</b>	<b>1,770</b>	<b>3,825</b>	<b>6,531</b>
<b>Chinese and Japanese-ware (including lacquered-ware, but not earthenware and porcelain)</b>	<b>4,262</b>	<b>3,550</b>	<b>5,275</b>	<b>6,458</b>	<b>3,756</b>
<b>Clocks and Watches - - - - -</b>	<b>4,601</b>	<b>4,240</b>	<b>5,120</b>	<b>5,942</b>	<b>3,724</b>
<b>Corals, Real - - - - -</b>	<b>29,115</b>	<b>15,675</b>	<b>29,941</b>	<b>12,862</b>	<b>20,960</b>
<b>Cordage and Rope of vegetable fibre (excluding jute) - - - - -</b>	<b>691</b>	<b>846</b>	<b>466</b>	<b>369</b>	<b>681</b>
<b>Coils - - - - -</b>	<b>46</b>	<b>260</b>	<b>59</b>	<b>50</b>	<b>95</b>
<b>Earthenware and Porcelain - - - - -</b>	<b>32,998</b>	<b>24,939</b>	<b>26,274</b>	<b>33,005</b>	<b>26,296</b>
<b>Fireworks - - - - -</b>	<b>2,197</b>	<b>1,962</b>	<b>1,054</b>	<b>700</b>	<b>596</b>
<b>Glass :</b>					
Sheet and Plate - - - - -	1,510	1,623	1,939	2,070	1,132
Beads and False Pearls - - - - -	10,068	11,701	8,457	5,912	5,463
Bottles, common - - - - -	1,061	1,321	1,213	1,073	1,235
Other wares - - - - -	30,816	29,029	27,884	29,103	28,758
	43,455	43,674	39,493	38,158	36,588

## No. 10—concluded.

QUANTITY OF EXPORTS OF PRINCIPAL ARTICLES OF FOREIGN MERCHANDISE from British India—  
concluded

ARTICLES.	1892-93.	1893-94.	1894-95.	1895-96.	1896-97.
VII—ARTICLES MANUFACTURED AND PARTLY MANUFACTURED— <i>continued</i>				.	
Hides and Skins					
Hides, dressed or tanned - - - { No.	0	0	0	14	12
- - - { = Cwt.	0	0	0	1	3
Skins, dressed or tanned - - - { No.	240	724	451	698	0
- - - { = Cwt.	1	19	9	5	0
Instruments and Apparatus					
Musical - - - - -	—	—	—	—	—
Photographic - - - - -	—	—	—	—	—
Scientific, Philosophical, &c. - - - - -	—	—	—	—	—
Ivory, manufactured - - - - -	—	—	—	—	—
Jewellery, &c.					
Jewellery - - - - -	—	—	—	.	—
Plate - - - - -	—	—	—	.	—
Leather.					
Unwrought - - - - - Cwt.	19	20	9	2	21
Manufactures of					
Saddlery and Harness - - - - -	—	—	—	—	—
Other sorts - - - - -	—	—	—	—	—
Matches, lucifer and other - - - - -	—	—	—	—	—
Mats - - - - - Sq Yds.	23,509	17,926	27,268	31,585	24,756
Pants and Colours - - - - - Cwt	5,170	3,860	3,402	2,640	2,432
Painters' Materials - - - - -	—	—	—	—	—
Paper and Pasteboard:					
Printing Paper - - - - - Cwt.	454	533	333	219	335
Writing Paper and Envelopes - - - - -	—	—	—	—	—
Other sorts of Paper - - - - - Cwt	174	202	227	486	339
Pasteboard, Millboard, &c. - - - - - "	20	22	29	94	70
Perfumery (other than musk) - - - - -	—	—	—	—	—
Printing and Lithographing materials (other than paper) - - - - -	—	—	—	—	—
Soap - - - - - Cwt	1,628	1,349	1,167	1,320	1,708
Stationery (excluding paper) - - - - -	—	—	—	—	—
Toys and Requisites for Games - - - - -	—	—	—	—	—
Umbrellas - - - - -	63,463	72,401	58,880	85,521	51,056
Wood, manufactures of - - - - -	—	—	—	—	—
Articles (not specified) exported by Post - - - - -	—	—	—	—	—
All other Articles - - - - -	—	—	—	—	—

## No. 11—concluded.

VALUE OF EXPORTS OF PRINCIPAL ARTICLES OF FOREIGN MERCHANDISE FROM BRITISH INDIA—  
concluded.

ARTICLES.	1892-93.	1893-94.	1894-95.	1895-96.	1896-97.
<b>VII.—ARTICLES MANUFACTURED AND PARTLY MANUFACTURED—continued.</b>					
<b>Hides and Skins .</b>					
Hides, dressed or tanned . . . . .	0	0	0	14	40
Skins, dressed or tanned . . . . .	50	124	143	166	0
<b>Instruments and Apparatus</b>					
Musical . . . . .	5,827	5,788	6,479	7,777	7,287
Photographic . . . . .	2,030	901	1,920	1,462	1,757
Scientific, Philosophical, &c. . . . .	3,635	3,498	4,316	4,479	5,116
	11,492	10,187	12,715	13,718	14,160
Ivory, manufactured . . . . .	721	68	25	438	51
<b>Jewellery, &amp;c. .</b>					
Jewellery . . . . .	5,865	8,208	24,662	17,741	16,689
Plate . . . . .	1,590	3,595	2,722	6,385	4,494
<b>Leather :</b>					
Unwrought . . . . .	308	415	267	67	415
<b>Manufactures of .</b>					
Saddlery and Harness . . . . .	2,827	2,462	3,376	2,694	3,580
Other sorts . . . . .	2,942	706	1,053	1,600	1,138
	6,077	3,583	4,696	4,421	5,133
Matches, lucifer and other . . . . .	14,640	12,100	10,112	14,849	7,635
Mats . . . . .	838	737	1,051	1,148	854
Paints and Colours . . . . .	5,725	5,355	4,911	5,019	4,548
Painters' Materials . . . . .	1,703	1,476	1,158	1,053	1,099
<b>Paper and Pasteboard :</b>					
Printing Paper . . . . .	895	1,066	659	460	536
Writing Paper and Envelopes . . . . .	5,889	5,774	6,111	4,890	3,150
Other sorts of Paper . . . . .	700	575	721	1,374	806
Pasteboard, Millboard, &c. . . . .	12	18	24	64	42
	7,496	7,433	7,515	6,788	4,534
Perfumery (other than musk) . . . . .	5,921	5,105	5,027	6,693	4,852
Printing and Lithographing materials (other than Paper) . . . . .	3,526	504	285	1,577	282
Soap . . . . .	3,281	2,872	3,151	2,505	3,237
Stationery (excluding Paper) . . . . .	12,558	12,426	12,889	15,366	12,248
Toys and Requisites for Games . . . . .	4,908	5,381	4,989	5,387	6,698
Umbrellas . . . . .	6,876	9,089	7,453	10,378	6,259
Wood, manufactures of . . . . .	2,036	4,906	1,651	1,506	1,830
Articles (not specified) exported by Post . . . . .	8,531	6,579	8,788	7,799	2,854
All other Articles . . . . .	10,781	12,484	11,612	13,691	18,970
Total Value of Articles Manufactured and partly Manufactured . . . . .	2,362,869	2,266,867	2,612,536	2,480,342	2,040,422
<b>GRAND TOTAL . . . . .</b>	<b>4,590,290</b>	<b>4,431,975</b>	<b>5,057,414</b>	<b>4,717,516</b>	<b>4,033,637</b>

## No. 12.

QUANTITY and VALUE of IMPORTS and EXPORTS of PRINCIPAL ARTICLES in 1896-97,  
distinguishing COUNTRIES

ARTICLES AND COUNTRIES.	IMPORTS		EXPORTS	
	Quantity	Value	Quantity	Value
<b>I—ANIMALS LIVING.</b>				
<b>HORSES</b>				
United Kingdom - - - - - No	130	9,572	4	300
Ceylon - - - - - "	64	3,225	260	5,029
Straits Settlements - - - - - "	37	1,025	68	1,727
Mauritius - - - - - "			1	20
Natal - - - - - "			13	650
Australia - - - - - "	5,179	264,940	86	4,580
Austria-Hungary - - - - - "	36	3,080		
Arabia - - - - - "	9	210	19	875
Persia - - - - - "	138	4,490		
Turkey in Asia - - - - - "	1,596	75,105		
Egypt - - - - - "	2	100	1	70
Mozambique - - - - - "			49	2,450
Zanzibar - - - - - "			2	40
	7,191	361,747	503	15,741
<b>OTHER KINDS</b>				
United Kingdom - - - - - No	568	3,098	345	547
Aden - - - - - "	5	10		
Ceylon - - - - - "	1,024	1,570	119,332	84,103
China, Hong Kong - - - - - "	13	55		
Straits Settlements - - - - - "	98	31	43,862	53,844
Cape Colony - - - - - "			1	60
Mauritius - - - - - "			5	45
Australia - - - - - "	45	206	3,625	33,109
Austria-Hungary - - - - - "	21	21		
France - - - - - "	2	10		
Germany - - - - - "	6	420	2	45
Arabia - - - - - "	163	174		
Mekran and Sonmani - - - - - "	21	33	28	30
Persia - - - - - "	92	43		
Sumatra - - - - - "			270	1,350
Turkey in Asia - - - - - "	6	19		
Abyssinia - - - - - "	37	21		
Zanzibar - - - - - "			170	838
Other Countries - - - - - "			53	799
	2,101	5,711	167,693	174,770
<b>TOTAL ANIMALS LIVING - No</b>	<b>9,292</b>	<b>367,458</b>	<b>168,196</b>	<b>190,511</b>
<b>II ARTICLES OF FOOD AND DRINK.</b>				
<b>COFFEE</b>				
United Kingdom - - - - - Cwt	79	641	105,726	833,407
Aden - - - - - "	173	1,314	1	9
Ceylon - - - - - "	188	922	3,658	23,835
China, Hong Kong - - - - - "	19	131		
Straits Settlements - - - - - "	7,832	46,609		
Cape Colony - - - - - "			1	20
Mauritius - - - - - "			2,520	14,370
Natal - - - - - "	1	9	3	24
Australia - - - - - "			2,907	23,647
Austria-Hungary - - - - - "	1	10	7,061	55,318
Belgium - - - - - "			951	7,455
France - - - - - "		2	71,871	513,243
Germany - - - - - "			5,613	43,609
Italy - - - - - "			200	1,457
Norway - - - - - "		4		
Arabia - - - - - "	7	50	7,624	48,252
Japan - - - - - "		1	45	339
Mekran and Sonmani - - - - - "				2
Persia - - - - - "			3,222	21,618
Turkey in Asia - - - - - "			4,421	31,455

## No. 12—continued.

QUANTITY and VALUE of IMPORTS and EXPORTS of PRINCIPAL ARTICLES in 1896-1897,  
distinguishing COUNTRIES—continued.

ARTICLES AND COUNTRIES.	IMPORTS.		EXPORTS.	
	Quantity	Value.	Quantity.	Value.
<b>II—ARTICLES OF FOOD AND DRINK—continued.</b>				
<b>COFFEE—continued.</b>				
Egypt - - - - - Cwt.	—	1	97	611
Mozambique - - - - - "	—	—	4	30
Zanzibar - - - - - "	—	1	41	274
United States - - - - - "	..	—	13	89
Other Countries - - - - - "	..	—	7	57
	8,300	49,695	215,986	1,619,121
<b>FRUITS AND VEGETABLES:</b>				
United Kingdom - - - - -	—	1,811	—	5,894
Gibraltar - - - - -	—	114	—	—
Aden - - - - -	—	—	—	1,759
Ceylon - - - - -	—	25,700	—	30,858
China, Hong Kong - - - - -	—	1	—	7,053
Straits Settlements - - - - -	—	60,113	—	25,021
Cape Colony - - - - -	—	—	—	1
Mauritius - - - - -	—	1,465	—	1,643
Natal - - - - -	—	—	—	764
Australia - - - - -	—	282	—	23
Austria-Hungary - - - - -	—	687	—	2
France - - - - -	—	30	—	—
Germany - - - - -	..	—	—	2,030
Italy - - - - -	—	10,595	—	79
Norway - - - - -	—	1	—	—
Arabia - - - - -	—	4,716	—	615
China, Treaty Ports - - - - -	—	—	—	5
Cochin-China - - - - -	—	—	—	163
Maldivo Islands - - - - -	—	7,613	—	13
Mekran and Somiani - - - - -	—	—	—	325
Persia - - - - -	—	48	—	685
Siam - - - - -	—	14	—	6
Turkey in Asia - - - - -	—	104	—	683
Abyssinia - - - - -	—	—	—	32
Egypt - - - - -	—	3	—	31
Madagascar - - - - -	..	—	—	88
Mozambique - - - - -	—	84	—	236
Réunion - - - - -	—	—	—	6
Zanzibar - - - - -	—	5,347	—	2,649
Other Countries - - - - -	—	109	—	83
	—	118,837	—	80,747
<b>GRAIN AND PULSE:</b>				
<b>RICE IN THE HUSK:</b>				
United Kingdom - - - - - Cwt.	—	—	1	0
Ceylon - - - - - "	44	14	439,600	94,027
China, Hong Kong - - - - - "	—	—	12,476	2,383
Straits Settlements - - - - - "	3	1	1,741	385
Mauritius - - - - - "	—	—	24	12
Australia - - - - - "	—	—	106	36
Persia - - - - - "	—	—	1	1
Siam - - - - - "	—	—	43	8
Zanzibar - - - - - "	—	—	4	2
Other Ports - - - - - "	..	—	19	7
	47	15	454,015	96,861
<b>RICE NOT IN THE HUSK:</b>				
United Kingdom - - - - - "	61	63	3,838,910	1,609,940
Gibraltar - - - - - "	—	—	4	3
Malta - - - - - "	—	—	2	1
Aden - - - - - "	—	—	234,760	130,550
Ceylon - - - - - "	362	196	3,897,888	1,788,429
China, Hong Kong - - - - - "	1,153	697	2,140	1,068
Straits Settlements - - - - - "	25,350	14,806	3,745,247	1,489,905
Cape Colony - - - - - "	—	—	144,241	96,094
Mauritius - - - - - "	—	—	1,234,207	632,548
Natal - - - - - "	—	—	301,417	163,989
St. Helena - - - - - "	—	—	21	11
British Guiana - - - - - "	—	—	161,059	77,574



No. 12—*continued.*QUANTITY and VALUE of IMPORTS and EXPORTS of PRINCIPAL ARTICLES in 1896-1897  
distinguishing COUNTRIES—*continued*

ARTICLES AND COUNTRIES.	IMPORTS		EXPORTS	
	Quantity	Value	Quantity	Value
<b>II.—ARTICLES OF FOOD AND DRINK—<i>continued</i></b>				
<b>GRAIN AND PULSE—<i>continued.</i></b>				
<b>  RICE NOT IN THE HUSK—<i>continued</i></b>				
Australia - - - - - Cwt			52,774	27,472
Austria-Hungary - - - - - "	5	3	48	28
Belgium - - - - - "			135	82
France - - - - - "			10,107	3,628
Germany - - - - - "			335,989	158,213
Holland - - - - - "			2,002	1,365
Italy - - - - - "	20	39	10,148	5,300
Russia in Europe - - - - - "			30	16
Arabia - - - - - "	2	1	735,759	422,121
China, Treaty Ports - - - - - "			9,040	3,520
Japan - - - - - "			22	13
Maldiv Islands - - - - - "			24 166	13 131
Mekran and Sonmiani - - - - - "			30,008	14,769
Persia - - - - - "	257	147	100,635	62,714
Siam - - - - - "			2 063	929
Turkey in Asia - - - - - "	586	275	15,790	9,031
Abyssinia - - - - - "			82,112	41,927
Egypt - - - - - "			10,046,418	3,720,549
Madagascar - - - - - "			27,458	16,509
Mozambique - - - - - "			75,549	45,461
Réunion - - - - - "			348,543	185,138
Zanzibar - - - - - "	1	1	336,448	195,079
South America - - - - - "		...	1,752,509	785,631
West Indies - - - - - "			179,136	101,537
Other Countries - - - - - "			90,477	50,072
	27,803	16,228	27,827,262	11,854,347
<b>WHEAT</b>				
United Kingdom - - - - - Cwt.	181	137	1,502,623	656,871
Gibraltar - - - - - "			6,000	2,700
Aden - - - - - "	155	60	18,386	10,073
Ceylon - - - - - "		..	845	417
China, Hong Kong			3,911	2,428
Straits Settlements - - - - - "			3,733	2,000
Cape Colony - - - - - "			1,125	546
Mauritius - - - - - "			998	598
Natal - - - - - "			7	5
Belgium - - - - - "			53,444	23,522
France - - - - - "			239,785	100,798
Holland - - - - - "			4,000	1,625
Italy - - - - - "			54,012	23,231
Arabia - - - - - "		...	10,809	5,762
Maldiv Islands - - - - - "			5	4
Mekran and Sonmiani - - - - - "			928	438
Persia - - - - - "	11,289	6,174	847	458
Turkey in Asia - - - - - "	103,019	48,965		
Abyssinia - - - - - "			2,248	1,133
Egypt - - - - - "	45	23	675	335
Madagascar - - - - - "			113	73
Mozambique - - - - - "			75	47
Zanzibar - - - - - "			6,043	3,377
United States - - - - - "	488,634	289,818		
Other Countries - - - - - "	45	12	14	9
	603,368	345,189	1,910,626	836,450
<b>OTHER SORTS - - - - - "</b>	<b>437,249</b>	<b>181,703</b>	<b>1,642,411</b>	<b>629,715</b>
<b>TOTAL GRAIN AND PULSE -</b>				
United Kingdom - - - - - Cwt	24,064	13,063	5,615,980	2,361,372
Gibraltar - - - - - "			6,007	2,705
Malta - - - - - "			3	2
Aden - - - - - "	1,045	627	499,119	228,510
Ceylon - - - - - "	1,476	651	4,483,655	1,946,242
China, Hong Kong	4,729	2,762	19,411	6,330
Straits Settlements - - - - - "	29,186	16,646	3,799,309	1,514,692
Cape Colony - - - - - "			149,750	99,119
Mauritius - - - - - "			1,574 492	771,394
Natal - - - - - "			357,242	187,963
Australia - - - - - "	6,581	3,674	58,339	30,347
Austria-Hungary - - - - - "	498	233	48	28
Belgium - - - - - "			57,584	24,886

## No. 12—continued.

QUANTITY and VALUE of IMPORTS and EXPORTS of PRINCIPAL ARTICLES in 1896-97,  
distinguishing COUNTRIES—continued.

ARTICLES AND COUNTRIES.	IMPORTS.		EXPORTS.	
	Quantity.	Value	Quantity.	Value.
<b>II.—ARTICLES OF FOOD AND DRINK—continued.</b>				
<b>GRAIN AND PULSE—continued.</b>				
<b>TOTAL GRAIN AND PULSE—continued.</b>				
France - - - - - Cwt.	2	4	249,892	104,426
Germany - - - - - "	...	..	333,990	158,214
Holland - - - - - "	...	..	6,002	2,990
Italy - - - - - "	54	59	64,160	28,530
Portugal - - - - - "	357	820		
Russia in Europe - - - - - "	...	...	30	16
Turkey in Europe - - - - - "	1	0		
Arabia - - - - - "	863	476	833,892	461,022
China, Treaty Ports - - - - - "	5	3	9,059	3,530
Japan - - - - - "	...	..	26	16
Java - - - - - "	...	..	7	3
Maldive Islands - - - - - "	...	..	24,184	13,140
Mekran and Sonmani - - - - - "	805	331	73,845	30,558
Persia - - - - - "	11,954	6,534	102,766	63,873
Siam - - - - - "			2,128	949
Turkey in Asia - - - - - "	396,727	169,520	16,287	9,251
Abyssinia - - - - - "	2,486	664	260,058	103,437
Egypt - - - - - "	617	200	10,133,708	3,747,996
Madagascar - - - - - "	...	..	28,649	17,229
Mozambique - - - - - "	6,972	3,349	125,744	66,611
Réunion - - - - - "	...	..	389,305	202,877
St. Helena - - - - - "	...	..	21	11
Zanzibar - - - - - "	22,006	8,978	359,208	207,159
South America - - - - - "			1,917,190	864,984
United States - - - - - "	557,994	314,528	1	1
West Indies - - - - - "			185,751	104,747
Other Countries - - - - - "	45	13	95,472	52,213
	1,068,467	543,135	31,834,314	13,417,373
<b>LIQUORS.</b>				
<b>ALE, BEER, AND PORTER.</b>				
United Kingdom - - - - - Gals.	2,733,449	395,017	313	38
Aden - - - - - "	85	22	590	76
Ceylon - - - - - "	25	6	12	3
China, Hong Kong - - - - - "			11	4
Straits Settlements - - - - - "	1,683	390	1,390	150
Mauritius - - - - - "			279	66
Austria-Hungary - - - - - "	3,272	963	14	4
Belgium - - - - - "	5,379	1,591		
Denmark - - - - - "	201	54		
France - - - - - "	356	96		
Germany - - - - - "	276,794	74,441	20	5
Holland - - - - - "	195	57		
Italy - - - - - "	3	1		
Norway - - - - - "	2	1		
Spain - - - - - "	216	32		
Arabia - - - - - "			76	24
Japan - - - - - "	237	67		
Mekran and Sonmani - - - - - "	...	...	64	13
Persia - - - - - "	...	...	30	9
Siam - - - - - "	14	4	72	27
United States - - - - - "	260	82		
	3,022,171	472,824	2,871	419
<b>SPIRITS AND LIQUEURS:</b>				
<b>BRANDY</b>				
United Kingdom - - - - - Gals.	50,599	53,357	4	6
Gibraltar - - - - - "	115	70		
Aden - - - - - "	10	12	14	22
Ceylon - - - - - "	257	136	3	10
China, Hong Kong - - - - - "	9	13		
Straits Settlements - - - - - "	193	161		
Mauritius - - - - - "	...	...	1	3
Natal - - - - - "	...	...	2	2
Australia - - - - - "	59	45	53	79
Austria-Hungary - - - - - "	879	162		
Belgium - - - - - "	8,284	3,979		
Denmark - - - - - "	32	53		
France - - - - - "	150,028	135,640	81	33
Germany - - - - - "	42,083	15,248		
Greece - - - - - "	331	257		
Holland - - - - - "	6,886	1,089		

No. 12—*continued.*

QUANTITY and VALUE of IMPORTS and EXPORTS of PRINCIPAL ARTICLES in 1896-97,  
distinguishing COUNTRIES—*continued*

ARTICLES AND COUNTRIES	IMPORTS		EXPORTS.	
	Quantity	Value	Quantity	Value
<b>II—ARTICLES OF FOOD AND DRINK—<i>continued.</i></b>				
<b>LIQUORS—<i>continued</i></b>				
<b>SPIRITS AND LIQUEURS—<i>continued</i></b>				
<b>BRANDY—<i>continued</i></b>				
Italy - - - - - Gals	12	24		
Arabia - - - - - "			51	38
Cochin-China - - - - - "	1	1		
Mekran and Somman - - - - - "			163	78
Persia - - - - - "			510	370
Turkey in Asia - - - - - "	6	6	10	23
Egypt - - - - - "	1,328	856		
South America - - - - - "			76	106
West Indies - - - - - "			57	82
<b>GIN</b>				
United Kingdom - - - - - Gals	26,843	14,060		
Aden - - - - - "			9	5
Ceylon - - - - - "	3	4	3	2
Straits Settlements - - - - - "	8,610	2,277		
Belgium - - - - - "	2,931	1,137		
France - - - - - "	8	5		
Germany - - - - - "	2,230	669		
Holland - - - - - "	29,132	10,802	87	21
Arabia - - - - - "			204	103
Mekran and Somman - - - - - "			21	10
Persia - - - - - "			2	2
Egypt - - - - - "			5	2
<b>RUM</b>				
United Kingdom - - - - - Gals	8,112	5,175		
Aden - - - - - "	1	0		
Ceylon - - - - - "	7	3		
China, Hong Kong - - - - - "	162	51	8	12
Straits Settlements - - - - - "	30,838	3,707		
Mauritius - - - - - "	91	16		
Australia - - - - - "	1	1		
France - - - - - "	150	75		
Germany - - - - - "	2,083	376		
Italy - - - - - "	39	25		
Java - - - - - "	339	48		
Persia - - - - - "			6	5
Zanzibar - - - - - "			23	26
<b>WHISKY</b>				
United Kingdom - - - - - Gals	497,964	365,543	125	186
Gibraltar - - - - - "	25	18		
Aden - - - - - "	19	18	73	90
Ceylon - - - - - "	225	134	54	41
China, Hong Kong - - - - - "	1	1	102	33
Straits Settlements - - - - - "	114	115	93	53
Mauritius - - - - - "		1	37	25
Natal - - - - - "			62	69
Australia - - - - - "	3,240	3,923	20	18
Austria-Hungary - - - - - "	3	2		
Denmark - - - - - "	3	3		
France - - - - - "	156	94	4	2
Germany - - - - - "	7,409	3,561	20	10
Holland - - - - - "	1	1	7	6
Italy - - - - - "	126	77	9	5
Arabia - - - - - "			53	44
China, Treaty Ports - - - - - "			84	38
Japan - - - - - "	56	67		
Mekran and Somman - - - - - "			73	61
Persia - - - - - "			344	226
Siam - - - - - "	1	2		
Turkey in Asia - - - - - "				1
Egypt - - - - - "			19	10
Mozambique - - - - - "			103	85
Zanzibar - - - - - "	34	85	255	259
South America - - - - - "			9	6
United States - - - - - "	194	140		
<b>OTHER SORTS - - - - - "</b>	<b>311,247</b>	<b>201,218</b>	<b>306</b>	<b>247</b>

No. 12—*continued.*

QUANTITY and VALUE of IMPORTS and EXPORTS of PRINCIPAL ARTICLES in 1896-97,  
distinguishing COUNTRIES—*continued.*

ARTICLES AND COUNTRIES.	IMPORTS		EXPORTS.	
	Quantity	Value.	Quantity	Value.
<b>II.—ARTICLES OF FOOD AND DRINK—<i>continued</i></b>				
<b>LIQUORS—<i>continued.</i></b>				
<b>SPIRITS AND LIQUEURS—<i>continued</i></b>				
<b>TOTAL SPIRITS AND LIQUEURS .</b>				
United Kingdom - - - Gals	632,783	560,254	147	239
Gibraltar - - - "	140	88		
Aden - - - "	61	174	101	120
Ceylon - - - "	91,214	13,073	278	175
China, Hong Kong - - "	3,684	661	112	112
Straits Settlements - - "	57,330	9,247	95	57
Mauritius - - - "	94	18	44	38
Natal - - - "			65	72
Canada - - - "	1	3		
Australia - - - "	3,427	4,085	87	105
Austria-Hungary - - - "	3,923	2,436		
Belgium - - - "	17,509	14,202		
Denmark - - - "	124	259		
France - - - "	155,325	147,780	85	35
Germany - - - "	184,475	47,686	20	10
Greece - - - "	331	257		
Holland - - - "	36,200	12,179	94	26
Italy - - - "	527	823	9	5
Norway - - - "	5	4		
Arabia - - - "			308	184
China, Treaty Ports - - "	116	25	84	38
Cochin-China - - - "	5	21		
Japan - - - "	57	73		
Java - - - "	339	48		
Mekran and Somiani - - - "			257	149
Persia - - - "	21	17	872	614
Siam - - - "	1	2	4	5
Turkey in Asia - - - "	78	35	12	33
Egypt - - - "	1,340	860	24	12
Mozambique - - - "		1	106	93
Zanzibar - - - "	63	60	279	289
South America - - - "			85	112
United States - - - "	4,387	12,722		
West Indies - - - "			57	82
	1,193,560	827,093	3,225	2,605
<b>WINES :</b>				
<b>CHAMPAGNE :</b>				
United Kingdom - - - Gals.	24,519	77,421	52	147
Malta - - - "	40	135		
Gibraltar - - - "	4	8		
Aden - - - "	25	24	27	107
Ceylon - - - "			5	16
China, Hong Kong - - - "	6	17		
Straits Settlements - - - "	168	427	70	203
Australia - - - "			4	15
Austria-Hungary - - - "	10	13	112	223
Belgium - - - "	4,572	13,927		1
France - - - "	6,662	18,744		
Germany - - - "	90	96		
Holland - - - "	12	10		
Italy - - - "	35	81		
Arabia - - - "			2	7
China, Treaty Ports - - - "	1	8		
Persia - - - "			28	78
Egypt - - - "	14	26		
Zanzibar - - - "			1	2
United States - - - "	2	4		
<b>CLARET :</b>				
United Kingdom - - - Gals.	23,942	18,281	109	120
Malta - - - "	69	48		
Aden - - - "	9	6	16	21
Ceylon - - - "	361	118	16	22

No. 12—*continued.*QUANTITY and VALUE of IMPORTS and EXPORTS of PRINCIPAL ARTICLES in 1896-97,  
distinguishing COUNTRIES—*continued*

ARTICLES AND COUNTRIES	IMPORTS.		EXPORTS	
	Quantity	Value.	Quantity	Value.
<b>II—ARTICLES OF FOOD AND DRINK—<i>continued.</i></b>				
LIQUORS— <i>continued.</i>				
WINES— <i>continued</i>				
CLARET— <i>continued</i>				
China, Hong Kong - - Gals	...	...	43	26
Straits Settlements - - "	753	239	62	36
Mauritius - - - - "	12	22		
Natal - - - - - "	379	454		
Australia - - - - "	2,089	1,021	4	4
Austria-Hungary - - - "	747	326		
Belgium - - - - - "	1,188	614		
France - - - - - "	47,412	24,016	24	24
Germany - - - - - "	604	435		
Holland - - - - - "	296	229		
Italy - - - - - "	4,355	1,837		
Arabia - - - - - "	4	2	12	14
Cochin-China - - - - "	2	2		
Japan - - - - - "	18	14		
Persia - - - - - "	56	25	92	59
Russia in Asia - - - - "	88	12		
Siam - - - - - "	...	...	4	4
Turkey in Asia - - - - "	48	10	8	6
Abyssinia - - - - - "	4	3		
Egypt - - - - - "	304	63	9	11
Other Countries - - - - "	.	...	12	13
PORT				
United Kingdom - - Gals	66,673	63,064	4	7
Gibraltar - - - - - "	6,316	5,022		
Aden - - - - - "	1,218	453		
Ceylon - - - - - "	10	8	29	47
China, Hong Kong - - "	...	..	30	59
Straits Settlements - - "	263	242	34	45
Mauritius - - - - - "	99	132		
Australia - - - - - "	85	46		
Austria-Hungary - - - "	270	165		
France - - - - - "	1,443	709		
Germany - - - - - "	3,295	1,156		
Holland - - - - - "	50	30		
Portugal - - - - - "	2,290	2,349		
Spain - - - - - "	78	52		
Arabia - - - - - "	...	...	24	32
Mekran and Sonmani - - "	...	...	2	1
Persia - - - - - "	...	...	5	13
Siam - - - - - "	...	...	4	5
Turkey in Asia - - - - "	..	...	2	3
Egypt - - - - - "	55	19		
Zanzibar - - - - - "	..	..	8	17
South America - - - - "	.	...	10	16
West Indies - - - - - "	..	...	12	14
SHERRY				
United Kingdom - - Gals	20,159	17,603	38	37
Gibraltar - - - - - "	3,369	2,608	53	52
Malta - - - - - "	262	229		
Aden - - - - - "	—	1		
Ceylon - - - - - "	960	455	5	6
Straits Settlements - - "	...	...	12	17
Natal - - - - - "	14	17	3	4
Australia - - - - - "	356	101		
Austria-Hungary - - - "	151	34		
France - - - - - "	464	203		
Germany - - - - - "	1,358	405		
Italy - - - - - "	628	261		
Mekran and Sonmani - - "	...	...	2	1
Persia - - - - - "	13	12	54	54
Turkey in Asia - - - - "	6	6	4	5
Egypt - - - - - "	54	12		
Zanzibar - - - - - "	14	17	8	17
Other Countries - - - - "	24	21		
•OTHER SORTS - - - - - "	126,377	88,905	457	465

## No. 12—continued.

QUANTITY and VALUE of IMPORTS and EXPORTS of PRINCIPAL ARTICLES in 1896-97,  
distinguishing COUNTRIES—continued.

ARTICLES AND COUNTRIES.	IMPORTS.		EXPORTS.	
	Quantity	Value.	Quantity	Value.
<b>II.—ARTICLES OF FOOD AND DRINK—continued.</b>				
<b>LIQUORS—continued.</b>				
<b>TOTAL WINES :</b>				
United Kingdom - - - - Gals.	179,816	216,828	335	489
Gibraltar - - - - "	12,906	9,955	53	53
Malta - - - - "	1,457	1,147		
Aden - - - - "	6,910	2,203	46	139
Ceylon - - - - "	3,062	1,174	88	112
China, Hong Kong - - - - "	108	126	74	86
Straits Settlements - - - - "	2,273	1,535	186	309
Cape Colony - - - - "	78	20		
Mauritius - - - - "	12	22	64	26
Natal - - - - "	559	669	3	4
Australia - - - - "	10,798	3,750	14	29
Austria-Hungary - - - - "	4,573	2,956	112	223
Belgium - - - - "	9,105	18,294	—	1
Denmark - - - - "	37	33		
France - - - - "	91,706	66,031	62	62
Germany - - - - "	7,145	3,479	60	45
Greece - - - - "	54	28		
Holland - - - - "	3,008	3,323		
Italy - - - - "	15,603	7,865		
Norway - - - - "	4	2		
Portugal - - - - "	3,748	2,803		
Russia in Europe - - - - "	88	12		
Spain - - - - "	78	52		
Arabia - - - - "	14	7	38	52
China, Treaty Ports - - - - "	1	8		
Cochin-China - - - - "	10	10		
Japan - - - - "	28	18		
Mekran and Sonmiani - - - - "	...	...	4	3
Persia - - - - "	301	132	202	229
Russia in Asia - - - - "	6	1		
Siam - - - - "	...	...	64	76
Turkey in Asia - - - - "	445	101	25	31
Abyssinia - - - - "	4	2		
Egypt - - - - "	1,273	444	27	31
Zanzibar - - - - "	14	17	23	39
South America - - - - "	..	...	10	16
United States - - - - "	6	7		
West Indies - - - - "	.	...	12	14
Other Countries - - - - "	24	21	12	12
	355,254	343,075	1,514	2,081
<b>OTHER SORTS</b> - - - - "	3,662	1,952	102	20
<b>TOTAL LIQUORS :</b>				
United Kingdom - - - - Gals.	3,549,540	1,174,018	897	786
Gibraltar - - - - "	13,046	10,043	53	53
Malta - - - - "	1,457	1,147		
Aden - - - - "	7,056	2,399	737	335
Ceylon - - - - "	94,301	14,254	378	291
China, Hong Kong - - - - "	3,792	787	197	202
Cochin-China - - - - "	15	30		
Straits Settlements - - - - "	61,326	11,176	1,671	516
Cape Colony - - - - "	78	20		
Mauritius - - - - "	106	41	387	130
Natal - - - - "	559	669	68	75
Canada - - - - "	1	3		
Australia - - - - "	14,225	7,834	101	134
Austria-Hungary - - - - "	11,768	6,356	126	227
Belgium - - - - "	31,993	34,088	—	1
Denmark - - - - "	362	346		
France - - - - "	247,493	213,916	147	97
Germany - - - - "	468,425	125,612	100	60
Greece - - - - "	385	285		
Holland - - - - "	39,403	15,558	94	27
Italy - - - - "	16,146	8,704	9	5
Norway - - - - "	11	6		
Portugal - - - - "	3,748	2,802		
Russia in Europe - - - - "	88	12		
Spain - - - - "	294	84		
Turkey in Europe - - - - "	523	137		
Arabia - - - - "	14	8	422	260
China, Treaty Ports - - - - "	117	33	84	38
Japan - - - - "	322	158		
Java - - - - "	339	48		
Mekran and Sonmiani - - - - "	...	...	325	165
Persia - - - - "	322	149	1,104	852
Russia in Asia - - - - "	6	1		

## No. 12—continued.

QUANTITY and VALUE of IMPORTS and EXPORTS of PRINCIPAL ARTICLES in 1896-97,  
distinguishing COUNTRIES—continued

ARTICLES AND COUNTRIES	IMPORTS		EXPORTS	
	Quantity.	Value.	Quantity.	Value
<b>II—ARTICLES OF FOOD AND DRINK—continued</b>				
<b>LIQUORS—continued.</b>				
<b>TOTAL LIQUORS—continued.</b>				
Siam - - - - - Gals.	15	6	140	108
Turkey in Asia - - - - - "			37	64
Abyssinia - - - - - "	4	2		
Egypt - - - - - "	2,613	1,304	51	43
Mozambique - - - - - "			106	93
Zanzibar - - - - - "	77	77	302	327
South America - - - - - "			95	128
United States - - - - - "	4,653	12,810		
West Indies - - - - - "			69	96
Other Countries - - - - - "	24	21	12	13
	4,574,647	1,644,944	7,712	5,126
<b>PROVISIONS</b>				
United Kingdom - - - - -	—	675,993	—	91,538
Gibraltar - - - - -	—	20	—	55
Malta - - - - -	—	—	—	129
Aden - - - - -	—	12,251	—	105,370
Ceylon - - - - -	—	8,662	—	199,253
China, Hong Kong - - - - -	—	12,549	—	89,345
Straits Settlements - - - - -	—	280,717	—	125,600
Cape Colony - - - - -	—	136	—	1,014
Mauritius - - - - -	—	193	—	139,900
Natal - - - - -	—	15	—	40,176
Canada - - - - -	—	—	—	5
Australia - - - - -	—	10,309	—	22,533
Austria-Hungary - - - - -	—	3,467	—	2,409
Belgium - - - - -	—	2,375	—	29
Denmark - - - - -	—	412	—	—
France - - - - -	—	27,336	—	64
Germany - - - - -	—	9,220	—	993
Greece - - - - -	—	16	—	—
Holland - - - - -	—	4,359	—	357
Italy - - - - -	—	20,778	—	2,648
Norway - - - - -	—	57	—	—
Portugal - - - - -	—	500	—	—
Russia in Europe - - - - -	—	82	—	—
Spain - - - - -	—	2	—	—
Turkey in Europe - - - - -	—	26	—	2
Arabia - - - - -	—	175,347	—	82,874
China, Treaty Ports - - - - -	—	203	—	1,780
Cochin China - - - - -	—	1	—	—
Japan - - - - -	—	2,951	—	727
Java - - - - -	—	13	—	386
Maldive Islands - - - - -	—	171	—	383
Mekran and Somiani - - - - -	—	25,565	—	2,422
Persia - - - - -	—	160,244	—	6,233
Russia in Asia - - - - -	—	168	—	23
Siam - - - - -	—	275	—	306
Sumatra - - - - -	—	6	—	1
Turkey in Asia - - - - -	—	105,065	—	5,849
Abyssinia - - - - -	—	191	—	9,190
Egypt - - - - -	—	4,721	—	13,110
Madagascar - - - - -	—	1	—	1,920
Mozambique - - - - -	—	2	—	15,652
Réunion - - - - -	—	2	—	14,322
Zanzibar - - - - -	—	2,930	—	59,272
South America - - - - -	—	—	—	468
United States - - - - -	—	2,411	—	3,500
West Indies - - - - -	—	—	—	337
Other Countries - - - - -	—	74	—	4,359
	—	1,549,816	—	1,044,534
<b>SALT :</b>				
United Kingdom - - - - - Tons	193,084	393,463		
Aden - - - - - "	40,663	59,048		
Ceylon - - - - - "	—	2		
Straits Settlements - - - - - "	52	232	5,418	2,469
Cape Colony - - - - - "	—	1	—	—
Mauritius - - - - - "	—	1	—	2
Australia - - - - - "	—	—	—	1
Austria-Hungary - - - - - "	1	4	—	—
Belgium - - - - - "	—	2	—	—
Germany - - - - - "	37,450	80,704	—	—
Holland - - - - - "	—	3	—	—
Italy - - - - - "	—	1	—	—
Norway - - - - - "	—	1	—	—
Arabia - - - - - "	13,450	17,828	—	3

## No. 12—continued.

QUANTITY and VALUE of IMPORTS and EXPORTS of PRINCIPAL ARTICLES in 1896-97,  
distinguishing COUNTRIES—continued.

ARTICLES AND COUNTRIES.	IMPORTS.		EXPORTS.	
	Quantity	Value.	Quantity	Value.
<b>II.—ARTICLES OF FOOD AND DRINK—continued.</b>				
<b>SALT—continued.</b>				
Persia . . . . . Tons	10,599	13,862	—	3
Siam . . . . . "	2	16		
Egypt . . . . . "	33,002	63,373		
Madagascar . . . . . "	1	3		
Zanzibar . . . . . "			16	193
Other Countries . . . . . "			4	40
	328,304	628,544	5,438	2,711
<b>SPICES :</b>				
United Kingdom . . . . . Lbs.	448	16	7,299,225	136,908
Aden . . . . . "	23,513	137	2,081,260	38,865
Ceylon . . . . . "	12,756,751	157,998	4,733,122	41,585
China, Hong Kong	56,536	223	236,194	4,012
Straits Settlements	60,497,534	359,828	3,130,719	31,747
Cape Colony . . . . . "			1,624	22
Mauritius . . . . . "	18,039	162	476,938	5,249
Natal . . . . . "			151,123	3,167
Australia . . . . . "	5	0	76,078	1,408
Austria-Hungary . . . . . "			630,819	12,590
Belgium . . . . . "			30,408	517
France . . . . . "			7,315,936	108,710
Germany . . . . . "			1,600,029	29,606
Italy . . . . . "	7	0	625,398	9,944
Turkey in Europe . . . . . "			2,558	97
Arabia . . . . . "	142	3	1,381,632	28,170
China, Treaty Port . . . . . "	5,040	36	24,128	396
Japan . . . . . "	452,889	5,483	1,320	205
Java . . . . . "			4	1
Maldiv Islands . . . . . "			6,161	74
Mekran and Sonmiani . . . . . "	233	4	13,706	227
Persia . . . . . "			484,018	9,536
Russia in Asia . . . . . "			10,904	199
Siam . . . . . "	2,600	6		
Turkey in Asia . . . . . "	280	4	975,389	16,436
Abyssinia . . . . . "			180,898	1,888
Egypt . . . . . "	571	1	782,623	12,880
Madagascar . . . . . "			6,552	106
Mozambique . . . . . "			56,522	792
Zanzibar . . . . . "	5,088,903	80,773	191,114	3,885
United States . . . . . "			1,547,279	17,073
Other Countries . . . . . "			8,456	121
	78,903,491	604,674	34,061,537	516,416
<b>SUGAR (REFINED, UNREFINED, and SUGAR CANDY) :</b>				
United Kingdom . . . . . Cwt.	12,634	26,616	1,056,988	599,056
Aden . . . . . "	8	11	34,274	37,744
Ceylon . . . . . "	398	277	35,663	34,332
China, Hong Kong	139,310	179,151	1	1
Straits Settlements	63,497	76,956	2,348	2,972
Cape Colony . . . . . "	5	7		
Mauritius . . . . . "	1,666,845	1,753,591	44	68
Natal . . . . . "			314	374
Australia . . . . . "	16	7	45	56
Austria-Hungary . . . . . "	115,514	131,379		
Belgium . . . . . "	5,940	7,286		
France . . . . . "	118	645		
Germany . . . . . "	758,806	875,739		
Holland . . . . . "	40	38		
Italy . . . . . "	12	123		
Norway . . . . . "	1	2		
Turkey in Europe . . . . . "	3	11		
Arabia . . . . . "	52	31	60,328	64,546
Japan . . . . . "			36	17
Java . . . . . "	97,458	99,236		
Maldiv Islands . . . . . "			513	718
Mekran and Sonmiani . . . . . "			1,328	1,560
Persia . . . . . "	21	14	76,421	92,681
Russia in Asia . . . . . "	1	1		
Siam . . . . . "	3	2	27	17
Turkey in Asia . . . . . "			37,066	46,757
Abyssinia . . . . . "			841	1,210
Egypt . . . . . "	33	9	28,688	15,262
Madagascar . . . . . "	627	627	237	270
Mozambique . . . . . "			6,425	7,508
Zanzibar . . . . . "	58	50	8,281	10,568
Other Countries . . . . . "			605	720
	2,861,400	3,151,829	1,348,473	916,437



## No. 12—continued.

QUANTITY and VALUE of IMPORTS and EXPORTS of PRINCIPAL ARTICLES in 1896-97,  
distinguishing COUNTRIES—continued.

ARTICLES AND COUNTRIES	IMPORTS.		EXPORTS.	
	Quantity.	Value.	Quantity	Value
<b>II.—ARTICLES OF FOOD AND DRINK—continued</b>				
<b>TEA.</b>				
United Kingdom - - - - Lbs	38,760	2,623	135,465,774	7,483,819
Gibraltar - - - - "	...	...	13,675	444
Malta - - - - "	...	...	700	52
Aden - - - - "	91	3	33,139	1,373
Ceylon - - - - "	748,127	38,186	69,935	4,438
China, Hong Kong	564,471	37,378	329,633	19,069
Straits Settlements	431,672	13,755	102,965	3,720
Cape Colony - - - - "	22	1	53,936	2,233
Mauritius - - - - "	5	0	1,194	46
Natal - - - - "	...	...	3,851	208
St Helena - - - - "	..	...	250	25
Canada - - - - "	...	...	822,769	39,366
Australia - - - - "	1,331	37	6,156,141	252,253
Austria-Hungary - - - - "	5	0	9,438	846
Belgium - - - - "	...	...	117	11
France - - - - "	25	1	10,548	814
Germany - - - - "	...	...	267,254	13,980
Greece - - - - "	...	...	280	20
Italy - - - - "	...	...	2,883	232
Norway - - - - "	2	0	...	...
Russia in Europe - - - - "	...	...	35,514	1,091
Turkey in Europe	...	...	128,767	5,713
Arabia - - - - "	45	2	210,555	10,966
Booneo - - - - "	...	...	620	23
China, Treaty Ports	5,778,491	399,565	300	30
Japan - - - - "	4,165	259	...	...
Java - - - - "	306,328	26,511	...	...
Maldivo Islands - - - - "	...	...	40	2
Mekran and Somman - - - - "	...	...	201	14
Persia - - - - "	72	7	4,381,142	324,686
Russia in Asia - - - - "	2	0	2,464,073	185,892
Siam - - - - "	...	...	4,520	155
Turkey in Asia - - - - "	196	29	2,022,278	93,814
Abyssinia - - - - "	...	...	16,679	857
Egypt - - - - "	1,022	63	51,571	2,850
Madagascar - - - - "	...	...	1,226	69
Mozambique - - - - "	...	...	15,876	1,115
Zanzibar - - - - "	...	...	16,073	923
South America - - - - "	...	...	25	1
United States - - - - "	...	...	784,962	44,345
West Indies - - - - "	...	...	300	19
Other Countries - - - - "	...	...	2,990	227
	7,874,832	518,420	153,482,194	8,495,781*
<b>OTHER SORTS</b> - - - - "	—	38,995	—	454
<b>TOTAL ARTICLES OF FOOD AND DRINK</b>	—	8,848,889	—	26,098,700
<b>III. METALS AND MANUFACTURES OF METALS.</b>				
<b>BRASS.</b>				
United Kingdom - - - - Cwt	6,494	36,547	1,787	26,022
Gibraltar - - - - "	...	...	23	274
Malta - - - - "	...	...	4	41
Aden - - - - "	87	222	59	397
Ceylon - - - - "	259	1,346	589	3,506
China, Hong Kong	8	102	...	...
Straits Settlements	462	1,583	86	517
Cape Colony - - - - "	...	...	...	...
Mauritius - - - - "	530	1,399	154	981
Natal - - - - "	...	...	215	1,528
Canada - - - - "	...	...	5	83
Australia - - - - "	...	1	8	80
Austria-Hungary - - - - "	779	9,097	67	851
Belgium - - - - "	272	2,397	...	...
France - - - - "	10	124	45	669
Germany - - - - "	377	3,392	43	921
Italy - - - - "	2	16	2	28
Turkey in Europe - - - - "	...	...	4	45
Arabia - - - - "	127	338	344	3,131
China, Treaty Ports	16	210	—	2
Java - - - - "	...	...	1	15
Maldivo Islands - - - - "	1	1	...	...
Persia - - - - "	9	34	165	1,042
Turkey in Asia - - - - "	—	0	39	249

\* The value of exports of Indian tea is Rx 8,124,548, of which Rx 7,483,365 represents exports to the United Kingdom.

No. 12—*continued.*QUANTITY and VALUE of IMPORTS and EXPORTS of PRINCIPAL ARTICLES in 1896-97,  
distinguishing COUNTRIES—*continued.*

ARTICLES AND COUNTRIES.	IMPORTS.		EXPORTS.	
	Quantity	Value	Quantity.	Value.
<b>III.—METALS, AND MANUFACTURES OF—<i>continued.</i></b>				
<b>METALS—<i>continued.</i></b>				
<b>BRASS—<i>continued.</i></b>				
Abyssinia . . . . . Cwt.	..	.	1	11
Egypt . . . . . "	..	.	12	172
Madagascar . . . . . "	..	.	1	14
Mozambique . . . . . "	208	583	25	183
Zanzibar . . . . . "	186	478	203	1,179
United States . . . . . "	..	.	150	2,440
West Indies . . . . . "	..	.	36	274
<b>COPPER :</b>				
United Kingdom . . . . . Cwt.	143,519	615,477	2,346	10,475
Aden . . . . . "	80	275	763	4,063
Ceylon . . . . . "	1,594	7,902	702	3,806
China, Hong Kong . . . . . "	24,240	102,629	10	65
Straits Settlements . . . . . "	74	405	303	1,868
Cape Colony . . . . . "	102	257		
Mauritius . . . . . "	245	760	61	376
Natal . . . . . "	131	375	4	31
Australia . . . . . "	16,574	72,125	1	5
Austria-Hungary . . . . . "	1,819	31,597	2	57
Belgium . . . . . "	26,429	120,070		2
France . . . . . "	3,052	20,471	4	75
Germany . . . . . "	3,085	16,343	1	39
Italy . . . . . "	65	1,283		7
Arabia . . . . . "	295	1,648	1,757	8,782
China, Treaty Ports . . . . . "	62	731		
Japan . . . . . "	19,019	80,254		
Maldivo Islands . . . . . "	7	17	74	444
Mekran and Somnath . . . . . "	9	106	7	33
Persia . . . . . "	163	561	4,037	19,506
Siam . . . . . "			1	7
Turkey in Asia . . . . . "	43	149	1,941	9,114
Abyssinia . . . . . "	..	.	29	183
Egypt . . . . . "	31	526		
Madagascar . . . . . "	1	2	1	7
Mozambique . . . . . "	5	17	4	24
Zanzibar . . . . . "	215	1,331	345	1,898
United States . . . . . "	..	.	11	272
Other Countries . . . . . "	36	103	3	18
<b>IRON :</b>				
United Kingdom . . . . . Cwt.	2,420,763	1,919,545	7,918	2,302
Aden . . . . . "	153	69	7,408	5,643
Ceylon . . . . . "	4,797	1,696	3,553	2,525
China, Hong Kong . . . . . "	484	433	30,391	6,963
Straits Settlements . . . . . "	1,435	1,450	1,080	498
Mauritius . . . . . "	4,160	832	3,707	2,978
Natal . . . . . "	40	10	17	22
Australia . . . . . "	45	23	22	30
Austria-Hungary . . . . . "	8,175	8,376	3,010	1,687
Belgium . . . . . "	1,295,585	715,373	1	1
France . . . . . "	2,752	2,495	2,940	775
Germany . . . . . "	58,835	47,772		
Holland . . . . . "	1,757	1,566		
Italy . . . . . "	4	5	198,270	28,854
Norway . . . . . "	21,791	20,744		
Sweden . . . . . "	70,100	51,644		
Arabia . . . . . "	526	138	9,857	7,624
China, Treaty Ports . . . . . "	..	.	18,421	3,920
Japan . . . . . "	..	.	1,000	200
Maldivo Islands . . . . . "	..	.	193	212
Mekran and Somnath . . . . . "	12	3	465	345
Persia . . . . . "	26	18	3,881	6,536
Siam . . . . . "	..	.	153	260
Turkey in Asia . . . . . "	..	.	5,398	4,292
Abyssinia . . . . . "	..	.	661	587
Egypt . . . . . "	92	100	11	9
Madagascar . . . . . "	..	.	1,226	1,234
Mozambique . . . . . "	830	126	983	887
Zanzibar . . . . . "	141	37	4,612	3,663
United States . . . . . "	240	406		
Other Countries . . . . . "	..	.	521	601
<b>LEAD :</b>				
United Kingdom . . . . . Cwt.	106,671	149,497	14,498	527
Aden . . . . . "	1	1	11	14
Ceylon . . . . . "	2,104	1,963	17	19
China, Hong Kong . . . . . "	76	70	377	278

No. 12—*continued.*QUANTITY and VALUE of IMPORTS and EXPORTS of PRINCIPAL ARTICLES in 1896-97,  
distinguishing COUNTRIES—*continued.*

ARTICLES AND COUNTRIES.	IMPORTS		EXPORTS.	
	Quantity.	Value.	Quantity.	Value.
III—METALS, AND MANUFACTURES OF— <i>continued.</i>				
METALS— <i>continued</i>				
LEAD— <i>continued.</i>				
Straits Settlements - - - Cwt.	15	16	2,191	1,704
Mauritius - - - - - "	382	280	4	5
Austria-Hungary - - - - - "	-	3		
Belgium - - - - - "	2,923	3,704		
France - - - - - "	11,028	13,264		
Germany - - - - - "	199	453		
Holland - - - - - "	21	97		
Arabia - - - - - "	7	6	1,670	1,719
Mekran and Somiani - - - - - "	.	..	37	39
Persia - - - - - "	.	.	1,646	1,703
Turkey in Asia - - - - - "	.	..	1,346	1,352
Egypt - - - - - "	2	0		
Zanzibar - - - - - "	5	4	11	14
QUICKSILVER				
United Kingdom - - - Lbs.	150,003	23,506		
Aden - - - - - "	.	.	150	22
Ceylon - - - - - "	.	.	680	122
Straits Settlements - - - - - "	77	15		
Austria-Hungary - - - - - "	104,436	16,750		
Germany - - - - - "	3,750	645		
Holland - - - - - "	1,875	281		
Arabia - - - - - "	.	.	301	53
Egypt - - - - - "	.	.	450	73
Persia - - - - - "	.	.	2,325	402
Turkey in Asia - - - - - "	..	..	2,400	375
STEEL				
United Kingdom - - - Cwt	713,914	509,234	280	301
Aden - - - - - "	1	1	288	200
Ceylon - - - - - "	1,604	622	31	28
Straits Settlements - - - - - "	10	16		
Australia - - - - - "	100	53		
Belgium - - - - - "	806,815	430,449		
Germany - - - - - "	26,031	16,503		
Italy - - - - - "	629	383		
Sweden - - - - - "	4,073	5,496		
Arabia - - - - - "	.	.	404	331
China, Treaty Ports - - - - - "	.	.	1	1
Mekran and Somiani - - - - - "	.	.	11	11
Persia - - - - - "	.	.	336	368
Turkey in Asia - - - - - "	.	.	288	277
Abyssinia - - - - - "	.	.	12	10
Madagascar - - - - - "	.	.	52	55
Zanzibar - - - - - "	.	.	46	41
United States - - - - - "	4	59		
West Indies - - - - - "	...	.	12	30
TIN :				
United Kingdom - - - Cwt.	901	5,424		
Aden - - - - - "	.	.	7	48
Ceylon - - - - - "	13	61	4	26
China, Hong Kong - - - - - "	2	20	-	6
Straits Settlements - - - - - "	33,136	214,589	1,768	8,547
Mauritius - - - - - "	.	.	160	1,002
Natal - - - - - "	.	.	1	6
Austria-Hungary - - - - - "	15	140		
Germany - - - - - "	30	300		
Arabia - - - - - "	.	.	280	1,712
Mekran and Somiani - - - - - "	.	.	1	15
Persia - - - - - "	-	3	713	4,410
Turkey in Asia - - - - - "	.	.	767	4,980
Madagascar - - - - - "	.	.	4	27
Mozambique - - - - - "	.	.	4	25
Zanzibar - - - - - "	.	.	27	171
ZINC OR SPELTER :				
United Kingdom - - - Cwt.	28,131	39,722		
Aden - - - - - "	12	15	25	42
Ceylon - - - - - "	228	300	2	4
China, Hong Kong - - - - - "	.	.	123	215
Straits Settlements - - - - - "	26	37	299	493
Mauritius - - - - - "	42	31		

No. 12—*continued.*QUANTITY and VALUE of IMPORTS and EXPORTS of PRINCIPAL ARTICLES in 1896-97,  
distinguishing COUNTRIES—*continued.*

ARTICLES AND COUNTRIES.	IMPORTS.		EXPORTS.	
	Quantity	Value.	Quantity.	Value.
<b>III.—METALS AND MANUFACTURES OF—<i>continued.</i></b>				
<b>METALS—<i>continued.</i></b>				
<b>ZINC OR SPELTER—<i>continued.</i></b>				
Australia - - - - - Cwt.	1	1	2	4
Belgium - - - - - "	9,100	16,917		
Germany - - - - - "	7,226	13,136		
Arabia - - - - - "	5	6	24	42
Persia - - - - - "	...	...	25	50
Siam - - - - - "	...	...	2	3
Turkey in Asia - - - - - "	...	...	18	34
Madagascar - - - - - "	...	...	25	30
Mozambique - - - - - "	...	...	50	80
Zanzibar - - - - - "	59	67	12	24
<b>OTHER METALS - - - - - Cwt.</b>	<b>10,207</b>	<b>92,488</b>	<b>963,748</b>	<b>42,108</b>
<b>TOTAL METALS:</b>				
United Kingdom - - - - - Cwt.	3,425,412	3,319,798	895,451	84,190
Gibraltar - - - - - "	..	...	23	274
Malta - - - - - "	..	...	4	42
Aden - - - - - "	334	586	8,563	10,513
Ceylon - - - - - "	10,626	14,111	4,982	10,822
China, Hong Kong - - - - - "	25,314	104,814	30,919	8,082
Straits Settlements - - - - - "	37,472	219,608	5,796	14,119
Cape Colony - - - - - "	102	257		
Mauritius - - - - - "	5,359	3,302	4,086	5,342
Natal - - - - - "	171	385	258	1,892
Canada - - - - - "			5	83
Australia - - - - - "	16,720	72,202	33	120
Austria-Hungary - - - - - "	13,476	93,623	8,079	2,595
Belgium - - - - - "	2,144,779	1,322,103	1	3
France - - - - - "	16,874	37,016	2,989	1,480
Germany - - - - - "	96,336	104,725	44	963
Holland - - - - - "	1,795	1,944		
Italy - - - - - "	718	2,341	198,272	38,889
Norway - - - - - "	21,791	20,744		
Sweden - - - - - "	74,173	57,140		
Turkey in Europe - - - - - "	..	..	4	45
Arabia - - - - - "	960	2,135	14,339	23,392
China, Treaty Ports - - - - - "	78	941	18,921	3,924
Japan - - - - - "	19,019	80,258	1,000	200
Java - - - - - "	...	...	1	15
Maldiv Islands - - - - - "	8	18	267	655
Mekran and Sonmiani - - - - - "	21	109	523	445
Persia - - - - - "	198	615	15,826	34,067
Siam - - - - - "	...	...	156	271
Turkey in Asia - - - - - "	43	149	9,728	20,588
Abyssinia - - - - - "	...	...	703	790
Egypt - - - - - "	125	627	27	254
Madagascar - - - - - "	1	2	1,312	1,412
Mozambique - - - - - "	1,043	726	1,073	1,224
Zanzibar - - - - - "	606	1,917	5,258	7,063
United States - - - - - "	247	473	95,089	7,053
West Indies - - - - - "	...	...	48	304
Other Countries - - - - - "	36	104	524	619
	<b>5,613,837</b>	<b>5,462,773</b>	<b>1,324,304</b>	<b>281,670</b>
<b>HARDWARE AND CUTLERY (including plated ware)</b>				
United Kingdom - - - - - "	..	1,219,393	..	23,082
Gibraltar - - - - - "	..	30	..	213
Malta - - - - - "	..	...	..	40
Aden - - - - - "	..	1,095	..	4,740
Ceylon - - - - - "	..	2,246	..	10,191
China, Hong Kong - - - - - "	..	1,244	..	60
Straits Settlements - - - - - "	..	2,526	..	8,823
Cape Colony - - - - - "	..	1,342	..	30
Mauritius - - - - - "	..	17	..	3,778

No. 12—*continued.*QUANTITY and VALUE of IMPORTS and EXPORTS of PRINCIPAL ARTICLES in 1896-97,  
distinguishing COUNTRIES—*continued.*

ARTICLES AND COUNTRIES	IMPORTS.		EXPORTS.	
	Quantity.	Value.	Quantity.	Value.
<b>III.—METALS AND MANUFACTURES OF—<i>continued.</i></b>				
<b>METALS—<i>continued.</i></b>				
<b>HARDWARE AND CUTLERY (including plated ware)—<i>continued.</i></b>				
Natal	—	36	—	2,849
Australia	—	431	—	182
Austria-Hungary	—	99,207	—	236
Belgium	—	48,250	—	526
France	—	8,634	—	403
Germany	—	153,197	—	514
Holland	—	182	—	—
Italy	—	1,856	—	10
Portugal	—	1	—	—
Russia in Europe	—	7	—	—
Sweden	—	1,108	—	—
Turkey in Europe	—	8	—	—
Arabia	—	171	—	5,540
China, Treaty Ports	—	277	—	114
Cochin-China	—	—	—	18
Japan	—	4,153	—	135
Java	—	1	—	105
Maldive Islands	—	—	—	217
Mekran and Somiani	—	37	—	141
Persia	—	61	—	11,881
Russia in Asia	—	36	—	—
Siam	—	6	—	288
Turkey in Asia	—	7	—	8,863
Abyssinia	—	—	—	1,217
Egypt	—	126	—	341
Madagascar	—	13	—	2,006
Mozambique	—	16	—	6,476
Zanzibar	—	36	—	8,615
South America	—	79	—	—
United States	—	11,420	—	470
Other Countries	—	—	—	2,021
	—	1,557,742	—	104,130
<b>MACHINERY AND MILLWORK</b>				
United Kingdom	—	3,467,774	—	11,909
Aden	—	801	—	911
Ceylon	—	9,199	—	1,796
China, Hong Kong	—	85	—	34
Straits Settlements	—	1,311	—	1,322
Mauritius	—	—	—	130
Austria-Hungary	—	2,628	—	—
Belgium	—	3,407	—	—
France	—	347	—	—
Germany	—	15,974	—	21
Italy	—	358	—	—
Sweden	—	137	—	—
Cochin-China	—	—	—	50
Japan	—	1	—	43
Persia	—	—	—	6
Siam	—	—	—	441
Turkey in Asia	—	18	—	9
Egypt	—	—	—	10
Mozambique	—	—	—	108
Zanzibar	—	10	—	1,526
United States	—	8,140	—	10
	—	3,510,190	—	18,326
<b>RAILWAY PLANT AND ROLLING STOCK (other than Government Stores):</b>				
United Kingdom	—	2,651,626	—	—
Australia	—	3	—	—
Belgium	—	8,918	—	—
China, Hong Kong	—	1,170	—	—
	—	2,661,717	—	—
<b>TOTAL METALS AND MANUFACTURES</b>	—	13,192,422	—	404,126
<b>OF</b>				

## No. 12—continued.

QUANTITY and VALUE of IMPORTS and EXPORTS of PRINCIPAL ARTICLES in 1896-97,  
distinguishing COUNTRIES—continued.

ARTICLES AND COUNTRIES.	IMPORTS.		EXPORTS.	
	Quantity.	Value	Quantity.	Value
<b>IV.—CHEMICALS, DRUGS, MEDICINES AND NARCOTICS, AND DYEING AND TANNING MATERIALS :</b>				
<b>CHEMICALS :</b>				
United Kingdom - - - - -	—	339,046	—	265,694
Aden - - - - -	—	567	—	1,213
Ceylon - - - - -	—	477	—	4,981
China, Hong Kong Straits Settlements - - - - -	—	2,198	—	83,678
Cape Colony - - - - -	—	795	—	10,306
Mauritius - - - - -	—	2	—	179
Natal - - - - -	—	—	—	22,965
Australia - - - - -	—	23	—	22
Austria-Hungary - - - - -	—	2,194	—	874
Belgium - - - - -	—	6,227	—	—
France - - - - -	—	664	—	16,335
Germany - - - - -	—	21,710	—	23,469
Holland - - - - -	—	70	—	—
Italy - - - - -	—	9,400	—	195
Turkey in Europe - - - - -	—	—	—	203
Arabia - - - - -	—	985	—	2,983
China, Treaty Ports - - - - -	—	65	—	112
Japan - - - - -	—	1,531	—	4,886
Maldivo Islands - - - - -	—	—	—	15
Mekran and Sonmiani - - - - -	—	4	—	67
Persia - - - - -	—	—	—	3,305
Siam - - - - -	—	—	—	110
Turkey in Asia - - - - -	—	39	—	3,083
Abyssinia - - - - -	—	—	—	304
Egypt - - - - -	—	6	—	94
Madagascar - - - - -	—	—	—	21
Mozambique - - - - -	—	—	—	1
Zanzibar - - - - -	—	—	—	517
United States - - - - -	—	676	—	155,295
Other Countries - - - - -	—	—	—	1
		386,679		600,908
<b>DRUGS, MEDICINES, AND NARCOTICS.</b>				
<b>CINCHONA BARK</b>				
United Kingdom - - - - - Lbs.			321,478	7,527
"			321,478	7,527
<b>QUININE :</b>				
United Kingdom - - - - - Lbs.	42,201	44,857		
Aden - - - - - "			24	43
Straits Settlements - - - - - "			20	34
Belgium - - - - - "	3,098	1,329		
France - - - - - "	338	570		
Germany - - - - - "	378	207		
Arabia - - - - - "	6	4	1	1
Persia - - - - - "			669	1,322
Turkey in Asia - - - - - "			18	37
United States - - - - - "	101	200		
"	46,122	47,167	732	1,467
<b>OPIUM.</b>				
United Kingdom - - - - - Lbs.	281	435		
Ceylon - - - - - Cwt.			50	4,361
China, Hong Kong - - - - - "			204	16,928
Straits Settlements - - - - - "			41,240	3,756,400
Mauritius - - - - - "			19,196	1,642,647
Natal - - - - - "			115	9,806
Germany - - - - - Lbs.		1	21	2,985
China, Treaty Ports - - - - - Cwt.			20,040	2,123,645
Cochin-China - - - - - "			3,901	326,310
Java - - - - - "			1,174	102,928
Philippine Islands - - - - - "			349	30,583
Siam - - - - - "			73	5,350
Mozambique - - - - - "			7	738

## No. 12—continued.

QUANTITY and VALUE of IMPORTS and EXPORTS of PRINCIPAL ARTICLES in 1896-97  
distinguishing COUNTRIES—continued

ARTICLES AND COUNTRIES.	IMPORTS		EXPORTS	
	Quantity	Value	Quantity.	Value
IV—CHEMICALS, DRUGS, MEDICINES AND NARCOTICS, AND DYEING AND TANNING MATERIALS—cont.				
<i>OPiUM—continued.</i>				
Réunion - - - - - Cwt.			1	116
Zanzibar - - - - - "			15	1,526
	281	436	86,386	8,022,923
<i>TOBACCO</i>				
<i>UNMANUFACTURED</i>				
United Kingdom - - - - - Lbs.	51,550	2,993	22,532	222
Malta - - - - - "	224	61		
Aden - - - - - "			6,324,751	77,869
Ceylon - - - - - "	209,948	2,292	115,113	1,941
China, Hong Kong - - - - - "			224	6
Straits Settlements - - - - - "	51,757	2,784	2,908,230	23,408
Mauritius - - - - - "	1,568	10	112,016	2,557
Natal - - - - - "			12,432	562
Australia - - - - - "			784	25
Austria-Hungary - - - - - "	340	96		
Belgium - - - - - "	22,435	5,838		
France - - - - - "	68	3		
Germany - - - - - "	2,695	258	5,554	26
Holland - - - - - "			1,531,970	5,092
Turkey in Europe - - - - - "	18,591	1,277		
China, Treaty Ports - - - - - "			122,914	792
Japan - - - - - "	1	0		
Java - - - - - "	51,127	14,638		
Maldivo Islands - - - - - "			14,454	317
Mekran and Sonmiani - - - - - "	4,788	46	39,735	399
Persia - - - - - "	4,346	147	82	1
Turkey in Asia - - - - - "	1,792	30		
Abyssinia - - - - - "			9,758	119
Egypt - - - - - "	961	153	22,977	281
Réunion - - - - - "			11,584	391
Zanzibar - - - - - "			2,804	35
United States - - - - - "	4,920	303		
	427,111	30,934	11,257,914	113,953
<i>MANUFACTURED</i>				
United Kingdom - - - - - Lbs	135,129	24,131	211,877	31,289
Gibraltar - - - - - "	67	104	9,743	770
Malta - - - - - "	1,291	679	8,466	875
Aden - - - - - "	1,171	507	35,798	2,744
Ceylon - - - - - "	2,591	674	79,822	4,551
China, Hong Kong - - - - - "	11,114	2,810	16,773	573
Straits Settlements - - - - - "	9,784	2,586	301,568	17,139
Cape Colony - - - - - "			2,065	342
Mauritius - - - - - "			23,187	1,950
Natal - - - - - "			7,649	1,197
Canada - - - - - "	750	130		
Australia - - - - - "	150	15	9,466	1,686
Austria-Hungary - - - - - "	1,159	422	2,722	152
Belgium - - - - - "	7,486	2,634	745	59
France - - - - - "	251	125	1,841	378
Germany - - - - - "	9,920	3,111	14,970	1,820
Greece - - - - - "			25	7
Holland - - - - - "	623	209		
Russia in Europe - - - - - "			907	225
Turkey in Europe - - - - - "			2	0
Arabia - - - - - "			10,906	227
China, Treaty Ports - - - - - "	15	4	1,428	211
Japan - - - - - "			1,126	236
Java - - - - - "			690	67
Maldivo Islands - - - - - "			70,939	721
Mekran and Sonmiani - - - - - "			7,279	120
Persia - - - - - "			5,953	753
Philippine Islands - - - - - "	8,521	1,804		
Siam - - - - - "	1	0	4,596	504
Sumatra - - - - - "			392	3
Turkey in Asia - - - - - "			861	69
Egypt - - - - - "	19,454	9,197	2,268	442
Mozambique - - - - - "	726	43	311	48
Réunion - - - - - "			100	10
Zanzibar - - - - - "	16	2	8,462	1,001
South America - - - - - "			20	10
United States - - - - - "	30,889	6,221	192	39
Other Countries - - - - - "			902	105
	241,103	55,408	844,051	70,233
<i>OTHER DRUGS, &amp;c</i>				
	—	638,153	—	127,824

## No. 12—continued.

QUANTITY and VALUE of IMPORTS and EXPORTS of PRINCIPAL ARTICLES in 1896-97;  
distinguishing COUNTRIES—continued

ARTICLES AND COUNTRIES.	IMPORTS.		EXPORTS.	
	Quantity.	Value.	Quantity.	Value.
<b>IV.—CHEMICALS, DRUGS, MEDICINES AND NARCOTICS, AND DYEING AND TANNING MATERIALS—continued.</b>				
<b>DYEING AND TANNING MATERIALS.</b>				
<b>ANILINE AND ALIZARINE DYES.</b>				
United Kingdom - - - - - Lbs.	351,356	30,773	2,426	298
Aden - - - - - "	329	50	967	120
Ceylon - - - - - "	672	41	13,344	772
Straits Settlements - - - - - "	990	114	1,180	92
Mauritius - - - - - "			1,262	221
Austria-Hungary - - - - - "	297,026	32,339		
Belgium - - - - - "	4,201,547	360,516	10,428	1,563
France - - - - - "	9,467	1,445		
Germany - - - - - "	483,694	40,494	95,681	5,683
Holland - - - - - "	1,314,120	88,458		
Italy - - - - - "	356,861	52,079	4,700	823
Arabia - - - - - "			3,400	690
Persia - - - - - "	90	14	36,481	6,264
Turkey in Asia - - - - - "	25	3	34,063	3,736
Zanzibar - - - - - "			1,459	120
	7,016,177	606,326	205,391	20,382
<b>CUTCH AND GAMBIEB.</b>				
United Kingdom - - - - - Cwt.	...	...	78,047	153,053
Aden - - - - - "	3	3	15	54
Ceylon - - - - - "	—	2	1,146	2,740
China, Hong Kong - - - - - "			200	140
Straits Settlements - - - - - "	19,943	43,606	21,022	39,522
Natal - - - - - "			6	16
Australia - - - - - "			33	54
France - - - - - "			2,350	5,304
Germany - - - - - "			1,006	1,391
Holland - - - - - "			750	1,500
Italy - - - - - "			1,030	2,105
Arabia - - - - - "			70	167
Maldivo Islands - - - - - "			4	12
Persia - - - - - "			8	16
Russia in Asia - - - - - "			4	20
Turkey in Asia - - - - - "			11	26
Egypt - - - - - "			9,976	19,960
Madagascar - - - - - "			1	3
Zanzibar - - - - - "			134	288
United States - - - - - "			6,520	14,129
	19,946	43,611	122,333	240,500
<b>INDIGO:</b>				
United Kingdom - - - - - Cwt.	2	84	62,669	1,654,075
Malta - - - - - "			36	1,084
Aden - - - - - "			7	113
Ceylon - - - - - "	—	1	1,664	34,506
Straits Settlements - - - - - "	598	617	228	4,711
Australia - - - - - "			16	615
Austria-Hungary - - - - - "	—	1	11,307	338,926
Belgium - - - - - "			2,145	59,993
Denmark - - - - - "			16	490
France - - - - - "	1	24	11,822	338,438
Germany - - - - - "			11,816	319,076
Greece - - - - - "			141	4,070
Holland - - - - - "			6,219	161,458
Italy - - - - - "	—	3	3,643	104,837
Russia in Europe - - - - - "			2,249	75,062
Spain - - - - - "			51	1,520
Sweden - - - - - "			160	4,482
Turkey in Europe - - - - - "			107	3,474
Arabia - - - - - "			83	1,088
Japan - - - - - "			11,046	227,565
Persia - - - - - "			3,663	7,303
Russia in Asia - - - - - "			2,449	26,391
Turkey in Asia - - - - - "	10	213	2,985	85,426
Egypt - - - - - "	5	120	12,482	283,292
Zanzibar - - - - - "				1
United States - - - - - "			22,492	571,827
Other Countries - - - - - "			29	1,062
	616	1,063	169,525	4,370,715



## No. 12—continued.

QUANTITY and VALUE of IMPORTS and EXPORTS of PRINCIPAL ARTICLES in 1896-97,  
distinguishing COUNTRIES—continued.

ARTICLES AND COUNTRIES.	IMPORTS		EXPORTS	
	Quantity	Value	Quantity	Value
<b>IV.—CHEMICALS, DRUGS, MEDICINES AND NARCOTICS, AND DYEING AND TANNING MATERIALS—continued.</b>				
<b>MYRABOLAMS :</b>				
United Kingdom - - - - - Cwt.	5	5	551,409	233,978
Aden - - - - - "			1	0
Ceylon - - - - - "	327	139	206	54
China, Hong Kong - - - - - "			550	155
Straits Settlements - - - - - "			420	158
Cape Colony - - - - - "			250	102
Mauritius - - - - - "			8	8
Natal - - - - - "			146	66
Australia - - - - - "			21,302	9,168
Austria-Hungary - - - - - "			56,354	22,223
Belgium - - - - - "			85,958	29,003
France - - - - - "			21,324	7,046
Germany - - - - - "	2	0	129,710	45,931
Italy - - - - - "			7,086	2,546
Russia in Europe - - - - - "			24,519	10,324
Arabia - - - - - "			5	2
China, Treaty Ports - - - - - "			2	1
Mekran and Sonmiani - - - - - "			3	1
Persia - - - - - "			6	3
Turkey in Asia - - - - - "			49	33
Egypt - - - - - "			64	29
	334	144	899,372	361,431
<b>TURMERIC :</b>				
United Kingdom - - - - - Cwt.			3,076	1,720
Aden - - - - - "			4,212	3,186
Ceylon - - - - - "	88	81	4,913	2,906
China, Hong Kong - - - - - "			954	481
Straits Settlements - - - - - "	1	0	10,317	5,761
Cape Colony - - - - - "			14	17
Mauritius - - - - - "			1,357	1,010
Natal - - - - - "			1,103	882
Australia - - - - - "			120	110
France - - - - - "			3,325	1,491
Germany - - - - - "			1,870	813
Italy - - - - - "			90	84
Arabia - - - - - "			2,683	2,047
China, Treaty Ports - - - - - "			1	1
Japan - - - - - "			2	1
Maldivo Islands - - - - - "			9	7
Mekran and Sonmiani - - - - - "			122	96
Persia - - - - - "			1,477	1,263
Russia in Asia - - - - - "			192	154
Turkey in Asia - - - - - "			1,776	1,136
Egypt - - - - - "	2	1	460	345
Madagascar - - - - - "			26	21
Mozambique - - - - - "			106	85
Réunion - - - - - "			103	52
Zanzibar - - - - - "			970	774
United States - - - - - "			1,349	691
West Indies - - - - - "			100	78
Other Countries - - - - - "			6	7
	91	82	40,733	25,225
<b>OTHER SORTS - - - - - "</b>	<b>11,512</b>	<b>80,121</b>		<b>20,846</b>
<b>TOTAL CHEMICALS, DRUGS, MEDICINES AND NARCOTICS, AND DYEING AND TANNING MATERIALS - - - - -</b>	<b>—</b>	<b>1,890,124</b>	<b>—</b>	<b>13,984,004</b>
<b>V. OILS :</b>				
<b>MINERAL :</b>				
United Kingdom - - - - - { Gals	2,530,563	147,044	140	67,627
Aden - - - - - - - - - - { Cwt	530	57	36,155	32
Ceylon - - - - - - - - - - { Gals.	62,680	2,899	311	1,763
China, Hong Kong - - - - - "	226	45	19,055	245
Straits Settlements - - - - - "	164,912	10,056	2,449	17,593
Cape Colony - - - - - - - - { Cwt	430	43	190,293	
			3,464	

No. 12—*continued.*

QUANTITY and VALUE of IMPORTS and EXPORTS of PRINCIPAL ARTICLES in 1896-97,  
distinguishing COUNTRIES—*continued.*

ARTICLES AND COUNTRIES.	IMPORTS.		EXPORTS.	
	Quantity.	Value.	Quantity.	Value.
<b>V.—OILS—<i>continued.</i></b>				
<b>MINERAL—<i>continued.</i></b>				
Mauritius - - - - - Gals.	..	..	17,800	1,920
Australia - - - - - { Cwt.	211	19	96	2,149
Austria-Hungary - - - - - { Gals.	180,769	10,617	1,178	
Belgium - - - - - { Cwt.	20,339		1,566	500
France - - - - - { Gals.	162	5,843	10	20
Germany - - - - - { Cwt.	2			
Greece - - - - - { Gals.	105,637	131,232	5	10
Italy - - - - - { Cwt.	234			
Russia in Europe - - - - - { Gals.	3,499,518	123,056	81,549	4,006
Turkey in Europe - - - - - { Cwt.	..			
Arabia - - - - - { Gals.	..	39	3,467	222
China, Treaty Ports - - - - - { Cwt.	344		2,400	124
Japan - - - - - { Gals.	..	3,880	3,518	306
Java - - - - - { Cwt.	..		3,104	167
Maldive Islands - - - - - { Gals.	..	1,845,961	123,056	6,467
Mekran and Somniani - - - - - { Cwt.	..			
Persia - - - - - { Gals.	..	0	892	31
Russia in Asia - - - - - { Cwt.	41,984,234			
Siam - - - - - { Gals.	4	25,448	117,282	6,021
Sumatra - - - - - { Cwt.	558,271			
Turkey in Asia - - - - - { Gals.	..	20	73,800	3,429
Egypt - - - - - { Cwt.	..			
Madagascar - - - - - { Gals.	..	56,696	207,560	10,926
Mozambique - - - - - { Cwt.	..			
Réunion - - - - - { Gals.	..	36,681	18,000	865
Zanzibar - - - - - { Cwt.	..			
United States - - - - - { Gals.	19,312,244	907,391	962,029	129,022
Other Countries - - - - - { Cwt.	162			
	68,421,148	3,088,279	41,332	
<b>OTHER OILS</b>				
United Kingdom - - - - - Gals.	431,020	70,426	860,638	112,216
Aden - - - - - { Cwt.	340	68	24,093	3,991
Ceylon - - - - - { Gals.	1,564,335	227,699	107,132	29,985
China, Hong Kong - - - - - { Cwt.	..			
Straits Settlements - - - - - { Gals.	1,478	1,695	86,220	12,729
Cape Colony - - - - - { Cwt.	19,951	4,504	343,372	39,566
Mauritius - - - - - { Gals.	..			
Natal - - - - - { Cwt.	144	11	145,938	22,070
Australia - - - - - { Gals.	313,449	43,107	243,270	32,971
Austria-Hungary - - - - - { Cwt.	56	4	202,948	27,545
Belgium - - - - - { Gals.	173	55	661,497	86,083
France - - - - - { Cwt.	426	176	21,604	3,273
Germany - - - - - { Gals.	316	63	69,949	9,586
Italy - - - - - { Cwt.	1,866	311	725	2,105
Russia in Europe - - - - - { Gals.	814	737	164,553	26,817
Turkey in Europe - - - - - { Cwt.	272	502	..	..
Arabia - - - - - { Gals.	7	0	351	1,164
China, Treaty Ports - - - - - { Cwt.	..	70	53,136	9,715
Japan - - - - - { Gals.	5,402	693	..	..
Java - - - - - { Cwt.	64	207	533	578
Maldive Islands - - - - - { Gals.	175	270	243	49
Mekran and Somniani - - - - - { Cwt.	60	5	49	15
Persia - - - - - { Gals.	..	11	3,390	514
Russia in Asia - - - - - { Cwt.	134	..	5,796	863
Siam - - - - - { Gals.	..	10	..	..
Sumatra - - - - - { Cwt.	135	2	405	68
Turkey in Asia - - - - - { Gals.	8	..	91	18
Abyssinia - - - - - { Cwt.	..	32	556	188
Egypt - - - - - { Gals.	..	..	25,329	4,570
Madagascar - - - - - { Cwt.	547	33	5,052	1,477
Mozambique - - - - - { Gals.	..	..	4,236	855
Réunion - - - - - { Cwt.	..	..	17,841	2,624
Zanzibar - - - - - { Gals.	..	..	3,974	499
South America - - - - - { Cwt.	143	11	6,095	1,242
United States - - - - - { Gals.	940	92	7,227	1,118
West Indies - - - - - { Cwt.	70	5	645,920	86,585
Other Countries - - - - - { Gals.	165	12	2,916	418
	2,342,490	350,871	59,506	522,348
	..	..	..	..
<b>TOTAL OILS</b> - - - - - { Gals.	70,763,638	3,439,150	4,684,933	651,370
	162		100,838	

## No. 12—continued.

QUANTITY and VALUE of IMPORTS and EXPORTS of PRINCIPAL ARTICLES in 1896-97,  
distinguishing COUNTRIES—continued

ARTICLES AND COUNTRIES.	IMPORTS.		EXPORTS.	
	Quantity.	Value	Quantity	Value.
<b>VI.—RAW MATERIALS AND UNMANUFACTURED ARTICLES</b>				
COAL (including coke and patent fuel).				
United Kingdom - . . . . Tons	397,092	821,577		
Aden - . . . . "	110	88	16,775	17,744
Ceylon - . . . . "	100	133	93,625	97,476
China, Hong Kong - . . . . "	2,100	2,940		
Straits Settlements - . . . . "	624	936	14,532	13,939
Cape Colony - . . . . "	3	4		
Mauritius - . . . . "			7,757	7,557
Australia - . . . . "	36,346	66,162		
Belgium - . . . . "	550	1,325		
Germany - . . . . "	1,101	2,136		
Arabia - . . . . "			50	60
Japan - . . . . "	56,882	83,651		
Persia - . . . . "			141	706
Sumatra - . . . . "			1,300	845
Turkey in Asia - . . . . "			2,635	3,558
Zanzibar - . . . . "			684	1,687
West Indies - . . . . "	6	11		
Other Countries - . . . . "	46	59		
	494,960	979,022	137,509	143,172
COIR				
United Kingdom - . . . . Cwt.			19,496	14,370
Aden - . . . . "			54	32
Ceylon - . . . . "	387	109	173	167
Straits Settlements - . . . . "			16	3
Cape Colony - . . . . "			5,912	4,147
Mauritius - . . . . "			775	515
Natal - . . . . "			4,016	2,763
Australia - . . . . "			159	124
Austria-Hungary - . . . . "			123	122
Belgium - . . . . "			909	676
France - . . . . "			229	171
Germany - . . . . "			1,398	1,033
Arabia - . . . . "			1,991	1,175
Turkey in Asia - . . . . "			1,923	1,102
Mozambique - . . . . "			176	89
Zanzibar - . . . . "			75	45
United States - . . . . "			1,574	1,549
Other Countries - . . . . "			201	138
	387	109	39,200	28,221
COTTON, RAW.				
United Kingdom - . . . . "	12,427	28,646	379,463	887,872
Aden - . . . . "	86	51	7	12
Ceylon - . . . . "	547	469	9,347	24,374
China, Hong Kong - . . . . "			103,120	243,902
Straits Settlements - . . . . "	2	3	47,849	104,173
Mauritius - . . . . "			114	179
Natal - . . . . "			108	76
Australia - . . . . "	100	200	4,294	11,201
Austria-Hungary - . . . . "	2	8	737,902	1,309,696
Belgium - . . . . "			631,482	1,578,643
France - . . . . "			382,108	974,494
Germany - . . . . "		1	871,168	2,185,677
Holland - . . . . "			33	91
Italy - . . . . "			667,584	1,626,548
Russia in Europe - . . . . "			3,131	8,630
Spain - . . . . "			9,743	25,768
Sweden - . . . . "			5,346	15,200
Arabia - . . . . "	129	212	3,013	2,657
China, Treaty Ports - . . . . "	120	405	60,821	151,594
Japan - . . . . "	7	20	1,498,600	3,760,332
Maldive Islands - . . . . "			2	2
Mekran and Somniani - . . . . "	13,187	10,550		
Persia - . . . . "	6,600	16,220	275	196
Turkey in Asia - . . . . "			29	19
Egypt - . . . . "	23,550	70,592		
Mozambique - . . . . "			3	9
Madagascar - . . . . "			2	5
Zanzibar - . . . . "	260	482	1,011	571
United States - . . . . "			184	553
Other Countries - . . . . "			12	32
	57,017	127,859	5,216,751	12,971,906

## No. 12—continued.

QUANTITY and VALUE of IMPORTS and EXPORTS of PRINCIPAL ARTICLES in 1896-97;  
distinguishing COUNTRIES—continued.

ARTICLES AND COUNTRIES.	IMPORTS.		EXPORTS.	
	Quantity.	Value.	Quantity.	Value.
<b>VI—RAW MATERIALS AND UNMANUFACTURED ARTICLES—continued.</b>				
<b>GUMS AND RESINS:</b>				
United Kingdom - - - - Cwt.	5,505	3,444	51,789	119,846
Aden - - - - - "	4,901	7,142	194	799
Ceylon - - - - - "	18	22	187	310
China, Hong Kong	1	1	4,940	5,614
Straits Settlements	13,479	34,900	163	510
Cape Colony - - - - - "			1	14
Mauritius - - - - - "			109	289
Natal - - - - - "			117	247
Australia - - - - - "			171	778
Austria-Hungary			1,103	1,767
Belgium - - - - - "	352	185	8,994	17,242
France - - - - - "	558	1,024	16,905	29,754
Germany - - - - - "	41,810	24,500	5,788	13,253
Italy - - - - - "			410	825
Russia in Europe			9	81
Spain - - - - - "			50	70
Turkey in Europe			14	48
Arabia - - - - - "	14,261	15,487	660	948
Japan - - - - - "			1,062	2,127
Mekran and Sonmani	31	33	11	31
Maldivé Islands - - - - "			19	7
Persia - - - - - "	12,298	13,051	453	549
Turkey in Asia	88	145	448	595
Abyssinia - - - - - "	5	9	5	3
Egypt - - - - - "	4	50	250	217
Madagascar - - - - - "			1	1
Mozambique - - - - - "	19	75	71	56
Zanzibar - - - - - "	960	4,588	258	547
Other Countries - - - - "	5,384	6,345	11	8
	99,674	111,010	94,193	196,536
<b>HEMP, RAW:</b>				
United Kingdom - - - - Cwt.	400	1,086	111,241	125,330
Ceylon - - - - - "			2	4
China, Hong Kong	9,155	14,167	25	35
Straits Settlements	6,624	10,183		
Australia - - - - - "			603	1,170
Austria-Hungary	120	476	98	105
Belgium - - - - - "			83,052	92,975
France - - - - - "			4,517	4,853
Germany - - - - - "			2,626	3,190
Holland - - - - - "			84	128
Italy - - - - - "	186	732	45	60
Arabia - - - - - "			2,419	2,914
Mekran and Sonmiani			15	12
Persia - - - - - "			262	323
Philippine Islands	981	1,772		
Turkey in Asia			12	12
Mozambique - - - - - "			4	5
Zanzibar - - - - - "			2	2
	17,466	29,316	205,017	231,118
<b>HIDES AND SKINS, RAW:</b>				
United Kingdom - - - - Cwt.	612	4,260	80,580	413,758
Aden - - - - - "	833	1,093	83	232
Ceylon - - - - - "	3,877	15,090	50	185
China, Hong Kong			260	1,285
Straits Settlements	4,261	12,592	27,814	73,912
Mauritius - - - - - "	474	1,471		
Natal - - - - - "			3	18
Australia - - - - - "			147	556
Austria-Hungary			44,822	206,364
Belgium - - - - - "			2,197	12,015
France - - - - - "			41,924	225,127
Germany - - - - - "	103	470	242,007	1,110,014
Greece - - - - - "			18	50
Holland - - - - - "			3,203	17,121
Italy - - - - - "			61,261	281,609
Spain - - - - - "			2,305	9,827
Turkey in Europe			2,901	10,186
Arabia - - - - - "	1,907	7,586	77	204
Japan - - - - - "			45	160
Mekran and Sonmiani	1,883	4,992		
Persia - - - - - "	10,890	25,045	168	1,051

## No. 12—continued.

QUANTITY and VALUE of IMPORTS and EXPORTS of PRINCIPAL ARTICLES in 1896-97,  
distinguishing COUNTRIES—continued.

ARTICLES AND COUNTRIES.	IMPORTS.		EXPORTS.	
	Quantity.	Value.	Quantity	Value.
<b>VI.—RAW MATERIALS AND UNMANUFACTURED</b>				
ARTICLES—continued.				
HIDES AND SKINS—continued				
Turkey in Asia - - - - Cwt.	2,241	6,621	1,455	3,925
Egypt - - - - "	..	3	14,165	42,081
Mozambique - - - - "	3	7		
Zanzibar - - - - "	459	1,248	1	15
United States - - - - "			120,219	825,201
"	27,543	90,475	654,723	3,234,896
IVORY.				
United Kingdom - - - - Lls	109,007	77,434	77,232	55,651
Aden - - - - "	22,934	15,862		
Ceylon - - - - "			120	55
China, Hong Kong			54,333	26,497
Straits Settlements	926	585	6,053	2,780
Natal - - - - "	599	314		
Austria-Hungary - - - - "	5,249	3,316		
Belgium - - - - "	8,795	6,339	504	70
France - - - - "	1,845	1,255	56	50
Germany - - - - "	65	33	1,728	1,340
Italy - - - - "	15,723	10,101		
Japan - - - - "			28,090	12,972
Abyssinia - - - - "	807	661		
Mozambique - - - - "	29,073	18,788		
Zanzibar - - - - "	136,042	79,475		
"	331,085	214,163	168,116	99,415
JEWELLERY · PRECIOUS STONES AND PEARLS, UNSET.				
United Kingdom - - - - "	—	1,805	—	5,140
Aden - - - - "	—	14,400	—	60
Ceylon - - - - "	—	2,822	—	30
China, Hong Kong	—	667	—	3,329
Straits Settlements	—	5,619	—	2,805
Austria-Hungary - - - - "	—	1,661	—	110
France - - - - "	—	51	—	1,510
Italy - - - - "	—	303	—	421
Arabia - - - - "	—	255,124	—	8,135
China, Treaty Ports	—	100	—	44
Japan - - - - "	—		—	3,805
Persia - - - - "	—	241,290	—	924
Russia in Asia - - - - "	—		—	
Siam - - - - "	—	98	—	
Turkey in Asia	—	136	—	423
Abyssinia - - - - "	—	4,600	—	310
Egypt - - - - "	—	1	—	843
Zanzibar - - - - "	—	3	—	365
Other Countries	—		—	11
"	—	528,680	—	28,265
JUTE, RAW:				
United Kingdom - - - - Cwt.			6,749,066	6,435,704
Ceylon - - - - "			48	48
China, Hong Kong			39,500	34,402
Straits Settlements			1,014	888
Australia - - - - "			7,159	6,648
Austria-Hungary - - - - "			238,215	238,399
Belgium - - - - "			73	87
France - - - - "			571,592	595,040
Germany - - - - "			1,823,449	1,801,997
Italy - - - - "			334,100	343,754
Russia in Europe			21,424	21,997
Spain - - - - "			126,758	133,744
Japan - - - - "			5,992	5,569
Siam - - - - "			4	6
Egypt - - - - "			273,449	273,190
Zanzibar - - - - "			17	18
United States - - - - "			1,272,496	659,086
"			11,464,356	10,550,577

## No. 12—continued.

QUANTITY and VALUE of IMPORTS and EXPORTS of PRINCIPAL ARTICLES in 1896-97,  
distinguishing COUNTRIES—continued.

ARTICLES AND COUNTRIES.	IMPORTS.		EXPORTS	
	Quantity.	Value.	Quantity.	Value.
<b>VI.—RAW MATERIALS AND UNMANUFACTURED ARTICLES—continued.</b>				
<b>LAC, STICK :</b>				
United Kingdom - - - - Cwt.	..	.	208	891
Ceylon - - - - "			2	9
Straits Settlements - - - - "	4,424	14,630	39	108
Germany - - - - "			26	98
Persia - - - - "			1	7
United States - - - - "			74	500
"	4,424	14,630	350	1,613
<b>SEEDS :</b>				
<b>LINSEED :</b>				
United Kingdom - - - - Cwt.	1	1	1,994,181	1,309,350
Aden - - - - "			6	4
Ceylon - - - - "			14	8
China, Hong Kong - - - - "			7	6
Straits Settlements - - - - "	11	8	46	38
Mauritius - - - - "			226	154
Natal - - - - "			525	368
Australia - - - - "	4	4	2,810	1,380
Austria-Hungary - - - - "			92,001	63,556
Belgium - - - - "			84,304	58,002
France - - - - "	4,000	2,400	1,011,559	688,696
Germany - - - - "			1,185,259	774,789
Greece - - - - "			22	16
Holland - - - - "			535,961	363,162
Italy - - - - "			338,232	231,608
Arabia - - - - "			7	5
Persia - - - - "	3,979	2,798		
Turkey in Asia - - - - "	13	8		
Mozambique - - - - "			3	2
South America - - - - "			31,834	18,992
United States - - - - "			2,000	1,168
West Indies - - - - "			71,173	44,153
"	8,008	5,219	5,350,170	3,555,457
<b>RAPESEED :</b>				
United Kingdom - - - - Cwt.	1	1	83,684	54,680
Ceylon - - - - "			44	31
Straits Settlements - - - - "			2	1
Natal - - - - "			3,054	2,138
Australia - - - - "			403	273
Belgium - - - - "			654,075	457,135
France - - - - "			660,260	450,567
Germany - - - - "			379,222	265,568
Holland - - - - "			14,005	8,832
Italy - - - - "			84,824	55,237
Arabia - - - - "			1	1
Japan - - - - "		1	2,430	1,583
Mekran and Somiani - - - - "	2,169	1,415	4	7
Zanzibar - - - - "			3	2
"	2,170	1,417	1,891,011	1,295,995
<b>TIL OR JINJILI :</b>				
United Kingdom - - - - Cwt.	..	.	2,023	1,242
Aden - - - - "			11,607	9,388
Ceylon - - - - "	861	625	12,888	9,541
China, Hong Kong - - - - "	2	2		
Straits Settlements - - - - "	23,305	17,298	3,484	2,696
Mauritius - - - - "			25	22
Natal - - - - "			1,352	1,081
Austria-Hungary - - - - "			78,603	64,677
Belgium - - - - "			231,025	203,924
France - - - - "	10,005	7,003	881,701	724,790
Germany - - - - "			78,537	67,399
Italy - - - - "			250,075	213,698
Russia - - - - "			7,000	5,613
Arabia - - - - "	25	18	5,718	4,847
Japan - - - - "			583	502

## No. 12—continued.

QUANTITY and VALUE of IMPORTS and EXPORTS of PRINCIPAL ARTICLES in 1896-97,  
distinguishing COUNTRIES—continued.

ARTICLES AND COUNTRIES	IMPORTS.		EXPORTS	
	Quantity.	Value	Quantity.	Value
VI—RAW MATERIALS AND UNMANUFACTURED ARTICLES—continued.				
SEEDS—continued				
TIL OR JINJILI—continued.				
Mekran and Sonmiani - - - Cwt			10	8
Persia - - - - - "	1,894	1,241	74	59
Turkey in Asia - - - - - "	5,407	3,744		
Egypt - - - - - "			21,827	18,813
Mozambique - - - - - "	1,070	883		
"	42,569	30,814	1,586,532	1,328,300
OTHER SEEDS - - - - - "	31,724	47,649	2,573,032	1,835,123
TOTAL SEEDS				
United Kingdom - - - Cwt	972	8,372	2,244,102	1,474,696
Aden - - - - - "	5	6	21,288	13,917
Ceylon - - - - - "	5,199	7,392	57,817	80,231
China, Hong Kong - - - "	3	4	1,194	1,117
Straits Settlements - - - "	23,803	17,663	58,795	36,981
Cape Colony - - - - - "			5	5
Mauritius - - - - - "	1	8	4,192	3,796
Natal - - - - - "			13,427	9,822
St Helena - - - - - "			100	14
Australia - - - - - "	4	4	4,974	2,235
Austria-Hungary - - - "	28	448	201,304	150,149
Belgium - - - - - "			1,432,630	1,060,148
France - - - - - "	20,316	15,176	3,957,879	2,811,280
Germany - - - - - "	3,783	4,200	1,768,471	1,196,428
Greece - - - - - "			22	16
Holland - - - - - "	49	97	553,666	374,193
Italy - - - - - "	7	110	782,547	570,716
Russia in Europe - - - "			143,991	90,827
Turkey in Europe - - - "	17	77	7	15
Arabia - - - - - "	43	31	9,901	8,803
China, Treaty Ports - - "	1	1	6	50
Japan - - - - - "			3,323	2,302
Java - - - - - "		3	267	5,963
Maldivo Islands - - - - "			85	94
Mekran and Sonmiani - - "	2,179	1,422	863	336
Persia - - - - - "	17,416	21,561	1,194	1,085
Philippine Islands - - - "			1	2
Siam - - - - - "			49	45
Turkey in Asia - - - - - "	7,740	6,301	231	204
Abyssinia - - - - - "			200	150
Egypt - - - - - "	32	46	21,584	18,926
Madagascar - - - - - "	480	240	65	84
Mozambique - - - - - "	1,863	1,509	653	661
Réunion - - - - - "			163	98
Zanzibar - - - - - "	494	379	1,772	2,719
South America - - - - - "			31,834	18,192
United States - - - - - "	7	49	5,261	3,298
West Indies - - - - - "			71,210	44,227
Other Countries - - - - - "			72	51
"	84,471	85,099	11,460,745	8,014,875
SHELLS AND COWRIES.				
United Kingdom - - - - -	—	10	—	31,595
Aden - - - - - "	—	2,708	—	142
Ceylon - - - - - "	—	16,102	—	1,049
China, Hong Kong - - - - -	—		—	36
Straits Settlements - - - - -	—	17	—	9,121
Austria-Hungary - - - - -	—		—	6
Belgium - - - - - "	—		—	290
France - - - - - "	—		—	112
Arabia - - - - - "	—	5,294	—	
Japan - - - - - "	—	32	—	
Maldivo Islands - - - - -	—	620	—	3
Mekran and Sonmiani - - - - -	—		—	4
Persia - - - - - "	—	1,632	—	30
Turkey in Asia - - - - -	—		—	262
Egypt - - - - - "	—	819	—	
Madagascar - - - - -	—	980	—	

## No. 12—continued.

QUANTITY AND VALUE of IMPORTS and EXPORTS of PRINCIPAL ARTICLES in 1896-97,  
distinguishing COUNTRIES—continued.

ARTICLES AND COUNTRIES.	IMPORTS.		EXPORTS.	
	Quantity.	Value.	Quantity.	Value.
<b>VI.—RAW MATERIALS AND UNMANUFACTURED ARTICLES—continued.</b>				
<b>SHELLS AND COWRIES—continued.</b>				
Mozambique - - - - -	—	1,117		
Zanzibar - - - - -	—	3,924		
Other Countries - - - - -	—	1,111		
	—	34,366	—	42,641
<b>SILK, RAW (including chasani and cocoons) -</b>				
United Kingdom - - - Lbs.	575	37	482,497	186,226
Aden - - - - -			3,498	1,165
Ceylon - - - - -	3	1	2	1
China, Hong Kong - - -	1,544,972	539,509		
Straits Settlements - - -	379,851	181,620	3,122	1,072
Australia - - - - -			956	475
Austria-Hungary - - -	131	25	1,870	1,310
France - - - - -	331	101	991,368	299,737
Italy - - - - -	587	372	35,872	25,512
Arabia - - - - -	798	80	15,090	7,891
China, Treaty Ports - - -	564,687	123,131	1,060	689
Japan - - - - -	42,036	4,953		
Mekran and Sonmiani - - -			4,500	1,527
Persia - - - - -	20,905	9,958	2,694	1,267
Russia in Asia - - - - -	10,364	4,966		
Turkey in Asia - - - - -	14,598	6,797	4,393	1,570
Egypt - - - - -	7,914	3,938	35,721	7,883
Madagascar - - - - -			12	9
Mozambique - - - - -			35	22
Zanzibar - - - - -			749	574
	2,287,752	875,488	1,583,439	556,730
<b>WOOD:</b>				
United Kingdom - - - - -	—	23,087	—	534,306
Gibraltar - - - - -	—		—	8,665
Aden - - - - -	—	23	—	3,391
Ceylon - - - - -	—	10,777	—	51,808
China, Hong Kong - - -	—	7	—	16,402
Straits Settlements - - -	—	27,478	—	4,899
Cape Colony - - - - -	—	20	—	14,958
Mauritius - - - - -	—	5	—	1,984
Natal - - - - -	—	21	—	1,125
Australia - - - - -	—	1,092	—	150
Austria-Hungary - - -	—	1,587	—	2,022
Belgium - - - - -	—	10	—	
France - - - - -	—	1	—	21,488
Germany - - - - -	—	1,985	—	15,806
Norway - - - - -	—	965	—	
Russia in Europe - - -	—	1,672	—	
Sweden - - - - -	—	5,465	—	
Arabia - - - - -	—	203	—	3,521
China, Treaty Ports - - -	—	18	—	4,902
Japan - - - - -	—	6	—	
Maldivo Islands - - - - -	—		—	97
Mekran and Sonmiani - - -	—	15	—	672
Persia - - - - -	—		—	780
Russia in Asia - - - - -	—	145	—	
Siam - - - - -	—	94,301	—	4
Turkey in Asia - - - - -	—		—	3,814
Abyssinia - - - - -	—		—	32
Egypt - - - - -	—	17	—	50,537
Madagascar - - - - -	—	968	—	
Mozambique - - - - -	—		—	231
Zanzibar - - - - -	—	2,031	—	13,317
South America - - - - -	—	5	—	
United States - - - - -	—	20,876	—	2,235
West Indies - - - - -	—		—	1
Other Countries - - - - -	—	277	—	1,615
	—	193,075	—	759,474



## No. 12—continued.

QUANTITY and VALUE of IMPORTS and EXPORTS of PRINCIPAL ARTICLES in 1896-97,  
distinguishing COUNTRIES—continued.

ARTICLES AND COUNTRIES.	IMPORTS.		EXPORTS.	
	Quantity	Value.	Quantity	Value
<b>VI.—RAW MATERIALS AND UNMANUFACTURED ARTICLES—continued</b>				
WOOL, RAW				
United Kingdom - - - Lbs.	324	32	41,005,166	1,827,732
China, Hong Kong - - - "			296	15
Straits Settlements - - - "	3,576	53		
Cape Colony - - - - - "	94,237	4,172		
Australia - - - - - "	92,913	7,546		
Belgium - - - - - "			96,208	5,055
France - - - - - "			170,520	7,682
Germany - - - - - "			9,564	340
Arabia - - - - - "	48,456	1,316		
Japan - - - - - "			114,735	6,620
Mekran and Somiani - - - "	999,379	18,332		
Persia - - - - - "	3,320,358	104,299		
Turkey in Asia - - - - - "	165,088	4,416		
Egypt - - - - - "	1,568	42		
Zanzibar - - - - - "			16,800	1,000
United States - - - - - "			30,850	1,057
	4,725,899	140,228	41,444,139	1,849,501
OTHER SORTS - - - - - "	—	187,001	—	1,456,751
TOTAL RAW MATERIALS AND UN- MANUFACTURED ARTICLES - - - }	—	3,610,521	—	40,145,691
<b>VII. ARTICLES MANUFACTURED AND PARTLY MANUFACTURED</b>				
COTTON				
TWIST AND YARN				
United Kingdom - - - Lbs	48,697,951	3,229,034	16,621	1,681
Aden - - - - - "	7,329	367	1,676,042	69,809
Ceylon - - - - - "	224,444	8,151	130,598	7,278
China, Hong Kong - - - "	327	13	106,860,442	3,819,643
Straits Settlements - - - "	1,863	94	4,698,648	202,654
Mauritius - - - - - "			5,200	203
Australia - - - - - "			11,200	200
Austria-Hungary - - - - - "	725,698	52,039		
Belgium - - - - - "	392,097	29,304		
France - - - - - "	5	1	40,000	1,245
Germany - - - - - "	12,492	471	25	2
Holland - - - - - "	85,605	3,397		
Italy - - - - - "	24,200	2,023	14	1
Arabia - - - - - "	1,600	70	560,669	27,827
China, Treaty Ports - - - "	54	2	79,298,140	2,947,190
Japan - - - - - "	10	0	634,890	24,938
Java - - - - - "			286,740	13,914
Maldive Islands - - - - - "			82	5
Mekran and Somiani - - - - - "	210	5	6,455	460
Persia - - - - - "			1,670,094	85,945
Siam - - - - - "			1,000	56
Sumatra - - - - - "			25,600	967
Turkey in Asia - - - - - "	5	0	1,219,500	47,934
Abyssinia - - - - - "			9,900	990
Egypt - - - - - "			58,400	1,838
Madagascar - - - - - "			1,735	88
Zanzibar - - - - - "			85,692	3,847
Other Countries - - - - - "			92,700	3,549
	50,173,890	3,325,871	197,391,297	7,262,255
PIECE GOODS				
GREY (unbleached):				
United Kingdom - - - Yds.	1,217,475,505	14,308,305	716,951	3,483
Aden - - - - - "	20,020	350	10,818,435	143,648
Ceylon - - - - - "	272,137	4,819	776,596	14,342
China, Hong Kong - - - - - "	96	1	509,391	5,972
Straits Settlements - - - - - "	26,184	539	2,295,275	32,646
Mauritius - - - - - "			2,290,401	30,702
Natal - - - - - "			512,519	5,226
Australia - - - - - "			45	3
Austria-Hungary - - - - - "	35,700	932	787	29
Germany - - - - - "	150	9		
Holland - - - - - "	38,360	532		
Italy - - - - - "	225	16		
Arabia - - - - - "	454	6	3,333,563	43,186

## No. 12—continued.

QUANTITY and VALUE of IMPORTS and EXPORTS of PRINCIPAL ARTICLES in 1896-97,  
distinguishing COUNTRIES—continued.

ARTICLES AND COUNTRIES.	IMPORTS.		EXPORTS.	
	Quantity.	Value.	Quantity.	Value.
<b>VII.—ARTICLES MANUFACTURED AND PARTLY MANUFACTURED—continued.</b>				
<b>COTTON—continued.</b>				
<b>PIECE GOODS—continued.</b>				
<b>GREY (unbleached)—continued.</b>				
China, Treaty Ports - - - - - Yds.	724	13	14,127,811	185,938
Japan - - - - - "	...	...	31,825	447
Java - - - - - "	...	...	72,380	849
Maldivo Islands - - - - - "	...	...	3,869	55
Mekran and Sonmiani - - - - - "	...	...	454,782	5,686
Persia - - - - - "	48	1	6,902,964	99,131
Siam - - - - - "	292	5	151,400	1,740
Turkey in Asia - - - - - "	...	...	3,774,104	48,198
Abyssinia - - - - - "	842	12	4,917,254	49,741
Egypt - - - - - "	...	...	348,908	4,627
Madagascar - - - - - "	4,178	28	486,920	6,222
Mozambique - - - - - "	...	...	5,335,509	50,263
Zanzibar - - - - - "	1,756	32	16,483,271	195,907
United States - - - - - "	5,043,825	93,258	...	...
Other Countries - - - - - "	...	...	168,105	2,222
	1,222,920,496	14,408,878	74,519,065	930,263
<b>WHITE (bleached).</b>				
United Kingdom - - - - - Yds.	410,637,928	5,647,708	64,237	1,055
Gibraltar - - - - - "	...	...	4,718	94
Malta - - - - - "	...	...	5,196	180
Aden - - - - - "	166	3	1,454,914	20,388
Ceylon - - - - - "	112,375	2,862	1,122,778	20,588
China, Hong Kong	2,890	37	8,906	204
Straits Settlements	686,832	13,872	1,622,692	24,955
Mauritius - - - - - "	18	0	1,027,280	15,079
Natal - - - - - "	94	2	56,991	947
Australia - - - - - "	...	...	1,704	56
Austria-Hungary - - - - - "	1,395,848	38,485	3,250	73
Belgium - - - - - "	406,455	8,052	...	...
France - - - - - "	11,277	536	1,200	20
Germany - - - - - "	157,670	3,410	...	...
Greece - - - - - "	...	...	20	1
Holland - - - - - "	430,360	8,361	...	...
Italy - - - - - "	191,716	4,548	...	...
Sweden - - - - - "	117	1	...	...
Arabia - - - - - "	1,368	22	1,726,933	23,743
China, Treaty Ports	30	1	6,720	92
Japan - - - - - "	5,428	80	...	...
Java - - - - - "	...	...	3,330	72
Maldivo Islands - - - - - "	...	...	1,360	20
Mekran and Sonmiani - - - - - "	...	...	139,739	2,146
Persia - - - - - "	20,551	314	2,080,393	34,237
Russia in Asia - - - - - "	...	...	72,600	628
Siam - - - - - "	48	1	2,070	31
Turkey in Asia - - - - - "	1,350	15	157,714	2,575
Abyssinia - - - - - "	242	4	546,659	8,164
Egypt - - - - - "	...	...	61,473	1,052
Madagascar - - - - - "	1,260	7	105,961	1,720
Mozambique - - - - - "	73	1	170,531	3,401
Zanzibar - - - - - "	2,320	37	879,024	14,975
United States - - - - - "	87,947	1,921	650	70
Other Countries - - - - - "	...	...	59,664	1,030
	414,154,363	5,730,280	11,388,707	177,596
<b>COLOURED, PRINTED, OR DYED :</b>				
United Kingdom - - - - - Yds.	352,399,514	5,393,191	104,634	2,529
Gibraltar - - - - - "	...	...	2,100	45
Aden - - - - - "	50,381	466	3,922,586	75,079
Ceylon - - - - - "	92,904	2,882	6,068,712	198,936
China, Hong Kong	23,223	465	59,713	1,300
Straits Settlements	1,157,691	25,242	12,687,045	367,003
Cape Colony - - - - - "	...	...	390	24
Mauritius - - - - - "	358	7	1,031,951	19,043
Natal - - - - - "	1,012	34	733,472	16,322
Australia - - - - - "	...	...	6,914	127
Austria-Hungary - - - - - "	1,830,890	63,763	510	30
Belgium - - - - - "	690,775	26,823	726	63
France - - - - - "	324,321	11,839	299	44
Germany - - - - - "	339,013	16,071	264	32
Holland - - - - - "	1,980,953	45,246	...	...
Italy - - - - - "	950,737	20,352	...	...
Russia in Europe - - - - - "	39	1	...	...

## No. 12—continued.

QUANTITY and VALUE of IMPORTS and EXPORTS of PRINCIPAL ARTICLES in 1896-97,  
distinguishing COUNTRIES—continued.

ARTICLES AND COUNTRIES	IMPORTS.		EXPORTS.	
	Quantity.	Value.	Quantity.	Value.
VII.—ARTICLES MANUFACTURED AND PARTLY MANUFACTURED—continued				
COTTON—continued.				
PIECE GOODS—continued.				
COLOURED, PRINTED, OR DYED—continued.				
Arabia - - - - - Yds.	2,219	68	6,885,339	135,200
China, Treaty Ports - - - - -	746	11	57,800	1,532
Cochin-China - - - - -	4,800	210		
Japan - - - - -	26,888	517		
Java - - - - -			2,682	115
Maldiv Islands - - - - -			20,770	566
Mekran and Sonmiani - - - - -			929,446	13,042
Persia - - - - -			14,312,447	338,008
Russia in Asia - - - - -	10,945	209		
Siam - - - - -	1,101	32		
Siam - - - - -	494	17	22,460	450
Turkey in Asia - - - - -	2,390	49	2,698,939	58,208
Abyssinia - - - - -			329,940	7,063
Egypt - - - - -	2,354	267	124,471	3,063
Madagascar - - - - -	76	2	482,312	9,403
Mozambique - - - - -	1,290	26	2,344,477	46,440
Zanzibar - - - - -	16,760	143	6,003,098	121,419
United States - - - - -	9,195	230	10,094	652
Other Countries - - - - -			133,693	2,902
	359,916,269	5,607,953	58,982,684	1,418,850
OTHER COTTON MANUFACTURES - - - - -	—	677,193	—	174,206
TOTAL COTTON MANUFACTURES (excluding twist and yarn) - - - - -				
United Kingdom - - - - -	—	25,814,582	—	71,866
Gibraltar - - - - -			—	217
Malta - - - - -			—	195
Aden - - - - -		1,578	—	241,706
Ceylon - - - - -		11,655	—	246,856
China, Hong Kong - - - - -		709	—	8,176
Straits Settlements - - - - -		40,526	—	429,575
Cape Colony - - - - -			—	44
Mauritius - - - - -		8	—	70,174
Natal - - - - -		37	—	25,144
Australia - - - - -			—	4,019
Austria-Hungary - - - - -		200,286	—	182
Belgium - - - - -		45,106	—	135
France - - - - -		23,096	—	215
Germany - - - - -		58,308	—	3,827
Greece - - - - -			—	1
Holland - - - - -		84,167	—	
Italy - - - - -		46,136	—	17
Russia in Europe - - - - -		1	—	
Spain - - - - -		383	—	
Sweden - - - - -		2	—	10
Turkey in Europe - - - - -		1	—	
Arabia - - - - -		99	—	210,097
China, Treaty Ports - - - - -		25	—	187,636
Cochin-China - - - - -			—	210
Japan - - - - -		976	—	451
Java - - - - -			—	1,244
Maldiv Islands - - - - -			—	649
Mekran and Sonmiani - - - - -			—	20,902
Persia - - - - -		526	—	490,000
Russia in Asia - - - - -		33	—	635
Siam - - - - -		25	—	2,246
Turkey in Asia - - - - -		65	—	118,666
Abyssinia - - - - -		16	—	65,444
Egypt - - - - -		268	—	9,508
Madagascar - - - - -		37	—	18,695
Mozambique - - - - -		28	—	125,629
Zanzibar - - - - -		212	—	339,612
United States - - - - -		95,413	—	1,276
Other Countries - - - - -			—	7,615
	—	26,424,304	—	2,700,924
FLAX, MANUFACTURES OF:				
United Kingdom - - - - -	—	147,435	—	328
Aden - - - - -			—	4
Ceylon - - - - -		13	—	187
China, Hong Kong - - - - -		10	—	151
Straits Settlements - - - - -		168	—	170
Natal - - - - -		2	—	145
Australia - - - - -			—	26
Austria-Hungary - - - - -		334	—	
Belgium - - - - -		3,849	—	

## No. 12—continued.

QUANTITY and VALUE of IMPORTS and EXPORTS of PRINCIPAL ARTICLES in 1896-97,  
distinguishing COUNTRIES—continued.

ARTICLES AND COUNTRIES.	IMPORTS.		EXPORTS.	
	Quantity.	Value.	Quantity.	Value.
<b>VII.—ARTICLES MANUFACTURED AND PARTLY MANUFACTURED—continued.</b>				
<b>FLAX, MANUFACTURES OF—continued.</b>				
France . . . . .	—	2	—	—
Germany . . . . .	—	582	—	663
Holland . . . . .	—	—	—	75
Arabia . . . . .	—	3	—	554
Siam . . . . .	—	—	—	206
Turkey in Asia . . . . .	—	—	—	—
Egypt . . . . .	—	1	—	—
Zanzibar . . . . .	—	30	—	141
West Indies . . . . .	—	—	—	50
Other Countries . . . . .	—	—	—	20
	—	152,429	—	2,720
<b>HEMP, MANUFACTURES OF (excluding cordage):</b>				
United Kingdom . . . . . Yds.	123,828	5,814	—	—
Straits Settlements . . . . .	6,118	244	—	36
Mozambique . . . . .	—	—	—	1
Zanzibar . . . . .	—	—	—	—
	129,946	6,058	—	37
<b>JUTE, MANUFACTURES OF :</b>				
United Kingdom . . . . .	—	30,382	—	880,998
Malta . . . . .	—	—	—	1,573
Aden . . . . .	—	77	—	5,163
Ceylon . . . . .	—	30,690	—	19,851
China, Hong Kong . . . . .	—	68	—	165,620
Straits Settlements . . . . .	—	1,522	—	400,571
Cape Colony . . . . .	—	—	—	183,537
Mauritius . . . . .	—	692	—	53,600
Natal . . . . .	—	—	—	60,290
British Guiana . . . . .	—	—	—	12,322
Canada . . . . .	—	—	—	3,817
Australia . . . . .	—	21	—	657,125
Austria-Hungary . . . . .	—	34	—	21,463
Belgium . . . . .	—	131	—	75,834
France . . . . .	—	—	—	19,405
Germany . . . . .	—	—	—	153,686
Greece . . . . .	—	—	—	9,346
Holland . . . . .	—	—	—	7,127
Italy . . . . .	—	—	—	210
Spain . . . . .	—	—	—	297
Turkey in Europe . . . . .	—	—	—	58,587
Arabia . . . . .	—	237	—	2,722
China, Treaty Ports . . . . .	—	—	—	7,472
Cochin-China . . . . .	—	—	—	2,222
Japan . . . . .	—	37	—	13,962
Java . . . . .	—	—	—	6,550
Mekran and Soumiani . . . . .	—	107	—	501
Persia . . . . .	—	10	—	8,501
Siam . . . . .	—	—	—	22,103
Turkey in Asia . . . . .	—	—	—	128,919
Abyssinia . . . . .	—	160	—	—
Egypt . . . . .	—	—	—	261,519
Madagascar . . . . .	—	5	—	705
Mozambique . . . . .	—	22	—	9,419
Réunion . . . . .	—	—	—	6,067
Zanzibar . . . . .	—	335	—	3,885
South America . . . . .	—	2	—	538,012
United States . . . . .	—	221	—	1,336,358
West Indies . . . . .	—	—	—	3,327
Other Countries . . . . .	—	—	—	72,722
	—	73,759	—	5,214,508
<b>SILK :</b>				
<b>PIECE GOODS .</b>				
United Kingdom . . . . . Yds.	556,710	69,814	733,766	63,855
Gibraltar . . . . .	—	—	132,224	8,320
Malta . . . . .	—	—	33,619	2,225
Aden . . . . .	—	—	5,111	4,461
Ceylon . . . . .	60,141	4,230	91,502	8,492
China, Hong Kong . . . . .	3,281,524	257,464	12,978	921
Straits Settlements . . . . .	187,037	15,240	56,179	7,622
Cape Colony . . . . .	—	—	4,857	223

QUANTITY and VALUE of IMPORTS and EXPORTS of PRINCIPAL ARTICLES in 1896-97,  
distinguishing COUNTRIES—continued.

ARTICLES AND COUNTRIES.	IMPORTS		EXPORTS	
	Quantity	Value	Quantity	Value
<b>VII.—ARTICLES MANUFACTURED AND PARTLY MANUFACTURED—continued</b>				
<b>SILK—continued.</b>				
<b>PIECE GOODS—continued</b>				
Mauritius - - - - - Yds.	2	0	24,146	1,921
Natal - - - - - "			159,011	12,776
Australia - - - - - "			12,049	2,497
Austria-Hungary - - - - - "	156,920	15,694	1,747	115
Belgium - - - - - "	7,771	919		
France - - - - - "	437,006	50,957	363,059	34,937
Germany - - - - - "	14,099	2,004	1,138	169
Holland - - - - - "	2	0		
Greece - - - - - "			896	125
Italy - - - - - "	232,345	27,576	656	38
Russia in Europe - - - - - "	2,681	141		
Turkey in Europe - - - - - "			8,910	869
Arabia - - - - - "	756	28	149,659	14,229
China, Treaty Ports - - - - - "	2,593,648	161,643	4,080	146
Cochin-China - - - - - "	1	0	84	10
Japan - - - - - "	2,383,089	158,254	2,625	370
Java - - - - - "			2,414	185
Mekran and Somiani - - - - - "			613	68
Persia - - - - - "	28,188	4,957	75,537	8,344
Philippine Islands - - - - - "			30	6
Russia in Asia - - - - - "	93,503	5,080		
Turkey in Asia - - - - - "	1,923	70	248,392	18,307
Abyssinia - - - - - "			21,246	1,263
Egypt - - - - - "	37,788	3,768	151,653	7,127
Madagascar - - - - - "			4,492	668
Mozambique - - - - - "			21,185	1,400
Réunion - - - - - "			3,178	362
Zanzibar - - - - - "	385	27	57,577	5,502
United States - - - - - "			3,904	419
Other Countries - - - - - "			6,614	548
	10,065,569	777,866	2,495,131	208,720
<b>GOODS OF SILK MIXED WITH OTHER MATERIALS -</b>				
United Kingdom - - - - - Yds	2,771,252	216,424	1,043	117
Malta - - - - - "	...	...	19,944	2,939
Aden - - - - - "	366	15	25,893	2,248
Ceylon - - - - - "	1,001	163	6,706	468
China, Hong Kong - - - - - "	7,890	488	1,402	70
Straits Settlements - - - - - "	26,486	2,462	100,181	5,518
Natal - - - - - "			432	41
Australia - - - - - "			1,998	671
Austria-Hungary - - - - - "	668,448	56,816		
Belgium - - - - - "	509,063	48,836		
France - - - - - "	1,014,618	78,670	2,827	373
Germany - - - - - "	224,588	26,857	2,344	254
Holland - - - - - "	210,286	6,600		
Italy - - - - - "	171,417	12,183	612	103
Turkey in Europe - - - - - "			9,067	1,260
Arabia - - - - - "			117,798	11,100
China, Treaty Ports - - - - - "	4,028	161		
Japan - - - - - "	25,528	1,084		
Java - - - - - "			360	42
Persia - - - - - "	511	55	9,087	1,225
Russia in Asia - - - - - "	2,198	150	211	273
Turkey in Asia - - - - - "	249	3	20,804	2,688
Egypt - - - - - "	55,355	4,641	1,732	213
Madagascar - - - - - "			1,125	120
Mozambique - - - - - "			165	25
Zanzibar - - - - - "	38	2	80	30
United States - - - - - "			540	49
Other Countries - - - - - "			1,776	326
	5,693,313	455,610	326,127	30,153
<b>OTHER SILK MANUFACTURES - Lbs.</b>	305,732	133,193	290	210
<b>TOTAL SILK MANUFACTURES -</b>		1,366,669		239,083
<b>WOOL:</b>				
<b>PIECE GOODS -</b>				
United Kingdom - - - - - Yds.	9,553,739	842,554	2,995	601
Gibraltar - - - - - "	163	167		
Aden - - - - - "			13,166	1,472
Ceylon - - - - - "	1,212	124	154,644	13,909
China, Hong Kong - - - - - "	3,412	223	3,784	414

No. 12—*continued.*

QUANTITY and VALUE of IMPORTS and EXPORTS of PRINCIPAL ARTICLES in 1896-97,  
distinguishing COUNTRIES—*continued.*

ARTICLES AND COUNTRIES.	IMPORTS.		EXPORTS.	
	Quantity.	Value.	Quantity	Value
<b>VII.—ARTICLES MANUFACTURED AND PARTLY MANUFACTURED—<i>continued.</i></b>				
<b>WOOL—<i>continued.</i></b>				
<b>PIECE GOODS—<i>continued.</i></b>				
Straits Settlements - - - - Yds.	10,707	770	65,675	4,415
Mauritius - - - - "	...	...	3,723	267
Cape Colony - - - - "	...	...	134	62
Natal - - - - "	39	8	2,915	371
Australia - - - - "	12	1	700	105
Austria-Hungary - - - - "	1,448,742	94,829		
Belgium - - - - "	311,930	24,340		
France - - - - "	505,659	33,516		
Germany - - - - "	2,262,995	175,976		
Greece - - - - "			20	6
Holland - - - - "	161,382	21,491		
Italy - - - - "	43,436	3,649		
Arabia - - - - "			20,503	2,217
China, Treaty Ports - - - - "			20	2
Japan - - - - "	45	1		
Java - - - - "	...	...	1,443	71
Persia - - - - "	5,999	374	90,214	12,355
Turkey in Asia - - - - "	120	8	5,536	494
Abyssinia - - - - "	...	...	730	75
Madagascar - - - - "	...	...	1,055	198
Mozambique - - - - "	...	...	15,435	1,549
Zanzibar - - - - "	...	...	6,419	662
United States - - - - "	19	2	304	47
Other Countries - - - - "			1,779	171
	14,309,611	1,198,033	391,194	39,463
<b>SHAWLS :</b>				
United Kingdom - - - - No.	520,901	129,265	472	843
Ceylon - - - - "	411	140	1,571	368
China, Hong Kong - - - - "	...	...	197	75
Straits Settlements - - - - "	1,487	200	1,917	1,183
Natal - - - - "			102	18
Austria-Hungary - - - - "	239,494	59,446		
Belgium - - - - "	2,000	839		
France - - - - "	2,089	222	33	65
Germany - - - - "	195,402	54,634	8	4
Italy - - - - "	1,210	183	8	13
Arabia - - - - "	...	...	1,255	996
Japan - - - - "	...	...	3	8
Java - - - - "	...	...	24	5
Persia - - - - "	76	34	1,440	12,641
Russia in Asia - - - - "	...	...	35	260
Turkey in Asia - - - - "	98	45	47	412
Egypt - - - - "	...	...	180	153
Zanzibar - - - - "	13	5	571	154
United States - - - - "			49	119
Other Countries - - - - "			4	16
	963,181	245,013	7,916	17,333
<b>OTHER WOOLLEN MANUFACTURES - Lbs.</b>				
	1,777,423	249,489	1,526,363	194,113
<b>TOTAL WOOLLEN MANUFACTURES</b>				
		1,692,535		250,909
<b>APPAREL (including haberdashery, millinery, &amp;c., but excluding hosiery) :</b>				
United Kingdom - - - - "	—	871,361	—	126,325
Gibraltar - - - - "	—	217	—	2,250
Malta - - - - "	—	114	—	916
Aden - - - - "	—	471	—	13,242
Ceylon - - - - "	—	9,746	—	14,155
China, Hong Kong - - - - "	—	13,889	—	2,802
Straits Settlements - - - - "	—	34,763	—	35,008
Cape Colony - - - - "	—	5	—	4,599
Mauritius - - - - "	—	75	—	15,145
Natal - - - - "	—	103	—	33,279
Australia - - - - "	—	275	—	5,240
Austria-Hungary - - - - "	—	160,602	—	865
Belgium - - - - "	—	21,948	—	27
France - - - - "	—	199,424	—	2,630
Germany - - - - "	—	79,951	—	1,570
Greece - - - - "	—	...	—	6
Holland - - - - "	—	1,882	—	30
Italy - - - - "	—	21,239	—	1,786

No. 12—*continued.*

QUANTITY and VALUE of IMPORTS and EXPORTS of PRINCIPAL ARTICLES in 1896-97,  
distinguishing COUNTRIES—*continued.*

ARTICLES AND COUNTRIES	IMPORTS		EXPORTS	
	Quantity	Value	Quantity	Value
<b>VII—ARTICLES MANUFACTURED AND PARTLY MANUFACTURED—<i>continued</i></b>				
APPAREL (including haberdashery, millinery, but excluding hosiery)— <i>continued</i>				
Portugal . . . . .	—	3	—	—
Russia in Europe . . . . .	—	27,191	—	—
Sweden . . . . .	—	1	—	—
Turkey in Europe . . . . .	—	5	—	710
Arabia . . . . .	—	81	—	6,722
China, Treaty Ports . . . . .	—	5,877	—	470
Cochin-China . . . . .	—	—	—	246
Japan . . . . .	—	58,650	—	774
Java . . . . .	—	—	—	5,655
Maldives Islands . . . . .	—	—	—	239
Mekran and Sonmani . . . . .	—	1	—	123
Persia . . . . .	—	384	—	5,520
Russia in Asia . . . . .	—	1,138	—	242
Siam . . . . .	—	55	—	772
Sumatra . . . . .	—	—	—	20
Turkey in Asia . . . . .	—	255	—	4,276
Abyssinia . . . . .	—	—	—	2,544
Egypt . . . . .	—	3,670	—	25,523
Madagascar . . . . .	—	23	—	1,480
Mozambique . . . . .	—	4	—	19,454
Réunion . . . . .	—	—	—	70
Zanzibar . . . . .	—	664	—	18,798
South America . . . . .	—	—	—	705
United States . . . . .	—	2,356	—	4,169
West Indies . . . . .	—	—	—	190
Other Countries . . . . .	—	—	—	2,893
	—	1,516,423	—	361,470
ARMS, AMMUNITION, &c (excluding military accoutrements)				
United Kingdom . . . . .	—	252,429	—	12,119
Malta . . . . .	—	19	—	—
Aden . . . . .	—	208	—	73
Ceylon . . . . .	—	764	—	462
China, Hong Kong Straits Settlements . . . . .	—	25	—	17
Cape Colony . . . . .	—	1,210	—	246
Mauritius . . . . .	—	1	—	—
Australia . . . . .	—	3	—	14
Austria-Hungary . . . . .	—	10	—	485
Belgium . . . . .	—	101	—	—
France . . . . .	—	512	—	160
Germany . . . . .	—	634	—	337
Greece . . . . .	—	2,911	—	10
Italy . . . . .	—	—	—	72
Arabia . . . . .	—	5	—	256
China, Treaty Ports . . . . .	—	8	—	10
Japan . . . . .	—	28	—	82
Persia . . . . .	—	44	—	21
Siam . . . . .	—	—	—	67
Russia in Asia . . . . .	—	4	—	—
Turkey in Asia . . . . .	—	2	—	15
Egypt . . . . .	—	—	—	132
Zanzibar . . . . .	—	15	—	423
United States . . . . .	—	457	—	22
Other Countries . . . . .	—	—	—	19
	—	259,390	—	15,042
BOOKS AND PRINTED MATTER (including maps and charts):				
United Kingdom . . . . . Cwt.	13,451	227,230	1,262	21,139
Gibraltar . . . . .	—	8	1	14
Malta . . . . .	—	—	1	21
Aden . . . . .	10	187	106	822
Ceylon . . . . .	131	432	193	2,165
China, Hong Kong Straits Settlements . . . . .	14	188	12	277
Cape Colony . . . . .	60	746	2,748	16,929
Mauritius . . . . .	22	600	26	1,479
Natal . . . . .	6	10	52	367
Australia . . . . .	—	—	55	438
Austria-Hungary . . . . .	6	117	23	294
Belgium . . . . .	62	949	30	379
	15	237	4	71

No. 12—*continued.*

QUANTITY and VALUE of IMPORTS and EXPORTS of PRINCIPAL ARTICLES in 1896-97,  
distinguishing COUNTRIES—*continued.*

ARTICLES AND COUNTRIES.	IMPORTS.		EXPORTS.	
	Quantity.	Value.	Quantity.	Value.
<b>VII.—ARTICLES MANUFACTURED AND PARTLY MANUFACTURED—<i>continued.</i></b>				
BOOKS AND PRINTED MATTER (including maps and charts— <i>continued.</i> )				
France . . . . . Cwt.	24	304	12	212
Germany . . . . . "	23	515	39	431
Holland . . . . . "	—	1	—	—
Italy . . . . . "	26	350	9	70
Portugal . . . . . "	2	23	—	—
Turkey in Europe . . . . . "	—	—	3	19
Arabia . . . . . "	—	—	143	2,553
China, Treaty Ports . . . . . "	2	38	21	304
Cochin-China . . . . . "	1	504	—	—
Japan . . . . . "	2	58	3	25
Java . . . . . "	—	2	4	26
Maldive Islands . . . . . "	—	—	1	20
Mekran and Sonmiani . . . . . "	—	—	—	1
Persia . . . . . "	5	77	461	4,526
Philippine Islands . . . . . "	—	—	1	5
Russia in Asia . . . . . "	—	—	110	1,325
Siam . . . . . "	—	10	1	33
Turkey in Asia . . . . . "	3	30	37	485
Abyssinia . . . . . "	—	—	32	194
Egypt . . . . . "	130	1,130	12	122
Madagascar . . . . . "	—	—	3	25
Mozambique . . . . . "	—	2	11	120
Zanzibar . . . . . "	17	38	78	639
United States . . . . . "	387	3,460	84	1,218
West Indies . . . . . "	—	—	1	10
Other Countries . . . . . "	—	—	19	267
	14,399	237,246	5,598	57,025
CABINET WARE AND FURNITURE:				
United Kingdom . . . . .	—	40,471	—	26,165
Gibraltar . . . . .	—	33	—	1,407
Malta . . . . .	—	5	—	326
Aden . . . . .	—	626	—	1,650
Ceylon . . . . .	—	1,800	—	967
China, Hong Kong . . . . .	—	2,975	—	191
Straits Settlements . . . . .	—	2,568	—	1,152
Cape Colony . . . . .	—	1	—	753
Mauritius . . . . .	—	10	—	178
Natal . . . . .	—	—	—	1,647
Australia . . . . .	—	6	—	495
Austria-Hungary . . . . .	—	7,305	—	574
Belgium . . . . .	—	677	—	187
France . . . . .	—	723	—	1,739
Germany . . . . .	—	23,132	—	796
Greece . . . . .	—	—	—	20
Italy . . . . .	—	2,812	—	98
Turkey in Europe . . . . .	—	2	—	165
Arabia . . . . .	—	29	—	871
China, Treaty Ports . . . . .	—	409	—	1,838
Cochin-China . . . . .	—	1	—	—
Japan . . . . .	—	3,639	—	17
Java . . . . .	—	—	—	46
Maldive Islands . . . . .	—	—	—	149
Mekran and Sonmiani . . . . .	—	—	—	22
Persia . . . . .	—	12	—	1,028
Russia in Asia . . . . .	—	48	8	—
Siam . . . . .	—	—	—	18
Turkey in Asia . . . . .	—	17	—	856
Abyssinia . . . . .	—	—	—	261
Egypt . . . . .	—	96	—	961
Madagascar . . . . .	—	—	—	312
Mozambique . . . . .	—	6	—	1,297
Réunion . . . . .	—	—	—	10
Zanzibar . . . . .	—	87	—	6,296
United States . . . . .	—	1,019	—	2,884
Other Countries . . . . .	—	—	—	454
	—	97,509	—	55,830
COIR, MANUFACTURES OF (excluding rope):				
United Kingdom . . . . . Cwt.	29	125	135,005	125,973
Aden . . . . . "	—	—	688	595
Ceylon . . . . . "	5,936	5,016	194	210
China, Hong Kong . . . . . "	—	—	17	37
Straits Settlements . . . . . "	45	47	246	279
Cape Colony . . . . . "	—	—	244	573
Mauritius . . . . . "	—	—	2,686	2,245



No. 12—*continued.*

QUANTITY and VALUE of IMPORTS and EXPORTS of PRINCIPAL ARTICLES in 1896-97,  
distinguishing COUNTRIES—*continued.*

ARTICLES AND COUNTRIES	IMPORTS		EXPORTS.	
	Quantity.	Value	Quantity.	Value.
<b>VII.—ARTICLES MANUFACTURED AND PARTLY MANUFACTURED—<i>continued</i></b>				
<b>COIR, MANUFACTURES OF (excluding rope)—<i>continued.</i></b>				
Natal - - - - - Cwt.	...	...	1,132	1,105
Australia - - - - - " 1	1	1	2,077	4,306
Austria-Hungary - - - - - "	...	...	314	316
Belgium - - - - - "	...	...	15,558	14,806
France - - - - - "	...	...	19,779	18,454
Germany - - - - - "	...	...	58,041	55,789
Italy - - - - - "	...	...	6,424	5,901
Arabia - - - - - "	...	...	1,744	1,298
Japan - - - - - "	...	...	75	107
Maldive Islands - - - - - "	...	...	...	...
Mekran and Somnani - - - - - "	...	...	2	2
Persia - - - - - "	...	...	400	305
Turkey in Asia - - - - - "	...	...	600	439
Abyssinia - - - - - "	...	...	17	12
Egypt - - - - - "	...	...	35	28
Madagascar - - - - - "	...	...	14	8
Mozambique - - - - - "	...	...	27	38
Zanzibar - - - - - "	1	1	133	117
United States - - - - - "	...	...	8,145	6,685
Other Countries - - - - - "	...	...	133	520
	6,337	6,410	253,730	240,148
<b>CORALS:</b>				
United Kingdom - - - - - Lbs.	35	15	...	...
Aden - - - - - "	3,556	933	...	...
Ceylon - - - - - "	26,704	7,462	1,089	753
Straits Settlements - - - - - "	587	255	30,814	17,819
Austria-Hungary - - - - - "	20	20	...	...
France - - - - - "	222	78	...	...
Italy - - - - - "	199,865	64,771	2,459	1,766
Arabia - - - - - "	...	...	56	40
Java - - - - - "	...	...	19	30
Russia in Asia - - - - - "	...	...	336	439
Madagascar - - - - - "	...	...	171	224
Zanzibar - - - - - "	...	...	21	15
Other Countries - - - - - "	...	...	65	74
	230,989	73,534	35,030	20,960
<b>GLASS:</b>				
United Kingdom - - - - - "	—	171,739	—	2,006
Gibraltar - - - - - "	—	8	—	—
Malta - - - - - "	—	—	—	4
Aden - - - - - "	—	33	—	2,782
Ceylon - - - - - "	—	715	—	3,183
China, Hong Kong - - - - - "	—	31,588	—	1,010
Straits Settlements - - - - - "	—	7,489	—	1,387
Cape Colony - - - - - "	—	15	—	—
Mauritius - - - - - "	—	11	—	3,015
Natal - - - - - "	—	7	—	2,717
Australia - - - - - "	—	15	—	14
Austria-Hungary - - - - - "	—	166,797	—	194
Belgium - - - - - "	—	126,434	—	13
France - - - - - "	—	46,095	—	60
Germany - - - - - "	—	91,772	—	98
Holland - - - - - "	—	493	—	—
Italy - - - - - "	—	37,881	—	173
Russia in Europe - - - - - "	—	1	—	146
Arabia - - - - - "	—	80	—	2,477
China, Treaty Ports - - - - - "	—	17,320	—	—
Japan - - - - - "	—	4,141	—	41
Java - - - - - "	—	1	—	8
Maldive Islands - - - - - "	—	...	—	69
Mekran and Somnani - - - - - "	—	9	—	1
Persia - - - - - "	—	11	—	5,587
Russia in Asia - - - - - "	—	3	—	—
Siam - - - - - "	—	—	—	83
Turkey in Asia - - - - - "	—	—	—	5,482
Abyssinia - - - - - "	—	—	—	877
Egypt - - - - - "	—	37	—	192
Madagascar - - - - - "	—	—	—	729
Mozambique - - - - - "	—	3	—	4,004
Zanzibar - - - - - "	—	163	—	3,946
South America - - - - - "	—	5	—	—
United States - - - - - "	—	1,305	—	33
Other Countries - - - - - "	—	15	—	516
	—	704,186	—	41,747

## No. 12—continued.

QUANTITY and VALUE of IMPORTS and EXPORTS of PRINCIPAL ARTICLES in 1896-97,  
distinguishing COUNTRIES—continued.

ARTICLES AND COUNTRIES.	IMPORTS.		EXPORTS	
	Quantity.	Value.	Quantity.	Value.
<b>VII.—ARTICLES MANUFACTURED AND PARTLY MANUFACTURED—continued.</b>				
<b>HIDES AND SKINS :</b>				
United Kingdom - - - - Cwt.	1,501	59,579	281,014	2,930,614
Aden - - - - "	1	18	159	920
Ceylon - - - - "	514	2,955	525	5,441
China, Hong Kong - - - - "	3	15	38	290
Straits Settlements - - - - "	155	819	3,757	41,845
Mauritius - - - - "	1	5		
Australia - - - - "	—	1	82	1,108
Austria-Hungary - - - - "	5	162	1,136	19,678
Belgium - - - - "	8	407	1,928	30,133
France - - - - "	6	90	229	3,715
Germany - - - - "	23	1,054	772	5,913
Italy - - - - "	3	115	4	56
Russia in Europe - - - - "	1	276		
Arabia - - - - "	—		17	99
Cochin-China - - - - "	5	170		
Japan - - - - "	—		2,044	22,600
Mekran and Sonmiani - - - - "	—		1	2
Persia - - - - "	30	169	384	1,907
Turkey in Asia - - - - "	2	16	151	766
Egypt - - - - "	—	2	353	1,950
Zanzibar - - - - "	—		23	179
United States - - - - "	2	95	49,112	699,618
	2,260	65,948	341,729	3,766,834
<b>IVORY :</b>				
United Kingdom - - - - "	—	5,605	—	687
Aden - - - - "	—	3	—	
Ceylon - - - - "	—	1	—	
China, Hong Kong - - - - "	—	235	—	2
Straits Settlements - - - - "	—	1	—	
Austria-Hungary - - - - "	—	482	—	48
Belgium - - - - "	—	4,313	—	
France - - - - "	—	5,313	—	
Germany - - - - "	—	1,520	—	210
Japan - - - - "	—	233	—	
Zanzibar - - - - "	—	54	—	
	—	17,760	—	947
<b>JEWELLERY AND PLATE .</b>				
United Kingdom - - - - "	—	70,861	—	29,747*
Gibraltar - - - - "	—	6	—	1,020
Malta - - - - "	—	83	—	132
Aden - - - - "	—	146	—	275
Ceylon - - - - "	—	3,334	—	1,132
China, Hong Kong - - - - "	—	5,966	—	48
Straits Settlements - - - - "	—	1,915	—	8,462
Mauritius - - - - "	—	2	—	615
Natal - - - - "	—	6	—	430
Cape Colony - - - - "	—	3	—	80
Australia - - - - "	—	98	—	150
Austria-Hungary - - - - "	—	15,848	—	1,044
Belgium - - - - "	—	163	—	
France - - - - "	—	8,538	—	1,360
Germany - - - - "	—	1,558	—	574
Italy - - - - "	—	1,763	—	40
Norway - - - - "	—	1	—	
Russia in Europe - - - - "	—	18	—	
Turkey in Europe - - - - "	—	7	—	50
Arabia - - - - "	—	37	—	
China, Treaty Ports - - - - "	—	369	—	868
Cochin-China - - - - "	—		—	35
Japan - - - - "	—	78	—	244
Java - - - - "	—		—	24
Persia - - - - "	—	15	—	552
Russia in Asia - - - - "	—	10	—	120
Siam - - - - "	—	56	—	112
Turkey in Asia - - - - "	—	136	—	76
Abyssinia - - - - "	—		—	112
Egypt - - - - "	—	21	—	5,274
Madagascar - - - - "	—		—	295
Mozambique - - - - "	—		—	352
Zanzibar - - - - "	—	100	—	1,016
United States - - - - "	—	235	—	1,195
Other Countries - - - - "	—		—	10
	—	111,373	—	55,444

\* The value of the plate of Indian manufacture exported to the United Kingdom was Rs. 6,099.

No. 12—*continued.*QUANTITY and VALUE of IMPORTS and EXPORTS of PRINCIPAL ARTICLES in 1896-97,  
distinguishing COUNTRIES—*continued*

ARTICLES AND COUNTRIES	IMPORTS.		EXPORTS.	
	Quantity.	Value	Quantity.	Value
<b>VII—ARTICLES MANUFACTURED AND PARTLY MANUFACTURED—<i>continued</i></b>				
LAC (excluding stick lac and lac-dye)				
United Kingdom - - - - - Cwt	12	53	113,302	769,180
Ceylon - - - - - "	...	...	1	11
China, Hong Kong - - - - - "	...	1	590	4,123
Straits Settlements - - - - - "	482	337	416	2,933
Canada - - - - - "	...	...	292	2,020
Australia - - - - - "	...	...	1,084	7,073
Austria-Hungary - - - - - "	1	5	4,388	31,647
Belgium - - - - - "	...	...	239	1,625
France - - - - - "	...	...	10,530	69,399
Germany - - - - - "	...	...	23,968	161,010
Holland - - - - - "	...	...	4,118	27,181
Italy - - - - - "	...	...	1,454	10,319
Russia in Europe - - - - - "	...	...	73	500
Spain - - - - - "	...	...	74	500
Turkey in Europe - - - - - "	...	...	12	68
Arabia - - - - - "	...	...	5	36
Japan - - - - - "	...	...	198	1,255
Java - - - - - "	...	...	87	561
Maldiv Islands - - - - - "	...	...	12	63
Persia - - - - - "	...	...	7	54
Philippine Islands - - - - - "	...	...	14	89
Turkey in Asia - - - - - "	...	...	10	64
United States - - - - - "	...	...	42,883	293,531
	495	396	203,757	1,383,245
PAINTS AND COLOURS (including Painters' materials)				
United Kingdom - - - - - "	—	252,395	—	4,028
Aden - - - - - "	—	18	—	1,408
Ceylon - - - - - "	—	601	—	1,118
China, Hong Kong - - - - - "	—	20,462	—	85
Straits Settlements - - - - - "	—	5,077	—	130
Cape Colony - - - - - "	—	23	—	1
Mauritius - - - - - "	—	17	—	233
Natal - - - - - "	...	...	...	96
Australia - - - - - "	...	12	—	23
Austria-Hungary - - - - - "	—	1,237	—	...
Belgium - - - - - "	—	37,444	—	7
France - - - - - "	—	3,351	—	...
Germany - - - - - "	—	14,973	—	462
Holland - - - - - "	—	38	—	120
Italy - - - - - "	—	1,687	—	...
Arabia - - - - - "	—	1,045	—	921
China, Treaty Ports - - - - - "	—	268	—	...
Japan - - - - - "	—	38	—	179
Maldiv Islands - - - - - "	—	...	—	42
Mekran and Sommani - - - - - "	—	68	—	...
Persia - - - - - "	—	1,129	—	547
Siam - - - - - "	...	...	—	52
Turkey in Asia - - - - - "	...	...	—	544
Abyssinia - - - - - "	...	...	—	48
Egypt - - - - - "	...	...	—	125
Madagascar - - - - - "	...	...	—	89
Mozambique - - - - - "	...	...	—	625
Zanzibar - - - - - "	—	1	—	533
United States - - - - - "	—	842	—	...
Other Countries - - - - - "	—	...	—	36
	—	340,726	—	11,452
STATIONERY (including paper and printing materials)				
United Kingdom - - - - - "	—	433,742	—	2,720
Gibraltar - - - - - "	—	538	—	2
Malta - - - - - "	—	5	—	12
Aden - - - - - "	—	106	—	1,329
Ceylon - - - - - "	—	345	—	9,695
China, Hong Kong - - - - - "	—	1,555	—	1,216
Straits Settlements - - - - - "	—	8,559	—	5,093
Mauritius - - - - - "	—	1	—	382
Cape Colony - - - - - "	...	...	—	10
Natal - - - - - "	...	...	—	279

## No. 12—concluded.

QUANTITY and VALUE of IMPORTS and EXPORTS of PRINCIPAL ARTICLES in 1896-97,  
distinguishing COUNTRIES—continued.

ARTICLES AND COUNTRIES.	IMPORTS.		EXPORTS.	
	Quantity.	Value.	Quantity	Value
<b>VII.—ARTICLES MANUFACTURED AND PARTLY MANUFACTURED—continued.</b>				
STATIONERY (including paper and printing materials)—continued.				
Canada . . . . .	—	1	—	—
Australia . . . . .	—	57	—	1,811
Austria-Hungary . . . . .	—	124,732	—	—
Belgium . . . . .	—	53,511	—	—
France . . . . .	—	1,660	—	—
Germany . . . . .	—	72,959	—	6
Holland . . . . .	—	4,026	—	—
Italy . . . . .	—	3,818	—	—
Norway . . . . .	—	701	—	—
Portugal . . . . .	—	90	—	—
Sweden . . . . .	—	439	—	—
Turkey in Europe . . . . .	—	—	—	12
Arabia . . . . .	—	10	—	399
China, Treaty Ports . . . . .	—	3,168	—	55
Cochin China . . . . .	—	—	—	3
Japan . . . . .	—	2,085	—	1,033
Java . . . . .	—	—	—	9
Maldivo Islands . . . . .	—	—	—	26
Mekran and Sonmiani . . . . .	—	—	—	18
Persia . . . . .	—	645	—	2,511
Russia in Asia . . . . .	—	1	—	—
Siam . . . . .	—	—	—	198
Turkey in Asia . . . . .	—	3	—	520
Abyssinia . . . . .	—	—	—	38
Egypt . . . . .	—	41	—	35
Madagascar . . . . .	—	—	—	106
Mozambique . . . . .	—	2	—	483
Zanzibar . . . . .	—	85	—	2,462
United States . . . . .	—	3,274	—	8
Other Countries . . . . .	—	—	—	200
	—	716,159	—	30,671
<b>UMBRELLAS :</b>				
United Kingdom . . . . . No.	2,631,731	255,214	16	6
Aden . . . . .	6	4	2,166	215
Ceylon . . . . .	2,092	491	495	37
China, Hong Kong . . . . .	241,317	11,386	—	—
Straits Settlements . . . . .	668,927	14,958	1,886	243
Mauritius . . . . .	1	0	6,810	1,031
Natal . . . . .	72	3	2,688	397
Australia . . . . .	—	—	48	6
Austria-Hungary . . . . .	2,114	371	—	—
Belgium . . . . .	26	4	—	—
France . . . . .	7,405	2,331	89	17
Germany . . . . .	174	41	—	—
Arabia . . . . .	—	—	762	83
China, Treaty Ports . . . . .	10,160	236	—	—
Japan . . . . .	226,849	21,903	9	1
Java . . . . .	—	—	72	20
Persia . . . . .	—	—	248	31
Siam . . . . .	23	1	75	11
Turkey in Asia . . . . .	—	—	1,884	245
Abyssinia . . . . .	—	—	1,200	131
Egypt . . . . .	—	—	144	8
Madagascar . . . . .	—	—	6,446	771
Mozambique . . . . .	—	—	3,792	427
Zanzibar . . . . .	—	—	20,705	2,354
Other Countries . . . . .	—	—	2,310	300
	3,790,897	306,943	51,845	6,334
<b>OTHER SORTS . . . . .</b>				
	—	3,070,505	—	722,310
<b>TOTAL ARTICLES MANUFACTURED AND PARTLY MANUFACTURED - )</b>				
	—	40,566,133	—	22,439,895
<b>GRAND TOTAL . . . . .</b>				
	—	71,914,697	—	103,914,297

## QUANTITY and VALUE of IMPORTS of GOVERNMENT STORES into BRITISH INDIA.

ARTICLES.	1892-3.		1893-4.		1894-5.		1895-6.		1896-7	
	Quantity	Value	Quantity	Value	Quantity	Value	Quantity	Value	Quantity	Value.
APPAREL (including haberdashery, but excluding hosiery) :										
United Kingdom	—	39,716	—	33,577	—	56,568	—	32,581	—	38,846
Other Countries	—	108	—	700	—	372	—	249	—	0
	—	39,824	—	34,277	—	56,940	—	33,130	—	38,846
ARMS, AMMUNITION, &c										
United Kingdom	—	564,796	—	165,952	—	472,922	—	175,149	—	125,989
Other Countries	—	3,202	—	10,352	—	79,257	—	4,648	—	3,587
	—	567,998	—	176,304	—	552,179	—	179,797	—	129,576
BOOKS AND PRINTED MATTER (including maps, charts, &c)										
United Kingdom	—	65,347	—	90,390	—	115,771	—	114,290	—	145,775
Other Countries	—	227	—	51	—	146	—	164	—	157
	—	65,574	—	90,441	—	115,917	—	114,454	—	145,932
BUILDING AND ENGINEERING MATERIALS.										
United Kingdom	—	29,769	—	77,683	—	51,320	—	25,089	—	11,487
Other Countries	—	0	—	334	—	2	—	0	—	16
	—	29,769	—	78,017	—	51,322	—	25,089	—	11,503
CARRIAGES, CARTS, &c. (excluding railway carriages), AND PARTS THEREOF :										
United Kingdom	—	22	—	9,591	—	0	—	678	—	1,103
CHEMICAL PRODUCTS										
United Kingdom	—	11,644	—	7,941	—	18,214	—	10,981	—	23,795
Other Countries	—	205	—	9	—	0	—	0	—	10
	—	11,849	—	7,950	—	18,214	—	10,981	—	23,805
COAL (including coke and patent fuel) :										
United Kingdom	Tons	55,156	Tons.	35,727	Tons.	25,023	Tons.	25,093	Tons.	24,404
Other Countries	—	100,507	—	62,682	—	43,858	—	44,556	—	48,507
	55,156	100,507	35,727	62,682	25,053	43,903	25,118	44,615	24,419	48,534
COTTON :										
Twist and Yarn :	Lbs.	20,171	Lbs.	17,230	Lbs.	27,924	Lbs.	39,689	Lbs.	4,182
United Kingdom	—	1,114	—	1,128	—	1,795	—	3,732	—	0
Manufactures :	Yds.	800,296	Yds.	665,325	Yds.	662,112	Yds.	1,130,938	Yds.	1,271,083
United Kingdom	—	30,435	—	27,002	—	24,703	—	50,118	—	58,987
Other sorts :	—	1,551	—	2,209	—	2,865	—	1,265	—	4,811
United Kingdom	—	33,100	—	30,339	—	29,363	—	55,115	—	64,436

## QUANTITY and VALUE of IMPORTS of GOVERNMENT STORES into BRITISH INDIA—continued.

ARTICLES.	1892-3.		1893-4.		1894-5.		1895-6.		1896-7.	
	Quantity	Value.	Quantity	Value.	Quantity	Value.	Quantity	Value.	Quantity	Value.
<b>DRUGS AND MEDICINES:</b>										
United Kingdom -	—	24,872	—	21,979	—	22,182	—	17,578	—	19,041
Other Countries -	—	0	—	0	—	0	—	5	—	0
	—	24,872	—	21,979	—	22,182	—	17,583	—	19,041
<b>EARTHENWARE AND PORCELAIN:</b>										
United Kingdom -	—	3,214	—	2,441	—	2,018	—	2,224	—	4,704
Other Countries -	—	1	—	0	—	0	—	0	—	0
	—	3,215	—	2,441	—	2,018	—	2,224	—	4,704
<b>FLAX:</b>										
<b>Twist and Yarn:</b>										
United Kingdom -	Lbs.	812	Lbs.	313	Lbs.	113	Lbs.	720	Lbs.	937
	12,624		3,541		1,501		9,626		14,424	
<b>Manufactures:</b>										
United Kingdom {	Yds.	16,353	Yds.	18,616	Yds.	26,289	Yds.	15,390	Yds.	17,338
Other Countries {	383,574	2,421	422,611	1,444	504,425	7,167	266,045	2,934	320,427	1,304
	—	1	—	0	—	0	—	0	—	0
	—	19,587	—	20,373	—	33,569	—	19,044	—	19,639
<b>GLASS AND GLASSWARE:</b>										
United Kingdom -	—	18,585	—	11,920	—	15,127	—	13,918	—	18,278
Other Countries -	—	0	—	0	—	360	—	0	—	9
	—	18,585	—	11,920	—	15,487	—	13,918	—	18,287
<b>HARDWARE AND CUTLERY:</b>										
United Kingdom -	—	123,415	—	122,643	—	166,394	—	101,633	—	217,096
Other Countries -	—	108	—	232	—	1,552	—	215	—	195
	—	123,523	—	122,875	—	167,946	—	101,848	—	217,291
<b>INSTRUMENTS AND APPARATUS:</b>										
<b>Musical:</b>										
United Kingdom -	—	1,164	—	1,177	—	626	—	502	—	345
Other Countries -	—	0	—	0	—	14	—	0	—	134
<b>Scientific, &amp;c.:</b>										
United Kingdom -	—	61,538	—	57,478	—	46,857	—	32,663	—	49,185
Other Countries -	—	598	—	262	—	321	—	193	—	1,429
	—	63,300	—	58,917	—	47,798	—	33,363	—	51,093
<b>LEATHER MANUFACTURES:</b>										
<b>Boots and Shoes:</b>										
United Kingdom -	Pairs.	14,756	Pairs.	668	Pairs.	40	Pairs.	131	Pairs.	1,467
	24,097		1,350		200		225		2,957	
<b>Other Sorts:</b>										
United Kingdom -	—	22,941	—	14,614	—	23,971	—	5,021	—	3,782
Other Countries -	—	0	—	45	—	3	—	0	—	—
	—	37,697	—	15,327	—	29,014	—	5,152	—	5,249

## No. 13—continued.

## QUANTITY and VALUE of IMPORTS of GOVERNMENT STORES into BRITISH INDIA—continued.

ARTICLES.	1892-3		1893-4		1894-5.		1895-6		1896-7	
	Quantity.	Value.	Quantity.	Value.	Quantity	Value.	Quantity	Value.	Quantity	Value
<b>LIQUORS</b>										
Ale, Beer, and Porter:	Gals		Gals		Gals		Gals.		Gals	
United Kingdom -	—	0	—	0	—	0	—	0	—	0
Other Countries -	16	4	24	3	—	0	—	0	—	0
	16	4	24	3	—	0	—	0	—	0
<b>Spirits:</b>										
United Kingdom -	—	0	259	126	607	109	4,532	504	8,925	1,476
Other Countries -	—	0	—	0	665	60	—	0	70	13
	—	0	259	126	1,272	169	4,532	504	8,995	1,489
<b>Wines and Liqueurs.</b>										
United Kingdom -	—	0	—	0	—	0	—	0	—	0
Total Liquors -	16	4	283	129	1,272	169	4,532	504	8,995	1,489
<b>MACHINERY AND MILLWORK:</b>										
United Kingdom -	—	118,732	—	88,648	—	113,618	—	83,030	—	69,188
Other Countries -	—	0	—	342	—	0	—	535	—	522
	—	118,732	—	88,990	—	113,618	—	83,565	—	69,710
<b>METALS</b>										
	Cwt.		Cwt.		Cwt.		Cwt		Cwt.	
United Kingdom -	545,183	433,849	505,616	449,077	453,077	349,405	606,301	391,239	813,401	518,470
Other Countries -	1	1	—	57	14,711	59,973	5,310	21,836	10	7
	545,184	433,850	505,616	449,134	467,788	409,378	611,611	413,075	813,411	518,477
<b>PAPER AND PASTEBOARD:</b>										
United Kingdom -	—	45,801	—	37,168	—	29,278	—	23,612	—	22,211
Other Countries -	—	0	—	0	—	78	—	0	—	1
	—	45,801	—	37,168	—	29,356	—	23,612	—	22,212
<b>PRINTING AND LITHOGRAPHING MATERIALS</b>										
United Kingdom -	—	6,012	—	10,365	—	11,523	—	7,540	—	11,583
Other Countries -	—	0	—	0	—	30	—	50	—	0
	—	6,012	—	10,365	—	11,553	—	7,590	—	11,583

## No. 13—concluded.

## QUANTITY and VALUE of IMPORTS of GOVERNMENT STORES into BRITISH INDIA—concluded.

ARTICLES.	1892-3		1893-4		1894-5.		1895-6		1896-7.	
	Quantity.	Value.	Quantity	Value.	Quantity	Value.	Quantity	Value.	Quantity.	Value.
<b>RAILWAY PLANT AND ROLLING STOCK.</b>										
<b>Locomotives and Carriages, &amp;c. :</b>										
United Kingdom -	—	485,837	—	428,801	—	537,120	—	803,453	—	697,767
<b>Materials for Construction :</b>										
United Kingdom -	—	801,804	—	662,785	—	709,096	—	1,216,041	—	1,595,864
Other Countries -	—	1,410	—	0	—	0	—	40	—	10,587
	—	1,289,051	—	1,091,586	—	1,246,216	—	2,019,534	—	2,304,218
<b>STATIONERY (excluding paper) :</b>										
United Kingdom -	—	35,003	—	35,604	—	49,661	—	52,523	—	38,313
Other Countries -	—	0	—	0	—	314	—	323	—	938
	—	35,003	—	35,604	—	49,975	—	52,846	—	39,251
<b>TELEGRAPH MATERIALS :</b>										
United Kingdom -	—	70,317	—	74,083	—	24,893	—	32,442	—	41,098
Other Countries -	—	214	—	306	—	827	—	317	—	372
	—	70,531	—	74,389	—	25,720	—	32,759	—	41,470
<b>WOOL, MANUFACTURES OF.</b>										
<b>Piece Goods :</b>	Yds.		Yds.		Yds.		Yds.		Yds.	
United Kingdom -	952,961	147,961	877,186	134,899	762,095	124,232	741,242	136,178	740,774	147,772
Other Countries -	3	0	—	0	—	0	295	40	—	0
<b>Other sorts :</b>	Lbs.		Lbs.		Lbs.		Lbs.		Lbs.	
United Kingdom -	37,869	2,834	13,020	1,487	24,555	2,305	46,308	3,262	28,000	4,519
Other Countries -	658	50	—	0	—	0	—	0	—	0
	—	150,845	—	136,386	—	126,537	—	139,480	—	152,291
<b>ALL OTHER ARTICLES :</b>										
United Kingdom -	—	363,216	—	391,562	—	155,759	—	179,229	—	222,395
Other Countries -	—	7,780	—	5,729	—	7,422	—	11,173	—	7,116
	—	370,996	—	397,291	—	163,181	—	190,402	—	229,511
<b>TOTAL IMPORTS OF GOVERNMENT STORES.</b>										
United Kingdom -	—	3,646,338	—	3,046,053	—	3,210,779	—	3,580,476	—	4,164,131
Other Countries -	—	13,909	—	18,422	—	150,776	—	39,882	—	23,120
<b>Total</b> -	—	3,660,247	—	3,064,475	—	3,361,555	—	3,620,358	—	4,189,251



## No. 14.

QUANTITY and VALUE of EXPORTS of GOVERNMENT STORES (distinguishing Indian and Foreign Produce and Manufacture\*) from BRITISH INDIA.

ARTICLES.	1892-3.		1893-4.		1894-5.		1895-6.		1896 7.	
	Quantity	Value	Quantity	Value.	Quantity	Value.	Quantity	Value.	Quantity	Value
APPAREL :										
United Kingdom	—	84	—	1,642	—	1,108	—	765	—	52
	—	892	—	2,575	—	407	—	380	—	19,058
Other Countries	—	1,093	—	3,682	—	3,874	—	5,582	—	4,256
	—	1,567	—	1,741	—	1,042	—	1,869	—	223
ARMS AND AMMUNITION										
United Kingdom	—	593	—	8	—	2,140	—	58	—	187
	—	5,114	—	8	—	4,526	—	3,017	—	92
Other Countries	—	6,635	—	11,523	—	13,134	—	6,451	—	8,199
	—	3,871	—	3,571	—	2,538	—	4,921	—	2,623
CHEMICALS, DRUGS, AND MEDICINES :										
United Kingdom	0	0	0	0	—	8	0	0	—	36
	—	15	0	0	—	2,532	—	60	—	0
Other Countries	—	39	—	250	—	58	—	31	0	23
	—	993	—	977	—	1,342	—	767	—	1,251
COTTON :										
Twist and Yarn :										
United Kingdom	0	0	0	0	0	0	0	0	0	0
Other Countries	0	0	0	0	0	0	0	0	0	0
Manufactures :										
Piece goods -	Yds.		Yds.				Yds.			
United Kingdom	0	0	0	0	0	0	0	0	0	0
Other Countries	217	4	726	14	0	0	0	0	0	0
Other sorts :										
United Kingdom	0	0	0	0	0	0	0	0	0	0
Other Countries	0	287	—	139	—	161	—	367	0	7
	—	0	—	5	—	6	—	16	0	0
FLAX, MANUFACTURES OF										
United Kingdom	0	0	0	0	0	0	0	0	—	0
	0	0	0	0	0	0	0	0	—	1
Other Countries	—	0	—	44	0	0	0	0	0	0
	—	13	3,078	34	0	11	0	0	0	0
METALS :	Cwt		Cwt		Cwt.		Cwt.		Cwt.	
United Kingdom	—	350	—	5	0	0	0	0	—	11
	—	12	—	30	0	0	0	0	0	0
Other Countries	—	10,280	—	260	‡	18,934	‡	14,050	14	101
	—	109	—	179	55	59	118†	248	32	48
TELEGRAPH MATERIALS										
United Kingdom	—	160	—	201	—	2,436	—	1,110	—	85
	—	0	—	45	—	0	—	15	0	0
Other Countries	—	8,959	—	4,966	—	9,484	0	4,887	—	3,139
WOOL, MANUFACTURES OF :							Yds.			
United Kingdom	0	0	0	0	0	0	1,434	1,028	0	0
	0	0	0	0	‡	450	Lbs.	0	0	0
	0	0	0	0	3,000†	316	3,350	421	0	0
Other Countries	Yds.		Yds.		Yds.		Yds.		Yds.	
	6	1	109	20	0	0	0	0	0	0
	330	78	22	1	0	0	1,135	149	1,429	1,429
	Lbs.		Lbs.		Lbs.		Lbs.		Lbs.	
	642	42	2,704	222	1,419†	109	134	10	0	0
	—	7	25	3	50	9	124	17	3	1
ALL OTHER ARTICLES										
United Kingdom	—	2,758	—	3,860	—	4,148	—	4,961	—	7,582
	—	915	—	2,129	—	2,366	—	853	—	566
Other Countries	—	11,569	—	13,338	—	23,988	—	15,966	—	18,577
	—	3,032	—	4,256	—	2,543	—	3,595	—	2,252
TOTAL EXPORTS OF GOVERNMENT STORES :										
United Kingdom	—	10,893	—	10,458	—	20,437	—	12,663	—	27,670
Other Countries	—	48,585	—	45,321	—	78,342	—	58,935	—	42,129
Total	—	59,478	—	55,779	—	98,779	—	71,598	—	69,799

\* The figures in italics represent re-exports.

† Figures defective.

‡ Not stated.

## No. 15.

## IMPORTS OF TREASURE FROM DIFFERENT COUNTRIES.

COUNTRIES.	1892-3.	1893-4.	1894-5.	1895-6.	1896-7.
<b>GOLD :</b>					
UNITED KINGDOM - . . . . .	598,064	1,390,419	697,866	3,277,127	2,630,455
<b>BRITISH POSSESSIONS :</b>					
Aden - . . . . .	49,083	43,828	97,778	19,295	38,674
Cape Colony - . . . . .	0	0	0	0	3,384
Ceylon - . . . . .	0	0	7,149	4,726	1,037
China, Hong Kong	536,776	782,190	394,275	283,463	424,669
Straits Settlements	2,816	9,730	230	3,096	6,335
Mauritius - . . . . .	0	0	0	2,733	0
Natal - . . . . .	0	0	1,800	0	0
Australia - . . . . .	65,886	283,625	0	563,441	303,715
	654,561	1,119,373	501,232	876,754	777,814
<b>FOREIGN COUNTRIES :</b>					
Austria-Hungary - . . . . .	241	350	974	2,657	20,956
France - . . . . .	45,542	69,549	44,609	173,412	153,146
Germany - . . . . .	73	249	0	171	0
Italy - . . . . .	16	0	0	0	0
Russia in Europe - . . . . .	0	0	30	313	4,524
Turkey in Europe - . . . . .	0	27	0	0	66
Arabia - . . . . .	205,592	180,665	170,451	118,137	276,834
China, Treaty Ports	115,330	187,208	66,262	70,443	26,398
Japan - . . . . .	0	0	7,050	0	0
Persia - . . . . .	12,810	12,639	22,210	8,653	11,818
Siam - . . . . .	0	0	0	8	0
Turkey in Asia - . . . . .	11,888	12,820	17,093	21,250	16,026
Abyssinia - . . . . .	3,235	6,171	3,439	2,944	2,314
Egypt - . . . . .	72,291	115,858	167,790	451,417	542,246
Madagascar - . . . . .	9,832	22,491	32,817	11,333	12,142
Mozambique - . . . . .	40,711	13,059	5,891	4,552	1,513
Zanzibar - . . . . .	11,519	13,892	18,206	10,099	14,759
Other Countries - . . . . .	84	1,760	360	0	168
	529,164	636,738	557,182	875,389	1,082,910
<b>TOTAL - . . . .</b>	<b>1,781,789</b>	<b>3,146,530</b>	<b>1,756,280</b>	<b>5,029,270</b>	<b>4,491,179</b>
<b>SILVER :</b>					
UNITED KINGDOM - . . . . .	12,579,262	12,418,687	6,519,283	5,732,857	6,117,303
<b>BRITISH POSSESSIONS :</b>					
Malta - . . . . .	0	0	0	50	0
Aden - . . . . .	21,621	258,836	66,325	1,097	48,811
Ceylon - . . . . .	0	15,000	0	0	0
China, Hong Kong	193,332	271,570	128,563	275,629	445,487
Straits Settlements	587,768	176,036	47,723	17,605	15,639
Cape Colony - . . . . .	17,103	177,534	94,900	83,699	112,478
Mauritius - . . . . .	0	0	0	0	0
Natal - . . . . .	87,300	340,213	80,679	125,558	105,458
Australia - . . . . .	0	0	0	0	411
	0	0	552	6	1
	621,489	535,756	289,203	1,355,846	1,236,326
	1,528,613	1,774,945	707,945	1,859,490	1,964,611
<b>FOREIGN COUNTRIES :</b>					
Austria-Hungary - . . . . .	138,290	108,504	0	1	263
France - . . . . .	240,745	93,872	18,180	21,221	0
Germany - . . . . .	0	18	82	2	0
Italy - . . . . .	0	0	0	0	4
Arabia - . . . . .	284,034	374,471	223,715	225,084	177,108
China, Treaty Ports	278,270	61,993	0	0	9,717
Japan - . . . . .	0	1,000	5	133,883	1
Mekran and Somiani - . . . . .	1,893	2,981	2,293	510	3,344
Persia - . . . . .	68,712	168,169	152,652	117,287	140,214
Siam - . . . . .	0	21,000	22,200	9,000	8,800
Turkey in Asia - . . . . .	0	0	160	0	66
Abyssinia - . . . . .	14,426	198,574	143,469	103,245	89,875
Egypt - . . . . .	227	963	0	33	27
Madagascar - . . . . .	1,463	10,091	1,861	1,153	1,688
Mozambique - . . . . .	13,459	5,484	876	5	0
Zanzibar - . . . . .	1,786	396	11	0	110
United States - . . . . .	35,536	70,358	32,150	18,064	8,484
Other Countries - . . . . .	31,500	0	0	116,881	71,769
	9,805	3,220	45	0	0
	1,120,146	1,121,094	597,699	746,369	511,470
<b>TOTAL - . . . .</b>	<b>15,228,021</b>	<b>15,314,726</b>	<b>7,824,927</b>	<b>8,338,716</b>	<b>8,593,384</b>

## No. 15—concluded.

## IMPORTS OF TREASURE FROM DIFFERENT COUNTRIES—concluded.

COUNTRIES.	1892-3.	1893-4.	1894-5.	1895-6.	1896-7.
<b>TOTAL GOLD AND SILVER :</b>					
UNITED KINGDOM - - - - -	13,177,325	13,809,107	7,217,150	9,009,984	8,747,758
<b>BRITISH POSSESSIONS :</b>					
Malta - - - - -	0	0	0	50	0
Aden - - - - -	70,704	302,664	164,102	20,391	87,485
	{ Private - - - - -				
	{ Government - - - - -	0	15,000	0	0
Ceylon - - - - -	193,332	271,570	135,712	280,355	446,524
China, Hong Kong - - - - -	1,124,544	958,226	441,998	301,068	440,308
Straits Settlements - - - - -	19,918	187,264	95,130	86,794	118,813
Cape Colony - - - - -	0	0	0	0	3,384
Mauritius - - - - -	87,360	340,213	80,679	128,291	105,478
	{ Private - - - - -				
	{ Government - - - - -	0	0	0	411
Natal - - - - -	0	0	2,352	6	1
Australia - - - - -	687,375	819,581	289,203	1,919,287	1,540,641
	2,183,173	2,894,318	1,209,176	2,736,242	2,742,425
<b>FOREIGN COUNTRIES</b>					
Austria-Hungary - - - - -	128,532	108,854	974	2,653	21,218
France - - - - -	286,287	163,421	62,790	194,634	153,146
Germany - - - - -	73	266	82	173	0
Italy - - - - -	16	0	0	0	4
Russia in Europe - - - - -	0	0	31	313	4,524
Turkey in Europe - - - - -	0	27	0	0	66
Arabia - - - - -	489,626	555,135	394,165	343,221	453,942
China, Treaty Ports - - - - -	393,600	249,201	66,262	70,443	36,115
Japan - - - - -	0	1,000	7,055	133,883	1
Mekran and Sonmiani - - - - -	1,894	2,981	2,293	510	3,344
Persia - - - - -	81,522	180,868	174,862	125,940	152,032
	{ Private - - - - -				
	{ Government - - - - -	0	21,000	9,000	8,860
Siam - - - - -	0	0	160	8	66
Turkey in Asia - - - - -	26,313	211,394	160,562	124,485	105,901
Abyssinia - - - - -	3,462	7,134	3,439	2,977	2,342
Egypt - - - - -	73,754	125,950	169,651	452,570	543,934
Madagascar - - - - -	23,292	27,975	33,694	11,339	12,142
Mozambique - - - - -	42,497	13,455	5,901	4,552	1,623
Zanzibar - - - - -	47,055	84,250	50,355	28,163	23,243
United States - - - - -	31,500	0	0	116,881	71,769
Other Countries - - - - -	9,889	4,980	405	0	168
	1,649,312	1,757,831	1,154,881	1,621,760	1,594,380
<b>GRAND TOTAL - - - - -</b>	<b>17,009,810</b>	<b>18,461,256</b>	<b>9,581,207</b>	<b>13,367,986</b>	<b>13,084,563</b>

## No. 16.

## EXPORTS OF TREASURE TO DIFFERENT COUNTRIES.

COUNTRIES.	1892-3.	1893-4.	1894-5.	1895-6.	1896-7.
<b>GOLD.</b>					
UNITED KINGDOM - - - - -	4,244,102	2,453,616	6,720,470.	2,458,414	2,140,351
<b>BRITISH POSSESSIONS :</b>					
Aden - - - - -	0	1,600	401	40	25,677
China, Hong Kong	0	0	0	12,875	0
Straits Settlements	0	45	0	0	0
Australia - - - - -	0	0	0	0	3
	0	1,645	401	12,915	25,680
<b>FOREIGN COUNTRIES :</b>					
Austria-Hungary - - - - -	292,377	38,680	0	0	210
France - - - - -	56,295	7,527	7,201	6,840	4,871
Turkey in Europe	403	1,470	0	0	0
Arabia - - - - -	0	100	486	10,818	12,393
Japan - - - - -	0	0	0	193	0
Persia - - - - -	41	488	736	2,384	1,038
Turkey in Asia	0	1,753	1,080	10,743	10,394
Egypt - - - - -	0	0	0	1,010	2,800
Zanzibar - - - - -	54	0	0	0	0
United States	1,200	0	0	0	0
Abyssinia - - - - -	0	0	0	0	1,904
	350,370	50,023	9,503	31,988	33,610
<b>TOTAL - - - - -</b>	<b>4,594,472</b>	<b>2,505,284</b>	<b>6,730,374</b>	<b>2,503,317</b>	<b>2,200,141</b>
<b>SILVER :</b>					
UNITED KINGDOM - - - - -	129,876	70,611	23,982	10,884	123
<b>BRITISH POSSESSIONS</b>					
Gibraltar - - - - -	0	0	19,000	0	0
Malta - - - - -	200	0	0	0	0
Aden - - - - -	86,670	31,949	14,265	33,922	27,472
	20,500	72,500	60,000	20,000	9,988
Ceylon - - - - -	576,215	459,831	1,032,935	574,200	1,002,376
China, Hong Kong	0	48,192	21,974	95,551	25,986
Straits Settlements	47,267	176,638	32,703	513,664	1,076,696
Mauritius - - - - -	839,795	110,798	2,181	100,400	193,532
Natal - - - - -	100	300	3,142	3,915	9,277
Australia - - - - -	0	0	20	0	0
	1,620,747	900,208	1,186,220	1,346,652	2,345,327
<b>FOREIGN COUNTRIES :</b>					
Austria-Hungary - - - - -	9	36	0	0	0
France - - - - -	46,302	25,368	5,494	4,359	3,053
Holland - - - - -	0	2,560	1,590	0	0
Arabia - - - - -	172,238	177,377	95,496	129,521	124,323
	0	0	0	4,500	0
China, Treaty Ports	0	113,452	9,693	10,497	0
Japan - - - - -	0	8,200	0	820	0
Java - - - - -	0	2,835	3,834	0	0
Maldivo Islands	0	0	0	0	100
Mekran and Somman	1,050	0	0	100	0
	9,127	2,160	3,750	2,660	1,503
Persia - - - - -	115,817	152,902	91,459	90,004	110,840
	302	705	305	350	110
Siam - - - - -	25,000	31,600	15,000	17,500	23,200
Turkey in Asia	137,354	47,207	3,285	2,838	1,277
	0	0	4,000	0	0
Abyssinia - - - - -	850	1,100	1,000	305	323
Egypt - - - - -	600	65	219	2	16
Malagascar - - - - -	0	200	0	307	0
Mozambique - - - - -	2,000	6,707	0	3,000	7,700
Zanzibar - - - - -	193,000	48,275	50,172	130,095	116,650
United States	180	0	0	0	0
Other Countries	0	3,200	149	2,100	2,800
	613,829	624,089	285,496	398,953	391,905
<b>TOTAL - - - - -</b>	<b>2,364,452</b>	<b>1,594,908</b>	<b>1,495,698</b>	<b>1,756,494</b>	<b>2,737,355</b>

## No. 16—concluded.

## EXPORTS of TREASURE to DIFFERENT COUNTRIES—concluded.

COUNTRIES.	1892-3.	1893-4.	1894-5.	1895-6.	1896-7.
<b>TOTAL GOLD AND SILVER :</b>					
UNITED KINGDOM - - - - -	4,373,978	2,524,227	6,744,453	2,469,299	2,140,974
<b>BRITISH POSSESSIONS :</b>					
Gibraltar - - - - -	0	0	19,000	0	0
Malta - - - - -	200	0	0	0	0
Aden - - - - -	86,670	33,549	14,666	38,962	53,149
	{ Private				
	{ Government				
Ceylon - - - - -	576,215	459,832	1,032,935	574,200	1,002,376
China, Hong Kong - - - - -	0	48,192	21,974	108,426	25,986
Straits Settlements - - - - -	47,267	176,683	32,703	513,663	1,076,696
Mauritius - - - - -	889,794	110,798	2,181	100,400	103,532
Natal - - - - -	100	300	3,142	3,915	9,277
Australia - - - - -	0	0	20	0	3
	1,620,746	901,854	1,186,621	1,359,566	2,371,007
<b>FOREIGN COUNTRIES :</b>					
Austria-Hungary - - - - -	292,387	38,716	0	0	210
France - - - - -	102,597	32,895	12,695	11,199	7,928
Holland - - - - -	0	2,560	1,590	0	0
Turkey in Europe - - - - -	403	1,470	0	0	0
Arabia - - - - -	172,238	177,477	95,982	140,340	136,716
	{ Private				
	{ Government				
China, Treaty Ports - - - - -	0	113,452	9,692	10,497	0
Japan - - - - -	0	8,200	0	1,013	0
Java - - - - -	0	2,885	3,884	0	0
Maldivo Islands - - - - -	0	0	0	0	100
Mekran and Somniani - - - - -	1,050	0	0	100	0
	{ Private				
	{ Government				
Persia - - - - -	115,858	153,390	92,195	92,387	111,879
	{ Private				
	{ Government				
Siam - - - - -	25,000	31,600	15,000	17,500	23,200
Turkey in Asia - - - - -	137,354	48,964	4,365	13,581	11,671
	{ Private				
	{ Government				
Abyssinia - - - - -	850	1,100	1,000	305	2,227
Egypt - - - - -	600	65	219	1,012	2,816
Madagascar - - - - -	0	200	0	307	0
Mozambique - - - - -	2,000	6,707	0	3,000	7,700
Zanzibar - - - - -	103,054	48,275	50,172	130,095	116,650
United States - - - - -	1,380	0	0	0	0
Other Countries - - - - -	0	3,200	149	2,100	2,800
	964,200	674,111	294,098	430,946	425,515
<b>GRAND TOTAL - - - - -</b>	<b>6,958,924</b>	<b>4,100,192</b>	<b>8,226,072</b>	<b>4,259,811</b>	<b>4,937,496</b>

## No. 17.

## GROSS AMOUNT of CUSTOMS DUTY collected on ARTICLES of MERCHANDISE.

	1892-3.	1893-4.	1894-5.	1895-6.	1896-7.
<b>IMPORT DUTIES (in force prior to tariff of 1894) :</b>					
<b>Arms, Ammunition, and Military Stores :</b>					
Firearms, and parts thereof - - - - -	23,677	26,453	24,158	25,220	29,540
Gunpowder, common - - - - -	1,005	875	679	2,704	2,713
„ sporting - - - - -	1,859	1,708	1,846		
Other sorts - - - - -	4,622	5,456	5,555	5,944	4,962
	31,163	34,492	32,238	33,868	37,215
<b>Liquors :</b>					
Ale, Beer, and Porter - - - - -	19,078	17,404	15,729	19,047	18,813
Spirits - - - - -	543,226	529,505	549,879	590,899	591,039
Wines and Liqueurs - - - - -	47,790	48,479	45,804	52,349	49,157
Other sorts - - - - -	158	163	197	187	155
	610,252	595,551	611,609	662,482	659,164
<b>IMPORT DUTIES (imposed or increased in 1894) :</b>					
Cotton goods and yarns - - - - -	0	0	384,310	1,183,527	917,815
Petroleum - - - - -	202,309	263,582	317,995	400,001	412,618
Other Articles - - - - -	116	94,759	1,548,842	1,698,362	1,551,704
Total of Customs import duties apart from opium and salt - - - - -	843,840	988,384	2,894,994	3,978,240	3,578,516
Opium - - - - -	330	278	432	405	347
Salt - - - - -	2,546,638	2,518,951	2,541,399	2,595,669	2,577,715
<b>GRAND TOTAL - - - - -</b>	<b>3,390,808</b>	<b>3,507,613</b>	<b>5,436,825</b>	<b>6,574,314</b>	<b>6,156,578</b>
<b>EXPORT DUTIES :</b>					
Rice, in the husk - - - - -	15,213	17,905	16,703	15,178	13,641
„ not in the husk - - - - -	725,981	642,468	886,656	913,987	738,834
Rice-flour - - - - -	0	104	129	59	85
<b>TOTAL - - - - -</b>	<b>741,194</b>	<b>660,477</b>	<b>903,488</b>	<b>929,224</b>	<b>752,560</b>
<b>GRAND TOTAL OF CUSTOMS IMPORT AND EXPORT DUTIES - - - - -</b>	<b>4,132,002</b>	<b>4,168,090</b>	<b>6,340,313</b>	<b>7,503,538</b>	<b>6,909,138</b>

## DISTRIBUTION of PRIVATE IMPORT TRADE among the PRINCIPAL PORTS.

PORTS.		1892-3.	1893-4.	1894-5.	1895-6.	1896-7.
<b>BENGAL :</b>						
Calcutta - - - -	{ Merchandise -	23,169,119	28,948,152	26,361,420	26,825,632	30,126,369
	{ Treasure -	2,261,022	1,836,382	1,082,908	1,359,067	1,777,588
Chittagong - - - -	{ Merchandise -	42,985	241,015	276,280	324,845	151,496
	{ Treasure -	0	0	0	0	0
Other Ports - - - -	{ Merchandise -	13,162	10,564	9,483	41,340	2,369
	{ Treasure -	0	0	0	0	0
<b>BOMBAY :</b>						
Bombay - - - -	{ Merchandise -	25,224,342	29,262,414	28,786,724	27,866,711	26,855,083
	{ Treasure -	14,473,740	15,708,598	7,976,450	11,522,564	10,472,637
Karachi - - - -	{ Merchandise -	3,416,769	4,216,567	4,509,033	3,809,472	4,390,267
	{ Treasure -	137,844	597,640	324,951	176,410	316,592
Other Ports - - - -	{ Merchandise -	45,267	45,226	35,134	40,026	18,019
	{ Treasure -	100	0	0	1,236	0
<b>MADRAS :</b>						
Madras - - - -	{ Merchandise -	4,477,863	5,226,788	5,798,918	4,862,803	5,088,815
	{ Treasure -	24,780	94,175	20,578	56,355	187,812
Tuticorin - - - -	{ Merchandise -	295,851	344,781	292,340	251,881	267,778
	{ Treasure -	21,210	36,175	23,154	62,056	64,623
Negapatam - - - -	{ Merchandise -	213,269	193,732	210,169	168,423	177,985
	{ Treasure -	2,353	3,355	2,133	804	1,717
Coconada - - - -	{ Merchandise -	17,819	21,645	97,353	26,571	12,264
	{ Treasure -	0	0	0	0	0
Tellicherry - - - -	{ Merchandise -	7,830	8,546	13,681	17,433	16,644
	{ Treasure -	0	0	0	0	0
Calcut - - - -	{ Merchandise -	36,128	56,959	59,859	72,979	65,160
	{ Treasure -	0	0	0	0	0
Cochin - - - -	{ Merchandise -	25,222	36,533	56,741	54,652	48,088
	{ Treasure -	0	0	0	0	0
Mangalore - - - -	{ Merchandise -	25,587	30,206	28,246	31,604	29,463
	{ Treasure -	0	0	0	0	£38
Other Ports - - - -	{ Merchandise -	138,827	127,241	162,701	107,517	117,546
	{ Treasure -	68,190	55,711	75,006	62,529	128,639
<b>BURMA :</b>						
Rangoon - - - -	{ Merchandise -	5,300,380	5,061,750	3,356,987	4,604,658	4,431,076
	{ Treasure -	17,364	87,859	38,477	99,195	112,417
Moulmein - - - -	{ Merchandise -	102,804	83,028	57,578	66,917	75,301
	{ Treasure -	0	345	0	0	0
Bassein - - - -	{ Merchandise -	8,611	4,089	16,941	9,715	6,125
	{ Treasure -	0	0	0	0	0
Akyab - - - -	{ Merchandise -	4,884	4,862	4,614	4,254	3,431
	{ Treasure -	0	0	0	0	0
Other Ports - - - -	{ Merchandise -	23,311	32,860	33,231	28,362	31,418
	{ Treasure -	3,207	5,016	15,350	18,770	12,789
<b>TOTAL IMPORTS</b> - - - -	{ Merchandise -	62,605,030	73,956,957	70,167,438	69,316,395	71,914,697
	{ Treasure -	17,009,810	18,425,256	9,559,007	13,358,986	13,075,252

## No. 19.

## DISTRIBUTION of PRIVATE EXPORT TRADE among the PRINCIPAL PORTS.

PORTS.		1892-3.	1893-4.	1894-5.	1895-6.	1896-7.
<b>BENGAL :</b>						
Calcutta	{ Merchandise	40,471,000	40,978,993	44,957,846	45,491,029	44,634,388
	{ Treasure	570,643	292,709	848,065	202,813	327,813
Chittagong	{ Merchandise	840,154	660,485	796,908	779,626	602,464
	{ Treasure	0	0	0	0	0
Other Ports	{ Merchandise	318,730	329,672	256,988	317,931	323,493
	{ Treasure	0	0	0	0	0
<b>BOMBAY :</b>						
Bombay	{ Merchandise	40,450,332	38,736,680	34,371,984	37,933,015	33,162,284
	{ Treasure	6,129,336	3,525,913	7,136,861	3,549,484	4,454,768
Karachi	{ Merchandise	4,129,523	6,823,770	6,132,217	6,360,899	3,981,916
	{ Treasure	55,952	28,711	39,506	56,930	64,524
Other Ports	{ Merchandise	54	16	6	156	739
	{ Treasure	230	930	0	0	0
<b>MADRAS :</b>						
Madras	{ Merchandise	4,589,671	5,077,185	5,186,836	5,872,347	5,172,570
	{ Treasure	110,000	4,250	60,000	409,073	15,000
Tuticorin	{ Merchandise	1,506,793	1,410,767	1,921,291	1,732,675	1,625,097
	{ Treasure	20,000	98,400	60,000	10,000	27,800
Negapatam	{ Merchandise	531,696	509,256	543,418	397,896	595,334
	{ Treasure	6,200	892	9,200	3,900	4,470
Coconada	{ Merchandise	813,042	934,582	837,360	695,126	932,087
	{ Treasure	0	0	0	0	0
Tellicherry	{ Merchandise	929,184	733,368	675,255	726,941	550,569
	{ Treasure	0	0	0	0	0
Calicut	{ Merchandise	570,844	568,953	621,206	689,759	481,546
	{ Treasure	1,315	800	0	0	0
Cochin	{ Merchandise	570,693	416,832	617,864	709,183	537,445
	{ Treasure	0	0	0	0	0
Mangalore	{ Merchandise	476,723	644,622	712,314	718,971	629,423
	{ Treasure	0	0	0	0	0
Other Ports	{ Merchandise	1,136,775	1,373,927	1,365,922	1,269,455	1,307,716
	{ Treasure	318	1,532	1,735	0	110
<b>BURMA :</b>						
Rangoon	{ Merchandise	7,224,849	5,737,805	7,073,920	7,698,748	6,828,012
	{ Treasure	35,000	70,600	2,650	100	31,406
Moulmein	{ Merchandise	836,095	502,332	990,603	1,263,211	999,980
	{ Treasure	0	0	0	0	0
Akyab	{ Merchandise	529,539	291,176	688,244	663,098	521,469
	{ Treasure	0	0	0	0	0
Bassein	{ Merchandise	535,847	552,229	978,222	849,723	922,199
	{ Treasure	0	0	0	0	0
Other Ports	{ Merchandise	74,453	64,940	86,595	93,351	105,768
	{ Treasure	0	0	0	0	0
<b>TOTAL EXPORTS</b>		106,535,997 6,928,994	106,447,590 4,024,737	108,814,999 8,158,017	114,263,140 4,232,300	103,914,299 4,925,891



## No. 20.

VESSELS ENTERED and CLEARED, distinguishing STEAMERS and SAILING VESSELS, and STEAMERS which proceeded via SUEZ CANAL.

	1892-3		1893-4		1894-5		1895-6		1896-7	
	No	TONNAGE	No.	TONNAGE	No.	TONNAGE	No	TONNAGE	No	TONNAGE
ENTERED										
STEAM										
Via Suez Canal -	782	1,637,806	712	1,575,836	811	1,834,009	725	1,698,707	643	1,554,653
" other Routes	1,155	1,354,174	1,259	1,505,766	1,389	1,611,082	1,481	1,806,614	1,471	1,796,671
	1,937	2,991,980	1,971	3,081,602	2,200	3,445,091	2,206	3,505,321	2,114	3,351,324
SAILING - -	3,447	910,216	3,059	716,309	3,109	711,295	3,020	622,718	2,892	532,665
TOTAL - -	5,384	3,902,196	5,030	3,797,911	5,309	4,156,386	5,226	4,128,039	5,006	3,883,989
CLEARED.										
STEAM										
Via Suez Canal -	929	1,887,457	928	1,987,474	903	1,980,900	893	2,025,408	787	1,823,784
" other Routes	988	1,047,862	1,028	1,083,890	1,269	1,386,498	1,297	1,449,521	1,289	1,454,877
	1,917	2,935,319	1,956	3,071,364	2,172	3,367,398	2,190	3,474,929	2,076	3,278,661
SAILING - -	3,422	854,776	3,009	796,611	3,096	732,038	2,881	623,632	2,858	535,935
TOTAL - -	5,339	3,790,095	4,965	3,867,975	5,268	4,099,436	5,071	4,098,561	4,934	3,814,596

## No. 21.

VESSELS ENTERED and CLEARED, distinguishing STEAMERS and SAILING VESSELS with CARGOES and in BALLAST.

	1892-3.		1893-4.		1894-5		1895-6.		1896-7.	
	No	TONNAGE	No	TONNAGE	No	TONNAGE	No.	TONNAGE	No.	TONNAGE
ENTERED										
WITH CARGOES										
Steam - -	1,585	2,544,440	1,623	2,610,037	1,819	2,911,794	1,835	2,949,232	1,775	2,877,982
Sailing - -	2,238	442,105	2,025	453,067	1,966	401,363	2,021	362,029	1,890	299,020
	3,823	2,986,545	3,648	3,063,104	3,785	3,313,157	3,856	3,311,261	3,665	3,177,002
IN BALLAST										
Steam - -	352	447,540	348	471,565	381	533,297	371	556,089	339	473,342
Sailing - -	1,209	468,111	1,034	263,242	1,143	309,932	999	260,689	1,002	233,645
	1,561	915,651	1,382	734,807	1,524	843,229	1,370	816,778	1,341	706,987
TOTAL - -	5,384	3,902,196	5,030	3,797,911	5,309	4,156,386	5,226	4,128,039	5,006	3,883,989
CLEARED.										
WITH CARGOES										
Steam - -	1,803	2,846,657	1,851	2,999,532	2,066	3,217,475	2,066	3,341,190	1,926	3,078,441
Sailing - -	2,782	759,331	2,459	700,421	2,566	654,055	2,457	547,271	2,363	456,364
	4,585	3,605,988	4,310	3,699,953	4,632	3,901,530	4,523	3,888,461	4,289	3,534,805
IN BALLAST										
Steam - -	114	88,662	105	71,832	106	119,923	124	133,739	150	200,220
Sailing - -	640	95,445	550	96,190	530	77,983	424	76,361	495	79,571
	754	184,107	655	168,022	636	197,906	548	210,100	645	279,791
TOTAL - -	5,339	3,790,095	4,965	3,867,975	5,268	4,099,436	5,071	4,098,561	4,934	3,814,596

## No. 22.

## VESSELS ENTERED and CLEARED, distinguishing COUNTRIES

COUNTRIES.	1892-3		1893-4.		1894-5.		1895-6		1896-7	
	No.	TONNAGE	No.	TONNAGE	No.	TONNAGE	No.	TONNAGE	No.	TONNAGE
ENTERED.										
UNITED KINGDOM	662	1,403,162	599	1,338,015	698	1,604,089	595	1,412,425	481	1,191,295
BRITISH POSSESSIONS:										
Malta - . . .	2	2,684	0	0	0	0	0	0	0	0
Aden - . . .	96	161,807	89	153,009	81	146,089	70	137,186	48	108,052
Ceylon - . . .	2,496	483,280	2,423	518,833	2,701	638,223	2,586	646,015	2,746	745,641
China, Hong Kong	86	142,866	72	114,905	61	98,636	68	113,719	77	136,087
Straits Settlements	289	377,852	287	387,698	258	385,034	332	470,562	293	396,408
Cape Colony - .	65	90,094	34	45,892	50	53,268	39	44,841	39	42,317
Mauritius - . .	91	107,115	71	95,337	93	126,243	79	124,120	63	106,994
Natal - . . .	44	42,854	42	51,283	35	35,477	34	34,927	39	29,847
Demerara - . .	1	1,613	1	1,667	0	0	0	0	0	0
Australia - . .	38	59,993	21	37,807	30	55,742	27	52,397	34	65,077
Other Countries -	6	7,990	1	1,620	3	3,955	2	4,322	2	1,928
	3,214	1,478,148	3,041	1,408,051	3,312	1,542,667	3,237	1,628,089	3,341	1,632,351
FOREIGN COUNTRIES:										
Austria-Hungary	26	55,703	29	66,884	26	60,049	28	64,591	35	85,238
Belgium - . .	9	15,842	7	12,274	7	12,086	12	20,516	8	19,583
France - . . .	5	9,253	3	5,338	5	9,629	10	23,347	17	38,825
Germany - . .	65	114,627	79	143,898	96	172,245	91	167,211	77	150,783
Holland - . .	1	1,640	0	0	0	0	0	0	0	0
Italy - . . .	19	46,686	18	42,166	19	45,455	17	42,978	15	32,255
Portugal - . .	0	0	0	0	0	0	1	3,588	0	0
Russia in Europe	0	0	0	0	0	0	0	0	3	7,535
Turkey in Europe	0	0	0	0	1	1,529	0	0	0	0
Arabia - . . .	280	87,082	265	81,383	252	76,483	253	86,376	199	63,360
China, Treaty Ports	35	65,667	29	56,778	26	49,952	29	61,732	25	54,301
Japan - . . .	4	8,180	18	41,954	25	56,893	37	82,854	46	102,063
Java - . . .	17	26,127	13	17,507	22	36,194	5	10,296	10	19,188
Maldiv Islands -	21	3,039	15	1,506	15	1,910	15	2,280	10	1,399
Mekran and Sonmani	235	11,162	212	11,053	218	10,894	242	13,622	191	11,488
Persia - . . .	129	63,496	133	67,968	114	70,343	116	66,793	136	79,637
Russia in Asia -	48	82,349	44	86,788	32	64,763	48	101,545	46	101,731
Siam - . . .	16	2,819	25	7,708	38	14,179	50	16,356	46	9,575
Sumatra - . .	6	6,506	2	4,850	1	297	2	2,974	3	3,123
Turkey in Asia -	284	64,042	230	74,412	175	50,431	201	46,434	113	42,840
Egypt - . . .	45	82,971	18	31,070	24	47,605	8	16,205	11	22,779
Mozambique - .	17	6,681	22	5,197	23	8,827	18	9,694	26	18,231
Réunion - . .	27	14,237	13	8,174	5	5,764	5	7,514	5	4,019
Zanzibar - . .	64	39,635	48	30,600	48	42,607	86	60,423	60	48,616
America, South and Central	93	125,075	40	42,573	43	47,029	36	41,231	4	2,931
United States -	40	70,150	83	163,872	42	79,099	34	65,152	41	80,093
Other Countries -	22	17,917	44	47,892	42	45,367	50	73,813	57	60,750
	1,508	1,020,886	1,390	1,051,845	1,299	1,009,630	1,394	1,087,525	1,184	1,060,343
TOTAL	5,384	3,902,196	5,030	3,797,911	5,309	4,156,386	5,226	4,128,039	5,006	3,883,989

## No. 22—concluded.

## VESSELS ENTERED and CLEARED, distinguishing COUNTRIES—concluded

COUNTRIES	1892-3.		1893-4		1894-5		1895-6		1896-7	
	No	TONNAGE	No	TONNAGE	No	TONNAGE	No	TONNAGE	No	TONNAGE
CLEARED										
UNITED KINGDOM	648	1,315,489	606	1,316,349	529	1,180,553	548	1,254,805	471	1,115,415
BRITISH POSSESSIONS										
Malta - - -	4	5,985	4	6,969	7	13,193	0	0	0	0
Aden - - -	41	61,415	49	71,601	41	64,609	41	71,512	33	69,113
Ceylon - - -	2,581	363,543	2,457	394,344	2,722	538,320	2,539	496,085	2,750	570,473
China, Hong Kong Straits Settlements	87	145,889	68	110,102	59	95,978	77	133,543	82	150,941
Cape Colony - -	231	268,519	219	269,727	239	328,147	296	379,555	255	308,358
Mauritius - - -	7	5,951	8	8,488	9	9,929	10	11,230	7	7,240
Natal - - -	55	52,120	68	79,772	56	67,438	61	91,985	32	42,722
Demerara - - -	17	10,865	16	10,623	19	12,066	17	12,308	35	24,776
West Indies - -	15	18,821	18	24,060	15	21,853	8	9,146	8	9,213
Australia - - -	12	13,448	8	9,441	14	17,514	10	11,991	10	11,435
Other Countries -	24	40,692	20	36,175	21	32,083	24	46,733	21	37,465
	5	6,426	6	6,756	6	9,299	3	3,804	4	5,445
	3,079	993,674	2,941	1,028,058	3,208	1,230,429	3,086	1,269,892	3,237	1,236,281
FOREIGN COUNTRIES										
Austria-Hungary	29	58,298	32	68,712	36	79,857	29	68,874	29	65,184
Belgium - - -	47	95,900	73	154,511	44	101,733	34	82,621	17	51,641
France - - -	121	238,667	161	321,014	121	259,916	98	217,375	83	183,430
Germany - - -	98	178,167	92	167,801	112	220,074	98	189,247	90	190,803
Holland - - -	14	25,672	24	52,826	23	54,038	9	19,779	6	15,473
Italy - - -	32	69,811	35	77,752	24	55,980	34	75,567	29	61,952
Portugal - - -	1	852	1	764	5	3,323	3	2,340	0	0
Russia in Europe	5	6,955	4	7,956	1	2,781	1	2,254	5	14,172
Spain - - -	6	9,016	3	5,721	6	9,273	4	7,425	2	3,730
Turkey in Europe	0	0	0	0	0	0	0	0	2	4,979
Arabia - - -	248	83,031	197	81,892	222	80,467	209	80,840	150	65,888
China, Treaty Ports - - -	48	96,082	44	89,178	55	119,975	32	70,906	31	66,887
Japan - - -	3	7,209	14	34,658	20	44,211	17	41,093	26	62,830
Java - - -	7	12,180	8	13,205	8	17,837	9	16,631	19	37,806
Maldiv Islands Mekian and Sonnani - - -	16	1,977	21	2,434	23	2,496	14	1,737	14	1,894
Persia - - -	216	10,651	167	9,580	171	10,100	203	14,000	156	9,949
Russia in Asia -	135	64,906	114	66,279	113	69,348	126	85,053	104	74,950
Siam - - -	0	0	0	0	0	0	0	0	5	11,262
Sumatra - - -	8	5,793	14	6,407	23	2,694	28	2,996	21	2,120
Turkey in Asia -	4	1,085	0	0	2	594	0	0	0	0
Egypt - - -	121	37,469	75	23,510	76	33,819	55	48,873	50	30,208
Mozambique - -	157	254,511	106	183,390	142	257,765	159	302,129	154	299,913
Ru'union - - -	58	14,878	38	5,513	35	5,568	37	9,776	27	12,024
Zanzibar - - -	24	12,182	11	6,786	3	2,997	3	4,576	2	2,371
America, South and Central United States -	63	15,925	75	24,576	90	34,152	82	46,149	65	46,867
West Indies - -	68	62,042	62	62,889	84	90,244	56	62,510	63	66,418
Other Countries -	59	104,616	29	52,273	58	112,451	45	88,214	29	59,712
	1	542	1	435	0	0	3	2,839	0	0
	23	12,515	17	3,506	34	16,761	49	30,060	47	20,437
	1,612	1,480,932	1,418	1,523,568	1,531	1,688,454	1,437	1,573,864	1,226	1,462,900
TOTAL - - -	5,330	3,790,095	4,965	3,867,975	5,268	4,099,436	5,071	4,098,561	4,934	3,814,596

## No. 23.

## VESSELS ENTERED and CLEARED, distinguishing NATIONALITIES

NATIONALITIES.	1892-3.		1893-4.		1894-5.		1895-6.		1896-7	
	No.	TONNAGE	No.	TONNAGE	No.	TONNAGE	No.	TONNAGE	No.	TONNAGE
ENTERED.										
BRITISH . . .	2,047	3,158,225	1,976	3,076,277	2,209	3,406,546	2,115	3,314,415	1,989	3,086,971
BRITISH INDIAN	1,035	150,124	925	134,821	997	145,711	868	131,049	921	138,101
FOREIGN :										
Austro - Hun- } garian . . . . .	51	88,067	54	112,790	52	107,770	54	113,347	62	133,382
Danish . . . . .	8	5,340	1	615	2	1,081	3	2,183	9	5,368
Dutch . . . . .	3	3,658	3	3,269	2	2,852	3	4,784	0	0
French . . . . .	54	41,998	55	41,981	45	40,174	65	79,285	58	79,677
German . . . . .	143	203,785	126	193,586	124	187,624	141	224,007	123	217,244
Italian . . . . .	44	73,541	35	61,050	31	60,937	29	57,245	28	48,150
Norwegian . . . . .	34	32,305	26	31,733	47	50,201	45	46,501	42	38,037
Portuguese . . . . .	29	3,279	38	1,596	31	856	35	1,441	18	694
Russian . . . . .	1	2,005	1	2,005	4	10,020	4	8,102	2	2,182
Turkish . . . . .	23	3,930	9	3,317	17	10,167	13	2,890	9	1,539
Swedish . . . . .	2	1,291	5	3,651	3	1,985	4	3,650	10	8,260
Arabian . . . . .	289	37,203	226	31,389	238	31,680	273	37,241	165	24,090
Mekranese . . . . .	26	721	17	579	5	453	7	350	11	662
Persian . . . . .	3	839	2	787	1	624	1	228	0	0
Japanese . . . . .	0	0	3	6,116	5	9,488	8	15,810	10	21,208
Siamese . . . . .	20	5,021	18	5,268	2	556	0	0	1	20
American . . . . .	3	3,416	3	3,438	7	8,606	4	4,080	1	1,172
Others . . . . .	1	1,502	1	904	2	159	4	463	1	40
	734	507,901	623	504,074	618	525,233	693	601,607	550	581,725
NATIVE . . . . .	1,568	85,946	1,506	82,739	1,485	78,896	1,550	80,968	1,546	77,192
TOTAL . . . . .	5,384	3,902,196	5,030	3,797,911	5,309	4,156,386	5,226	4,128,039	5,006	3,883,989
CLEARED.										
BRITISH . . . . .	2,010	3,072,646	2,020	3,186,479	2,208	3,378,303	2,128	3,323,827	1,980	3,078,271
BRITISH INDIAN	1,063	156,185	953	136,788	996	142,481	884	130,804	926	137,856
FOREIGN :										
Austro - Hun- } garian . . . . .	52	89,625	54	109,812	53	110,260	60	124,011	50	106,347
Danish . . . . .	7	4,833	2	1,230	2	1,081	1	610	11	6,939
Dutch . . . . .	3	3,658	3	3,269	2	2,852	2	2,604	1	2,180
French . . . . .	52	37,196	59	44,249	44	41,308	67	83,203	58	76,722
German . . . . .	117	162,155	117	166,060	114	174,830	129	199,746	113	193,970
Italian . . . . .	49	77,699	35	63,829	30	58,581	30	58,083	26	48,705
Norwegian . . . . .	39	37,177	24	29,602	44	44,742	43	46,574	38	37,511
Portuguese . . . . .	16	3,166	9	934	10	889	8	872	4	338
Russian . . . . .	1	2,005	1	2,786	4	10,020	3	5,226	2	3,867
Turkish . . . . .	18	3,224	5	2,624	16	9,394	16	4,888	2	1,759
Swedish . . . . .	1	973	5	3,145	3	2,124	5	4,335	9	7,795
Arabian . . . . .	270	39,270	177	25,451	224	30,372	225	31,817	150	22,116
Mekranese . . . . .	25	614	16	599	5	443	9	701	12	770
Persian . . . . .	4	1,011	2	1,233	2	802	2	1,213	0	0
Japanese . . . . .	0	0	3	6,116	5	9,186	0	0	4	9,235
Siamese . . . . .	18	5,004	17	4,726	1	278	0	0	1	20
American . . . . .	8	11,604	2	2,205	3	3,550	5	4,210	1	978
Others . . . . .	1	1,502	1	904	2	48	0	0	2	2,089
	681	480,806	532	468,774	564	500,760	605	568,093	484	521,341
NATIVE . . . . .	1,585	80,458	1,460	75,934	1,500	77,892	1,454	75,837	1,544	77,128
TOTAL . . . . .	5,339	3,790,095	4,965	3,867,975	5,268	4,099,436	5,071	4,098,561	4,934	3,814,596

## No. 24.

## VESSELS BUILT at INDIAN PORTS

	1892-3		1893-4.		1894-5.		1895-6.		1896-7.	
	No.	TONNAGE	No.	TONNAGE	No.	TONNAGE	No.	TONNAGE	No.	TONNAGE
<b>BENGAL:</b>										
Chittagong : Sailing	1	133	3	463	6	1,073	1	59	9	761
Balasore       "   "	0	0	0	0	0	0	0	0	0	0
Calcutta : Steam	0	0	0	0	0	0	0	0	0	0
<b>BOMBAY</b>										
Bombay Steam	0	0	3	168	2	22	2	40	5	99
Sailing	8	236	16	564	2	39	3	178	5	309
Karachi       "   "	4	195	5	159	6	271	10	236	12	529
Other Ports   "   "	40	905	40	809	30	798	49	1,166	23	522
<b>MADRAS</b>										
Calicut : Sailing	0	0	0	0	0	0	0	0	0	0
Masulpatam   "   "	0	0	0	0	0	0	0	0	0	0
Other Ports   "   "	12	356	15	407	13	263	18	362	16	332
<b>BURMA</b>										
Rangoon : Steam	0	0	1	32	0	0	0	0	0	0
Sailing	0	0	0	0	1	93	0	0	0	0
Moulmein . Steam	0	0	0	0	0	0	1	52	1	39
Sailing	1	139	3	284	3	179	0	0	2	125
Tavoy         "   "	2	19	7	264	3	138	2	59	4	202
Merguic       "   "	4	158	5	130	2	25	4	60	4	57
<b>TOTAL</b>	<b>72</b>	<b>2,141</b>	<b>98</b>	<b>3,280</b>	<b>68</b>	<b>2,811</b>	<b>90</b>	<b>2,212</b>	<b>81</b>	<b>2,975</b>

## No. 25.

## VESSELS FIRST REGISTERED at INDIAN PORTS.

	1892-3.		1893-4.		1894-5.		1895-6.		1896-7.	
	No.	TONNAGE	No.	TONNAGE	No.	TONNAGE	No.	TONNAGE	No.	TONNAGE
<b>Under the English Merchant Shipping Act</b>										
Bengal Steam	1	982	0	0	0	0	2	371	2	382
Sailing	0	0	0	0	0	0	0	0	0	0
Bombay Steam	0	0	7	4,747	0	0	4	4,162	2	2,158
Sailing	0	0	2	473	1	473	2	29	0	0
Burma Steam	2	73	1	32	0	0	2	87	1	39
Sailing	1	809	0	0	0	0	1	93	0	0
	<b>4</b>	<b>1,864</b>	<b>10</b>	<b>5,252</b>	<b>1</b>	<b>473</b>	<b>11</b>	<b>4,742</b>	<b>5</b>	<b>2,579</b>
<b>Under the Indian Merchant Shipping Acts</b>										
Bengal Sailing	1	214	0	0	0	0	0	0	1	18
Bombay Steam	0	0	3	163	2	22	1	20	2	27
Sailing	81	3,062	83	2,326	78	3,232	104	3,125	52	1,714
Madras Sailing	20	552	18	575	18	408	25	522	16	332
Burma Sailing	12	410	15	678	8	342	8	164	10	442
	<b>114</b>	<b>4,238</b>	<b>119</b>	<b>3,742</b>	<b>106</b>	<b>4,004</b>	<b>138</b>	<b>3,831</b>	<b>81</b>	<b>2,533</b>
<b>TOTAL</b>	<b>118</b>	<b>6,102</b>	<b>129</b>	<b>8,994</b>	<b>107</b>	<b>4,477</b>	<b>149</b>	<b>8,573</b>	<b>86</b>	<b>5,112</b>

No. 26.

## TRADE OF ADEN.

	1892-3.	1893-4.	1894-5.	1895-6.	1896-7.
<b>FOREIGN TRADE :</b>	Rx.	Rx.	Rx.	Rx.	Rx.
<b>Imports :</b>					
Merchandise . . . . .	2,624,197	2,400,910	2,551,966	2,852,233	3,015,704
Treasure . . . . .	338,721	516,976	561,279	611,627	730,737
<b>Exports :</b>					
Merchandise . . . . .	2,894,215	2,816,018	2,910,093	3,314,440	3,148,391
Treasure . . . . .	390,067	342,301	443,605	711,117	544,854
<b>TOTAL . . . . .</b>	<b>6,247,200</b>	<b>6,076,205</b>	<b>6,466,943</b>	<b>7,489,417</b>	<b>7,439,686</b>
<b>INDIAN TRADE :</b>					
<b>IMPORTS :</b>					
Merchandise . . . . .	1,118,338	1,089,971	1,226,361	1,081,780	1,087,387
Treasure . . . . .	69,803	31,707	44,466	128,233	84,816
<b>Exports :</b>					
Merchandise . . . . .	103,650	121,772	148,901	100,480	111,935
Treasure . . . . .	127,826	292,399	192,265	42,145	114,256
<b>TOTAL . . . . .</b>	<b>1,419,617</b>	<b>1,535,849</b>	<b>1,611,993</b>	<b>1,352,638</b>	<b>1,398,394</b>
<b>INLAND TRADE :</b>					
<b>Imports :</b>					
Merchandise . . . . .	317,045	318,103	363,275	393,989	302,771
Treasure . . . . .	6,189	7,324	4,814	4,975	6,075
<b>Exports :</b>					
Merchandise . . . . .	141,314	168,045	188,358	187,548	208,412
Treasure . . . . .	44,145	32,854	44,840	38,963	26,646
<b>TOTAL . . . . .</b>	<b>508,693</b>	<b>526,326</b>	<b>601,287</b>	<b>625,475</b>	<b>543,904</b>
<b>GRAND TOTAL . . . . .</b>	<b>8,175,510</b>	<b>8,138,380</b>	<b>8,680,223</b>	<b>9,467,530</b>	<b>9,381,984</b>

Revenue and Statistics  
Department, India Office,  
2nd February 1898.

**Challenger, H.M.S.** A Report on the Scientific Results of the voyage of, during the years 1873-1876, under the command of Captain George S. Nares, B.N., F.R.S., and Captain Frank Turle Thomson, R.N. Prepared under the superintendence of the late Sir C. Wyville Thomson, Knt., F.R.S., and now of John Murray, Ph.D., V.P.R.S.E. Complete in Fifty Volumes. Price 101*l.* 15*s.*

**Record Office Publications:—**

- I. CALENDARS. Imp. 8vo. Cloth. Price 15*s.* per vol. —  
 TREASURY BOOKS AND PAPERS. Vol. VII. 1729-1730 Price 15*s.*  
 PATENT ROLLS. Edward IV. Vol. I. A.D. 1461-1467. Price 15*s.*
- II. LISTS AND INDEXES. No. VIII. Minister Accounts. Part II, Appendix and Index. Price 3*s.*
- III. PRIVY COUNCIL OF ENGLAND. ACTS OF THE. New series Edited by J. R. Dasent, M.A. Vol. XIV A.D. 1586-1587. Vol. XV. 1587-1588. Vol. XVI. 1588. Price 10*s.* each.
- IV. CHRONICLES OF ENGLAND.—Royal 8vo. Half bound. Price 10*s.* per vol. —  
 THE RED BOOK OF THE EXCHEQUER. Parts I, II, and III. Edited by Hubert Hall, F.S.A.
- VI.—SCOTTISH :  
 EXCHEQUER ROLLS OF SCOTLAND. Vol. XVII. 1537-1542. Price 10*s.*  
 GREAT SEAL OF SCOTLAND. Register of the. Vol. IX. A.D. 1634-1651. Price 15*s.*
- VII. IRISH :—  
 ULSTER. Annals of. Vol. III. A.D. 1379-1541. 640 pp. Price 10*s.*

**Military:—**

- AMMUNITION. Treatise on. 1897. 6th Edition. Price 6*s.*  
 ARTILLERY. Field. Service Handbook. 1897. Price 7*s.* 6*d.*  
 ARTILLERY DRILL. Garrison. Vol. II. Price 1*s.*  
 INFANTRY. Mounted. Regulations for. 1897. Price 9*d.*  
 MEDICAL STAFF. ARMY. Regulations for Admission to the. 1897. Price 1*d.*  
 MECHANISM as applied to Artillery. Notes on. Price 9*d.*  
 MUSKETRY REGULATIONS. 1898. Price 9*d.*  
 RANGE-FINDING, FIELD. With Watkin Field Range-finder and Telemeter. Handbook for. Price 1*s.*  
 RIFLE AND CARBINE EXERCISES. (Lee-Metford.) Manual, Firing, and Bayonet Exercises and Firing Exercise for Webley Pistol. 1896. Price 3*d.*  
 SADDLES AND COLLARS, SORE BACKS AND SORE SHOULDERS. Manual of. 3rd Edition. Price 1*s.*  
 STEAM ENGINES AND BOILERS. Notes and Memoranda upon the Management of. Price 1*d.*  
 VOLUNTEER FORCE. Regulations for the. 1897. Price 1*s.*

**Naval:—**

- DOCK BOOK. Containing Dimensions of the Wet and Dry Docks, Patent slips, &c., of the world. 3rd edition. Price 6*s.*  
 UNIFORM REGULATIONS FOR PETTY OFFICERS, MEN AND BOYS OF THE FLEET. February, 1897. Price 6*d.*

**Geological:**

- SOILS AND SUB-SOILS. From a Sanitary point of view, with especial reference to London and its Neighbourhood. By Horace B. Woodward, F.R.S. Price 2*s.* 6*d.*

**Local Government Board:**

- COUNTY BOROUGH, URBAN AND RURAL DISTRICTS, ON 1st September, 1895. Statement of. With notes, &c., showing changes to 1st April, 1897. Price 2*s.*  
 BOARDING OUT OF PAUPER CHILDREN. Report of Miss M. H. Mason. Price 2*d.*

**Home Office:—**

- PETROLEUM ACT, 1871. Carbide of Calcium. Order in Council of 26th February, 1897. Price 1*d.*  
 EXPLOSIVES. List of. Corrected to 1st January, 1897. Price 6*d.*

**Land Registry.** Land Transfer Act, 1875. General Instructions as to the Registration and Transfer of Land under; with the Act, Rules, and Orders, Fees, and General Index Price 1*s.*

- EXAMPLES OF MODES OF REGISTRATION. Certificates, Registers, &c., &c., in use in the Land Registry. Price 2*s.* 6*d.*

**Emigrants' Information Office, 31, Broadway, Westminster, S.W., viz. :—**

- COLONIES, HANDBOOKS FOR. 8vo. Wrapper.  
 No. 1. Canada. 2. New South Wales. 3. Victoria. 4. South Australia. 5. Queensland. 6. Western Australia. 7. Tasmania. 8. New Zealand. 9. Cape Colony. 10. Natal. Price 1*d.* each  
 No. 11. Professional Handbook dealing with Professions in the Colonies. 12. Emigration Statutes and General Handbook. Price 3*d.* each.  
 No. 13. (viz., Nos. 1 to 12 in cloth). Price 2*s.*  
 CONSULAR REPORTS, SUMMARY OF. America, North and South. January 1897. Price 2*d.*  
 INTENDING EMIGRANTS, INFORMATION FOR :—Argentine Republic, price 2*d.* California, price 1*d.* Ceylon, price 1*d.* Maryland, price 1*d.* Newfoundland, May 1897, price 1*d.* South African Republic, price 2*d.* West Indies, price 2*d.*

**Foreign Office:—**

- AFRICA BY TREATY. The map of. By Sir Edward Hertslet, K.C.B. Three vols. price 31*s.* 6*d.*  
 COMMERCIAL TREATIES. (Hertslet's) A complete collection of Treaties &c., &c., between Great Britain and Foreign Powers so far as they relate to Commerce and Navigation, &c., &c. By Sir Edward Hertslet, K.C.B., &c., &c. Vols. I. to XIX. (Vol. VI. is out of print.) Price 15*s.* each.  
 STATE PAPERS. British and Foreign Vol. 80. General Index (chronologically and alphabetically arranged) to Vols. 65 to 79. (1873 to 1888.) Vol. 81. 1888-1889. Vol. 82. 1889-1890. Vol. 83. 1890-1891. Price 10*s.* each.

**Board of Trade Journal,** of Tariff and Trade Notices and Miscellaneous Commercial Information. Published on the 15th of each Month. Price 6*d.* Index to Vols. 1 to 14. July 1886 to June 1893. And to Vols XV. to XX. July 1893 to June 1896. Price 1*s.* 6*d.*

**Kew, Royal Botanic Gardens:—**Bulletins of Miscellaneous Information. Volume for 1896. Price 3*s.*  
 Monthly parts, 1897, price 4*d.*

**Liquor Licensing Laws Commission.** Minutes of Daily Evidence. Price (per day) 2*d.*

T A B L E S  
RELATING TO  
THE FOREIGN SEA-BORNE  
TRADE OF BRITISH INDIA  
WITH  
BRITISH POSSESSIONS AND FOREIGN  
COUNTRIES  
FOR THE  
FIVE YEARS  
1892-93 TO 1896-97.

---

Presented to both Houses of Parliament by Command of Her Majesty.

---



LONDON:  
PRINTED FOR HER MAJESTY'S STATIONERY OFFICE,  
BY WYMAN AND SONS, LIMITED, FETTER LANE, E.C.

And to be purchased, either directly or through any Bookseller, from  
EYRE AND SPOTTISWOODE, EAST HARDING STREET, FLEET STREET, E.C., and  
32, ABINGDON STREET, WESTMINSTER, S.W.; or  
JOHN MENZIES & Co., 12, HANOVER STREET, EDINBURGH, and  
90, WEST NILE STREET, GLASGOW; or  
HODGES, FIGGIS, & Co, LIMITED, 104, GRAFTON STREET, DUBLIN.

1898.



REVIEW AND TABLES  
RELATING TO THE  
TRADE OF BRITISH INDIA  
WITH  
BRITISH POSSESSIONS AND FOREIGN  
COUNTRIES  
FOR THE  
FIVE YEARS  
1893-94 TO 1897-98.

---

Presented to both Houses of Parliament by Command of Her Majesty.

---



LONDON:

PRINTED FOR HER MAJESTY'S STATIONERY OFFICE,  
BY WYMAN AND SONS, LIMITED, FETTER LANE, E.C.

And to be purchased, either directly or through any Bookseller, from  
EYRE AND SPOTTISWOODE, 32, ABINGDON STREET, FLEET STREET, E.C. and  
JOHN MENZIES & CO., 90, WESTMINSTER STREET, S.W.; or  
HODGES, FIGGIS, & Co., LIMITED, 104, GRAFTON STREET, DUBLIN.

P. S. KING & SON  
Parliamentary Booksellers  
& Bookbinders  
Great Smith Street, Westminster

1898.

[C. -9120] Price 2s.

# SALE OF GOVERNMENT PUBLICATIONS.

The under-mentioned Firms have been appointed sole Agents for the sale of Government Publications, including Parliamentary Reports and Papers, Acts of Parliament, Record Office Publications, &c, &c, and all such works can be purchased from them either directly or through retail booksellers, who, under the provisions of the sale agency contracts, are entitled to a discount of 25 per cent. from the selling prices:—

## IN ENGLAND.—

For all publications *excepting* Ordnance and Geological Maps, the Hydrographical Works of the Admiralty and Patent Office Publications.—MESSRS. EYRE & SPOTTISWOODE, East Harding Street, E.C.

For Geological Maps.—MR. E. STANFORD, Cockspur Street, S.W.

For Hydrographical Works of the Admiralty:—MR. J. D. POTTER, 31, Poultry, E.C.

Patent Office Publications are sold at the Patent Office

For all publications *excepting* the Hydrographical Works of the Admiralty and Patent Office Publications.

IN SCOTLAND.—MESSRS. JOHN MENZIES & Co, 12, Hanover Street, Edinburgh, and 90, West Nile Street, Glasgow.

IN IRELAND.—MESSRS. HODGES, FIGGIS, & Co, LIMITED, 104, Grafton Street, Dublin.

The following is a list of some of the more important Parliamentary and Official Publications recently issued:—

## Parliamentary:

### Statutes—

*Public General*, Session 1898. With Index, Tables, &c, &c Roy. 8vo. Cloth. Price 3s

*Second Revised Edition* By authority. Vol. I. A.D. 1235–1713. Vol. II. A.D. 1714–1800. Vol. III.

A.D. 1801–1814. Vol. IV. A.D. 1814–1830. Vol. V. A.D. 1830–1836. Vol. VI. A.D. 1837–1842.

Vol. VII. A.D. 1843–1846. Vol. VIII. A.D. 1847–1852. Vol. IX. A.D. 1852–1857. Vol. X. A.D.

1858–1862. Vol. XI. A.D. 1863–1867. Vol. XII. A.D. 1868–1871. Vol. XIII. A.D. 1872–1875.

Price 7s 6d. each

*Revised Editions.* Tables showing subsequent Repeals, effected by Acts of 60 & 61 Vict. 1897. Price 6d.

*Statutes in Force. Chronological Table of and Index to* Thirteenth Edition To the end of 58 & 59 Vict.

2 vols. Roy. 8vo Price 10s 6d.

*The Statutory Rules and Orders revised.* Statutory Rules and Orders, other than those of a local, personal, or temporary character, issued prior to 1890, and now in force. Vols. I. to VIII. Price 10s each

*Statutory Rules and Orders* other than those of a Local, Personal, or Temporary Character With a List of the more important Statutory Orders of a Local Character arranged in classes; and an Index. Roy. 8vo. Boards. Issued in the years 1890, 1891, 1892, 1893, 1894, 1895, 1896, and 1897. Price 10s. each.

*Statutory Rules and Orders* in force on 1st January 1893. Index to. Imp. 8vo. Cloth. Price 10s.

*Statutory Rules and Orders*, 1898. Registered under the Rules Publication Act, 1893. In course of issue.

Acts of Parliament, Public and Local and Private, Session 1898. In course of issue.

[C. 8943.] EDUCATIONAL SUBJECTS. Special Reports Vol 2 Price 6s 2d.

[C. 8988.] Ditto. Vol. 3 Price 3s 3d.

[C. 9073.] DANGEROUS TRADES COMMITTEE Third Report. Price 6d

[C. 9078.] FOREIGN TRADE COMPETITION Opinions of Consular Officers on British Methods Price 10½d

[C. 9093.] SOUTH AFRICAN REPUBLIC. Report on Trade, Commerce, and Gold Mining Industry 1897 Price 3d

[C. 9098.] MINES AND QUARRIES 1897. Part III Mineral Statistics. Price 1s. 9d

[C. 9100.] CHILE Report upon conditions and prospects of British Trade Price 4d

[C. 9101.] ARGENTINE REPUBLIC Report upon conditions and prospects of British Trade. Price 5d

[C. 9114.] CERTIFIED INEBRIATE REFORMATORIES. General Regulations for Management and Discipline Price 1½d

H.C. No. 383. TELEPHONES Report from Select Committee on, with Evidence. Appendix and Index. Price 5s 10d

MINES. Reports of Her Majesty's Inspectors for the Year 1897, with Summaries of the Statistical portion under the provisions of the Coal Mines Regulation Act, 1887; Metalliferous Mines Regulation Acts, 1872–1875; Slate Mines (Gunpowder) Act, 1882, Districts Nos. 1 to 13. Complete. Price 7s 6d.

MINES in the United Kingdom of Great Britain and Ireland and the Isle of Man. List of, for 1897. Price 3s.

QUARRIES do. do. do. Do. 1897. Price 3s 7d.

MINES ABANDONED. List of the Plans of. Corrected to 31st December 1897. Price 9½d.

The following appear periodically, and can be subscribed for:—

TRADE OF THE UNITED KINGDOM WITH BRITISH POSSESSIONS AND FOREIGN COUNTRIES, showing the Quantities and the Declared Value of the Articles.

TRADE REPORTS of the British Colonies, with information relative to population and general condition

TRADE REPORTS by Her Majesty's Representatives in Foreign Countries, and Reports on Commercial and General Interests.

The Proceedings of Parliament in public and private business, published daily. House of Lords, Price 1d.

per 4 pp.; House of Commons, 1d. per 8 pp.

State Trials, being Reports of the Chief State Trials which have taken place between 1620 and the present time, published under the supervision of a Committee appointed by the Lord Chancellor.—

Roy. 8vo Half cloth. Vol. I. 1820–1823. Vol. II. 1823–1831. Vol. III. 1831–1840. Vol. IV. 1839–1843.

Vol. V. 1843–1844. Vol. VI. 1844–1848. Vol. VII. 1848–1850. Vol. VIII. 1850–1858. Price 10s each.

107 202

# REVIEW : AND TABLES

RELATING TO THE

# TRADE OF BRITISH INDIA

WITH

# BRITISH POSSESSIONS AND FOREIGN COUNTRIES

FOR THE

FIVE YEARS

1893-94 TO 1897-98.

---

Presented to both Houses of Parliament by Command of Her Majesty.

---



LONDON:

PRINTED FOR HER MAJESTY'S STATIONERY OFFICE,  
BY WYMAN AND SONS, LIMITED, FETTER LANE, E.C.

And to be purchased, either directly or through any Bookseller, from  
EYRE AND SPOTTISWOODE, EAST HARDING STREET, FLEET STREET, E.C., and  
32, ABINGDON STREET, WESTMINSTER, S.W.; or  
JOHN MENZIES & Co., 12, HANOVER STREET, EDINBURGH, and  
90, WEST NILE STREET, GLASGOW; or  
HODGES, FIGGIS, & Co., LIMITED, 104, GRAFTON STREET, DUBLIN.

1898

[C.—9120.] Price 2s.

For the official Years 1895-96 and 1896-97 the Review of the Trade of India and Tables relating to the Trade of British India were published separately. For the Year 1897-98 the Review and Tables are combined in the present volume.

INDIA OFFICE,  
*23rd December 1898.*

A. GODLEY,  
Under Secretary of State.

Government of India  
STATISTICAL BUREAU

---

REVIEW

OF THE

TRADE OF INDIA

IN

1897-98

- I. Foreign Sea-borne Trade
- II. Trans-Frontier Trade
- III. Coasting Trade

---

By J. A. ROBERTSON,

OFFG. DIRECTOR-GENERAL OF STATISTICS TO THE GOVERNMENT OF INDIA

---

SIMLA  
GOVERNMENT CENTRAL BRANCH PRESS

1898

## CONTENTS.

INTRODUCTORY CHAPTER :	PAGE
<i>General Summary</i> . . . . .	1—4
<b>Section I.—Sea-borne Foreign Trade.</b>	
<b>CHAPTER I.—Imports of Merchandise</b>	
General remarks . . . . .	5
Level of prices of imports, 1873 to 1898 . . . . .	6
Fluctuations of trade . . . . .	5—7
Imports of :	
Animals . . . . .	7
Articles of food and drink :	
Coffee . . . . .	7
Grain and pulse . . . . .	7
Hops . . . . .	7
Liquors . . . . .	8
Provisions . . . . .	9
Salt . . . . .	9
Spices . . . . .	9
Sugar . . . . .	9—10
Tea . . . . .	10
Metals and manufactures of metal :	
Hardware and cutlery . . . . .	10
Copper . . . . .	11
Iron and steel . . . . .	11—12
Other metals . . . . .	12
Machinery and millwork . . . . .	13
Railway material . . . . .	13
Chemicals, drugs, narcotics, dyes, and tans . . . . .	13—14
Oils :	
Mineral oil . . . . .	14—15
Cocconut oil . . . . .	15
Raw materials :	
Coal . . . . .	15
Cotton . . . . .	15
Silk . . . . .	15
Other raw materials . . . . .	16
Manufactured articles :	
Cotton yarn } . . . . .	16—18
„ fabrics }	
Silk „ . . . . .	18—19
Flax „ . . . . .	19
Woollen „ . . . . .	19
Other manufactured goods . . . . .	20
Value of principal articles . . . . .	21
General distribution of the import trade . . . . .	21
<b>CHAPTER II.—Exports of Merchandise</b>	
(I) Exports of Foreign Merchandise . . . . .	22
(II) Exports of Indian „ . . . . .	
General remarks . . . . .	23—24
Level of prices of exports, 1873 to 1898 . . . . .	24
Fluctuations of trade . . . . .	24—25
Exports of :	
Articles of food and drink :	
Coffee . . . . .	25
Rice . . . . .	25—27
Wheat and wheat-flour . . . . .	27

	PAGE
<b>Exports of :</b>	
<b>Articles of food and drink :</b>	
Jawár, bájra, pulse, gram, and barley . . . . .	27—28
Sugar . . . . .	28
Tea and tea-seed . . . . .	28—30
<b>Metals : manganese ore . . . . .</b>	<b>30</b>
<b>Chemicals, drugs, narcotics, and dyes :</b>	
Saltpetre . . . . .	30
Cinchona bark . . . . .	31
Opium . . . . .	31
Tobacco . . . . .	31—32
Cutch . . . . .	32
Indigo . . . . .	32—33
Myrabolams . . . . .	33
<b>Oils : castor, cocoanut, kerosene, paraffin wax . . . . .</b>	<b>33</b>
<b>Raw materials :</b>	
Bristles and fibre . . . . .	34
Coal and coke . . . . .	34
Cotton . . . . .	34—35
Hides and skins . . . . .	35
Jute . . . . .	35—36
Manures . . . . .	36
Mica . . . . .	36
Oilcake . . . . .	36
Rice-bran . . . . .	36
Seeds . . . . .	37
Silk . . . . .	37
Teakwood . . . . .	37—38
Wool . . . . .	38
<b>Manufactured articles :</b>	
Value of principal articles . . . . .	38
Cotton yarn ; cotton piece-goods ; cotton spinning and weav- ing industry . . . . .	38—42
Jute goods ; jute manufacturing industry . . . . .	42—43
Silk „ . . . . .	43
Woollen goods . . . . .	43
Hides and skins (tanned) . . . . .	43
Lac . . . . .	43
Coir goods . . . . .	44
Other manufactured goods . . . . .	44
<b>General distribution of the export trade . . . . .</b>	<b>44</b>

### CHAPTER III.—*Trade with Countries*

General . . . . .	45
Trade with gold standard and silver standard countries . . . . .	45—46
<i>European Countries :</i> United Kingdom . . . . .	46—47
Austria-Hungary . . . . .	47—48
Belgium . . . . .	48—49
France . . . . .	49
Germany . . . . .	49—50
Italy . . . . .	50
Russia . . . . .	51
<i>African Countries :</i> Cape Colony and Natal . . . . .	51
Egypt . . . . .	51
Mauritius . . . . .	52
Zanzibar . . . . .	52

	PAGE
<i>American Countries</i> : United States . . . . .	52—53
South America . . . . .	53
<i>Asiatic Countries</i> : Aden . . . . .	53
Arabia . . . . .	54
Ceylon . . . . .	54—55
China . . . . .	55
Japan . . . . .	55—56
Persia . . . . .	56—57
Straits . . . . .	57
Sumatra . . . . .	58
Turkey . . . . .	58
<i>Australia</i> . . . . .	58
<b>CHAPTER IV.—Provincial trade ; Government stores</b>	
Trade of provinces and principal ports . . . . .	59—61
Government stores ; railway material . . . . .	61
<b>CHAPTER V.—Customs revenue</b>	
Customs revenue on imports and exports . . . . .	62—64
<b>CHAPTER VI.—Balance of Trade</b>	
Excess of exports over imports ; Council bills . . . . .	65
Gold and silver imported and exported . . . . .	65—66
<b>CHAPTER VII.—Shipping ; British and foreign tonnage ; native craft ; ship- building . . . . .</b>	67—68
<b>Section II.—Trans-Frontier Trade.</b>	
<b>CHAPTER VIII.—Value and distribution of the trade in merchandise . . . . .</b>	69—70
"          "          "          treasure . . . . .	70
<i>N.-W. Frontier</i> : Kandahar . . . . .	70—71
Kabul . . . . .	71
Bajaur . . . . .	72
Kashmir . . . . .	72
<i>N. and N.-E. Frontier</i> : Thibet . . . . .	72
Nepal . . . . .	73
<i>E. Frontier</i> : W. China, Shan States, Karenni, Zimmé, Siam . . . . .	73—74
Principal articles in the trans-frontier trade . . . . .	75
<b>Section III.—Coasting Trade.</b>	
<b>CHAPTER IX.—Coasting Trade ; total value ; Indian merchandise ; grain trade ; coasting shipping . . . . .</b>	76—77



# THE TRADE OF BRITISH INDIA

## WITH FOREIGN COUNTRIES

for the official year ending March 31, 1898.

### INTRODUCTORY.

#### General Summary.

The imports and exports of the year are set out below in comparison with those of *Total value* the preceding four years (in Rs.) :—

—	1893-94.	1894-95.	1895-96.	1896-97.	1897-98.
<b>IMPORTS.</b>					
Merchandise . . . . .	73,956,957	70,167,438	69,316,395	71,914,697	69,420,120
Gold . . . . .	3,146,530	1,756,280	5,029,269	4,491,179	7,281,222
Silver . . . . .	15,278,726	7,802,727	8,329,716	8,584,174	13,195,064
<b>Total Imports . . . . .</b>	<b>92,382,213</b>	<b>79,726,445</b>	<b>82,675,380</b>	<b>84,990,050</b>	<b>89,896,406</b>
<b>EXPORTS.</b>					
Foreign merchandise re-exported . . . . .	4,431,975	5,057,414	4,717,516	4,033,637	3,751,172
Indian merchandise . . . . .	102,015,615	103,757,585	109,545,624	99,880,660	93,786,101
Gold . . . . .	2,505,284	6,730,374	2,503,317	2,200,141	2,372,733
Silver . . . . .	1,519,453	1,427,643	1,728,984	2,725,750	4,761,436
<b>Total Exports . . . . .</b>	<b>110,472,327</b>	<b>116,973,016</b>	<b>118,495,441</b>	<b>108,840,188</b>	<b>104,671,442</b>

The total value of the trade, imports and exports together, was higher by 0·38 per cent than in 1896-97 and only 3·28 per cent less than in 1895-96 which was a year of good trade. In this calculation the transactions in treasure, which amounted to 14·2 per cent of the total trade, are included, but excluding them and dealing with merchandise only the trade of last year shews a decrease of 5 per cent compared with 1896-97 and 9 per cent compared with 1895-96. The decline in imports of merchandise is 3·5 per cent compared with the previous year, but in this section of the trade a better comparison can be made by including the net imports (that is, the excess of the imports over the exports) of treasure and the total import trade on this basis is considerably higher than in any of the preceding four years, except 1893-94, when the imports of both merchandise and treasure were exceptionally high. The figures stand thus :—

	Rs.		Rs.
1893-94 . . . . .	88,357,476	1896-97 . . . . .	80,064,159
1894-95 . . . . .	71,568,428	1897-98 . . . . .	82,762,237
1895-96 . . . . .	78,443,080		

The serious decline in the trade of the year occurs in the exports of merchandise, the value of which was 6·1 per cent less than in 1896-97 and 14·6 per cent less than in 1895-96. The contraction in 1896-97 was clearly traceable to the failure of the crops in 1896, and the outbreak of the plague in Western India with the disorganisation of trade consequent thereon, and these two calamities have also had a marked effect on

last year's trade. The plague did not have the same disturbing effect as during the first epidemic, and Karáchi was free of it during most of the year. But in Bombay there was a virulent recrudescence in the latter part of the year which kept away many traders. At the same time the extension throughout the country of quarantine regulations to prevent the spread of the disease and the detention in camps of travellers coming from infected areas restricted the movements of the trading population, and placed serious difficulties in the way of purchasing and collecting produce. Then the export season does not end with the financial year, but continues till June, and the restricted exports of agricultural produce caused by the failure of the rains in 1896 affected the export trade of the first quarter of the year under review. The famine was at its height during the first half of the year, and millions of people were in receipt of relief from the State until the harvesting of the autumn crops. The rains of 1897 were favourable and excellent crops were harvested, but the season was late and the increased exports of agricultural produce, such for example as wheat, took place after the close of the financial year. In this connection it will be interesting to contrast the exports of Indian produce in the first quarter of the last three years :—

	1896-97.	1897-98.	1898-99.
Exports from April to June	Rx. 26,458,929	Rx. 21,598,214	Rx. 29,111,816

A farther impediment to trade existed in the stringency of the money market and the high bank rate prevailing throughout the busiest part of the export season. The variations in the Bank of Bengal rate during the year were :—

April 1st to June 16th . . . . .	10 per cent.
June 17th to 23rd . . . . .	9 per cent.
June 24th to 30th . . . . .	8 per cent.
July 1st to 7th . . . . .	7 per cent.
July 8th to 14th . . . . .	6 per cent.
July 15th to September 8th . . . . .	5 per cent.
September 9th to October 6th . . . . .	6 per cent.
October 7th to November 17th . . . . .	7 per cent.
November 18th to 24th . . . . .	6 per cent.
November 25th to December 15th . . . . .	5 per cent.
December 16th to January 10th . . . . .	.6 to 10 per cent.
January 11th to February 23rd . . . . .	11 per cent.
February 24th to March 31st . . . . .	12 per cent.

A very noticeable feature in last year's export trade is the general fall in the values of all the important staples, except grain, of which the price was kept up by the scarcity of food. In some cases this can be traced to special causes such as over-production, inferior quality of the produce or the competition of foreign produce in the consuming market, but the rise in the exchange value of the rupee must have tended to this result. In the trade with silver standard countries the fall in the value of silver would further depress export prices, and this has occurred very markedly in the case of opium. The fall in values noticeable in the import trade may also be attributed to the same cause.

#### *Imports.*

The trade in cotton goods declined by 11·3 per cent, and a proportionately greater decline is noticeable in the other textile fabrics of wool and silk and in apparel. The trade in cotton and woollen goods had been overdone in 1896-97, and with the prevalence of widespread distress throughout the first half of the year and the impoverishment of great numbers of people by the famine the decrease was to be expected. Coal shews a decrease of 45·1 per cent owing to high freights and the increased consumption of Indian coal. The importation of food-grains was but little below the high level of the previous year. There were large importations of kerosene oil, and an improvement is noticeable in metals. In sugar there was a remarkable increase of 51·8 per cent owing to the extraordinarily large quantities of German and Austrian sugar poured into the country. The sugar trade of these countries was diverted to the East by the countervailing duty on bounty-fed sugar imported into the United States imposed by the Dingley tariff and the successful competition in the English

market of French sugar owing to the enhanced export bounty allowed by the French Government.

The fluctuations of the import trade and the effect on the general result of the trade in cotton goods is shewn in the figures appended :—

	1894-95.	1895-96.	1896-97.	1897-98.
	Rx.	Rx.	Rx.	Rx.
Cotton goods . . . . .	32,673,628	25,755,872	29,750,175	26,395,008
All other imported merchandise.	37,493,810	43,560,523	42,164,522	43,025,112

The trade in cotton goods in 1896-97 increased by 15·5 per cent and declined last year by 11·3 per cent. The trade in all other articles of imported merchandise decreased in 1896-97 by 3·2 per cent and increased last year by 2·04 per cent.

There was a marked rise in the exchange value of the rupee, but the fluctuations *Exchange,* were almost as great as in the previous year. The rates in Calcutta for bank bills on *silver and gold.* demand were :—

	Highest.	Lowest.	Difference, per cent.
1894-95 . . . . .	13 $\frac{1}{8}$ d.	12 $\frac{3}{8}$ d.	10·18
1895-96 . . . . .	14 $\frac{1}{8}$ d.	13 $\frac{3}{8}$ d.	11·6
1896-97 . . . . .	15 $\frac{1}{8}$ d.	13 $\frac{3}{8}$ d.	11·97
1897-98 . . . . .	16 $\frac{1}{8}$ d.	14 $\frac{3}{8}$ d.	11·09

Simultaneously with the rise in the gold value of the rupee there was a great fall in the gold price of silver as shewn below :—

	1896-97.		1897-98.	
	Highest.	Lowest.	Highest.	Lowest.
Bombay . . . . .	R96 $\frac{1}{2}$	R82	R82 $\frac{1}{2}$	R66 $\frac{1}{2}$
London . . . . .	31 $\frac{1}{8}$ d.	28 $\frac{5}{8}$ d.	28 $\frac{1}{2}$ d.	23 $\frac{3}{8}$ d.

The diagram in Chapter VI of this review compares the course of exchange and the price of silver since the closing of the mints.

The net imports of gold amounted to 732,035 oz., value Rx. 4,908,489, and of silver to 44,284,617 oz., value Rx. 8,473,480. The receipts of both were extraordinarily large, and this is the more remarkable in view of the contraction of the export trade and the impoverishment of the country by the famine. The purchases were doubtless largely speculative, the rise in exchange and the fall in the price of silver making the trade profitable.

The general causes which restricted the export trade have been already mentioned. The largest decrease is in raw cotton, the exports of which to Europe fell away greatly under the competition of American cotton which was exceptionally cheap and abundant. Opium and indigo shew large decreases both in quantity and price. The decreased values of raw jute, lac, and tea are entirely due to a fall in prices, the quantities exported being unprecedentedly large. The trade in cotton piece-goods was depressed, the exports to China shewing a great falling off, and the exports of sugar declined to a very low level. On the other hand, large increases are recorded under hides and skins, jute manufactures, and timber, the trade in which was very active, and there was an improvement in seeds, wool, and oils, which, in the case of the first named, is still more marked in the present year. There was but a slight increase in food-grains, but during the first quarter of this year the trade in rice and wheat was very active, the exports of the latter during that period amounting to 566,138 tons, value Rx. 6,055,308. *Exports.*

The aggregate trade of the year—imports and exports together—is stated below, with the trade of the five preceding years:

Excluding Government transactions—

	Rx.		Rx.
1892-93 . . . . .	193,079,831	1895-96 . . . . .	201,170,821
1893-94 . . . . .	202,854,540	1896-97 . . . . .	193,830,238
1894-95 . . . . .	196,699,461	1897-98 . . . . .	194,567,848

Including Government transactions—

	Rx.		Rx.
1892-93 . . . . .	196,829,486	1895-96 . . . . .	204,899,288
1893-94 . . . . .	206,086,249	1896-97 . . . . .	198,110,103
1894-95 . . . . .	200,250,050	1897-98 . . . . .	198,972,505

The excess of the exports over the imports (exclusive of Government transactions) fell last year to the low figure of Rx. 14·8 millions against Rx. 37·2 millions in 1894-95, Rx. 35·8 millions in 1895-96, and Rx. 23·8 millions in 1896-97.

*Trade with  
old and  
iber  
sing coun-  
ries.*

The trade with countries having a gold standard, among which Japan now appears, was 76·4 per cent, and with silver standard countries 23·6 per cent, of the whole trade. The trade in merchandise with the United Kingdom was valued at Rx. 76,818,500 against Rx. 83,034,700 in 1896-97, and it represented 46 per cent of the trade with the world in merchandise, the percentage of the previous year being 47·2.

The trade with the Continent of Europe shews marked contraction, but with Austria-Hungary it increased owing to the large imports of sugar from that country. The other countries with which there was increased trade are the United States, South America, Ceylon, Japan, Persia, Arabia, and Aden.

*frontier  
rade.*

The trade with countries across the Indian frontier remained practically stationary. The trade with Kabul and Kandahar is dwindling owing to the fiscal restrictions placed on it by the Amir, and last year further contraction was caused by the closing of the Khyber Pass and the military operations on the frontier. The effect of the fighting in Swat is noticeable in a set back of the expanding trade with Bajaur, while the requisition for the frontier campaign of all available transport similarly affected the trade of Kashmir and Ladakh. The most important trade on the frontier is with Nepal, and this shews a marked increase as also does the trade with Thibet. The trade on the North-East frontier with Siam and the Shan States shews considerable expansion; with Western China the recorded trade decreased, but this appears to be due to the diversion of trade from Bhamo to Myitkyina, the terminus of the Mu Valley Railway, where no arrangements had been made for its registration.

*hipping.*

There was a decline in the numbers of vessels which entered and cleared from Indian ports and in steamer tonnage, but a more than equivalent increase in sailing tonnage.

The figures are for steamers :—

	ENTERED.		CLEARED.	
	No.	Tons.	No.	Tons.
1894-95 . . . . .	2,200	3,445,091	2,172	3,367,398
1895-96 . . . . .	2,206	3,505,321	2,190	3,474,929
1896-97 . . . . .	2,114	3,351,324	2,076	3,278,661
1897-98 . . . . .	2,079	3,296,463	2,065	3,264,929

And for sailing ships :—

	ENTERED.		CLEARED.	
	No.	Tons.	No.	Tons.
1894-95 . . . . .	3,109	711,295	3,096	732,038
1895-96 . . . . .	3,020	622,718	2,881	623,632
1896-97 . . . . .	2,892	532,665	2,858	535,935
1897-98 . . . . .	2,896	621,298	2,718	601,940

## SECTION I.—SEA-BORNE FOREIGN TRADE.

## CHAPTER I.

## IMPORTS OF MERCHANDISE.

The values of imported merchandise since 1869-70 stand thus :—

	Exchange.	Rs.
	<i>d.</i>	
Annual average, 1869-70 to 1873-74 . . . . .	22·77	31,837,600
Annual average, 1874-75 to 1878-79 . . . . .	20·281	36,603,400
Annual average, 1879-80 to 1883-84 . . . . .	19·774	47,950,000
Annual average, 1884-85 to 1888-89 . . . . .	17·656	52,515,400
Annual average, 1889-90 to 1893-94 . . . . .	16·183	67,748,900
1894-95 . . . . .	13·1	70,167,438
1895-96 . . . . .	13·638	69,316,395
1896-97 . . . . .	14·45	71,914,697
1897-98 . . . . .	15·402	69,420,120

The value of the trade last year was less by 3·5 per cent than in the preceding year and about the same as in 1895-96. The increases and decreases in percentages and values of the most important articles in the import trade are shewn below. The decreases are in cotton goods, machinery and millwork, woollen goods, coal, silk, apparel, glassware, and liquors, and the increases in sugar, oils, metals, salt, railway materials, provisions, spices, drugs, and dyes :—

	1896-97.		1897-98.		Actual increase (+), or decrease (—), in lakhs of rupees or Rs. 10,000.
	Increase, per cent.	Decrease, per cent.	Increase, per cent.	Decrease, per cent.	
Apparel . . . . .	...	4·9	...	19·1	— 28·98
Coal . . . . .	...	30·2	...	45·1	— 44·17
Cotton goods . . . . .	15·5	...	...	11·3	— 335·52
Drugs, medicines, and narcotics . . . . .	...	8·8	8·4	...	+ 6·48
Dyeing and tanning materials . . . . .	...	14·9	5	...	+ 3·63
Glass and glassware . . . . .	...	5	...	18·1	— 12·75
Liquors . . . . .	...	3	...	3·4	— 5·64
Machinery and millwork . . . . .	8·4	...	...	18·5	— 64·91
Metals . . . . .	...	15	9·2	...	+ 64·72
Oils . . . . .	9·6	...	20·5	...	+ 70·74
Provisions . . . . .	...	13·8	10·9	...	+ 16·82
Railway materials . . . . .	75	...	8·1	...	+ 21·47
Salt . . . . .	...	3·8	38·2	...	+ 24·02
Silk, raw and manufactured . . . . .	...	23·7	...	18·9	— 42·31
Spices . . . . .	...	8·3	23·1	...	+ 14·01
Sugar . . . . .	1·4	...	51·8	...	+ 163·26
Woollen goods . . . . .	17	...	...	32·1	— 54·41
					— 203·54

The net decrease in the items shewn above is 203·5 lakhs, while the decrease in the import trade is 249·4 lakhs, the difference of 45·9 lakhs being in the articles of smaller importance. The chief variations in the value of these articles are, in lakhs of rupees, decreases in tea (30·5), animals (14), stationery and paper (10·7), and precious stones (7·8), and increases in matches (13·2), chemicals (6·9), carriages (6·1), and grain (5·5).

The fluctuations in the prices of the staple imports since 1873 are shewn below, the prices of March 1873 being taken to represent 100 :—

	Grey Shirtings, 8 to 9 lbs.	Mule Twist, Grey Yarn, Banner Mills, No. 40.	Mule Twist, Turkey Red, No. 40.	Copper, Sheathing.	Iron, Flat, Bolt, etc.	Total.
March 1873 . . .	100	100	100	100	100	500
June 1874 . . .	97	92	106	95	108	498
March 1875 . . .	86	92	102	103	93	476
" 1876 . . .	86	90	92	99	79	446
January 1877 . . .	78	90	85	92	67	412
" 1878 . . .	73	78	87	86	60	384
" 1879 . . .	76	75	78	80	56	365
" 1880 . . .	81	84	75	83	73	396
" 1881 . . .	82	82	69	81	56	370
" 1882 . . .	77	81	69	90	71	388
" 1883 . . .	82	74	54	80	60	350
" 1884 . . .	75	74	62	77	62	350
" 1885 . . .	76	72	58	64	54	324
" 1886 . . .	84	67	57	57	50	315
" 1887 . . .	81	62	57	65	53	318
" 1888 . . .	79	75	59	90	61	364
" 1889 . . .	81	75	57	98	65	376
" 1890 . . .	76	74	57	69	79	355
" 1891 . . .	74	70	56	71	62	333
" 1892 . . .	74	64	57	72	64	331
" 1893 . . .	77	74	62	80	97	390
" 1894 . . .	70	69	62	83	94	378
" 1895 . . .	71	70	62	90	106	399
" 1896 . . .	69	77	62	85	111	404
" 1897 . . .	70	66	62	85	110	393
" 1898 . . .	64	61	62	90	111	388
July 1898 . . .	63	58	43	88	111	363

Cotton piece-goods and yarn have been declining steadily since 1893 and there was a heavy fall in price last year. During the first quarter of the present year there was a further heavy decline in the price of yarns. There was a considerable rise in the price of copper and slight rise in the price of iron.

The trade value of each of the classes under which the items are grouped in the trade returns in the last four years was, in Rx :—

	1893-94.	1894-95.	1895-96.	1896-97.	1897-98.
1. Animals, living (mostly horses)	305,054	269,044	308,585	367,458	227,631
2. Articles of food and drink	8,657,752	8,386,580	8,722,870	8,848,889	10,740,816
3. Metals and manufactures of metal, including hardware and cutlery, machinery and mill-work, and railway plant and rolling-stock	11,420,079	10,393,720	13,014,932	13,192,422	13,405,281
4. Chemicals, drugs, medicines and narcotics, and dyeing and tanning materials	1,837,570	1,866,294	2,160,649	1,890,124	2,060,544
5. Oils	3,570,188	2,221,222	3,137,420	3,439,150	4,146,566
6. Raw materials and manufactured articles	3,839,897	4,420,938	4,852,024	3,610,618	2,828,688
7. Articles manufactured and partly manufactured	44,276,417	42,609,640	37,119,915	40,566,036	36,010,594

The increase in the second class is due to the large imports of sugar and salt and a continued large importation of food-grains.

The decrease in the seventh class is chiefly accounted for by the decline in textile fabrics of cotton, silk, and wool, and in the sixth class by a diminished import of coal and raw silk.

Turning now to the details of the more important items in each of the classes mentioned, they may be mentioned in order.

#### *Animals, living.*

This trade consists mainly of the importation of horses from Australia and the Persian Gulf. In 1896-97 the high price of feed and the reduced demand for horses entailed losses on many of the importers. This and the continuance of the plague in Bombay checked the importation in 1897-98, the number of horses landed being 4,982 as compared with 7,191 in the previous year.

#### *Articles of Food and Drink.*

*Coffee.*—Last year more than 10,100 cwt. of Liberian coffee, valued at Rx. 47,663, was imported from the Straits. About 60 per cent was re-exported to Arabia and Persia.

*Grain and Pulse.*—A comparison of the figures of the trade for the last three years is of some interest:—

	1895-96.	1896-97.	1897-98.
	Cwt.	Cwt.	Cwt.
Barley . . . . .	16,219	123,452	41,961
Gram . . . . .	1,994	921	2,409
Jawár and bajra . . . . .	35,089	112,729	100,525
Oats . . . . .	1,141	16,712	18,016
Pulse . . . . .	34,426	80,494	90,930
Rice . . . . .	18,027	27,857	702,738
Wheat . . . . .	144,974	601,356	46,325
Wheat flour . . . . .	11,450	12,135	28,586
Other sorts . . . . .	43,013	104,946	40,922
Total . . . . .	306,333	1,080,602	1,072,415

In ordinary years this trade is of little importance, but on the failure of the crops in 1896-97 large supplies of food stuffs had to be imported. The famine was at its height during the first quarter of 1897-98, while distress and high prices continued till late in the year, and consequently the import of food-grains was but a little less than in the previous year. The noticeable feature is the great increase in the imports of rice and the falling off in the imports of wheat. The rise of the price of the latter grain accounts for the diminished demand, but the imports of wheat-flour were nearly two million pounds in excess of the imports of the previous year and the average of the last five years. Rice came chiefly from the Straits and smaller quantities from China and Cochin-China.

Oats (for horse feed) came from Australia and the United Kingdom, and the major portion of the other grains, including wheat, from Turkish ports in the Persian Gulf, but the United States, Zanzibar, the Straits, Mozambique, and Hong Kong also participated in the trade. The receipt of 4,926 cwt. of wheat from France is further a noteworthy occurrence.

*Hops.*—There was a rise in the price of hops and the imports, which in 1896-97 amounted to 6,233 cwt., fell last year to 3,027 cwt. There was also a greatly diminished production of Indian beer as shewn below.

*Liquors.*—The importations of *malt liquor* decreased in quantity, but increased in value. The quantity of beer brewed in India is contrasted below with the imports :—

Imported.		Locally brewed.	
Gallons.		Gallons.	
1893-94 . . .	2,787,672	1893 . . .	5,532,725
1894-95 . . .	2,514,041	1894 . . .	6,121,905
1895-96 . . .	3,048,743	1895 . . .	6,238,877
1896-97 . . .	3,022,171	1896 . . .	6,313,946
1897-98 . . .	2,835,298	1897 . . .	5,428,383

The mobilisation of a large number of British troops on the North-West frontier reduced the demand for both imported and Indian beer. The reduction in the quantity of beer brewed locally was also partly due to the high price of barley. Last year's importations were to the extent of nearly 94 per cent from the United Kingdom, the imports from Germany, Belgium, and Austria-Hungary being only 6 per cent.

There was an advance in the importations of *spirit* :—

Gallons.		Gallons.	
1893-94 . . .	1,067,373	1896-97 . . .	1,179,909
1894-95 . . .	1,093,115	1897-98 . . .	1,205,525
1895-96 . . .	1,186,696		

The relative proportions of whisky and brandy, namely, half a million gallons of the former and rather more than half that quantity of the latter, were the same as in 1896-97 and the preceding year. Germany, Holland, and Belgium sent 52,284 gallons of brandy; and 20,438 gallons of whisky were received from Germany.

Gin, rum, and liqueurs form only a small portion of the trade.

Of other than potable spirit there was imported :—

	1896-97.		1897-98.	
	Gallons.	Rx.	Gallons.	Rx.
Spirit in drugs and medicines	43,641	89,159	43,626	81,866
Spirit in perfumery . . .	16,326	53,909	17,841	52,816

Of undescribed spirit the importations last year were 159,440 gallons as compared with 237,130 in the previous year. This consists chiefly of arrack from Ceylon and white spirit from Germany.

*Wines.*—The importations of wines fell to the lowest figure yet recorded, namely, 326,101 gallons. Compared with the previous year there was a decline in all kinds but port in which there was a small increase.

The whole importation of liquors in the year represented a value of—

	1896-97.		1897-98.	
	Rx.		Rx.	
Malt liquor . . . . .	472,824	460,552		
Spirit . . . . .	827,093	821,226		
Wine . . . . .	343,075	304,837		
Other sorts . . . . .	1,952	1,879		
Total . . . . .	1,644,944	1,588,494		

the value last year being about 3·4 per cent less than in 1896-97.



*Provisions.*—The imports of the principal among the enumerated items have been in the last two years :—

	1896-97.	1897-98.
Fish, dry salted . . . lbs.	12,054,401	17,127,480
„ „ unsalted . . . „	2,466,474	2,176,960
„ wet salted . . . „	14,542,597	17,162,815
Bacon and hams . . . „	1,022,365	983,730
Cheese . . . . . „	881,267	911,231
Butter . . . . . „	186,539	209,785
Dates . . . . . cwt.	547,295	658,206
Other dried fruit . . . „	94,003	119,034
Ghi . . . . . lbs.	1,186,422	393,986

The value of the enumerated kinds of provisions, which are mentioned above with two or three trifling exceptions, was :—

	Rx.
1896-97 . . . . .	849,105
1897-98 . . . . .	996,442

Of unenumerated goods, which are not of sufficient individual importance to specify, the value was :—

	Rx.
1896-97 . . . . .	688,389
1897-98 . . . . .	709,279

The trade in dry salted fish which declined in 1896-97 on account of distress in Upper Burma and the dislocation of the trade of the port of Bombay resumed normal proportions. The importations of wet salted fish (*nyapi*) which comes from the Straits for consumption in Burma are remarkable, and in four years the trade has increased nearly fourfold. The trade in ghi, which comes chiefly from the Persian Gulf and Mekran, is liable to fluctuations, and last year declined to very small dimensions after a heavy fall in the previous year.

*Salt.*—There were large importations last year amounting to 486,716 tons. In the previous year the imports were low, being only 328,304 tons.

The sources of supply in the last three years have been :—

	1895-96.	1896-97.	1897-98.
United Kingdom . . . tons	262,528	193,084	299,443
Germany . . . „	62,208	37,450	54,505
Aden . . . „	26,105	40,663	46,209
Arabia . . . „	11,068	13,450	42,405
Egypt . . . „	31,208	33,002	21,785
Persia . . . „	14,146	10,599	21,209

*Spices.*—This is a fluctuating trade. There was a very large importation of betelnuts, the chief articles of the trade, following large imports in the previous year, the Indian crops having failed for two years in succession. The trade in cloves which was small in 1896-97 again declined heavily owing chiefly to the shortness of the crop in Zanzibar. There was a recovery in the imports of pepper, but they were still far below the average. Both cloves and pepper have increased largely in price.

*Sugar.*—The quantity and value of the imports have been in the last five years :—

	Cwt.	Rx.
1893-94 . . . . .	2,127,905	2,824,190
1894-95 . . . . .	2,490,411	2,875,297
1895-96 . . . . .	2,730,963	3,106,813
1896-97 . . . . .	2,861,400	3,151,829
1897-98 . . . . .	4,608,630	4,784,479

The increase in the importations of sugar is one of the most noticeable features in the import trade of the year. The quantity imported is 61 per cent greater than in 1896-97 and the value is higher by Rx. 1,632,650. The first place is still held by Mauritius, but whereas the importation of 1,666,845 cwt. in 1896-97 was 58 per cent of the whole trade, last year its share was reduced to 38 per cent with an import of 1,778,016 cwt. There is an increase from all the sources of supply, but the bounty-fed beet sugar from Austria-Hungary and Germany has flooded the market. These countries have been forced to find an outlet for their sugar in the markets of the East by reason of the closing of the United States market by the Dingley tariff which imposed a countervailing duty equal to the export bounty, and the competition of France in the English market due to an enhanced export bounty on French sugar.

The main sources of the supply of sugar to the Indian market are these:—

—	1893-94.	1894-95.	1895-96.	1896-97.	1897-98.
	Cwt.	Cwt.	Cwt.	Cwt.	Cwt.
Mauritius . . . .	1,361,649	1,753,003	1,571,993	1,666,845	1,778,016
Germany . . . .	189,301	274,632	718,218	758,806	1,203,309
Austria-Hungary . . . .	11,549	7,093	4,934	115,514	945,787
China . . . .	351,294	220,511	206,049	139,310	291,175
Java . . . .	99,976	140,030	109,998	97,458	140,485
Straits . . . .	86,873	81,497	108,045	63,497	74,912

*Tea.*—The sources of supply are China, Ceylon, the Straits, and Java, from which countries the imports in the last five years have been:—

—	China.	Ceylon.	Straits.	Java.	Total.
1893-94 . . lbs.	6,016,244	980,507	360,770	308,333	7,687,757
1894-95 . . "	4,630,327	901,971	413,417	362,366	6,326,122
1895-96 . . "	5,890,052	997,925	399,792	187,438	7,497,703
1896-97 . . "	6,342,962	748,127	431,672	306,328	7,874,832
1897-98 . . "	1,689,564	1,059,716	450,585	291,674	3,515,013

Most of the tea, with the exception of Ceylon tea, is re-exported. The decline in China tea is due to the adoption of the new route *via* Batoum for the supply of the Central Asian market and direct shipments to that port from China.

#### *Metals and Manufactures of Metal.*

*Hardware and Cutlery.*—The value of the imports last year was much less than of 1896-97, and receded to the level of 1895-96:—

	Rx.		Rx.
1893-94 . . .	1,380,473	1896-97 . . .	1,557,742
1894-95 . . .	1,332,556	1897-98 . . .	1,477,811
1895-96 . . .	1,485,475		

The proportion of these goods imported from the United Kingdom was 79 per cent. This head is divided into the following sub-heads:—

—	1896-97.	1897-98.
	Rx.	Rx.
(1) Cutlery . . . .	46,842*	98,970
(2) Agricultural implements . . . .	78,179	88,838
(3) Other implements and tools . . . .	46,793*	130,784
(4) Sewing machines . . . .	46,628	32,671
(5) Other kinds of hardware . . . .	1,339,300	1,126,548

\* From November 1896 only.

Germany, Belgium, and Austria-Hungary sent last year nearly 19 per cent of the whole of the hardware and cutlery imported.

*Copper.*—The imports were on a very reduced scale in 1896-97 as they always are in a year of famine and high prices. Last year there was some revival in the trade, the increase being largest in yellow metal for sheathing, sheets and other manufactures :—

	1893-94.	1894-95.	1895-96.	1896-97.	1897-98.
	Cwt.	Cwt.	Cwt.	Cwt.	Cwt.
United Kingdom . . . . .	433,082	290,133	355,580	143,519	235,628
Belgium . . . . .	20,510	4,707	54,149	26,429	23,746
Australia . . . . .	12,304	1,000	7,093	16,574	21,281
Ceylon . . . . .	2,159	696	493	1,594	18,838
China and Japan . . . . .	114,995	51,223	48,480	43,321	14,784
Total from all countries . . . . .	591,109	354,107	471,824	240,695	322,509

*Iron and Steel.*—The imports for the last five years are :—

Iron.		Steel.	
	Cwt.		Cwt.
1893-94 . . . . .	3,709,617	1893-94 . . . . .	1,039,819
1894-95 . . . . .	3,250,403	1894-95 . . . . .	905,333
1895-96 . . . . .	4,000,246	1895-96 . . . . .	1,702,253
1896-97 . . . . .	3,892,843	1896-97 . . . . .	1,553,181
1897-98 . . . . .	3,945,364	1897-98 . . . . .	1,848,704

There was a rise last year in both cases and notably in steel for which the figures are the highest tabulated. The use of steel for rolled beam, girders, bars, and hooping which were formerly made of iron, is increasing.

The following list includes the descriptions of iron and steel which are most commonly imported and the extent of the trade in each for the last three years :—

	1895-96.	1896-97.	1897-98.
<i>Iron.</i>	Cwt.	Cwt.	Cwt.
Angle, bolt, and rod . . . . .	757,795	781,613	738,105
Bars . . . . .	593,426	538,627	538,603
Galvanised . . . . .	726,430	815,294	764,975
Sheets and plates (including tinned plates) . . . . .	561,887	485,562	603,445
Pipes and tubes . . . . .	383,771	353,823	393,330
Beams, pillars, girders, and bridge-work . . . . .	244,774	153,516	101,407
Pig . . . . .	201,057	260,958	217,415
Nails, screws, rivets, and washers . . . . .	211,355	179,725	207,577
Hoop . . . . .	92,394	89,923	84,226
<i>Steel.</i>			
Bars . . . . .	598,943	582,745	801,937
Beams, pillars, girders, and bridge-work . . . . .	*	*	287,482
Sheets and plates . . . . .	321,511	287,838	278,652
Hoop . . . . .	223,536	221,743	235,977
Cast . . . . .	8,516	15,330	25,248

\* Not separately enumerated.

The increase in the trade in iron was chiefly in the importations from the United Kingdom, and in steel from Belgium and the United Kingdom.

The figures in the subjoined table illustrate the extent of the competition of Belgium and Germany with England in the supply of both iron and steel to the Indian market (in cwt.) :—

	From United Kingdom.		From Belgium.		From Germany.		From other countries.	
	Iron.	Steel.	Iron.	Steel.	Iron.	Steel.	Iron.	Steel.
1883-84	3,473,619	240,149	86,657	10,981	9,411	1,609	13,975	687
1884-85	3,423,559	263,433	165,488	24,287	5,209	1,400	8,020	808
1885-86	3,322,511	255,371	152,069	20,629	4,146	1,850	14,493	438
1886-87	3,102,856	327,744	162,043	19,240	3,922	2,154	11,568	179
1887-88	4,077,292	372,824	188,584	42,913	8,148	3,283	47,563	1,907
1888-89	3,715,081	456,550	262,486	77,976	11,928	7,063	13,348	799
1889-90	2,983,080	385,916	606,544	66,375	5,425	16,099	13,356	6
1890-91	3,306,381	462,671	536,076	164,874	13,134	76,235	20,965	1,685
1891-92	2,859,753	347,816	776,328	301,573	28,559	123,086	15,849	561
1892-93	2,382,578	270,751	1,153,411	283,817	34,727	66,712	25,523	276
1893-94	2,320,839	420,158	1,223,332	518,395	102,334	100,188	63,112	1,078
1894-95	1,956,721	369,753	1,176,179	448,091	75,264	84,083	42,239	3,406
1895-96	2,479,453	710,581	1,379,139	936,498	49,106	52,753	92,548	2,421
1896-97	2,420,863	713,914	1,295,585	806,815	58,835	26,031	117,560	6,421
1897-98	2,731,451	811,957	1,035,374	1,001,127	38,105	25,061	140,434	10,559

The kinds of each of these metals which were most largely received from each country during the last two years are shewn in the figures appended :—

		1896-97.			1897-98.		
		United Kingdom.	Belgium.	Germany.	United Kingdom.	Belgium.	Germany.
<i>Iron.</i>							
Angle, bolt, and rod	Cwt.	137,637	590,915	10,781	220,685	465,845	4,172
Bar	"	184,867	296,728	29,086	281,917	220,998	11,614
Beams, pillars, girders, and bridge-work	"	55,295	98,217	4	62,607	38,145	7
Galvanised	"	809,832	5,263	6	761,802	3,172	...
Hoop	"	73,100	16,590	209	60,592	23,070	553
Pipes and tubes	"	353,089	2	37	390,407	...	...
Plates and sheets	"	171,484	188,482	355	197,153	182,100	49
Tinned plates	"	124,967	178	...	223,789	...	55
Nails, screws, rivets, and washers	"	51,972	79,659	16,178	70,354	83,209	19,903
<i>Steel.</i>							
Bars	"	137,574	435,627	9,354	166,567	629,530	5,044
Hoop	"	200,677	17,807	2,756	218,661	12,841	3,374
Plates and sheets	"	161,681	124,767	1,390	163,985	114,620	22
Other sorts	"	213,982	228,614	12,531	262,744	244,136	16,621

Last year's importations of angle, bolt, and rod iron and steel bars from Belgium greatly exceeded those from the United Kingdom, and there is a close competition between the two countries in bar iron, nails, screws, and rivets, and iron plates and sheets. The English trade has a monopoly of pipes and tubes, and tinned plates and a very long lead in galvanised iron, and iron and steel hooping. It must, however, be remembered that the figures relate to the countries of shipment, and these are not always the countries of production.

Copper, iron, and steel represent 96 per cent of the quantity of all imported metals, iron and steel being about 91 per cent of the whole. The imports of the other metals have been as follow :—

	1893-94.	1894-95.	1895-96.	1896-97.	1897-98.
	Cwt.	Cwt.	Cwt.	Cwt.	Cwt.
Brass	12,087	8,764	10,718	9,827	13,198
Lead	121,967	112,550	121,686	123,454	114,263
Quicksilver	2,825	1,077	3,163	2,323	2,823
Tin	45,906	48,425	50,329	36,397	38,628
Zinc	131,531	84,736	89,861	44,830	62,708
Others	6,287	4,592	9,488	10,207	17,657

*Machinery and Millwork.*—The imports have been :—

	Rx.		Rx.
1893-94 . . .	2,518,038	1896-97 .. .	3,510,190
1894-95 . . .	2,442,433	1897-98 . . .	2,861,108
1895-96 . . .	3,237,401		

After large imports in the two preceding years the trade declined heavily, the reduction being partly due to the delay in deliveries caused by the engineers' strike of 1897. The importations were distributed as follows :—

	1896-97.	1897-98.
	Rx.	Rx.
Bengal . . .	1,824,942	1,378,893
Bombay . . .	1,229,401	1,014,112
Sind . . .	99,088	51,957
Madras . . .	252,560	322,143
Burma . . .	104,199	94,003

*Railway Material.*—The importations are as follow :—

	For Companies.	For the State.
	Rx.	Rx.
1893-94 . . .	1,242,977	1,091,586
1894-95 . . .	1,556,967	1,246,216
1895-96 . . .	1,520,584	2,019,534
1896-97 . . .	2,661,717	2,304,218
1897-98 . . .	2,876,451	2,477,228

The extremely large imports during the last three years are the result of extensive construction of new lines by Companies and the State. A shipment of steel rails, valued at Rx. 18,336, was received from the United States owing to lower rates having been tendered than were obtainable in the United Kingdom.

*Chemicals, Drugs, Medicines, Narcotics, Dyeing, and Tanning Materials.*

	Chemicals.	Drugs, Medicines, and Narcotics.
	Rx.	Rx.
1893-94 . . .	357,152	771,525
1894-95 . . .	412,326	736,785
1895-96 . . .	455,546	846,210
1896-97 . . .	386,679	772,097
1897-98 . . .	456,052	836,886

There was a recovery in both cases from the depression of the previous year.

*Dyeing and tanning materials.*—Aniline and alizarine dyes, of which the values last year were respectively Rx. 346,081 and Rx. 272,227, represent about 80 per cent of the total value of these imports. In 1896-97 the importation of these dyes was checked by the disorganised state of trade in Western India, but last year with a fall in prices the imports increased :—

	Lbs.	Rx.
1893-94 . . .	6,288,265	533,104
1894-95 . . .	5,978,723	552,344
1895-96 . . .	7,765,373	703,900
1896-97 . . .	7,016,177	606,326
1897-98 . . .	7,634,305	618,308

These dyes are imported principally from Belgium and Holland :—

—	1895-96.	1896-97.	1897-98.
	lbs.	lbs.	lbs.
Belgium . . . . .	4,581,441	4,201,547	3,741,273
Holland . . . . .	1,151,225	1,314,120	2,278,916
Germany . . . . .	584,070	483,694	682,448
Italy . . . . .	336,493	356,861	656,979
United Kingdom . . . . .	487,588	351,356	165,287
Austria-Hungary . . . . .	616,827	297,026	102,129

The total value of all the dyeing and tanning materials imported was Rx. 767,606, the imports of descriptions other than mineral dyes being as follows :—

—	1895-96.	1896-97.	1897-98.
	Rx.	Rx.	Rx.
Cochineal . . . . .	31,580	23,042	21,455
Gambier . . . . .	45,343	43,603	51,394
Indigo . . . . .	10,024	1,063	227
Saffron . . . . .	54,187	38,738	60,624
Other sorts . . . . .	13,858	18,575	15,597

#### Oils.

Mineral oil.—Imports have been :—

—	Gallons (000's omitted).	Rx.
1893-94 . . . . .	86,609	3,275,585
1894-95 . . . . .	53,441	2,122,999
1895-96 . . . . .	66,648	2,967,400
1896-97 . . . . .	68,421	3,088,279
1897-98 . . . . .	87,325	3,651,792

The relative imports of Russian and American oil are as follows (in million gallons) :—

—	Russia.	United States.
Total in five years . . . . .		
ending 1895-96 . . . . .	167.6	150.5
1896-97 . . . . .	45.5	19.3
1897-98 . . . . .	50.7	26

Langkat oil from Sumatra came into the market in 1896-97 when a little over half a million gallons were imported. Last year the imports rose to 7,540,866 gallons, of which 670,032 gallons were received in bulk. The price of Sumatra oil in Calcutta is now the same as Russian oil, and there is every likelihood of the importations increasing.

The trade in bulk oil is steadily increasing at a rapid rate. About 7 million gallons were received in 1894-95, nearly 10 million gallons in 1895-96, about 14 millions in 1896-97, and last year nearly 22 million gallons, the whole of which, except the small consignment abovementioned from Sumatra, came from Russia. The largest portion of the importations (12.9 million gallons) came to Calcutta, where about half was packed in tins at Budge-Budge, and the remainder despatched in railway tank waggons in bulk to the up-country depôts. The large stocks and the rise in exchange have lowered the prices of both American and Russian oil. Mineral

oil, mainly kerosene, represented last year Rx. 3,651,792 out of Rx. 4,146,566, which was the total value of all kinds of oil imported. The other oils are chiefly cocoanut, linseed, animal, and essential, none of them, except cocoanut, of any importance. The trade in cocoanut oil, which after the imposition of the import duty fell to a very low level, rose in 1896-97 to the high figure of Rx. 271,164, and again last year there was a further extraordinary rise to Rx. 400,879. This may be attributed to the very small quantity available in India owing to the drought of 1896-97.

*Raw Materials and Unmanufactured Articles.*

*Coal.*—The imports of coal, coke, and patent fuel have been :—

	Tons.		Tons.
1893-94 . . . . .	555,280	1896-97 . . . . .	494,960
1894-95 . . . . .	823,584	1897-98 . . . . .	262,403
1895-96 . . . . .	761,996		

Imported coal is brought chiefly to Bombay and Karáchi. High freights and a larger consumption of Indian coal account for the decline.

The distribution of the imports has been as follows (in tons) in the last three years :—

	1895-96.	1896-97.	1897-98.
Bombay and Sind . . . . .	607,723	385,826	186,447
Burma . . . . .	32,404	28,943	24,980
Madras . . . . .	112,589	71,315	43,467
Bengal . . . . .	9,280	8,876	7,509

The production of coal in India in 1897 amounted to 4,063,127 tons, being in the ratio of about 15½ tons locally produced to 1 ton imported.

*Cotton.*—The imports have been as follows :—

	Asiatic.	Non-Asiatic.
	Cwt.	Cwt.
1893-94 . . . . .	57,624	36,868
1894-95 . . . . .	19,747	58,230
1895-96 . . . . .	51,474	65,920
1896-97 . . . . .	20,778	36,239
1897-98 . . . . .	16,376	29,837

Cotton is imported chiefly for the Bombay mills. The small exports of Indian cotton left large stocks to satisfy the local demand. Imported Egyptian and American cotton of long staple is used for spinning the higher counts of yarn.

*Silk.*—The trade was still further restricted than in the previous year :—

	Lbs.	Rx.
1893-94 . . . . .	2,947,595	1,360,179
1894-95 . . . . .	2,494,496	1,036,533
1895-96 . . . . .	3,030,546	1,232,950
1896-97 . . . . .	2,237,752	875,488
1897-98 . . . . .	2,049,608	669,772

The trade is chiefly with Bombay and suffered through up-country dealers being kept away by the plague. The crop in China was also poor.

The other articles enumerated in this class are all of small importance. The larger of them are here mentioned, with their values (in Rx.) :—

	1895-96.	1896-97.	1897-98.
Canes and rattans . . . . .	27,513	32,165	29,768
Gums and resins . . . . .	130,397	111,010	105,717
Hemp . . . . .	27,118	29,316	23,680
Hides and skins . . . . .	88,822	90,475	99,615
Ivory . . . . .	309,013	214,163	214,926
Precious stones and pearls, unset . . . . .	652,351	528,680	450,490
Stick lac . . . . .	32,510	14,630	8,424
Pitch, tar, and dammer . . . . .	65,431	49,267	62,818
Seeds . . . . .	93,183	85,098	75,074
Shells and cowries . . . . .	43,561	34,366	31,541
Stone and marble . . . . .	28,900	25,172	38,594
Tallow . . . . .	14,499	19,916	27,035
Teakwood and other wood and timber . . . . .	262,284	193,075	175,333
Wool . . . . .	160,749	140,228	124,384

In the majority of the articles enumerated there was a material decline.

#### Manufactured Articles.

*Cotton yarn.*—The imports of cotton twist and yarn in the last decade have been as follows :—

	Lbs.		Lbs.
1888-89 . . . . .	52,587,000	1893-94 . . . . .	42,807,000
1889-90 . . . . .	46,383,000	1894-95 . . . . .	41,483,000
1890-91 . . . . .	50,971,000	1895-96 . . . . .	46,355,000
1891-92 . . . . .	50,404,000	1896-97 . . . . .	50,174,000
1892-93 . . . . .	38,277,000	1897-98 . . . . .	58,291,000

The trade was very active during the latter half of the year and the figures are the highest tabulated. The increase is shared by all the provinces, except Madras, in which there was a decline. The price of yarn fell during the year.

The description of the yarn imported during the last two years are shewn below. The increase last year was most marked in grey yarn of counts from 26 to 30 and in grey and coloured yarn of counts from 31 to 50. In grey yarn of counts above 50 there was a small decline. The high rate of exchange favoured large importations, and heavy unsold stocks remained on hand at the close of the year :—

	1896-97.		1897-98.	
	Mule.	Coloured.	Mule.	Coloured.
	Lbs.	Lbs.	Lbs.	Lbs.
No. 20 and under . . . . .	236,823	2,987,434	654,771	3,416,519
„ 21 to 25 . . . . .	6,649	2,725,853	20,500	3,357,609
„ 26 to 30 . . . . .	4,096,284	1,896,419	7,166,082	2,029,436
„ 31 to 50 . . . . .	16,125,939	16,686,356	18,256,979	18,431,078
„ Above 50 . . . . .	1,997,938	311,956	1,936,238	576,431

*Cotton goods.*—In this country the demand for piece-goods is principally dependent upon the harvest. After the failure of the crops in 1896-97 the heavy imports of that year could find no outlet owing to the prevailing distress and large stocks had to be carried forward, so that the flow of orders to Lancashire was checked. A further depressing effect was exercised by the recrudescence of the plague and the stringency of the money market. With a good monsoon and plentiful harvests prospects have now brightened, but during last year, with the large decrease in the quantity of grey goods imported and the fall in the prices of all kinds, the value of the trade in piece-goods diminished by Rx. 3,461,765, or 13.4 per cent.



That the trade is not progressive, except in one of the smaller of the three main branches into which it is divided, will be apparent from the following figures :—

—		Grey (unbleached).	White (bleached).	Coloured, printed, or dyed.
		Yards.	Yards.	Yards.
1888-89	. . .	1,347,299,000	406,492,000	372,457,000
1889-90	. . .	1,257,001,000	339,098,000	400,949,000
1890-91	. . .	1,280,540,000	373,149,000	360,335,000
1891-92	. . .	1,173,176,000	361,395,000	348,117,000
1892-93	. . .	1,092,584,000	376,359,000	339,111,000
1893-94	. . .	1,314,038,000	393,130,000	422,320,000
1894-95	. . .	1,352,272,000	497,332,000	408,072,000
1895-96	. . .	1,066,446,000	333,754,000	314,680,000
1896-97	. . .	1,222,920,000	414,154,000	359,916,000
1897-98	. . .	1,149,480,600	432,732,000	278,386,000

The relative imports of the different descriptions of goods under these three heads are as follow (yards, 000's omitted) :—

Grey.	1896-97.	1897-98.	White.	1896-97.	1897-98.	Coloured.	1896-97.	1897-98.
Jaconets . . .	96,189	100,705	Jaconets . . .	33,057	32,625	Jaconets . . .	5,187	4,963
Mulls . . .	20,211	21,879	Nainsooks . . .	119,890	135,007	Mulls . . .	4,872	3,417
Printers . . .	959	2,138	Mulls . . .	84,980	106,199	Prints and chintz . . .	129,702	102,530
Shirtings . . .	581,226	643,810	Shirtings . . .	69,751	71,056	Shirtings . . .	45,060	38,882
Madapollams . . .	31,337	32,564	Longcloths . . .	2,278	1,865	Drills . . .	5,259	4,766
T-cloths and domestics . . .	13,058	15,063	Cambrics, twills, muslins, and lawns	12,044	10,762	Cambrics, twills, and muslins . . .	74,757	61,987
Jeans, sheetings, and drills . . .	22,594	25,856	Chádars, dhutis, sáris, and scarves . . .	53,172	40,344	Chádars, dhutis, sáris, and scarves . . .	29,459	22,664
Chádars, dhutis, sáris, and scarves . . .	455,220	305,864	Drills and jeans . . .	3,732	3,660			
			Checks, spots, and stripes . . .	5,330	11,733			

It appears from the figures that goods made of medium counts, say from 30s to 40s, constituted last year about 96 per cent of the whole imports of grey goods, thus :—

—		1896-97.	1897-98.
		Per cent.	Per cent.
Shirtings, chádars, dhutis, sáris, scarves . . .		84.7	82.6
Jaconets, mulls, madapollams . . .		12.1	13.5

The proportions of yarn and of piece-goods received in the last five years from the United Kingdom were :—

—	1893-94.	1894-95.	1895-96.	1896-97.	1897-98.
	Per cent.	Per cent.	Per cent.	Per cent.	Per cent.
Yarns . . .	97.2	97.3	96.5	97	96.9
Grey piece-goods . . .	99.8	99.7	99.7	99.5	99
White „ . . .	98.8	99.2	99.2	99.1	99
Coloured „ . . .	97.3	97.9	97.7	97.9	96.9

The small quantity not received from the United Kingdom is mainly received from the Continent and from the United States. The trade with the latter country is increasing and the imports therefrom doubled last year.

Besides the three great classes of piece-goods, grey, white, and coloured, referred to above, the principal other kinds of cotton manufactures imported are :—

	1895-96.	1896-97.	1897-98.
	Rx.	Rx.	Rx.
Handkerchiefs and shawls in the piece .	199,289	159,544	87,664
Lace and patent net . . . . .	47,287	45,613	24,507
Hosiery . . . . .	100,868	196,037	192,753
Sewing thread . . . . .	160,875	140,479	155,768

The aggregate value of the imports of cotton yarns and woven and other goods in the last five years was :—

	Yarns.	Woven and other goods.	Total.
	Rx.	Rx.	Rx.
1893-94 . . . . .	3,108,941	29,268,528	32,377,469
1894-95 . . . . .	2,851,254	29,822,374	32,673,628
1895-96 . . . . .	2,971,090	22,784,782	25,755,872
1896-97 . . . . .	3,325,871	26,424,304	29,750,175
1897-98 . . . . .	3,493,038	22,901,970	26,395,008

In 1895-96 the value represented about 37 per cent, in 1896-97 41 per cent, and in 1897-98 38 per cent, of the value of all imported merchandise.

The imports of yarns and piece-goods were thus distributed among the Indian provinces in the last two years :—

	1896-97.				1897-98.			
	Yarns.	Piece-goods, yards (000's omitted).			Yarns.	Piece-goods, yards (000's omitted).		
	lb (000's omitted).	Grey.	White.	Coloured.	lbs. (000's omitted).	Grey.	White.	Coloured.
Bengal . . . . .	13,349	881,943	165,196	108,444	15,362	766,630	152,271	76,744
Bombay . . . . .	9,678	215,308	163,256	140,969	11,945	231,895	160,874	103,020
Sind . . . . .	3,922	61,736	40,450	58,192	5,089	72,012	54,198	43,015
Madras . . . . .	15,568	58,630	13,749	32,903	15,359	71,077	24,998	28,192
Burma . . . . .	7,657	5,303	31,503	19,408	10,536	7,866	40,391	27,415

*Silk goods.*—This trade has fallen to a very low level, following a decline in the previous year. The impoverished condition of the people and the large stocks carried forward from the previous year were a check on fresh importations. The decrease is greatest in Bombay, where the absence of dealers interfered with the trade, but in Burma there was a large increase chiefly in Japan silks. The cheapness of the Japan silks makes them popular, and the number of local hand-printing establishments has increased.

The total value of the trade is :—

	Rx.	Rx.
1893-94 . . . . .	1,827,874	1,366,669
1894-95 . . . . .	1,277,420	1,149,260
1895-96 . . . . .	1,704,320	

The principal sources from which silk goods were imported were:—

—	1896-97.	1897-98.
	Rx.	Rx.
China and the Straits . . . . .	438,449	387,026
United Kingdom . . . . .	319,185	264,703
Japan . . . . .	159,449	241,811
Italy . . . . .	134,247	93,396
France . . . . .	129,844	77,319
Belgium . . . . .	49,792	31,677
Austria-Hungary . . . . .	75,916	23,562
Germany . . . . .	29,773	17,944

*Flax goods.*—More than one-half of these goods, of which the aggregate value is about Rx. 155,500, consists of canvas and about one-quarter of linen piece-goods. The United Kingdom has a virtual monopoly of the trade, but a trifling share goes to Belgium.

*Woollen goods.*—There was a very heavy decline in all the provinces, except in Burma, where the importations increased by 65 per cent. The large importations of 1896-97 left heavy stocks on hand in the provinces afflicted by the famine, and the trade has suffered from the same causes that affected the other textile fabrics of cotton and silk. The values stand thus in Rx. :—

1893-94 . . . . .	1,892,042	1896-97 . . . . .	1,692,535
1894-95 . . . . .	1,541,639	1897-98 . . . . .	1,148,427
1895-96 . . . . .	1,445,517		

The descriptions of woollen goods, specified in the returns, are:—

—	1896-97.	1897-98.
	Rx.	Rx.
Piece-goods . . . . .	1,198,033	804,981
Shawls . . . . .	245,013	98,578
Carpets and rugs . . . . .	46,784	72,199
Braids . . . . .	52,063	46,748

The statistics of the Indian woollen mills shew a small increase in the industry, which continues to be to a large extent conducted at Cawnpore and at Dhariwal :—

—		1896.	1897.
Capital employed . . . . .	Rx.	325,000	330,000
Persons „ . . . . .	No.	3,017	3,030
Looms . . . . .	„	530	548
Spindles . . . . .	„	18,658	19,856
Quantity produced . . . . .	lbs.	2,345,570	2,653,516
Value of quantity produced	Rx.	249,675	284,378

These mills are extensively employed in work for the police and the army in the manufacture of serges, greatcoats, blankets, and hosiery.

*Other manufactured goods.*—Of the other articles enumerated in this class the following are the most important. The value of the trade in each of the last five years is here specified :—

	1893-94.	1894-95.	1895-96.	1896-97.	1897-98.
	Rx.	Rx.	Rx.	Rx.	Rx.
Apparel, including boots and shoes . . . . .	1,578,049	1,435,191	1,594,280	1,516,422	1,226,629
Arms and ammunition, including dynamite and other explosives . . . . .	265,713	271,041	287,406	259,390	255,780
Books and printed matter . . . . .	248,635	232,356	241,024	237,246	198,153
Building materials . . . . .	168,981	167,080	200,902	168,344	205,252
Cabinet-ware and furniture . . . . .	111,990	89,024	104,085	97,509	67,135
Carriages and carts . . . . .	93,196	85,004	108,224	224,896	285,659
Candles . . . . .	151,982	137,899	179,142	109,975	107,884
Clocks and watches . . . . .	154,554	100,985	136,042	122,728	109,106
Corals, real . . . . .	167,357	120,637	113,862	73,534	66,849
Earthenware and porcelain . . . . .	251,596	192,843	231,422	215,100	205,042
Glass and glassware . . . . .	788,480	619,996	741,078	704,186	576,671
Instruments and apparatus :					
Musical . . . . .	101,159	91,269	100,214	97,125	81,553
Scientific . . . . .	181,684	127,121	172,810	180,485	181,175
Jewellery and plate . . . . .	134,729	95,142	126,988	111,373	121,066
Leather and leather goods, excluding boots and shoes . . . . .	200,760	178,597	220,878	208,362	185,328
Matches . . . . .	375,137	367,845	361,433	284,806	417,195
Paints and colours and painters' materials . . . . .	324,236	299,559	375,577	340,726	326,754
Paper and pasteboard . . . . .	494,208	347,524	409,983	384,280	332,047
Ships, parts of . . . . .	45,104	27,619	82,557	139,780	116,841
Soap . . . . .	121,703	104,766	131,631	117,067	124,371
Stationery . . . . .	267,771	289,525	334,605	331,880	277,388
Toys and requisites for games . . . . .	180,399	167,253	184,571	192,445	141,104
Umbrellas . . . . .	480,933	346,331	344,218	306,943	335,374

With seven exceptions every article in the list declined more or less. The most notable increase is in matches due to insufficient stocks from the low imports of the previous year. The value of the importation from Japan increased by 70 per cent, and this country now furnishes nearly one-third of the supply. The importation of Continental matches also largely increased.

The continuance of the demand for bicycles accounts for the progressive increase in carriages and carts.

The decline in the imports of paper may be partly attributed to the competition of the Indian paper mills. The following figures shew the condition of this industry :—

		1896.	1897.
Capital employed .	Rx.	627,200	627,200
Persons „ .	No.	3,613	3,532
Outturn .	lbs.	40,707,589	38,581,703
Value of outturn .	Rx.	587,116	568,216

The list appended states in the order of their importance the principal articles of merchandise imported into India:—

	1893-94.	1894-95.	1895-96.	1896-97.	1897-98.
	Rx.	Rx.	Rx.	Rx.	Rx.
Cotton goods and yarn . . . . .	32,377,469	32,673,628	25,755,872	29,750,175	26,395,008
Metals, including hardware and cutlery	7,659,064	6,894,319	8,256,946	7,020,515	7,667,722
Sugar . . . . .	2,824,190	2,875,297	3,106,813	3,151,829	4,784,479
Oils, chiefly mineral . . . . .	3,570,188	2,221,222	3,137,420	3,439,150	4,146,566
Railway material . . . . .	1,242,977	1,556,969	1,520,584	2,661,717	2,876,451
Machinery and millwork . . . . .	2,518,038	2,442,433	3,237,401	3,510,190	2,861,108
Chemicals, drugs, medicines, narcotics, and dyes . . . . .	1,837,570	1,866,294	2,160,649	1,890,124	2,060,544
Silk, raw and manufactured . . . . .	3,188,053	2,313,952	2,937,271	2,242,157	1,819,032
Provisions . . . . .	1,769,527	1,564,038	1,785,298	1,537,494	1,705,721
Liquors . . . . .	1,458,204	1,458,180	1,695,828	1,644,944	1,588,494
Apparel . . . . .	1,578,049	1,435,191	1,594,280	1,516,422	1,226,629
Woollen goods . . . . .	1,892,042	1,541,639	1,445,517	1,692,535	1,148,427
Salt . . . . .	791,067	842,193	653,226	623,544	868,718
Spices . . . . .	873,655	777,106	659,329	604,674	744,773
Grain and pulse . . . . .	144,972	201,247	125,959	555,456	610,792
Glass and glassware . . . . .	783,480	619,996	741,078	704,186	576,671
Coal . . . . .	972,588	1,473,964	1,402,799	979,022	537,352
Precious stones and pearls, unset . . . . .	154,411	569,099	652,351	528,680	450,490
Matches . . . . .	375,137	367,845	361,433	284,806	417,195
Umbrellas . . . . .	480,933	346,331	344,218	306,943	335,374
Paper and pasteboard . . . . .	494,208	347,524	409,983	384,230	332,047
Stationery . . . . .	267,771	289,525	334,605	331,880	277,388
Tea . . . . .	572,006	424,666	493,483	518,420	212,986

*General distribution of the import trade.*—The total value of the imports of foreign merchandise in the last three years was thus distributed among the principal countries with which the trade is carried on.

The increase in the sugar trade has enabled Germany and Austria-Hungary to improve their position. The decline of China from the second place in 1894-95 to the seventh place in 1897-98 is noticeable:—

	1893-94.		1894-95.		1895-96.		1896-97.		1897-98.	
	Rx.	Per cent.	Rx.	Per cent.	Rx.	Per cent.	Rx.	Per cent.	Rx.	Per cent.
1. United Kingdom . . . . .	52,001,013	70·3	51,105,757	72·8	47,161,484	68	50,417,501	70·1	46,608,323	67·1
2. Germany . . . . .	1,714,003	2·3	1,731,453	2·5	2,351,776	3·4	2,307,821	3·2	2,434,519	3·5
3. Straits Settlements . . . . .	2,524,623	3·4	2,103,158	3	2,075,220	3	1,842,122	2·5	2,409,828	3·5
4. Belgium . . . . .	2,053,275	2·8	1,866,365	2·7	2,729,646	3·9	2,403,703	3·3	2,284,839	3·3
5. Austria-Hungary . . . . .	1,371,383	1·9	1,194,115	1·7	1,324,871	1·9	1,487,788	2·1	2,146,793	3·1
6. Russia . . . . .	1,263,014	1·7	1,007,645	1·4	1,867,558	2·7	2,019,594	2·8	2,080,756	3
7. China . . . . .	3,542,556	4·8	2,662,958	3·8	2,805,858	4·2	2,149,089	3	1,691,012	2·4
8. Mauritius . . . . .	1,787,030	2·4	1,961,603	2·8	1,721,339	2·5	1,807,631	2·5	1,683,071	2·4
9. United States . . . . .	2,016,270	2·7	1,106,441	1·6	1,139,438	1·6	1,466,949	2	1,431,075	2·1
10. Ceylon . . . . .	696,625	·9	451,821	·6	541,770	·8	682,643	·9	1,071,142	1·5
11. France . . . . .	1,138,262	1·5	860,430	1·2	978,970	1·4	920,096	1·3	832,796	1·3

## CHAPTER II.

## EXPORTS OF MERCHANDISE.

## I.—Exports of Foreign Merchandise.

The figures of the last five years are :—

	Rx.		Rx.
1893-94 . . .	4,431,975	1896-97 . . .	4,033,637
1894-95 . . .	5,057,414	1897-98 . . .	3,751,172
1895-96 . . .	4,717,516		

The trade, of which 74 per cent is concentrated in Bombay and 19 per cent in Karáchi, decreased by 7 per cent, following a decline of 14·5 per cent in the previous year.

The falling off was greatest in tea, refined sugar, ivory, and textile fabrics. There was a large increase in the exports of grain, principally rice, to Arabia, Persia, and African ports, and increased exports of raw wool and provisions, chiefly fishmaws and sharkfins.

The share of the trade with each country is shewn below :—

	1895-96.	1896-97.	1897-98.
	Rx.	Rx.	Rx.
United Kingdom . . .	1,141,803	970,861	1,013,958
Persia . . . . .	1,101,451	918,893	862,155
East Coast of Africa, Zanzibar, and Mozambique . . .	335,284	328,271	394,581
Arabia . . . . .	413,170	307,087	310,448
Straits . . . . .	363,877	321,792	269,371
Aden . . . . .	190,132	156,558	148,585
China . . . . .	171,187	136,657	144,348
Turkish Arabia . . . . .	232,798	193,108	137,328
Ceylon . . . . .	172,376	134,776	100,749
Russia . . . . .	154,056	169,557	100,650
Mauritius . . . . .	142,049	102,116	73,385

The principal articles of the trade and their values are :—

	1895-96.	1896-97.	1897-98.
	Rx.	Rx.	Rx.
Articles of food and drink :			
Coffee . . . . .	46,694	34,081	41,441
Grain and pulse . . . . .	6,393	7,156	57,673
Provisions . . . . .	125,415	94,791	112,614
Sugar (refined) . . . . .	216,572	227,588	118,939
Tea . . . . .	361,085	371,233	215,494
Metals and metalware :			
Hardware and cutlery . . . . .	81,921	81,270	77,423
Copper . . . . .	57,705	46,746	36,229
Iron . . . . .	88,162	82,804	73,490
Chemicals, drugs, medicines, narcotics, and dyes . . . . .	80,036	76,483	84,221
Raw materials :			
Gums and resins . . . . .	75,587	54,907	58,921
Ivory . . . . .	96,345	94,261	66,747
Wool . . . . .	760,819	608,003	644,085
Manufactured goods :			
Apparel . . . . .	154,111	170,680	144,092
Cotton twist and yarn . . . . .	70,717	89,147	103,347
Cotton piece-goods and manufactures . . . . .	1,804,938	1,377,558	1,312,913
Silk manufactures . . . . .	88,770	79,242	58,315
Woollen manufactures . . . . .	57,787	48,877	29,407

## II.—Exports of Indian Merchandise.

The figures for the last sixteen years are as follow :—

—	Rx.	Increase or decrease, per cent.	—	Rx.	Increase or decrease, per cent.
1882-83	80,598,155	+ 1.7	1890-91	95,902,193	— 3.2
1883-84	85,085,720	+ 5.5	1891-92	103,550,831	+ 7.9
1884-85	80,313,208	— 5.6	1892-93	101,945,707	— 1.5
1885-86	80,734,731	+ 0.5	1893-94	102,015,615	+ 0.07
1886-87	84,908,994	+ 5.2	1894-95	103,757,585	+ 1.7
1887-88	86,370,022	+ 1.7	1895-96	109,545,624	+ 5.6
1888-89	92,642,735	+ 7.2	1896-97	99,880,660	— 8.8
1889-90	99,101,055	+ 7	1897-98	93,786,101	— 6.1

In the following list the principal articles in the trade and their values for the last five years are shewn (in Rx.) :—

—	1893-94.	1894-95.	1895-96.	1896-97.	1897-98.
1. Grain and pulse	16,730,911	17,422,595	18,708,443	13,840,861	14,053,876
2. Jute, raw	8,524,130	10,575,977	9,992,861	10,550,577	10,129,992
3. Cotton, raw	13,296,670	8,703,356	14,090,193	12,970,089	8,871,313
4. Seeds	16,753,251	14,201,520	9,717,431	8,011,680	8,594,100
5. Hides and skins	5,801,328	6,559,940	7,639,478	7,001,370	8,317,534
6. Cotton yarn and cloth	6,242,558	7,148,679	8,344,587	8,496,474	8,151,338
7. Tea	6,585,835	7,555,745	7,664,889	8,124,548	8,058,623
8. Opium	8,019,428	9,064,665	8,459,336	8,022,923	6,097,563
9. Jute manufactures	3,441,787	4,210,834	4,747,443	5,213,930	5,930,856
10. Indigo	4,182,128	4,745,915	5,354,511	4,370,757	3,057,402
11. Coffee	2,002,171	2,122,373	2,198,192	1,585,039	1,519,130
12. Wool, raw	1,079,772	1,376,850	1,355,108	1,241,497	1,356,537
13. Wood and timber	589,764	661,824	801,897	798,686	1,079,061
14. Lac	960,330	1,406,474	1,833,601	1,399,862	1,070,920
15. Oils, including paraffin wax	535,881	775,016	738,707	603,789	651,675
16. Provisions	468,108	487,409	479,125	519,099	531,667
17. Silk, raw	698,099	502,009	642,169	511,661	514,850
18. Dyes (other than indigo)	841,073	864,490	872,683	638,936	482,047
19. Spices	455,923	516,329	489,509	497,056	471,628
20. Saltpetre	338,102	411,365	535,945	572,164	398,745
21. Sugar	892,741	550,583	574,745	688,549	292,453

The conditions prevailing last year were most disastrous to the export trade which shews a decrease of more than 6 per cent, following a fall of nearly 9 per cent in the previous year. The decline is largest in Bombay which suffered from a virulent recrudescence of the plague in the latter half of the year. The failure of the crops in 1896 had a most prejudicial effect on the export season of 1896-97, the latter part of which fell within the period under review, and the continuance of widespread distress and famine prices until the harvesting of the autumn crops restricted the export of rice and other food-grains. The trade was also seriously hampered by the extreme stringency of the money market in the busy season. The most marked depression is in the important staples of cotton, opium, and indigo, the decreased trade in these commodities and the heavy fall in prices being chiefly due to a falling off in the external demand. The fall in price is marked in many other commodities, and the decline in the value of the exports of jute, shellac, and tea is due solely to this cause. The only remarkable increases are in hides and skins, jute manufactures, and timber, while seeds, wool, and oils shew some recovery from the depression of the previous year.

The increases and decreases in percentages and values in each of the articles mentioned above are given in the subjoined table :—

	1896-97.		1897-98.		Increase(+), or decrease(-), in lakhs of rupees or Rs. 10,000.
	Increase, per cent.	Decrease, per cent.	Increase, per cent.	Decrease, per cent.	
1. Grain and pulse . . . . .	...	26	1.5	...	+ 21.3
2. Jute, raw . . . . .	5.6	...	...	4	- 42.06
3. Cotton, raw . . . . .	...	7.9	...	31.6	- 409.88
4. Seeds . . . . .	...	17.5	7.2	...	+ 58.24
5. Hides and skins . . . . .	...	8.3	18.8	...	+ 131.62
6. Cotton yarn and cloth . . . . .	1.8	...	...	4.1	- 34.51
7. Tea . . . . .	6	...	...	.8	- 6.59
8. Opium . . . . .	...	5.2	...	24	- 192.54
9. Jute manufactures . . . . .	9.8	...	13.7	...	+ 71.69
10. Indigo . . . . .	...	18.4	...	30	- 131.33
11. Coffee . . . . .	...	27.9	...	4.1	- 6.59
12. Wool, raw . . . . .	...	8.4	9.2	...	+ 11.5
13. Wood and timber . . . . .	...	0.4	35.1	...	+ 28.04
14. Lac . . . . .	...	23.6	...	23.5	- 32.89
15. Oils . . . . .	...	17.6	7	...	+ 4.29
16. Provisions . . . . .	8.3	...	2.4	...	+ 1.26
17. Silk, raw . . . . .	...	20.3	.6	...	+ 0.32
18. Dyes (other than indigo) . . . . .	...	26.8	...	24.5	- 15.69
19. Spices . . . . .	1.5	...	...	5.1	- 2.54
20. Saltpetre . . . . .	6.7	...	...	30.3	- 17.34
21. Sugar . . . . .	19.8	...	...	57.5	- 39.61
					- 603.31

The articles of which the exports decreased are in order of value, raw cotton, opium, indigo, raw jute, sugar, cotton yarn and cloth, lac, saltpetre, dyes (other than indigo), tea, coffee, and spices. The increases were in hides and skins, jute manufactures, seeds, timber, grain and pulse, raw wool, oils, provisions, and raw silk.

The net decrease in all these articles, compared with the exports of 1896-97, is 603.3 lakhs, while the actual decrease in the whole export trade is 609.4 lakhs. The variations in the other articles of smaller importance thus give a net decrease of about six lakhs.

The following is a statement of the prices of the principal articles of Indian export, the prices in 1873 being taken to represent 100 :—

	Cotton, Broach.	Cotton Yarns, 20s.	Rice, Ballam.	Wheat No. 1, Soft White.	Opium (Bengal)	Indigo, Good.	Jute, Picked.	Gunny-bags.	Linseed, Fine, Bold, Clean.	Tea.	Total.
March 1873 . . . . .	100	100	100	100	100	100	100	100	100	100	1000
January 1874 . . . . .	88	100	156	.75	105	114	153	88	115	123	1117
" 1875 . . . . .	80	81	138	80	96	109	126	111	103	123	1052
" 1876 . . . . .	85	80	118	84	96	91	141	84	90	136	1005
" 1877 . . . . .	87	90	156	93	97	110	150	95	102	148	1123
" 1878 . . . . .	84	80	168	119	97	88	150	101	106	135	1123
" 1879 . . . . .	78	74	182	116	87	114	153	99	100	129	1141
" 1880 . . . . .	98	81	147	115	94	112	169	89	113	126	1144
" 1881 . . . . .	95	85	109	96	109	105	156	111	104	135	1105
" 1882 . . . . .	90	80	94	97	102	117	137	118	91	126	1052
" 1883 . . . . .	78	74	109	87	91	107	96	98	85	110	935
" 1884 . . . . .	85	74	160	86	93	117	162	106	96	116	1025
" 1885 . . . . .	90	72	138	74	99	103	110	94	98	90	968
" 1886 . . . . .	81	72	149	80	93	107	137	85	101	90	995
" 1887 . . . . .	85	69	106	89	83	70	137	98	101	77	915
" 1888 . . . . .	95	74	115	86	80	82	153	125	95	84	989
" 1889 . . . . .	93	79	144	95	94	93	192	126	112	77	1105
" 1890 . . . . .	95	74	154	84	86	76	197	118	109	63	1056
" 1891 . . . . .	84	70	143	87	79	86	126	93	97	81	946
" 1892 . . . . .	75	65	169	103	79	74	236	132	112	71	1116
" 1893 . . . . .	107	78	180	95	96	114	192	119	128	87	1196
" 1894 . . . . .	84	71	188	80	84	108	241	109	123	52	1140
" 1895 . . . . .	70	67	147	82	117	105	175	110	127	97	1097
" 1896 . . . . .	94	74	151	81	100	105	175	108	115	84	1087
" 1897 . . . . .	76	72	204	152	83	84	203	99	93	64	1135
" 1898 . . . . .	68	63	185	99	80	76	156	85	94	61	967



The prices quoted for rice and wheat are at the end of the period of scarcity and hence the great decline, but the average price last year for both grains was higher than in 1896-97. All the other commodities mentioned in the table also shew a marked fall in price.

Grouping the items as in the trade returns, the values of the trade in each group for each of the last five years are as follows in R<sub>x</sub>. :—

	1893-94.	1894-95.	1895-96.	1896-97.	1897-98.
1. Animals, living . . . . .	123,213	137,761	161,053	177,967	141,422
2. Articles of food and drink . . . . .	27,240,303	28,841,691	30,249,862	25,338,844	25,068,456
3. Metals and manufactures of metal . . . . .	76,688	88,084	119,148	142,849	138,785
4. Chemicals, drugs, medicines, narcotics, and dyeing and tanning materials . . . . .	13,693,677	15,428,990	15,564,314	13,907,521	10,366,802
5. Oils . . . . .	535,881	775,016	738,707	608,789	651,675
6. Raw materials and unmanufactured articles . . . . .	45,161,402	40,817,891	42,368,127	39,495,063	37,101,481
7. Articles manufactured and partly manufactured . . . . .	15,194,451	17,668,142	20,344,393	20,209,627	20,317,480

In raw materials there was a decline of 6·1 per cent, the large increase in raw hides and skins failing to compensate for the great contraction of the cotton trade and the fall in the value of jute. In chemicals, drugs, and narcotics the decrease is 25·4 per cent caused by the restricted trade and fall in the values of opium and indigo. Manufactured articles shew an increase, the active trade in jute manufactures and dressed hides more than compensating for the decline in cotton manufactures and shellac.

*Articles of food and drink.*

*Coffee.*—The exports have been as follow :—

	Cwt.	R <sub>x</sub> .		Cwt.	R <sub>x</sub> .
1888-89 . . . . .	365,299	1,884,243	1893-94 . . . . .	278,735	2,002,171
1889-90 . . . . .	239,795	1,489,872	1894-95 . . . . .	281,297	2,122,373
1890-91 . . . . .	233,451	1,454,985	1895-96 . . . . .	290,902	2,198,192
1891-92 . . . . .	311,864	1,998,659	1896-97 . . . . .	210,797	1,585,039
1892-93 . . . . .	296,687	2,066,862	1897-98 . . . . .	225,008	1,519,130

The exports in 1896-97 had sunk to a very low level. In 1897-98 there was a small increase in the quantity exported, but it was still far below the average. Prices declined considerably in sympathy with the great decline in the price of Brazilian coffee caused by over-production, and the value of the exports was lower than in 1896-97.

*Rice.*—The total exports from each province in each of the last eleven years are given below :—

*Export of Rice (husked) in Cwt. (000's omitted).*

	Burma.	Bengal.	Madras.	Bombay.	Sind.	Total for India	Value in R <sub>x</sub> .
1887-88 . . . . .	17,879	7,996	1,438	764	72	28,149	9,225,109
1888-89 . . . . .	14,205	6,417	1,538	589	19	22,768	7,845,350
1889-90 . . . . .	18,259	5,992	1,654	799	70	26,774	10,047,331
1890-91 . . . . .	24,581	7,928	1,210	646	109	34,474	12,773,628
1891-92 . . . . .	22,676	8,354	1,018	598	94	32,740	13,296,792
1892-93 . . . . .	18,339	7,201	1,002	716	137	27,395	12,274,252
1893-94 . . . . .	15,601	6,590	1,207	511	111	24,020	10,246,522
1894-95 . . . . .	22,781	7,916	1,663	1,233	129	33,722	13,692,095
1895-96 . . . . .	24,612	7,925	1,140	887	72	34,636	13,430,703
1896-97 . . . . .	19,370	5,053	2,550	811	36	27,820	11,850,261
1897-98 . . . . .	18,002	4,953	2,504	683	130	26,272	11,587,028

The crop of 1896 was very deficient in Bengal and Madras, and a large part of the surplus of the Burma crop was diverted to those provinces to supplement the deficiencies in the food supply. Under the influence of a good monsoon the yield in 1897

was abundant, being more than double the previous year's yield and 20 per cent above the average. The surplus in Burma was the largest on record, but the demand from the distressed tracts of India continued unabated during the first six months of the year. Thus 243,611 tons were shipped to Calcutta and Bombay from December 1896 to March 1897, and 351,297 tons between April and October 1897. Very large shipments were also made to Madras. The price of rice was high, the average being higher than in 1896-97, and the total shipments to foreign countries declined from the low level of the previous year.

The fluctuation of prices in Calcutta and Rangoon is shewn below :—

	CALCUTTA : BALLAM.		RANGOON : NGATSAIN.	
	Per maund.		Per cwt.	
	1896-97.	1897-98.	1896-97.	1897-98.
	Rs. A. P.	Rs. A. P.	Rs. A. P.	Rs. A. P.
April . . . . .	3 4 2½	4 9 9	3 10 6	4 3 0
May . . . . .	3 8 4½	4 14 0	3 14 4	4 13 5
June . . . . .	3 12 5	5 0 6	3 14 4	5 1 3
July . . . . .	3 15 7	5 0 10½	3 15 4	5 0 6
August . . . . .	3 14 6	5 7 4½	4 10 4	5 2 11
September . . . . .	4 9 1	6 0 3½	5 6 0	4 10 11
October . . . . .	4 12 3	5 5 8	5 2 5	3 12 5
November . . . . .	5 2 3	5 4 3	5 2 8	3 15 9
December . . . . .	5 2 7	5 7 3½	4 0 3	3 13 2
January . . . . .	4 5 10	3 14 9	4 0 4	3 4 10
February . . . . .	4 3 9	3 13 7½	4 0 3	3 6 6
March . . . . .	4 6 5	3 12 4	4 1 3	3 11 8

The countries to which Indian rice was exported in the last five years are these (cwt., 000's omitted) :—

	1893-94.	1894-95.	1895-96.	1896-97.	1897-98.
<b>EUROPE :</b>					
United Kingdom . . . . .	4,917	4,681	5,311	3,839	2,603
Malta . . . . .	293	540	...	...	... 10
France . . . . .	55	55	101	10	10
Egypt . . . . .	5,520	10,144	10,773	10,046	8,125
Germany . . . . .	421	754	719	336	200
Other countries . . . . .	2	347	3	12	116
<b>TOTAL</b>	<b>11,208</b>	<b>16,521</b>	<b>16,907</b>	<b>14,243</b>	<b>11,054</b>
<b>ASIA :</b>					
Ceylon . . . . .	3,911	4,346	4,656	3,808	4,583
Straits . . . . .	3,177	4,608	6,410	3,745	3,355
Arabia and Aden . . . . .	901	1,186	1,024	970	1,113
Japan . . . . .	...	220	113	...	1,138
Persia and other countries . . . . .	364	282	538	184	299
<b>TOTAL</b>	<b>8,353</b>	<b>10,642</b>	<b>12,741</b>	<b>8,797</b>	<b>10,488</b>
<b>AFRICA :</b>					
Mauritius, Réunion, and Eastern Coast . . . . .	2,023	2,548	2,313	2,080	1,656
Cape Colony, Natal, and other countries . . . . .	231	502	462	554	404
<b>TOTAL</b>	<b>2,254</b>	<b>3,050</b>	<b>2,775</b>	<b>2,634</b>	<b>2,060</b>
<b>AMERICA :</b>					
West Indies . . . . .	123	291	234	179	67
South America (chiefly Brazil) . . . . .	2,019	3,040	1,943	1,914	2,577
Canada . . . . .	2	82	...	...	... 4
United States . . . . .	25	70	...	...	...
<b>TOTAL</b>	<b>2,169</b>	<b>3,483</b>	<b>2,177</b>	<b>2,093</b>	<b>2,648</b>
<b>AUSTRALIA :</b>	<b>36</b>	<b>26</b>	<b>36</b>	<b>53</b>	<b>22</b>

The shipments to European countries fell by 22·4 per cent, but those to Asiatic countries increased by 19·2 per cent. Large supplies went to Ceylon and there was a brisk demand from Japan where the home crop was very poor. The competition of Saigon and Bangkok rice reduced the exports of Burma rice to the Straits, but large shipments were made to Brazil.

*Wheat.*—The exports of wheat during the last five years were :—

—	From Bengal.	From Bombay.	From Sind.	From Burma and Madras.	Total exports.	Total value.
	Cwt.	Cwt.	Cwt.	Cwt.	Cwt.	Rx.
1893-94 . . . . .	1,037,998	4,700,180	6,418,317	56	12,156,551	5,193,885
1894-95 . . . . .	240,526	1,045,735	5,600,987	543	6,887,791	2,565,271
1895-96 . . . . .	1,011,934	2,797,842	6,192,816	320	10,002,912	3,913,896
1896-97 . . . . .	74,107	1,159,698	676,250	498	1,910,553	836,395
1897-98 . . . . .	75,733	377,594	1,938,912	363	2,392,607	1,341,151

The collapse in trade in the second half of the year 1896-97 continued through the first half of last year. The harvest of 1896-97 was below the average, and with the general prevalence of distress prices ruled abnormally high. From August 1897 the price of wheat in London began to rise, and there was a rapid decline in Karachi prices from January 1898. A brisk revival of the trade began in March. In the present year with a crop estimated to be 33 per cent above last year's yield and abnormally high prices in Europe the trade has been very active, the exports during the first three months being 11,322,756 cwt. valued at Rx. 6,055,308.

The course of prices during the last two years at the three principal ports was :—

—	KARACHI.		BOMBAY.		CALCUTTA.	
	Per candy of 656 lbs.		Per cwt.		Per maund of 82½ lbs.	
	1896-97.	1897-98.	1896-97.	1897-98.	1896-97.	1897-98.
	Rs. A. P.	Rs. A. P.	Rs. A. P.	Rs. A. P.	R. A. P.	Rs. A. P.
April . . . . .	26 2 5	30 9 7	4 8 10	5 13 7	3 3 0	4 3 9
May . . . . .	26 3 0	32 15 0	4 10 8	5 15 5½	3 6 1	4 2 4
June . . . . .	25 13 6	31 14 5	4 11 1	5 13 2	3 7 2	4 5 0
July . . . . .	25 10 0	33 8 6	4 11 1	5 14 3½	3 8 3	4 6 4½
August . . . . .	26 3 0	35 5 2	4 12 3	6 2 8	3 12 0	4 8 1½
September . . . . .	28 4 0	35 6 6	4 14 6	6 6 3	4 2 5	4 3 5½
October . . . . .	33 13 7	34 6 6	7 6 6	5 1 11	5 6 0	3 8 6
November . . . . .	36 10 6	35 1 6	7 14 6	5 3 10	5 5 6	3 9 3
December . . . . .	36 7 2	35 1 2½	7 15 1	5 2 3	5 3 2	3 8 8½
January . . . . .	30 12 0	31 11 0	5 6 8	5 2 0½	5 1 6	3 13 0
February . . . . .	31 2 6	31 1 6	5 7 4	5 1 7½	4 14 6	3 14 1½
March . . . . .	30 5 6	29 8 9½	5 10 3	4 15 0	4 3 0	3 9 4

*Wheat-flour.*—The high price of wheat naturally caused a decline in the exports of flour which fell from 67,177,000 lbs. in 1896-97 to 56,592,000 lbs. in 1897-98, a decrease of 15·7 per cent. Flour is sent mainly to Mauritius, Aden, Arabia, Ceylon, and Zanzibar.

*Jawár and Bájra and Pulse.*—

—	Jawár and Bájra.	Pulse.
	Cwt.	Cwt.
1893-94 . . . . .	752,745	850,635
1894-95 . . . . .	814,269	440,025
1895-96 . . . . .	731,669	742,086
1896-97 . . . . .	652,812	555,942
1897-98 . . . . .	642,560	306,033

With scarcity of food and abnormally high prices prevailing throughout the first half of the year the export of these food-grains was greatly restricted.

The export of barley rose from 19,537 cwt. in 1896-97 to 34,471 cwt. in 1897-98, but in all the other grains there was a decline.

*Sugar.*—The figures appended shew the exports in the last six years :—

	—	Refined.	Raw.
		Cwt.	Cwt.
1892-93	. . .	37,461	798,773
1893-94	. . .	145,946	1,150,635
1894-95	. . .	60,179	958,107
1895-96	. . .	41,934	1,021,832
1896-97	. . .	62,963	1,097,202
1897-98	. . .	37,887	548,895

The exports declined to a very low level and the production was doubtless affected by the drought. It is noticeable that although there were extraordinarily large imports of refined sugar, the price of Indian refined sugar rose during last year. Three-fourths of the quantity exported was sent to the United Kingdom.

*Tea.*—The exports of the year exceeded those of 1896-97 by about 2½ million pounds, and the total quantity exported was nearly twice as large as the quantity exported twelve years ago, as the figures below show :—

	lbs. (000's omitted)	Rx.		lbs. (000's omitted.)	Rx.
1886-87	78,703	4,727,992	1892-93	114,722	6,292,348
1887-88	87,514	5,174,440	1893-94	126,332	6,585,835
1888-89	97,011	5,267,315	1894-95	129,099	7,555,745
1889-90	103,760	5,277,650	1895-96	137,710	7,664,889
1890-91	107,015	5,219,233	1896-97	148,908	8,124,548
1891-92	120,149	5,968,129	1897-98	151,452	8,058,623

It is estimated that the production of tea in 1898 is about six million pounds in excess of the production of 1897.

The average prices realised at the auction sales in Calcutta during the last nine years were as follow, in annas and pie per pound. The decline in prices has been continuous since 1894-95 :—

	1889-90.	1890-91.	1891-92	1892-93.	1893-94.	1894-95.	1895-96.	1896-97.	1897-98
Orange (and broken orange)									
Pekoe . . . . .	11-8	11-2½	11-1	13-0½	11-17	14-0½	11-1¼	9-11½	8-9½
Broken Pekoe . . . . .	9-9	8-10½	8-7½	11-3½	9-2½	11-8	9-0	8-7¼	7-5½
Pekoe . . . . .	7-5	7-2	7-0½	8-9	7-2½	9-4¼	7-3¼	6-9	6-0¼
Pekoe fannings . . . . .	5-7	5-10	5-3½	6-7½	5-7½	7-3½	6-0	5-9½	5-0
Pekoe Souchong . . . . .	5-7	5-8½	5-3½	6-5¼	5-4½	7-2½	5-11	5-5½	4-10½
Broken do. . . . .	5-0	5-3½	4-9½	5-10½	4-11½	6-8½	5-6½	5-3½	4-6½
Other low class . . . . .	4-8	5-2	4-2½	5-0½	4-5½	5-6	4-11¼	4-6½	3-7¼

The average price per pound in Calcutta of all qualities for the past four years has been :—

	1894-95.	1895-96.	1896-97.	1897-98.
	As. P. 9 3	As. P. 8 9	As. P. 8 8	As. P. 8 5

The exports were distributed as follows in pounds (000's omitted) :—

—	1895-96.	1896-97.	1897-98.
United Kingdom . . . . .	123,947	135,457	137,656
Australia . . . . .	6,775	6,156	6,793
Persia . . . . .	3,188	1,994	1,464
Turkey in Asia . . . . .	1,356	1,981	1,337
United States . . . . .	581	785	930
Russia . . . . .	486	458	689
Canada . . . . .	408	323	594
China . . . . .	111	327	565
Germany . . . . .	229	267	466

The shipments to the United Kingdom were nearly 91 per cent of the whole. The exports to Australia recovered to the level of 1895-96, but the trade does not progress as might be expected. There was a marked decline in the shipments to Persia and Turkey in Asia, but an increase in the shipments to Russia. These figures, however, indicate a decrease in the shipments of Indian tea for Central Asia of 943,000 lbs. and the land trade *via* Kandahar and Kabul also shows a diminution of 156,000 lbs. The trade with Bajaur, Kashmir, and Ladakh also decreased by 468,000 lbs.

The direct shipments to the United States increased, but there was a greater fall in the consignments to Canada. These countries are, however, largely supplied through the United Kingdom, the exports thence being :—

—	1895.	1896.	1897.
To United States . . . . .	Lbs. 908,743	Lbs. 902,619	Lbs. 612,574
„ Canada . . . . .	823,207	905,597	1,134,339

Messrs. Gow, Wilson, and Stanton give the following additional figures for transshipments and exports to North America *via* China :—

—	1895.	1896.	1897.
Transshipments <i>via</i> United Kingdom	Lbs. 2,299,781	Lbs. 3,123,224	Lbs. 3,309,114
Exports <i>via</i> China (about)	40,000	327,333	607,167

The same firm state that the consumption of tea in the United Kingdom was: Indian, 54 per cent; Ceylon, 37 per cent; China, 7 per cent; other kinds, 2 per cent.

The imports of tea into the United Kingdom from India, China, and Ceylon have been (lbs., 000's omitted) :—

—	From India.	From Ceylon.	From China.	—	From India.	From Ceylon.	From China.
1884 . . . . .	63,208	2,211	143,771	1891 . . . . .	109,638	61,900	62,284
1885 . . . . .	64,382	4,242	139,673	1892 . . . . .	111,711	66,042	57,051
1886 . . . . .	73,467	7,144	145,308	1893 . . . . .	115,023	72,631	56,209
1887 . . . . .	84,645	13,062	119,799	1894 . . . . .	118,380	76,311	43,763
1888 . . . . .	89,874	22,510	105,735	1895 . . . . .	123,362	83,448	40,084
1889 . . . . .	95,384	32,673	88,558	1896 . . . . .	127,720	94,860	35,300
1890 . . . . .	101,771	42,491	73,743	1897 . . . . .	136,221	96,808	28,981

The places of shipment of Indian tea are :—

—	1895-96.	1896-97.	1897-98.
	Lbs.	Lbs.	Lbs.
From Bengal . . .	130,495,190	143,235,822	145,363,650
” Bombay . . .	3,940,295	2,413,247	1,983,315
” Sind . . .	674,795	505,344	845,754
” Madras . . .	2,510,059	2,690,027	3,242,079
” Burma . . .	89,866	64,021	17,019
TOTAL . . .	137,710,205	148,908,461	151,451,817

There is also a small export from Travancore and Cochin.

Here it may be mentioned that the export of tea-seed from Bengal, mainly to Ceylon, has been in the last three years as follows :—

—	Cwt.	Rx.
1895-96 . . .	3,232	35,985
1896-97 . . .	4,173	52,825
1897-98 . . .	5,347	87,853

#### Metals.

The trade in hardware, cutlery, and metals is of little importance. The value of *Manganese ore* exported from the Madras Presidency constitutes nearly one-half of the trade. Last year 68·8 per cent of the quantity exported went to the United Kingdom and the remainder to the United States. The trade in this ore is rapidly increasing, as will be seen from the figures below :—

—	Cwt.	Rx.
1892-93 . . .	20,000	800
1893-94 . . .	33,000	1,320
1894-95 . . .	128,320	5,133
1895-96 . . .	455,160	18,206
1896-97 . . .	946,600	37,864
1897-98 . . .	1,576,580	63,003

#### Chemicals, Drugs, Narcotics, and Dyes.

*Saltpetre*.—The exports have been :—

—	Cwt.	Rx.
1893-94 . . .	321,933	338,102
1894-95 . . .	352,985	411,365
1895-96 . . .	421,769	535,945
1896-97 . . .	528,452	572,164
1897-98 . . .	417,786	398,745

The trade failed to maintain the high level of the two previous years. There was a slackened demand from the United Kingdom, as large stocks of the previous year's shipments remained unsold. Diminished quantities were also shipped to the United States and Germany.

*Cinchona bark.*—The quantity exported was 3,056,769 lbs., or nearly ten times more than in 1896-97. So large a quantity has not been exported since 1888-89, and the value of the shipments was higher than in any year since 1892-93. The consignments were all from the Madras Presidency to the United Kingdom. About two-thirds of the world's supply is produced in Java where the crop for 1897 was somewhat short, and in Europe there was a sudden and important rise in price.

*Opium.*—The exports are (number of chests) :—

—	From Bengal.	From Bombay.	Total.	Value.
				Rs.
1893-94 . . .	43,593	27,246	70,839	8,019,428
1894-95 . . .	39,778	29,056	68,834	9,064,665
1895-96 . . .	36,390	24,470	60,860	8,459,336
1896-97 . . .	39,527	22,731	62,258	8,022,923
1897-98 . . .	37,846	18,223	56,069	6,097,563

Average price—

—	Bengal.	Bombay.
	Rs.	Rs.
1891-92 . . .	1,059	1,152
1892-93 . . .	1,243	1,200
1893-94 . . .	1,110	1,167
1894-95 . . .	1,331	1,297
1895-96 . . .	1,387	1,394
1896-97 . . .	1,257	1,344
1897-98 . . .	1,029	1,209

The exports were thus distributed (in chests) :—

—	1894-95.	1895-96.	1896-97.	1897-98.
China : Hong Kong . . .	30,823	28,527	29,215	28,163
” : Treaty Ports . . .	20,992	17,090	15,918	13,802
Straits . . . . .	14,567	12,529	13,090	12,290
Cochin-China . . . . .	1,409	1,450	2,660	700
Other countries . . . . .	1,052	1,264	1,375	1,114

There was a reduction in the number of chests sent to all the countries to which shipments are made, but the large decrease against Cochin-China is partly due to shipments during two periods of two calendar years having been included in the official year 1896-97 against only one shipment during 1897-98. Though the dollar price of opium at Hong Kong increased during 1897-98, the fall in the exchange value of the dollar caused a corresponding fall in rupee prices in India. With small shipments induced by the competition of the Chinese drug and unfavourable exchange and the consequent fall in price, the value of the trade diminished last year by Rs. 1,925,360.

*Tobacco.*—There is a considerable trade in the export of cigars as shewn by the figures for the last five years :—

—	Lbs.	Rs.
1893-94 . . . . .	549,197	50,629
1894-95 . . . . .	593,539	60,804
1895-96 . . . . .	600,940	62,701
1896-97 . . . . .	557,816	63,781
1897-98 . . . . .	600,821	67,527

The shipments from Madras amounted to 429,021 lbs. and from Burma to 125,731 lbs. The United Kingdom took 222,850 lbs., and smaller shipments were made to the Straits, Ceylon, Aden, Mauritius, and many other countries.

The export of leaf tobacco declined from 11 $\frac{1}{4}$  million pounds in 1896-97 to 9 $\frac{3}{4}$  million pounds in 1897-98, the decrease occurring in the exports from Bombay to Aden. The bulk of the exports went to the Straits, Aden, and Holland.

*Cutch.*—The exports are :—

—	Cwt.	Rx.
1893-94 . . .	187,115	337,890
1894-95 . . .	155,032	292,136
1895-96 . . .	183,729	379,611
1896-97 . . .	122,082	239,953
1897-98 . . .	97,187	187,482

With a slack demand for export and a fall in prices the production of cutch was restricted, and the trade sunk to a very low level. No business was done with the United States which in 1896-97 took 6,520 cwt., and the quantity sent to the Straits decreased by nearly 50 per cent.

*Indigo.*—The exports of the last ten years were :—

—	Cwt.	Rx.	—	Cwt.	Rx.
1888-89 . . .	142,447	3,948,594	1893-94 . . .	131,399	4,182,128
1889-90 . . .	157,116	3,863,084	1894-95 . . .	166,308	4,745,915
1890-91 . . .	118,425	3,073,125	1895-96 . . .	187,337	5,354,511
1891-92 . . .	125,327	3,214,076	1896-97 . . .	169,523	4,370,757
1892-93 . . .	126,703	4,141,179	1897-98 . . .	133,849	3,057,402

The exports from Calcutta and Madras have been as follow in the last nine years (cwt.) :—

—	Calcutta.	Madras.
1889-90 . . .	91,835	53,889
1890-91 . . .	69,819	40,696
1891-92 . . .	98,075	19,718
1892-93 . . .	61,637	47,116
1893-94 . . .	76,398	42,751
1894-95 . . .	106,830	44,974
1895-96 . . .	111,714	62,425
1896-97 . . .	109,001	43,680
1897-98 . . .	71,364	48,165

The season was generally unfavourable, the estimated yield of the crop of 1897 for all India being 10.5 per cent below that of 1896 and 19 per cent below the average. In Behar the crop was the smallest on record for very many years. Notwithstanding the small outturn, prices have ruled very low. The quality of the crop was poor, particularly in Behar where it was grown and manufactured under unfavourable climatic conditions. The high rate of exchange which prevailed throughout the season of the sales and the large stocks held in London and on the Continent tended to still further depress prices. The season opened with an entire absence of speculative demand, to which the news of the invention by the Badische Anilin und Soda Fabrik of artificial indigo, alleged to be absolutely identical with the natural product, contributed not a little. This preparation has, however, been found to



be unsuitable for ordinary dyeing, and it cannot as yet be produced at a sufficiently low cost or in quantities to interfere very much with the consumption of natural indigo. It seems, however, probable that prices may be permanently lowered by the competition of the artificial dye, and it is noticeable that the demand for indigo does not increase in proportion to the amount of dyeing to be done. The future prosperity of the indigo-planting industry may thus depend on improving the quality of the dye by more scientific manufacture and on greater economy in the production.

Of the indigo exported from Calcutta, the United Kingdom took a greatly reduced quantity, namely, 26·7 per cent against 38·4 per cent in the previous year. The Continent of Europe took 39·9 per cent, and large shipments were made to the United States from which there was a steady demand. From Madras the total shipments exceeded those of the previous year, the decline in the exports to the United Kingdom being compensated by increased shipments to Japan and Egypt.

*Myrabolams.*—The trade which declined in 1896-97, owing to deficient supplies from the Central Provinces and the derangement of trading operations in Bombay, was still further contracted last year when the amount exported was 726,060 cwt., value Rx. 258,949, against 899,372 cwt., value Rx. 361,431, in the previous year. The crop was again below the average.

#### Oils.

The value of the exports of oils of all kinds is :—

1893-94	Rx.	535,881	1896-97	Rx.	608,789
1894-95		775,016	1897-98		651,675
1895-96		738,707			

The most important descriptions are castor and cocoanut, the figures being :—

		Castor.	Cocoanut.
		Gallons.	Gallons.
1893-94		2,294,644	821,355
1894-95		2,679,236	2,285,524
1895-96		2,016,461	2,205,727
1896-97		1,997,475	1,137,538
1897-98		1,953,509	1,046,235

The decline in the exports of both castor and cocoanut is attributed to unfavourable seasons, and of the latter the imports have been unusually large and are about  $2\frac{1}{2}$  times greater than the exports.

A small trade is done in the exportation of kerosene oil from Burma to the Straits, but owing to the unfavourable exchange it nearly ceased last year. Paraffin wax is also exported to the United Kingdom, the Straits, and Australia. The progress of the trade is shewn in the figures appended :—

		Cwt.	Rx.
1893-94		28,858	50,779
1894-95		25,458	47,703
1895-96		34,715	60,162
1896-97		41,332	76,474
1897-98		29,670	59,151

*Raw Materials and Unmanufactured Articles.*

*Bristles and fibre for brushes and brooms.*—The value of this trade in 1896-97 was Rx. 93,734 and increased last year to Rx. 104,434.

*Coal and Coke.*—This trade shews rapid expansion. In 1892-93 the exports were less than 16,000 tons and last year they had increased to 212,855 tons. The destination of the exports was:—

—	1896-97.	1897-98.
Ceylon . . . . .	93,635	105,039
Straits . . . . .	14,532	85,317
Aden . . . . .	16,775	8,094
Mauritius . . . . .	7,757	7,317
Zanzibar . . . . .	50	2,308
Arabia . . . . .	50	2,237
Persia . . . . .	70	1,029
United Kingdom . . . . .	...	117
Turkey in Asia . . . . .	2,550	50

The large increase in the exports to the Straits is attributed to the short supply of coal from Japan, owing to the restricted output of the Japanese collieries and a rise of more than 50 per cent in price. Bengal coal is used extensively in other provinces in place of foreign coal, the quantity exported coastwise to Bombay, Madras, and Burma reaching the large figure of 916,481 tons last year. This trade is somewhat hampered by the insufficiency of railway transport from the coalfields to the seaboard.

*Cotton.*—The exports of the last sixteen years are given below (cwt., 000's omitted):—

—	Cwt.	Rx.	—	Cwt.	Rx.
1882-83 . . . . .	6,168	16,049,017	1890-91 . . . . .	5,914	16,502,775
1883-84 . . . . .	5,979	14,383,728	1891-92 . . . . .	4,425	10,754,312
1884-85 . . . . .	5,066	13,286,367	1892-93 . . . . .	4,789	12,743,679
1885-86 . . . . .	4,190	10,777,204	1893-94 . . . . .	4,789	13,296,670
1886-87 . . . . .	5,433	13,468,429	1894-95 . . . . .	3,385	8,703,356
1887-88 . . . . .	5,375	14,412,842	1895-96 . . . . .	5,248	14,090,193
1888-89 . . . . .	5,331	15,045,648	1896-97 . . . . .	5,216	12,970,089
1889-90 . . . . .	6,320	18,668,404	1897-98 . . . . .	3,723	8,871,313

The acreage sown with cotton was about one million acres less than the average, the decrease being due in part to the substitution of food-grains for cotton with a view to replenish exhausted food-stocks. The yield, however, was better than in the previous year, when the crop was very poor, and on the whole it approximated to the average. The exports during the latter portion of the export season of 1896-97, that is from April to June, which comes within the year under review, were small, and the export season of 1897-98 was late and the decline in the exports during the financial year 1897-98 is thus greater than is shewn by a contrast of the last two cotton seasons. Still there was a very serious decline last year, and this must be attributed to other causes than the shortness of the supply, as the quantity available for export far exceeded the demand. The shrinkage appears in the exports to Europe and is primarily due to the fall in the price of American cotton caused by an unusually large crop. Dealers refused to accept the unremunerative prices offered for export to Europe and meanwhile Continental spinners were supplying their wants from America, the price of American cotton being then relatively, and during part of November absolutely, cheaper than Indian cotton. The demand from the Far East was good, and the large exports to Japan, though less than in the previous year, are satisfactory. It may be noted that the fall in the quotations of American cotton caused a large increase last year of the imports into Japan from the United States.

The table below shows the principal countries to which Indian cotton has been exported in the last ten years (cwt., 000's omitted) :—

—	1888-89.	1889-90	1890-91	1891-92	1892-93	1893-94.	1894-95	1895-96	1896-97.	1897-98.
Japan . . . . .	...	61	78	401	444	368	465	856	1,499	1,811
Germany . . . . .	191	486	810	745	915	1,022	692	994	871	586
Italy . . . . .	781	957	824	588	709	670	565	662	668	501
Belgium . . . . .	873	942	907	670	684	824	468	748	631	394
Austria-Hungary . . . . .	755	741	719	548	594	616	403	717	538	334
United Kingdom . . . . .	1,776	2,166	1,520	710	528	521	333	644	379	206
France . . . . .	549	635	689	509	537	472	269	465	382	177
China . . . . .	139	125	119	110	46	4	29	60	163	150

*Hides and Skins.*—The exports are :—

—	Hides.		Skins.	
	No.	Rx.	No.	Rx.
1892-93 . . . . .	6,739,740	1,761,469	8,477,905	376,703
1893-94 . . . . .	7,409,879	1,948,482	6,370,835	618,968
1894-95 . . . . .	8,050,886	2,088,918	7,674,551	790,658
1895-96 . . . . .	8,244,530	2,610,344	8,173,037	1,017,949
1896-97 . . . . .	7,427,943	2,541,044	6,310,988	693,532
1897-98 . . . . .	10,072,470	3,374,932	9,842,409	1,119,365

The abatement of the plague at Karachi and the withdrawal of the prohibition imposed by foreign countries on the importation of hides removed the embarrassment to the trade experienced in 1896-97. There was a brisk demand from the Continent of Europe and the United States for both hides and skins, and with the plentiful supply provided by a year of drought and famine there was an increase in the value of both heads, as compared with 1896-97, of Rx. 1,259,721, this being by far the largest individual increase in the export trade of the year.

*Jute.*—The exports in the last sixteen years were as follows (cwt., 000's omitted) :—

—	Cwt.	Rx.	—	Cwt.	Rx.
1882-83 . . . . .	10,249	5,846,926	1890-91 . . . . .	11,986	7,602,010
1883-84 . . . . .	7,018	4,592,635	1891-92 . . . . .	8,532	6,848,493
1884-85 . . . . .	8,369	4,661,368	1892-93 . . . . .	10,537	7,944,223
1885-86 . . . . .	7,782	4,355,362	1893-94 . . . . .	8,690	8,524,130
1886-87 . . . . .	8,307	4,869,815	1894-95 . . . . .	12,977	10,575,977
1887-88 . . . . .	9,643	6,040,379	1895-96 . . . . .	12,267	9,992,861
1888-89 . . . . .	10,553	7,897,154	1896-97 . . . . .	11,464	10,550,577
1889-90 . . . . .	10,256	8,639,861	1897-98 . . . . .	15,023	10,129,992

The area sown with jute in 1897 was about 2 per cent less than in the previous year, but the estimated yield was above the average. The season was very favourable and the very large crop harvested exceeded expectations. The quantity exported is the highest on record, being 31 per cent more than in 1896-97. The quality was good at first, but fell off very much later in the season, and with the large quantities on the market prices declined heavily, the average price for the year in Calcutta being Rs. 6-11-10 per cwt. against Rs. 9-3-3 per cwt. in 1896-97, which was however a year of high prices. Notwithstanding the large increase in the quantity exported the fall in prices reduced the value of the exports to 4 per cent below the level of 1896-97.

The destination of the jute has been as follows in the last five years (cwt., 000's omitted) :—

—	1893-94.	1894-95.	1895-96.	1896-97.	1897-98.
United Kingdom . . . . .	5,469	6,842	7,334	6,749	3,125
Germany . . . . .	1,171	2,380	1,755	1,823	2,708
United States . . . . .	854	2,167	1,577	1,272	2,174
France . . . . .	335	558	545	572	722
Austria-Hungary . . . . .	297	423	373	233	536
Italy . . . . .	255	363	344	334	511
Spain . . . . .	125	179	196	127	216

*Manures.*—These consist almost entirely of animal bones. The exports during the last five years have been :—

—	Tons.	Rx.
1893-94 . . . . .	51,390	230,804
1894-95 . . . . .	79,723	478,557
1895-96 . . . . .	79,402	460,404
1896-97 . . . . .	76,293	423,207
1897-98 . . . . .	72,664	395,250

The principal destination of the manures last year was :—

	1897-98.
	Tons.
United Kingdom . . . . .	34,813
Germany . . . . .	16,062
France . . . . .	10,347
Ceylon . . . . .	4,589
Belgium . . . . .	4,212

*Mica.*—The exports last year were 11,608 cwt., value Rx. 106,857, destined mainly for the United Kingdom and the United States.

*Oilcake.*—The trade has expanded greatly during recent years, but last year there was a great contraction :—

—	Cwt	Rx.
1893-94 . . . . .	469,866	140,378
1894-95 . . . . .	461,876	140,266
1895-96 . . . . .	557,734	175,055
1896-97 . . . . .	603,067	191,767
1897-98 . . . . .	414,507	138,373

*Rice-bran.*—This is produced in the rice-mills of Burma. The exports of the last three years have been :—

—	Tons.	Rx.
1895-96 . . . . .	92,017	208,926
1896-97 . . . . .	102,416	255,551
1897-98 . . . . .	118,491	268,490

## Seeds.—Exports—

—	Cwt. (000's omitted.)	Rx.	—	Cwt. (000's omitted.)	Rx.
1884-85 . . .	18,251	10,745,203	1891-92 . . .	19,164	12,208,458
1885-86 . . .	17,280	9,948,350	1892-93 . . .	16,509	11,631,015
1886-87 . . .	15,866	9,198,560	1893-94 . . .	24,229	16,753,251
1887-88 . . .	16,060	9,385,024	1894-95 . . .	20,887	14,201,520
1888-89 . . .	15,570	9,561,756	1895-96 . . .	13,672	9,717,431
1889-90 . . .	15,795	10,627,553	1896-97 . . .	11,398	8,011,680
1890-91 . . .	14,799	9,343,252	1897-98 . . .	12,553	8,594,100

The trade in the principal kinds of oilseeds was as follows in the last five years (cwt., 000's omitted) :—

—	1893-94.	1894-95.	1895-96.	1896-97.	1897-98.
Castor . . . . .	1,108	1,175	1,048	998	1,059
Earthnuts . . . . .	1,537	2,267	1,118	486	45
Linseed . . . . .	10,245	9,016	5,629	5,350	4,683
Poppy . . . . .	846	586	738	865	778
Rape . . . . .	7,319	4,754	2,250	1,889	3,560
Til or jinjili . . . . .	2,424	2,325	2,461	1,587	2,011

There was an improvement on the trade of 1896-97, but it still remained at a low level. The seasons have been unfavourable, and last year less land was planted with seeds as food-crops were more extensively grown. The exports of linseed, of which the yield was poor, sank to a lower level, but there was a large and satisfactory increase in rape and sesamum (til or jinjili). The very large decline in earthnuts which occurs in the exports to France is probably due, as explained in last year's review, to soap-makers having found cotton-seed oil an efficient substitute for ground-nut oil.

*Silk.*—Exports are as follow, in lbs. (000's omitted) :—

—	Reeled.	Chasam (waste).	Cocoons.	Total value in Rx.
1893-94 . . . . .	613	1,081	77	698,099
1894-95 . . . . .	511	794	26	502,009
1895-96 . . . . .	708	1,072	12	642,169
1896-97 . . . . .	595	899	1	511,661
1897-98 . . . . .	622	1,038	2	514,850

There was a large increase in the shipments to the United Kingdom and a decrease in the shipments to France. The produce of wild worms, tasar, munga, eria, and other wild silk included in last year's exports was :—

—	lbs.	Value in Rx.
Reeled silk . . . . .	67,821	27,271
Chasam or waste . . . . .	325,420	16,721
Cocoons . . . . .	1,142	285

*Teak timber.*—Exports in the last five years :—

—	Cubic tons.	Rx.
1893-94 . . . . .	45,964	457,447
1894-95 . . . . .	56,495	570,130
1895-96 . . . . .	63,516	670,974
1896-97 . . . . .	64,221	686,483
1897-98 . . . . .	81,866	954,652

There was a brisk demand for teak throughout the year and largely increased quantities were shipped to the United Kingdom, Ceylon, and Egypt. Siamese teak to the extent of 13,382 cubic tons was imported into India, but its competition with Indian teak in foreign markets does not appear to have damaged the Indian trade.

*Wool.*—Exports in the last five years :—

—	lbs (ooo's omitted.)	Rx.
1893-94 . . .	24,249	1,079,772
1894-95 . . .	31,150	1,376,850
1895-96 . . .	31,042	1,355,108
1896-97 . . .	28,433	1,241,497
1897-98 . . .	30,893	1,356,537

With a revival of the trade in Bombay and Karáchi which was injuriously affected in the second half of 1896-97 when the plague scare was at its height, the exports recovered to the level of 1895-96. The United Kingdom has practically a monopoly of the trade. The only other customers of any importance in the trade are Japan and France, and to the former the exports increased by 77 per cent last year.

*Articles Manufactured and partly Manufactured.*

The following figures indicate the relative proportions of each principal class of manufactures in the last five years :—

—	1893-94.	1894-95.	1895-96.	1896-97.	1897-98.
	Rx.	Rx.	Rx.	Rx.	Rx.
Cotton yarn and goods . . .	6,242,558	7,148,679	8,344,587	8,496,474	8,151,338
Jute goods . . . . .	3,441,787	4,210,834	4,747,443	5,213,930	5,930,856
Tanned hides and skins . . .	3,233,877	3,680,364	4,011,185	3,766,794	3,823,237
Lac . . . . .	952,149	1,394,908	1,826,206	1,383,245	1,060,664
Coir goods . . . . .	213,782	222,461	313,126	240,631	273,419
Woollen goods . . . . .	146,662	151,342	182,885	202,032	223,899
Apparel . . . . .	130,197	178,169	208,283	190,790	164,136
Silk goods . . . . .	242,417	167,198	183,399	159,841	126,041

*Cotton yarn.*—The exports of the last ten years have been :—

—	lbs. (ooo's omitted.)	Rx.	—	lbs. (ooo's omitted.)	Rx.
1888-89 . . . . .	128,907	5,207,100	1893-94 . . . . .	134,066	4,974,133
1889-90 . . . . .	141,950	5,748,732	1894-95 . . . . .	158,854	5,672,024
1890-91 . . . . .	169,275	6,543,364	1895-96 . . . . .	184,362	6,739,836
1891-92 . . . . .	161,253	5,771,033	1896-97 . . . . .	195,996	7,173,108
1892-93 . . . . .	189,175	6,773,482	1897-98 . . . . .	199,946	6,966,832

The trade in yarn was on a large scale in 1896-97, notwithstanding the check on production in the last quarter of the year caused by the outbreak of the plague in Bombay. The exports for last year shew a further advance in quantity, but owing to a fall in prices the value declined by nearly 3 per cent.

*Cotton piece-goods.*—The exports of cotton piece-goods (grey, white, and coloured) in the same period of the years have been :—

—	Yards. (000's omitted.)	Rx.	—	Yards. (000's omitted.)	Rx.
1888-89 . . . . .	70,244	1,083,222	1893-94 . . . . .	72,715	1,173,698
1889-90 . . . . .	59,432	911,179	1894-95 . . . . .	85,644	1,371,838
1890-91 . . . . .	67,639	1,040,414	1895-96 . . . . .	92,662	1,498,963
1891-92 . . . . .	73,351	1,132,182	1896-97 . . . . .	74,577	1,203,841
1892-93 . . . . .	79,678	1,222,349	1897-98 . . . . .	62,252	1,064,889

The exports which decreased by 19·7 per cent in 1896-97 shew a further falling off of 11·5 per cent last year.

The following facts regarding the production of the mills are taken from returns obtained under the Cotton Duties Act, where that Act is in force and from such of the Native States as have imposed excise duties on cotton manufactures.

*Production of yarn.*—

—	—	No. 20 and lower counts.	Counts above No. 20.	Total.
		lbs.	lbs.	lbs.
1. Madras . . . . .	1896-97 . . . . .	26,180,993	3,138,333	29,319,326
	1897-98 . . . . .	29,073,734	3,441,711	32,515,445
2. Bombay . . . . .	1896-97 . . . . .	256,157,728	46,137,235	302,294,963
	1897-98 . . . . .	271,430,889	53,218,295	324,649,184
3. Bengal . . . . .	1896-97 . . . . .	40,752,782	1,354,211	42,106,993
	1897-98 . . . . .	43,567,711	938,914	44,806,625
4. North-Western Provinces and Oudh, including Ajmere-Merwara . . . . .	1896-97 . . . . .	21,561,079	987,394	22,548,473
	1897-98 . . . . .	25,999,123	747,730	26,746,853
5. Panjab . . . . .	1896-97 . . . . .	5,083,191	231,643	5,314,834
	1897-98 . . . . .	6,393,235	213,684	6,606,919
6. Central Provinces . . . . .	1896-97 . . . . .	14,802,956	2,808,255	17,611,211
	1897-98 . . . . .	15,717,622	2,616,698	18,334,320
7. Hyderabad Assigned Dis- tricts and Native States (Indore, Baroda, Nund- gaon, and Mysore) . . . . .	1897-98 . . . . .	7,570,663	1,365,821	8,936,484
TOTAL . . . . .	1897-98 . . . . .	400,052,977	62,542,853	462,595,830

In all provinces there was an increased production last year. The production of the Bombay mills was on a very reduced scale during the last quarter of the year 1896-97, owing to the exodus from the city caused by the outbreak of the plague, but with the abatement of the epidemic the industry recovered in the second quarter of last year and notwithstanding the recrudescence of the disease in the third quarter of the year the improvement was fairly maintained. The increase in Bombay is largest in the spinning of counts higher than No. 20. Madras and Berar also shew an increase in the spinning of the higher counts, but in all the other provinces there is a decrease in the higher counts and an increase in No. 20 and lower counts.

The Bombay mills produced 85 per cent of the yarn of counts above No. 20 and 70 per cent of the whole production of yarn. Bengal produced 9·6 per cent, Madras 7 per cent, the North-Western Provinces and Ajmere nearly 6 per cent, and the Central Provinces about 4 per cent.

*Production of woven goods.*—The production of woven goods during the last two years was :—

		Grey goods.	Other goods.	Total.
		lbs.	lbs.	lbs.
1. Madras . . . . .	1896-97 .	4,897,099	388,070	5,285,169
	1897-98 .	4,192,506	1,128,275	5,320,781
2. Bombay . . . . .	1896-97 .	60,647,787	6,375,979	67,023,766
	1897-98 .	67,174,303	6,307,261	73,481,564
3. Bengal . . . . .	1896-97 .	277,305	4,966	282,271
	1897-98 .	53,668	9,598	63,266
4. North-Western Provinces and Oudh, including Ajmere-Merwara.	1896-97 .	2,888,824	...	2,888,824
	1897-98 .	3,042,991	...	3,042,991
5. Panjab . . . . .	1896-97 .	873,146	...	873,146
	1897-98 .	1,007,519	14	1,007,533
6. Central Provinces . . . . .	1896-97 .	3,990,849	1,071,033	5,061,882
	1897-98 .	4,434,336	625,956	5,110,292
7. Hyderabad Assigned Dis- tricts and Native States (Indore, Baroda, Nund- gaon, and Mysore) . . . . .	1897-98 .	3,179,840	81,384	3,261,224
TOTAL . . . . .	1897-98 .	83,135,163	8,152,488	91,287,651

The Bombay mills produced 80 per cent of the total quantity of woven goods, and Madras and the Central Provinces each produced nearly 6 per cent. Grey goods constituted about 91 per cent of the total production. The proportion of woven goods other than grey goods was highest in Madras, where it increased last year to 21 per cent. In the Central Provinces the proportion was nearly 13 per cent and in Bombay 9 per cent.

The distribution of the exports of yarns and piece-goods in the last three years has been as follows :—

	Yarn, lbs (000's omitted)			Piece-goods, yards. (000's omitted.)		
	1895-96.	1896-97.	1897-98.	1895-96.	1896-97.	1897-98.
China . . . . .	174,710	186,073	189,472	21,492	14,506	4,202
Straits . . . . .	3,964	4,634	4,440	7,538	7,302	6,765
Japan . . . . .	1,208	635	354	69	32	3
Aden . . . . .	1,573	1,551	2,053	15,345	11,498	14,921
Asiatic Turkey . . . . .	734	1,199	943	3,034	2,948	1,803
Java . . . . .	247	286	394	57	73	12
Arabia . . . . .	511	463	533	3,506	2,711	2,786
Persia . . . . .	993	743	1,145	1,639	1,678	1,240
East Coast of Africa (most- ly Mozambique and Zan- zibar) . . . . .	115	82	138	20,503	20,901	18,611
Abyssinia . . . . .	...	...	...	6,337	4,645	218
Ceylon . . . . .	46	89	103	6,323	5,523	7,737
Mekran and Sonmiani . . . . .	1	1	...	1,731	858	1,146
Other countries . . . . .	260	235	371	4,488	1,902	2,208



The export of yarn to China increased, though with a fall in prices the value diminished; and the trade in piece-goods shews a very serious decline. This decrease is not peculiar to the trade with India, as the fall in exchange and heavy stocks greatly depressed the entire piece-goods trade of China during 1897. Chinese manufactures also appear to be supplanting the inferior qualities of plain goods of foreign manufacture. There was a marked decrease in the export of piece-goods to East Africa, but an increase in the trade with Aden and Ceylon.

The following figures shew the proportion of the different kinds of piece-goods in the export trade (yards, 000's omitted):—

	1893-94.	1894-95.	1895-96.	1896-97.	1897-98.
Grey (unbleached)	57,761	68,385	75,264	59,628	45,243
White (bleached)	142	297	146	225	277
Coloured, printed, or dyed	14,812	16,962	17,252	14,724	16,732

The total value of the yarns exported amounted to Rx. 6,966,832, the exports from Bombay being represented by a value of Rx. 5,947,783, or 85 per cent of the whole.

The value of the cotton goods exported amounted to Rx. 1,184,506, the proportion shipped from Bombay amounting to Rx. 618,512 or 52 per cent. Madras does a considerable trade in these goods (especially in dyed goods), the value of the trade of that province being Rx. 527,501 or 44.5 per cent of the whole.

The progress of the spinning and weaving industry in the last six years is shewn in the table appended.

	Number of mills.	Number of spindles.	Number of looms.
1892-93	130	3,378,303	26,317
1893-94	137	3,539,681	29,392
1894-95	143	3,711,669	34,161
1895-96	147	3,844,307	37,278
1896-97	154	3,975,719	37,303
1897-98	163	4,175,124	36,946

The mills are thus located:—

	Mills.	Spindles.	Looms.
Bombay Presidency	114	2,933,756	28,808
Bengal (suburbs of Calcutta)	10	379,082	200
Madras	11	274,254	1,705
North-Western Provinces	6	221,990	1,638
Panjab (Delhi)	4	46,932	406
Central India (Indore)	1	26,296	468
Central Provinces	6	124,610	1,708
Ajmere-Merwara	1	12,312	250
Hyderabad	3	52,476	623
Berar	1	18,900	248
Mysore	2	30,872	248
Pondicherry	3	28,644	644
Travancore	1	25,000	...

About 148,000 persons are stated to have been employed in the mills at the end of 1897-98, and the capital invested is returned at over Rx. 14,242,000; but this statement of capital is imperfect, the figures being confined to mills worked by joint-stock companies.

The Bombay Presidency contains 70 per cent of the spinning and 78 per cent of the weaving capacity of the Indian mills. Out of the 114 mills in that province 69 are located in the city and island of Bombay. These 114 mills employ an average of

about 98,000 persons daily. The capital invested in such of them as are owned by joint-stock companies is Rx. 9,645,000.

*Jute.*—The value of the exports of manufactured jute in the last ten years has been:—

	Rx.		Rx.
1888-89 . . .	2,571,478	1893-94 . . .	3,441,787
1889-90 . . .	2,791,242	1894-95 . . .	4,210,834
1890-91 . . .	2,481,961	1895-96 . . .	4,747,443
1891-92 . . .	2,513,100	1896-97 . . .	5,213,930
1892-93 . . .	3,237,993	1897-98 . . .	5,930,856

The exports of gunny bags and cloth have been as follow (000's omitted in both cases):—

	Bags. No.	Cloth. Yards.		Bags. No.	Cloth. Yards.
1888-89 . . .	99,791	15,161	1893-94 . . .	131,267	60,670
1889-90 . . .	97,416	37,144	1894-95 . . .	143,444	103,117
1890-91 . . .	98,749	29,854	1895-96 . . .	168,247	114,181
1891-92 . . .	106,251	37,289	1896-97 . . .	165,946	169,410
1892-93 . . .	123,975	40,060	1897-98 . . .	197,620	242,951

The expansion in the trade in gunny cloth is remarkable. In five years the value of the exports has increased from Rx. 563,018 to Rx. 2,141,605, and last year it represented 36·1 per cent of the whole. The exports of gunny bags have increased in the same period from Rx. 2,870,624 to Rx. 3,716,546. The noticeable advance in last year's exports may be attributed to the larger amount of machinery at work in India, the cheapness of raw jute, and a fall in the price of the manufactures.

The destinations of the bags have been (number, 000's omitted):—

	1896-97.	1897-98.
United Kingdom . . . . .	27,885	39,370
United States . . . . .	22,910	39,005
Australia . . . . .	21,852	30,336
Straits . . . . .	20,235	16,096
Germany . . . . .	8,468	12,839
South America . . . . .	15,051	11,690
China . . . . .	9,028	10,123
Egypt . . . . .	7,660	7,282
Cape Colony . . . . .	5,954	4,852
Belgium . . . . .	3,791	4,752
Asiatic Turkey . . . . .	4,765	3,760
Mauritius . . . . .	2,882	2,619
Natal . . . . .	2,390	2,262
Sandwich Islands . . . . .	1,261	2,192
Other countries . . . . .	11,814	10,442

The principal destinations of the cloth in the last two years have been:—

	1896-97. Million yards.	1897-98. Million yards.
United States . . . . .	111·6	179·1
South America . . . . .	26·6	34
United Kingdom . . . . .	23·8	18·7
China . . . . .	3·8	4·8

The statistics of the mill industry in Bengal are:—

—	1893-94.	1894-95.	1895-96.	1896-97.	1897-98.
No. of mills . . . . .	26	27	27	30	33
„ of looms . . . . .	9,417	9,875	10,406	12,611	13,444
„ of spindles . . . . .	189,080	197,533	212,581	254,596	265,249
„ of persons employed—daily average.	67,931	73,725	77,618	90,374	88,222
Nominal capital (figures incomplete) Rx.	3,444,930	3,656,225	4,000,875	4,366,225	4,567,500

*Silk manufactures.*—This trade is subject to fluctuations and in the last two years has been much depressed:—

	Rx.		Rx.
1893-94 . . . . .	242,417	1896-97 . . . . .	159,841
1894-95 . . . . .	167,198	1897-98 . . . . .	126,041
1895-96 . . . . .	183,399		

*Woollen manufactures.*—The trade shows steady progress. The exports of carpets and rugs were chiefly to the United Kingdom, the United States, and Ceylon. The recorded value of shawls exported was Rx. 15,918 last year, the principal destination being Persia. These articles are also exported by post, and of such consignments there is no record. The value of the exports has been (in Rx.):—

—	Carpets and rugs.	Other sorts.	Total.
1893-94 . . . . .	...	...	146,662
1894-95 . . . . .	115,634	35,708	151,342
1895-96 . . . . .	154,153	28,732	182,885
1896-97 . . . . .	182,392	19,640	202,032
1897-98 . . . . .	203,704	20,195	223,899

*Tanned Hides and Skins.*—The exports are:—

—	Cwt.	Rx.
1893-94 . . . . .	266,465	3,233,877
1894-95 . . . . .	315,035	3,680,364
1895-96 . . . . .	367,721	4,011,185
1896-97 . . . . .	341,726	3,766,794
1897-98 . . . . .	366,195	3,823,237

The trade was very large especially in hides, which go almost entirely to the United Kingdom. A decline in the export of skins was due to decreased shipments to the United States, the chief customer after the United Kingdom.

*Lac.*—The heavy fall in prices in 1896-97 was followed by a still greater decline last year, and thus though the quantity exported was unprecedentedly large, the value of the trade last year was 23 per cent smaller than in 1896-97, and nearly 42 per cent smaller than in 1895-96.

—	Cwt.	Rx.
1893-94 . . . . .	121,417	952,149
1894-95 . . . . .	159,238	1,394,908
1895-96 . . . . .	201,671	1,826,206
1896-97 . . . . .	203,757	1,383,245
1897-98 . . . . .	216,462	1,060,664

*Coir goods.*—There was a recovery from the depression of the previous year :—

	Cwt.	Rx.
1893-94 . . . . .	227,222	213,782
1894-95 . . . . .	237,827	222,461
1895-96 . . . . .	328,220	313,126
1896-97 . . . . .	253,681	240,031
1897-98 . . . . .	277,194	273,419

Of other manufactured articles the following may be mentioned, with their value :—

	1895-96.	1896-97.	1897-98.
	Rx.	Rx.	Rx.
Apparel . . . . .	171,617	154,648	127,091
Boots and shoes . . . . .	36,666	36,142	37,045
Works of art . . . . .	22,556	21,271	22,573
Books and printed matter . . . . .	40,886	37,482	35,525
Cabinetware and furniture . . . . .	48,094	43,884	35,930
Cordage and rope . . . . .	43,444	53,059	50,590
Jewellery and plate . . . . .	39,904	34,261	35,812
Leather . . . . .	12,054	19,633	47,964
Paper . . . . .	5,659	11,606	9,545
Perfumery . . . . .	14,171	10,205	15,605
Toys and requisites for games . . . . .	25,488	19,722	13,241
Wood . . . . .	28,790	42,525	52,327
Articles exported by post . . . . .	171,465	184,875	171,183

*General distribution of the export trade.*—The total value of the exports of Indian produce and manufactures in the last three years was thus distributed among the principal countries with which the trade is carried on :—

	1895-96.		1896-97.		1897-98.	
	Rx.	Per cent.	Rx.	Per cent.	Rx.	Per cent.
1. United Kingdom . . . . .	35,000,899	= 21·9	31,646,304	= 31·7	29,196,201	= 31·1
2. China . . . . .	13,778,103	12·6	13,681,925	13·7	12,082,642	12·9
3. Germany . . . . .	8,054,374	7·3	7,535,579	7·5	7,181,595	7·6
4. United States . . . . .	5,907,555	5·4	4,813,706	4·8	5,874,709	6·3
5. France . . . . .	8,664,871	7·9	6,355,496	6·4	5,627,199	6
6. Straits Settlements . . . . .	5,845,931	5·3	5,007,998	5	4,293,598	4·6
7. Japan . . . . .	2,789,436	2·5	4,075,886	4·1	4,157,981	4·4
8. Ceylon . . . . .	3,500,082	3·2	3,109,983	3·1	3,997,789	4·3
9. Egypt . . . . .	5,175,741	4·7	4,853,561	4·8	3,947,339	4·2
10. Belgium . . . . .	3,941,490	3·6	3,052,888	3·1	3,027,958	3·2
11. Italy . . . . .	3,122,050	2·8	3,027,963	3	2,674,166	2·8
12. Austria-Hungary . . . . .	3,344,489	3·5	2,496,685	2·5	2,101,259	2·2
13. South America . . . . .	1,182,021	1·8	1,436,142	1·4	1,712,047	1·8
14. Australia . . . . .	1,213,368	1·1	1,178,876	1·2	1,235,866	1·3
15. Mauritius . . . . .	1,092,737	1	1,125,926	1·1	1,134,202	1·2

With Europe the trade has been :—

	1895-96.	1896-97.	1897-98.	Decrease in 1896-97 compared with 1895-96.	Decrease in 1897-98 compared with 1896-97.
	Rx.	Rx.	Rx.	Per cent.	Per cent.
United Kingdom . . . . .	35,001,000	31,646,000	29,196,000	9·6	7·7
Continent . . . . .	28,725,000	23,637,000	21,402,000	17·7	9·2

## CHAPTER III.

## TRADE WITH COUNTRIES.

In the subjoined table are given the figures of the trade (merchandise only) with the several divisions of the world during the last five years:—

	1893-94.	1894-95.	1895-96.	1896-97.	1897-98.
	Rx.	Rx.	Rx.	Rx.	Rx.
Europe . . . . .	128,495,306	120,510,244	122,366,228	116,971,638	109,224,397
Africa and adjacent islands .	9,087,008	10,623,435	10,937,211	10,806,980	9,251,724
Asia . . . . .	34,830,544	37,332,399	40,342,744	38,465,249	37,715,925
America . . . . .	6,724,435	8,892,135	8,481,110	7,942,827	9,193,877
Australia . . . . .	1,267,254	1,574,224	1,452,242	1,642,300	1,571,470
<b>TOTAL</b> . . . . .	<b>180,404,547</b>	<b>178,982,427</b>	<b>183,579,535</b>	<b>175,828,994</b>	<b>166,957,393</b>

There was a satisfactory increase of the trade with North and South America, but the trade with Europe and other Continents shews a serious contraction.

The following table shews the value of the merchandise interchanged in the last five years with the principal countries with which we have commercial relations:—

	1893-94.	1894-95.	1895-96.	1896-97.	1897-98.
	Rx.	Rx.	Rx.	Rx.	Rx.
1. United Kingdom . . . . .	86,644,115	84,939,773	83,304,186	83,034,667	76,818,482
2. { China—Hong Kong . . . . .	9,087,975	9,882,270	9,967,564	9,799,221	8,987,167
" Treaty Ports . . . . .	5,533,903	5,476,135	6,787,583	6,168,451	4,930,835
3. Germany . . . . .	9,362,511	9,455,115	10,412,539	9,854,652	9,622,960
4. United States . . . . .	5,376,091	6,948,838	7,053,334	6,285,447	7,307,170
5. Straits Settlements . . . . .	7,366,762	7,732,042	8,285,028	7,171,912	6,972,797
6. France . . . . .	11,832,573	9,542,135	9,657,413	7,288,228	6,525,574
7. Belgium . . . . .	7,780,248	5,661,907	6,682,877	5,463,286	5,324,077
8. Ceylon . . . . .	3,916,664	3,901,982	4,214,228	3,927,403	5,169,680
9. Japan . . . . .	1,663,265	1,970,377	3,236,576	4,641,570	4,707,977
10. Austria-Hungary . . . . .	4,320,831	3,637,481	4,675,377	3,991,251	4,252,642
11. Egypt . . . . .	3,893,999	4,951,332	5,457,849	5,076,570	4,160,858
12. Italy . . . . .	4,022,991	3,338,342	3,561,214	3,534,577	3,197,906
13. Mauritius . . . . .	3,117,690	3,363,449	2,956,125	3,035,673	2,880,658
14. Russia . . . . .	1,928,841	1,437,831	2,269,474	2,445,822	2,290,463
15. Persia . . . . .	2,571,325	3,174,753	2,587,236	2,021,994	2,096,023
16. South America . . . . .	1,192,796	1,626,464	1,185,381	1,437,100	1,715,535
17. Arabia . . . . .	1,445,174	1,755,016	1,829,991	1,585,708	1,674,232
18. Australia . . . . .	1,267,254	1,574,224	1,452,242	1,642,300	1,571,470
19. Zanzibar, Mozambique, and other ports on the East Coast of Africa . . . . .	1,188,118	1,320,791	1,360,673	1,374,737	1,349,775
20. Aden . . . . .	1,135,761	1,221,926	1,077,375	1,077,474	1,150,138
21. Turkey in Asia . . . . .	1,149,143	1,359,629	1,249,189	1,100,333	892,931
22. Holland . . . . .	1,687,311	1,600,221	995,949	838,808	588,046

The trade (merchandise and treasure) with gold standard and silver standard countries in the last five years was:—

	Gold standard.	Per cent.	Silver standard.	Per cent.
	Rx.		Rx.	
1893-94 . . . . .	157,196,854	= 77	45,657,686	= 23
1894-95 . . . . .	149,851,073	= 76	46,848,388	= 24
1895-96 . . . . .	151,132,344	= 75	50,038,477	= 25
1896-97 . . . . .	145,902,471	= 75	47,927,767	= 25
1897-98 . . . . .	148,684,075	= 76	45,883,773	= 24

From last year Japan has been included in the gold standard countries. Russia is classed as a gold standard country from 1896-97.

*European Trade.*

The trade in merchandise with Europe was last year 65 per cent of the whole trade with the world, amounting to Rx. 109,224,397 out of an aggregate of Rx. 166,957,393. The proportion would be larger if we took into account the trade with Egypt, the greatest part of which is really trade with Europe, but here we are dealing with direct trade. The trade with the United Kingdom was last year 70 per cent of the trade with Europe. The bulk of the imports from Europe comes from the United Kingdom (81 per cent last year), but the exports from India are much more equally divided amongst other European countries:—

—		1895-96.	1896-97.	1897-98.
		Rx.	Rx.	Rx.
Imports	{ From United Kingdom . . . . .	47,161,484	50,417,501	46,608,323
	{ From other European countries . . . . .	10,102,930	10,035,850	10,839,831
Exports	{ To United Kingdom . . . . .	36,142,702	32,617,165	30,210,159
	{ To other European countries . . . . .	28,959,112	23,901,122	21,566,084

*United Kingdom.*—The import trade has been as follows:—

	Rx.		Rx.
1893-94 . . . . .	52,001,013	1896-97 . . . . .	50,417,501
1894-95 . . . . .	51,105,757	1897-98 . . . . .	46,608,323
1895-96 . . . . .	47,161,484		

These figures indicate a decrease of 7·5 per cent, following an increase (of nearly 7 per cent) in the preceding year. These results were due to the trade in cotton goods which bulks so largely in our commercial relations with the United Kingdom, as will be seen from the figures appended:—

—	1893-94.	1894-95.	1895-96.	1896-97.	1897-98.
	Rx.	Rx.	Rx.	Rx.	Rx.
Value of cotton yarns . . . . .	3,014,592	2,766,298	2,858,421	3,229,034	3,385,224
„ „ fabrics . . . . .	28,541,981	29,267,888	22,342,372	25,814,582	22,147,652

Here we find a decrease of Rx. 3,510,740 in these articles, the total decrease in all the trade being Rx. 3,809,178. Large stocks were left over from the imports of the preceding year, and the slackened demand for piece-goods due to the impoverishment of the country by famine together with the further depressing influences of plague and dearness of money account for the falling off in the trade.

The other principal items in the list of imports from the United Kingdom are the following:—

—	1893-94.	1894-95.	1895-96.	1896-97.	1897-98.
	Rx.	Rx.	Rx.	Rx.	Rx.
Apparel . . . . .	893,292	820,953	889,248	871,360	781,963
Coal . . . . .	936,698	1,392,395	1,356,895	821,577	490,356
Chemicals, drugs, medicines and narcotics, and dyes . . . . .	764,826	842,299	912,340	802,998	882,314
Hardware and cutlery . . . . .	1,067,847	1,093,809	1,167,315	1,219,393	1,171,417
Liquors . . . . .	1,129,906	1,071,003	1,231,871	1,174,017	1,132,749
Machinery . . . . .	2,475,014	2,411,592	3,187,817	3,467,774	2,820,552
Copper . . . . .	1,718,697	1,205,595	1,524,676	615,477	998,303
Iron and steel . . . . .	1,961,925	1,811,239	2,444,794	2,428,780	2,721,344
Provisions and oilman's stores . . . . .	674,542	686,269	717,656	675,620	684,213
Railway plant and rolling stock . . . . .	1,237,584	1,550,493	1,504,380	2,651,626	2,845,013
Salt . . . . .	545,444	536,885	433,724	393,463	568,145
Silk manufactures . . . . .	634,031	309,092	560,019	319,185	264,703
Woollen manufactures . . . . .	1,326,576	938,099	939,644	1,138,550	830,584

There was a great decline in coal and textile fabrics. The importations of machinery also declined from the high level of the two preceding years. The quantity of railway material imported was very large and there was a notable increase in the importations of metals and salt.

The export trade was in the last five years :—

	Rx.		Rx.
1893-94 . . . . .	34,643,102	1896-97 . . . . .	32,617,163
1894-95 . . . . .	33,834,016	1897-98 . . . . .	30,210,159
1895-96 . . . . .	36,142,702		

The principal articles in the export trade, and their values in the last five years, are these :—

	1893-94.	1894-95.	1895-96.	1896-97.	1897-98.
	Rx.	Rx.	Rx.	Rx.	Rx.
Coffee . . . . .	995,820	1,042,064	1,059,854	833,370	835,354
Cotton . . . . .	1,302,705	768,372	1,564,895	887,859	423,545
Indigo . . . . .	1,576,057	1,480,495	1,867,093	1,654,075	653,274
Rice . . . . .	1,849,960	1,869,152	2,076,995	1,609,940	1,100,527
Wheat . . . . .	2,565,125	1,785,386	2,344,999	656,871	929,551
Hides and skins . . . . .	3,142,917	3,037,385	3,444,619	3,344,332	3,610,152
Jute . . . . .	5,563,595	5,877,092	6,252,769	6,435,704	5,816,362
Jute manufactures . . . . .	598,427	801,019	733,998	880,725	982,996
Lac . . . . .	596,773	800,617	987,829	784,523	511,880
Linseed . . . . .	3,279,764	2,597,134	1,727,559	1,309,350	1,326,043
Sugar . . . . .	703,393	437,384	491,718	599,056	188,764
Tea . . . . .	6,114,421	6,971,046	6,938,179	7,483,365	7,455,084
Wool . . . . .	1,043,638	1,343,185	1,310,336	1,219,728	1,335,933

The decline of nearly 10 per cent in 1896-97 was followed by a further decrease of 7·4 per cent and the value was abnormally low. The general and special causes which adversely affected the export trade of the year and are discussed elsewhere in this paper were responsible for this serious decline. The exports of cotton, indigo, and sugar are the smallest recorded for many years, and there was a large decrease in the value of jute and lac exported owing to a fall in prices. There was a revival in the wheat trade at the close of the year, and increased exports of hides and skins, jute manufactures, linseed, and wool.

Last year the interchange of merchandise with the United Kingdom represented 46 per cent of India's interchange of merchandise with the world. The ratio in preceding years was :—

1890-91 . . . . .	50 per cent.	1894-95 . . . . .	47·4 per cent.
1891-92 . . . . .	47·4 „	1895-96 . . . . .	45·4 „
1892-93 . . . . .	45·7 „	1896-97 . . . . .	47·2 „
1893-94 . . . . .	48 „		

*Austria-Hungary.*—

	Imports.	Exports
	Rx.	Rx.
1893-94 . . . . .	1,371,383	2,949,448
1894-95 . . . . .	1,194,115	2,443,366
1895-96 . . . . .	1,324,871	3,350,506
1896-97 . . . . .	1,487,788	2,503,463
1897-98 . . . . .	2,146,793	2,105,849

The principal imports and exports are :—

Imports.	1896-97.	1897-98.	Exports.	1896-97.	1897-98.
	Rx.	Rx.		Rx.	Rx.
Apparel . . . . .	160,602	136,380	Coffee . . . . .	55,318	37,851
Cotton yarn . . . . .	52,939	48,087	Cotton . . . . .	1,369,696	792,220
„ manufactures . . . . .	200,286	173,417	Indigo . . . . .	338,926	255,918
Mineral dyes . . . . .	32,339	15,473	Hides and skins . . . . .	226,042	367,195
Glass and glassware . . . . .	166,797	132,701	Jute . . . . .	238,399	382,263
Hardware and cutlery . . . . .	99,207	89,085	Seeds (chiefly til and lin- seed) . . . . .	150,149	107,652
Paper . . . . .	100,321	83,806			
Stationery . . . . .	24,411	25,918			
Silk goods . . . . .	75,916	23,562			
Sugar . . . . .	131,379	1,044,532			
Woollen goods . . . . .	197,291	95,975			

There was a remarkable increase in the imports of beet-sugar which was diverted to this market by the new French Bounty Law and the countervailing duties on subsidised sugar imposed by the United States. Textile fabrics were imported in much smaller quantities. Hides and skins and jute were exported in larger quantities, but under the other heads, notably cotton and indigo, there was a marked decline.

*Belgium.*—

—	Imports.	Exports.
	Rx.	Rx.
1893-94 . . . . .	2,053,276	5,726,972
1894-95 . . . . .	1,866,364	3,795,543
1895-96 . . . . .	2,729,646	3,953,231
1896-97 . . . . .	2,403,702	3,059,584
1897-98 . . . . .	2,284,839	3,039,238

The principal articles in the import and export trade, and their values, are :—

Imports.	1896-97.	1897-98.	Exports.	1896-97.	1897-98.
	Rx.	Rx.		Rx.	Rx.
Iron . . . . .	715,373	596,983	Cotton . . . . .	1,578,643	910,037
Steel . . . . .	430,449	536,377	Seeds . . . . .	1,058,944	1,661,826
Aniline and alizarine dyes . . . . .	360,516	309,629	Wheat . . . . .	23,522	75,993
Copper . . . . .	120,070	106,565	Hemp . . . . .	92,975	81,004
Glass, chiefly sheet and other ware . . . . .	126,434	92,898	Hides and skins . . . . .	42,148	14,434
Hardware and cutlery . . . . .	48,250	68,735	Indigo . . . . .	59,993	32,709
Candles . . . . .	30,573	33,515	Gunny-bags . . . . .	75,834	87,174
Earthenware and porcelain . . . . .	41,834	46,787			
Matches . . . . .	23,789	47,398			
Paints and colours . . . . .	37,444	18,251			
Paper . . . . .	41,686	28,665			
Silk goods . . . . .	49,792	31,677			

The imports of iron and steel have been remarked on in the chapter on imported merchandise, and the fluctuations in the remaining imports do not call for special remark.



There was a large increase in the export of seeds. The contraction in the cotton trade is common to all European countries.

*France.*—

	—	Imports.	Exports.
		Rx.	Rx.
1893-94	. . .	1,138,262	10,694,311
1894-95	. . .	860,430	8,681,705
1895-96	. . .	978,970	8,678,443
1896-97	. . .	920,096	6,368,132
1897-98	. . .	882,796	5,642,778

The imports and exports are:—

Imports.	1896-97.	1897-98.	Exports.	1896-97.	1897-98.
	Rx.	Rx.		Rx.	Rx.
Apparel, including millinery	199,424	147,742	Coffee	513,243	472,510
Clocks and watches	64,377	50,708	Cotton	974,494	433,609
Saffron	37,877	59,329	Indigo	338,438	256,292
Glass beads and false pearls	42,560	24,137	Wheat	100,797	198,485
Spirits, chiefly brandy	147,780	176,328	Hides and skins	228,842	316,455
Wines	66,031	62,153	Jute	595,040	523,575
Metals	37,016	33,581	Seeds	2,841,289	2,848,749
Silk goods	129,844	77,319	Silk, raw	299,737	223,521
Woollen goods	34,520	18,284			
Cotton goods	23,096	36,494			

There were larger imports of spirits, but a decline in the two other principal articles of the trade, namely, apparel and silk goods.

The exports of wheat and hides and skins increased, but the very small shipments of cotton (the value of the quantity exported being about one-third of that recorded in 1895-96) and the decrease in coffee, indigo, jute, and silk, account for the contraction in the export trade.

*Germany.*—

	—	Imports.	Exports.
		Rx.	Rx.
1893-94	. . .	1,714,003	7,648,508
1894-95	. . .	1,731,453	7,723,662
1895-96	. . .	2,351,776	8,060,763
1896-97	. . .	2,307,821	7,546,830
1897-98	. . .	2,434,519	7,188,441

The principal articles in the trade, and their values, are stated below:—

Imports.	1896-97.	1897-98.	Exports.	1896-97.	1897-98.
	Rx.	Rx.		Rx.	Rx.
Sugar . . . . .	875,739	1,278,805	Coffee . . . . .	43,609	16,491
Woollen goods . . . . .	259,457	148,660	Coir and coir goods . . . . .	56,822	67,332
Hardware and cutlery . . . . .	153,197	119,104	Cotton . . . . .	2,185,077	1,432,479
Salt . . . . .	80,704	115,847	Indigo . . . . .	319,076	177,091
Apparel . . . . .	79,951	38,940	Rice . . . . .	158,213	115,883
Glass and glassware . . . . .	91,772	62,846	Wheat . . . . .	...	1,100
Iron . . . . .	47,772	32,341	Hides and skins . . . . .	1,115,927	1,433,682
Steel . . . . .	16,503	17,323	Jute . . . . .	1,801,997	1,990,712
Cotton yarns and manu- factures . . . . .	58,779	66,901	Gunnybags and cloth . . . . .	153,675	210,343
Aniline and alizarine dyes . . . . .	40,494	52,427	Lac, button and shell . . . . .	161,010	134,113
Chemicals, drugs, narcotics . . . . .	39,876	42,024	Seeds . . . . .	1,196,428	1,221,654
Beer . . . . .	74,441	45,336			
Spirits . . . . .	47,686	48,403			
Paper . . . . .	59,600	37,512			
Stationery . . . . .	13,359	8,679			
Silk goods . . . . .	29,773	17,944			
Toys . . . . .	37,281	20,414			
Matches . . . . .	33,728	34,118			

German like Austrian sugar was diverted to the Indian market, and the very large imports of that article and to a lesser degree of salt more than compensate for the decline in most of the other imported articles. Hides and skins, jute, and seeds were exported in large quantities, but the great falling off in cotton and indigo caused a contraction in the total value of the export trade.

*Italy.*—

—	Imports.	Exports.
	Rx.	Rx.
1893-94 . . . . .	448,571	3,574,420
1894-95 . . . . .	342,039	2,996,303
1895-96 . . . . .	420,814	3,140,400
1896-97 . . . . .	464,717	3,069,860
1897-98 . . . . .	499,162	2,698,744

The principal imports and exports are (in Rx.) :—

Imports.	1896-97.	1897-98.	Exports.	1896-97.	1897-98.
	Rx.	Rx.		Rx.	Rx.
Corals . . . . .	61,771	57,747	Cotton . . . . .	1,626,548	1,132,901
Cotton goods . . . . .	46,136	82,122	Indigo . . . . .	104,836	62,148
Mineral dyes . . . . .	52,079	82,819	Hides and skins . . . . .	281,665	426,299
Glass beads and false pearls . . . . .	36,919	28,433	Jute . . . . .	343,754	374,825
Silk goods . . . . .	134,247	93,396	Seeds . . . . .	570,715	547,220

The trade in corals continues to decline. Silk goods fell off but there is a great improvement in cottons and dyes. Hides and skins were exported in very large quantities and there was an improvement in jute, but the total trade declined greatly owing to the very large decrease in cotton and indigo and to a smaller extent in seeds.

*Russia.*—The accounts of trade no longer distinguish between European and Asiatic Russia and the figures appended include trade with both the European and Asiatic ports in the Black Sea.

	Imports.	Exports.
	Rx.	Rx.
1893-94 . . .	1,263,014	665,327
1894-95 . . .	1,007,645	480,186
1895-96 . . .	1,867,558	401,916
1896-97 . . .	2,019,594	426,223
1897-98 . . .	2,080,756	209,707

The principal import is petroleum. The principal exports are in order of their importance—tea (chiefly foreign), indigo, and seeds. A special feature of the year was the export of 39,297 cwt. of rice and the cessation of the exports of jute. Indigo was exported in greatly reduced quantities owing to the scarcity of good qualities, and there was a great decline in seeds. The exports of Indian tea increased from 457,634 lbs. in 1896-97 to 689,271 lbs. last year, but of foreign tea they fell from 2,041,953 lbs. to 1,255,064 lbs. owing to the adoption of the direct route from China to the Black Sea ports in place of shipments *viâ* Bombay.

#### *African Countries.*

*Cape Colony and Natal.*—The imports from both these colonies are trifling. The export trade has been as follows:—

	To Cape.	To Natal.
	Rx.	Rx.
1893-94 . . .	239,299	174,362
1894-95 . . .	226,210	220,831
1895-96 . . .	348,436	273,914
1896-97 . . .	343,272	438,252
1897-98 . . .	292,952	302,023

There was a large decrease in the principal exports to Cape Colony, namely, rice and gunnybags, but an increase in oils and teak. The exports to Natal of rice and other grains, flour, ghi, provisions, and clothing all decreased.

#### *Egypt.*—

	Imports.	Exports.
	Rx.	Rx.
1893-94 . . .	171,372	3,722,627
1894-95 . . .	242,291	4,669,041
1895-96 . . .	250,792	5,207,057
1896-97 . . .	199,723	4,876,847
1897-98 . . .	190,827	3,970,031

There was a decrease in the imports of cotton and salt, which with tobacco (cigars and cigarettes) are the principal articles imported. Last year, however, sugar valued at Rx. 46,663 was shipped thence. A very small portion of the articles exported to Egypt is intended for home consumption, many shipments being made to Port Said for orders. Rice, the chief export, was shipped in much smaller quantities and there was a considerable reduction in gunnybags, while the shipments of raw jute ceased. The exports of indigo increased materially, and of teak, an article of minor importance, doubled.

*Mauritius.—*

—		Imports.	Exports.
		Rx.	Rx.
1893-94 . . .		1,787,030	1,330,660
1894-95 . . .		1,961,603	1,401,846
1895-96 . . .		1,721,339	1,234,788
1896-97 . . .		1,807,631	1,228,042
1897-98 . . .		1,683,071	1,197,587

The value of the sugar imported decreased owing to a fall in price. The quantity of refined sugar decreased by 82,804 cwt., but of unrefined sugar increased by 193,975 cwt. The imports of sugar during the last five years have been :—

1893-94 . . .	Cwt.	1,361,649	1896-97 . . .	Cwt.	1,666,845
1894-95 . . .		1,753,003	1897-98 . . .		1,778,016
1895-96 . . .		1,571,993			

The principal export is rice. The quantity decreased and the value increased, and similarly with wheat-flour. There was also a decrease in cotton piece-goods (foreign) and gunnybags.

*Zanzibar.—*

—		Imports.	Exports.
		Rx.	Rx.
1893-94 . . .		283,885	606,752
1894-95 . . .		260,783	736,039
1895-96 . . .		255,262	718,104
1896-97 . . .		205,055	749,456
1897-98 . . .		155,655	781,909

There was a decrease in both ivory and cloves which are the staples of the import trade. The yield of cloves in 1897 was unusually small and there has consequently been an advance in price.

The chief exports are Manchester and Bombay cottons and rice. There was a decline in cottons, which was far larger in the case of Bombay than Manchester goods.

*Countries in America.**United States.—*

—		Imports.	Exports.
		Rx.	Rx.
1893-94 . . .		2,016,270	3,359,821
1894-95 . . .		1,106,441	5,842,397
1895-96 . . .		1,189,488	5,913,896
1896-97 . . .		1,466,949	4,818,498
1897-98 . . .		1,431,075	5,876,095

The principal import is kerosene oil, which increased largely after a decline in the previous year. The grain imported was for purposes of famine relief. The large increase in cotton piece-goods is very noticeable. A special feature of the year was an importation of steel rails valued at Rx 18,336.

The export trade revived from the depression of the previous year owing to the large exports of hides and skins, raw jute, gunnybags, and gunny cloth. There was a decline under the other heads, except seeds, which however has made but a slight recovery from the great fall in the previous year.

	1895-96.	1896-97.	1897-98.
<b>IMPORTS.</b>			
	Rx.	Rx.	Rx.
Mineral oil, chiefly kerosene . . . . .	963,371	907,391	10,80,520
Cotton piece-goods (grey) . . . . .	54,840	93,258	176,746
Tobacco . . . . .	43,662	44,869	43,356
Grain and pulse . . . . .	...	314,530	9,951
<b>EXPORTS.</b>			
Hides and skins . . . . .	2,052,683	1,524,820	1,886,903
Jute . . . . .	863,442	659,086	858,055
„ manufactures . . . . .	1,181,288	1,336,358	1,997,064
Indigo . . . . .	613,884	571,827	516,637
Lae (button and shell) . . . . .	453,744	293,531	275,416
Seeds . . . . .	162,145	3,298	11,944
Saltpetre . . . . .	160,423	155,294	98,691
Cutch . . . . .	35,295	14,129	...
Cocoon oil . . . . .	190,613	84,818	37,590
Mica . . . . .	51,109	19,950	9,095
Tea . . . . .	34,585	44,385	52,604

*South America.*—The trade with countries in South America consists almost exclusively of the export of rice, gunnybags, and gunny cloth.

	1896-97.		1897-98.	
		Rx.		Rx.
To Brazil, rice . . . . .	Cwt. 1,661,884	755,324	Cwt. 2,218,536	997,666
To Chilé, rice . . . . .	Cwt. ...	...	Cwt. 128,139	53,420
„ gunnybags . . . . .	No. 14,082,400	251,780	No. 10,535,600	165,755
To British Guiana, rice . . . . .	Cwt. 161,059	77,574	Cwt. 131,691	83,128
„ gunnybags . . . . .	No. 491,150	12,322	No. 397,550	9,587
To Argentine Republic, gunny cloth . . . . .	Yds. 24,961,900	258,530	Yds. 31,253,500	309,510
„ rice . . . . .	Cwt. 90,625	30,306	Cwt. 96,933	35,731
To Peru, gunnybags . . . . .	No. 369,700	8,983	No. 639,100	13,511
To Uruguay, gunny cloth . . . . .	Yds. 1,308,000	13,536	Yds. 2,547,500	24,332

*Countries in Asia.*

*Aden.*—

	Imports.	Exports.
	Rx.	Rx.
1893-94 . . . . .	183,336	952,425
1894-95 . . . . .	166,221	1,055,705
1895-96 . . . . .	125,999	951,376
1896-97 . . . . .	136,826	940,648
1897-98 . . . . .	153,179	996,959

Salt and pearls, the principal imports from Aden, increased. The trade in Bombay and Manchester cotton piece-goods recovered partially from the decline of the previous year. The increase in Indian yarn was considerable, and larger quantities were exported of rice, millets, and flour.

*Arabia.—*

	—	Imports.	Exports.
		Rx.	Rx.
1893-94 . . .		355,998	1,089,176
1894-95 . . .		530,663	1,224,353
1895-96 . . .		564,430	1,265,511
1896-97 . . .		494,690	1,091,018
1897-98 . . .		499,471	1,174,761

The chief imports from Arabia are pearls and dates. The value of the former declined considerably, but of the latter very slightly. There were largely increased imports of salt amounting to 42,405 cwt. The exports of yarn and cotton piece-goods increased, and there was a largely increased trade in rice and millets but a slight decline in flour.

*Ceylon.—*

	—	Imports.	Exports.
		Rx.	Rx.
1893-94 . . .		696,625	3,220,039
1894-95 . . .		451,821	3,450,161
1895-96 . . .		541,770	3,672,458
1896-97 . . .		682,644	3,244,759
1897-98 . . .		1,071,142	4,098,538

The principal imports and exports are (in Rx.) :—

Imports.	1896-97.	1897-98.	Exports.	1896-97.	1897-98.
Cocoanuts and kernel . . .	25,276	51,977	Animals . . . . .	85,234	96,382
Gunnybags . . . . .	39,467	43,743	Coal . . . . .	96,952	106,183
Spirit (arrack) . . . . .	13,067	13,177	Cotton goods . . . . .	246,856	277,427
Cocoonut oil . . . . .	226,910	376,586	Indigo . . . . .	34,490	9,721
Spices (betelnuts and cardamoms mainly) . . . . .	157,998	199,797	Grain and pulse (chiefly rice) . . . . .	2,011,864	2,600,751
Tea . . . . .	38,186	53,026	Oil-cake . . . . .	74,550	27,350
			Dregs of jinjili oil . . . . .	17,759	73,426
			Provisions . . . . .	129,604	159,532
			Seeds (chiefly tea) . . . . .	78,387	130,003
			Spices (chiefly chillies) . . . . .	41,240	96,003
			Sugar . . . . .	33,420	41,450
			Teak timber . . . . .	50,805	65,929

There was a general increase in both imports and exports. The shortness of the Indian supply owing to drought caused greatly increased imports of cocoanuts and cocoonut oil. The gunnybags imported are of Indian manufacture. It is noteworthy that there should be a considerable import of tea, the trade in which has been :—

	—	Lbs.	Rx.
1893-94 . . . . .		980,507	51,374
1894-95 . . . . .		901,971	46,137
1895-96 . . . . .		997,925	51,011
1896-97 . . . . .		748,127	38,186
1897-98 . . . . .		1,059,716	53,026

Considerably more than half the export trade consists of rice in which there was an increase. Coal for the supply of steamers is shipped to Colombo, and the quantity which has increased nearly fourfold in the last five years rose last year to 104,524 tons.

*China.*—The value of the import and export trade in the last five years is (Rx.) :—

	Imports.	Exports (Indian).
1893-94 . . .	3,542,556	10,989,240
1894-95 . . .	2,662,958	12,548,725
1895-96 . . .	2,805,858	13,778,103
1896-97 . . .	2,149,089	13,681,925
1897-98 . . .	1,691,012	12,082,642

The principal articles imported and exported in the same period have been :—

	IMPORTS.						EXPORTS.		
	Silk, Raw.	Silk Goods.	Tea.	Copper.	Sugar.	Drugs.	Cotton, Raw.	Cotton Yarn.	Opium.
	Rx.	Rx.	Rx.	Rx.	Rx.	Rx.	Rx.	Rx.	Rx.
1893-94	1,072,016	638,676	472,552	322,381	513,329	112,710	9,713	4,449,905	5,977,195
1894-95	899,065	547,816	323,259	136,761	295,110	113,506	68,113	5,139,464	6,819,076
1895-96	938,334	626,483	410,564	129,078	266,190	104,134	149,692	6,336,062	6,353,818
1896-87	662,640	420,107	436,943	103,360	179,151	91,596	393,842	6,762,472	5,880,045
1897-98	480,158	373,295	118,110	12,491	334,838	103,336	353,860	6,554,545	4,654,734

The import trade fell away considerably, the only noticeable increase being in sugar. There was a large decrease in silk, and the imports of copper fell to a very low figure. The marked decrease in tea is chiefly due to the adoption of the Batoum route to Central Asia and direct shipments thereto from China. Diminished exports of opium together with a fall in the price of the drug is the principal cause of the marked contraction in the export trade, but there was also a sensible decline in cotton yarn and raw cotton :—

*Japan.*—

	Imports.	Exports.
	Rx.	Rx.
1893-94 . . .	252,096	1,411,169
1894-95 . . .	288,897	1,681,480
1895-96 . . .	417,193	2,819,383
1896-97 . . .	547,356	4,094,214
1897-98 . . .	534,519	4,173,458

The trade with Japan shews a check in the rapid expansion of previous years. The principal articles of the import trade are :—

	1895-96.	1896-97.	1897-98.
	Rx.	Rx.	Rx.
Matches . . . . .	106,231	77,527	131,484
Copper . . . . .	76,734	80,254	49,846
Silk goods . . . . .	65,794	159,449	241,811
Apparel (mainly of silk) . . . . .	50,327	58,650	15,605
Coal . . . . .	16,157	83,651	20,335
Umbrellas . . . . .	15,661	21,903	5,340
Camphor . . . . .	12,554	15,935	21,523
Silk, raw . . . . .	12,540	4,953	3,027

There was a large decrease in copper, apparel, coal, and umbrellas, but a large increase in matches and silk goods, the last named finding a good market in Bombay and Burma.

The principal export is raw cotton of which Japan is the chief consumer. The figures appended contrast the rapid increase in the demand for the raw material with the extinction of the demand for spun yarn.

	Raw cotton.		Cotton yarn.	
	Cwt.	Rx.	Lbs.	Rx.
1888-89 . . . . .	390	1,071	23,143,460	937,407
1889-90 . . . . .	60,837	186,431	22,686,714	979,014
1890-91 . . . . .	77,757	216,806	11,876,422	488,592
1891-92 . . . . .	400,952	997,082	6,682,050	254,262
1892-93 . . . . .	443,988	1,256,755	7,351,801	277,774
1893-94 . . . . .	368,351	1,093,885	5,768,772	221,958
1894-95 . . . . .	465,148	1,277,769	2,613,600	100,866
1895-96 . . . . .	855,853	2,442,435	1,208,400	46,002
1896-97 . . . . .	1,498,600	3,760,332	634,800	24,938
1897-98 . . . . .	1,311,206	3,256,206	354,020	12,909

The other articles exported to Japan are :—

	1895-96.	1896-97.	1897-98.
	Rx.	Rx.	Rx.
Indigo . . . . .	71,704	227,565	344,443
Hides and skins . . . . .	43,316	22,745	69,925
Jute . . . . .	17,292	5,569	1,256
„ manufactures (bags, cloth, yarn, twine) . . . . .	86,677	13,062	14,235
Wool . . . . .	21,231	6,620	8,972

The trade in rice, which only comes into existence when the Japanese crop fails, last year reached the high figure of Rx. 438,684.

*Persia.*—

	Imports.	Exports.
	Rx.	Rx.
1893-94 . . . . .	734,205	1,837,120
1894-95 . . . . .	794,677	2,380,076
1895-96 . . . . .	872,798	1,714,438
1896-97 . . . . .	685,983	1,336,011
1897-98 . . . . .	691,912	1,404,111



The value of the principal articles in the last three years has been :—

Imports.	1895-96.	1896-97.	1897-98.	Exports.	1895-96.	1896-97.	1897-98.
	Rx.	Rx.	Rx.		Rx.	Rx.	Rx.
Cotton . . . . .	20,816	16,220	22,354	Coffee (Foreign) . . . . .	6,064	7,696	17,613
Asafetida . . . . .	32,945	24,766	32,769	„ (Indian) . . . . .	26,624	13,922	15,151
Skins, raw . . . . .	35,579	34,998	49,280	Cotton twist and yarn—			
Precious stones and pearls . . . . .	288,235	241,290	189,197	(Foreign) . . . . .	39,830	55,491	80,537
Dates and other fruits	188,993	144,487	153,622	(Indian) . . . . .	41,633	30,455	46,704
Seeds . . . . .	30,520	21,561	19,114	Cotton manufac- tures—			
Wool . . . . .	129,005	104,299	95,643	(Foreign) . . . . .	626,821	448,691	445,399
				(Indian) . . . . .	42,328	41,309	28,255
				Indigo . . . . .	90,685	67,302	131,682
				Metals . . . . .	57,921	34,066	48,107
				Rice . . . . .	71,670	62,462	106,542
				Sugar . . . . .	90,475	92,681	57,442
				Tea (Foreign) . . . . .	185,815	192,831	104,782
				„ (Indian) . . . . .	224,001	131,854	87,773.

The trade is chiefly with Bombay, and the imports and exports shew but a slight recovery from the decline of the previous year. The change of route for the shipment of China teas direct to Batoum instead of *via* Bombay and the Persian Gulf accounts for the diminished exports of foreign tea, but the increased exports of Indian tea to Russia are only 232,000 lbs. against decreased shipments to Persia of 529,000 lbs. and to Turkish Arabia of 644,000 lbs.

*Straits Settlements.*—

	Imports.		Exports.	
	Rx.	Rx.	Rx.	Rx.
1893-94 . . . . .	2,524,623	4,842,139		
1894-95 . . . . .	2,103,158	5,628,884		
1895-96 . . . . .	2,075,220	6,209,808		
1896-97 . . . . .	1,842,122	5,329,790		
1897-98 . . . . .	2,409,828	4,562,969		

The trade with the Straits is largely indirect trade with other countries, Singapore being a centre of distribution for trade from the East and West.

The value of the principal articles in the last two years has been :—

Imports.	1896-97.	1897-98.	Exports.	1896-97.	1897-98.
	Rx.	Rx.		Rx.	Rx.
Coffee . . . . .	46,609	47,663	Cotton, raw . . . . .	104,173	84,266
Cotton goods . . . . .	40,526	51,598	„ yarn . . . . .	199,451	179,716
Camphor . . . . .	49,721	52,590	„ goods . . . . .	206,935	215,943
Gambier . . . . .	43,599	51,298	Opium . . . . .	1,642,646	1,259,814
Cocoanuts and kernel	58,330	62,544	Rice . . . . .	1,490,290	1,330,980
Gum benjamin . . . . .	32,752	26,631	Hides and skins . . . . .	115,756	52,914
Matches . . . . .	53,309	72,288	Gunnybags . . . . .	392,101	326,989
Tin . . . . .	214,589	215,830	Provisions . . . . .	111,254	95,370
Provisions (largely dried and salted fish) . . . . .	278,631	337,112	Rice-bran . . . . .	111,374	96,690
Silk, raw . . . . .	181,620	169,078			
Spices (largely betelnuts)	359,828	462,168			
Sugar . . . . .	76,956	81,652			

*Sumatra.*—A trade in kerosene oil has sprung up in the last two years and made rapid advancement. The quantity imported last year was 7,540,866 gallons, valued at Rx. 328,978, of which 670,032 gallons were received in bulk.

*Turkey.*—

—	Imports.	Exports.
	Rx.	Rx.
1893-94 . . . .	447,332	701,811
1894-95 . . . .	405,619	984,010
1895-96 . . . .	502,249	746,939
1896-97 . . . .	391,603	708,730
1897-98 . . . .	291,286	601,645

The trade which was injuriously affected in 1896-97 by the plague in Bombay again declined greatly last year. The importation of horses was on a very limited scale, but there was a recovery of the trade in dates. Grain was imported in the previous year in abnormally large quantities and the receipts last year were below the average. There was a marked decline in the exports of Manchester and Bombay cottons, gunnybags, and tea, and a large increase in the exports of indigo.

*Australia.*—

—	Imports.	Exports.
	Rx.	Rx.
1893-94 . . . .	242,665	1,024,589
1894-95 . . . .	243,649	1,330,575
1895-96 . . . .	233,543	1,218,699
1896-97 . . . .	452,676	1,189,624
1897-98 . . . .	334,430	1,237,040

The principal articles imported are:—

—	1895-96.	1896-97.	1897-98.
	Rx.	Rx.	Rx.
Horses . . . .	135,643	264,940	172,330
Coal . . . .	26,143	66,162	26,253
Copper . . . .	29,148	72,125	93,636
Provisions . . . .	11,182	9,930	6,630

The principal exports are:—

—	1895-96.	1896-97.	1897-98.
	Rx.	Rx.	Rx.
Grain and pulse (chiefly rice) . . . .	20,946	30,457	16,167
Jute goods (gunnybags and cloth) . . . .	700,370	657,125	768,059
Castor oil . . . .	59,232	54,994	80,973
Linseed oil . . . .	23,984	29,007	27,601
Tea . . . .	296,191	252,238	251,257

Camels have for some years been exported in considerable numbers, but last year the trade nearly ceased.

## CHAPTER IV.

## PROVINCIAL TRADE.

The figures of the trade of each province with foreign countries stand thus (in Rs.) :—

	IMPORTED MERCHANDISE.			EXPORTED MERCHANDISE.		
	1895-96.	1896-97.	1897-98.	1895-96.	1896-97.	1897-98.
Bengal . . .	27,191,817	30,230,234	28,040,674	46,588,587	45,560,345	45,128,935
Bombay . . .	27,906,694	26,873,092	24,624,558	37,933,075	33,162,319	27,458,114
Madras . . .	5,693,863	5,823,744	6,394,853	12,812,353	11,831,787	11,412,768
Burma . . .	4,714,506	4,547,351	5,727,158	10,568,130	9,377,227	8,941,705
Sind . . .	3,809,515	4,390,276	4,632,877	6,360,995	3,982,619	4,595,751

Taking imports and exports of merchandise together, the share of each province in the whole foreign trade of India stood as follows during the last three years :—

	1895-96.	1896-97.	1897-98.
	Per cent.	Per cent.	Per cent.
Bengal . . .	40.19	43.13	43.83
Bombay . . .	35.87	34.15	31.19
Madras . . .	10.08	10.04	10.67
Burma . . .	8.32	7.92	8.78
Sind . . .	5.54	4.76	5.53

The import trade in merchandise fell off considerably in Bengal and Bombay owing principally to diminished importations of cotton piece-goods, but in the other Provinces the trade increased. In Sind the plague which had disorganised the trade of the previous year had abated. In Burma which did not suffer from the famine the importations were very large, and in Madras there was a considerable advance.

In the export trade all provinces shew a decrease, except Sind in which there had been an abnormal shrinkage in the preceding year. The articles in which the largest decline occurred are indigo and opium in Bengal; raw cotton, cotton manufactures, and opium in Bombay; raw cotton in Madras; and rice in Burma.

The following table shews the nature of the import trade and of the export trade (Indian produce) of each province:—

		Bengal.	Bombay.	Madras.	Sind.	Burma.
IMPORTS.		Rx.	Rx.	Rx.	Rx.	Rx.
Cotton—						
Twist and yarn	{ 1895-96 1896-97 1897-98	862,886 911,799 910,599	680,169 641,869 698,137	798,299 1,137,838 1,027,642	156,370 224,549 280,723	473,866 409,816 575,937
Manufactures	{ 1895-96 1896-97 1897-98	12,630,006 14,459,267 11,735,267	6,298,001 7,262,283 6,145,329	1,478,713 1,642,295 1,818,296	1,335,866 2,021,332 1,912,919	1,042,195 1,039,077 1,290,159
Kerosene oil	{ 1895-96 1896-97 1897-98	1,811,624 1,462,182 1,566,630	674,146 964,500 1,277,276	118,632 144,506 272,460	85,270 129,175 189,968	90,071 158,993 91,453
Liquors	{ 1895-96 1896-97 1897-98	538,236 528,632 465,025	503,504 492,763 468,224	216,850 230,583 202,257	178,282 148,547 176,577	258,956 244,419 276,411
Metals	{ 1895-96 1896-97 1897-98	2,745,761 2,701,168 2,797,006	2,804,920 1,712,850 2,064,165	564,472 539,866 641,932	372,862 221,357 269,770	285,457 288,031 417,039
Sugar	{ 1895-96 1896-97 1897-98	631,464 616,924 1,274,038	1,844,500 1,766,579 2,433,241	5,671 4,182 8,898	538,338 651,159 845,324	86,840 112,985 222,978
Woollen manufactures	{ 1895-96 1896-97 1897-98	563,857 707,558 417,562	696,634 709,681 355,362	34,235 43,523 41,426	39,796 64,093 57,277	111,095 167,680 276,803
EXPORTS OF INDIAN PRODUCE.						
Coffee	{ 1895-96 1896-97 1897-98	321 773 53	75,081 42,414 24,794	2,122,769 1,541,826 1,494,229	9 22 24	12 4 30
Cotton—						
Raw	{ 1895-96 1896-97 1897-98	970,393 822,052 658,112	10,478,213 9,530,564 6,321,196	1,506,838 1,368,978 852,399	1,114,956 1,142,727 955,641	19,793 105,768 83,965
Twist and yarn	{ 1895-96 1896-97 1897-98	267,020 538,490 797,312	6,296,060 6,489,202 5,947,783	176,218 144,100 220,928	246 321 94	1,292 995 715
Manufactures	{ 1895-96 1896-97 1897-98	21,105 15,326 22,505	989,767 767,146 618,512	581,689 528,285 527,501	20,665 12,073 15,390	524 536 598
Hides and skins—						
Raw	{ 1895-96 1896-97 1897-98	3,119,790 2,850,944 4,166,504	8,551 24,734 13,355	6,811 3,546 1,994	322,694 158,874 191,473	170,647 196,478 120,971
Dressed	{ 1895-96 1896-97 1897-98	7,738 5,082 5,250	686,268 697,900 706,920	3,315,081 3,058,698 3,104,108	2,038 5,114 6,959	60 ... ...
Indigo	{ 1895-96 1896-97 1897-98	3,723,847 3,114,206 1,755,104	159,737 174,715 184,797	1,402,126 993,125 1,066,445	68,801 88,711 51,056	... ... ...
Jute—						
Raw	{ 1895-96 1896-97 1897-98	9,990,325 10,547,897 10,129,616	9 17 139	2,527 2,648 236	... 15 ...	... ... ...
Manufactures	{ 1895-96 1896-97 1897-98	4,665,654 5,152,898 5,841,673	78,344 58,457 39,247	304 259 466	3,065 2,236 2,007	76 80 89
Opium	{ 1895-96 1896-97 1897-98	5,046,393 4,968,724 3,893,956	3,412,935 3,054,199 2,203,607	... ... ...	8 ... ...	... ... ...
Rice, husked	{ 1895-96 1896-97 1897-98	3,724,181 2,796,538 2,996,174	462,774 476,791 408,936	473,106 1,091,959 1,207,247	30,750 18,728 65,804	8,739,892 7,466,245 6,908,867
Seeds	{ 1895-96 1896-97 1897-98	2,373,106 2,265,459 2,964,179	6,001,939 4,464,271 4,671,395	469,901 519,496 360,706	870,345 759,330 595,684	2,140 3,124 2,136
Tea	{ 1895-96 1896-97 1897-98	7,162,654 7,730,647 7,659,160	272,528 158,297 119,154	191,784 209,098 247,578	36,634 25,371 31,973	1,289 1,135 758
Teakwood	{ 1895-96 1896-97 1897-98	6,067 4,099 13,515	11,362 18,610 11,876	6,567 3,434 2,106	153 129 ...	648,825 660,211 927,155
Wheat	{ 1895-96 1896-97 1897-98	371,449 31,383 37,151	1,155,949 512,761 212,409	85 149 298	2,386,363 291,996 1,091,284	50 106 9
Wool—						
Raw	{ 1895-96 1896-97 1897-98	105,357 89,696 93,096	799,361 674,373 733,272	7,584 6,630 4,809	442,806 470,798 525,360	... ... ...
Manufactures	{ 1895-96 1896-97 1897-98	90,803 107,594 108,853	66,500 67,047 77,695	20,059 21,511 32,935	5,521 5,859 4,416	2 20 ...

The bulk of the trade (including treasure) and navigation of India with foreign countries is confined to the five ports noted below. The figures are the proportions per cent :—

	Trade.			Shipping.		
	1895-96.	1896-97.	1897-98	1895-96.	1896-97.	1897-98.
Calcutta . . . . .	36.72	39.66	39.29	22.39	22.63	27.78.
Bombay . . . . .	40.2	38.66	38.14	31.11	30.67	27.01
Rangoon . . . . .	6.17	5.88	6.44	12.44	11.26	11.63.
Madras . . . . .	5.57	5.4	5.27	8.77	8.96	7.81
Karachi . . . . .	5.17	4.52	4.95	7.7	6.86	6.43
TOTAL . . . . .	93.83	94.12	94.09	82.41	80.38	80.66

The following figures shew the actual extent of the foreign trade of the largest ports of India in merchandise only, imports and exports (including re-exports), during the last three years (in Rx.) :—

	1895-96.	1896-97.	1897-98.
Calcutta . . . . .	72,316,661	74,760,757	71,994,608.
Bombay . . . . .	65,799,726	60,017,367	52,063,062
Rangoon . . . . .	12,303,406	11,259,087	12,346,725.
Madras . . . . .	10,735,151	10,261,385	10,161,018
Karachi . . . . .	10,170,371	8,372,182	9,228,432

#### GOVERNMENT STORES.

The total value of these transactions was Rx. 4,404,657, that of the preceding year having been Rx. 4,279,865, and of 1895-96 Rx. 3,728,466. Imports of stores amounted to Rx. 4,240,340 against Rx. 4,189,251 in 1896-97, and Rx. 3,620,358 in 1895-96; the increase in both years is the result of a larger importation of railway material, the value of which for the last five years has been :—

	Rx.		Rx.
1893-94 . . . . .	1,091,586	1896-97 . . . . .	2,304,218
1894-95 . . . . .	1,246,216	1897-98 . . . . .	2,477,228
1895-96 . . . . .	2,019,534		

During the last five years the values of imports and exports on account of Government have been as follows (in Rx.) :—

	IMPORTS.		EXPORTS.	
	Stores.	Treasure.	Stores.	Treasure.
1893-94 . . . . .	3,064,475	36,000	55,779	75,455
1894-95 . . . . .	3,361,555	22,200	98,779	68,055
1895-96 . . . . .	3,620,358	9,000	71,598	27,510
1896-97 . . . . .	4,189,251	9,210	69,792	11,605
1897-98 . . . . .	4,240,340	54,331	95,508	14,478

## CHAPTER V.

## CUSTOMS REVENUE.

The following exemptions from import duty were sanctioned during the year:—

Machinery (and component parts thereof) intended for the manufacture of articles made of leather, for the manufacture of matches, and for the treatment of tobacco.

Reduction to 5 per cent *ad valorem* of the duty on petroleum which has its flashing point at or above 200° Fahrenheit and is imported for use as fuel.

Reduction from 5 per cent to 1 per cent *ad valorem* of the duty on sleepers of iron or steel and lever boxes which are not exempt from duty as railway material.

The gross revenue from imports, salt excluded, was in the last three years:—

	Rx.
1895-96	3,978,645
1896-97	3,578,863
1897-98	3,746,910

The revenue obtained from the articles which are subject to special rates of import duty was:—

	1895-96.	1896-97.	1897-98.
	Rx.	Rx.	Rx.
Arms and ammunition . . . . .	33,868	37,215	35,727
Malt liquor . . . . .	19,047	18,813	17,702
Cider and other fermented liquor . . . . .	186	154	178
Spirits . . . . .	590,899	591,039	599,269
Liqueurs . . . . .	7,690	8,005	6,818
Wines . . . . .	44,660	41,152	37,350
Opium . . . . .	405	347	442
Petroleum . . . . .	400,002	412,618	531,778
Salted fish . . . . .	13,366	13,543	16,920
Total gross revenue	1,110,123	1,122,886	1,246,184

All other dutiable imports are taxed at the general rate of 5 per cent, except cotton goods which are taxed at  $3\frac{1}{2}$  per cent and the bulk of iron and steel which are taxed at 1 per cent. The revenue obtained from these classes of goods in the last three years was as follows:—

Under *Articles of Food and Drink* (other than liquors) Rx. 384,260 were received, the principal items being:—

	1895-96.	1896-97.	1897-98.
	Rx.	Rx.	Rx.
Sugar . . . . .	153,095	162,152	246,045
Provisions . . . . .	54,672	48,897	50,559
Fruits and vegetables . . . . .	35,566	23,840	34,737
Spices . . . . .	35,258	32,209	38,564
Tea . . . . .	25,143	26,997	10,344

*Chemicals, Drugs, Narcotics, and Dyes* produced the small sum of Rx. 105,166, the chief items being:—

	1895-96.	1896-97.	1897-98.
	Rx.	Rx.	Rx.
Drug, medicines, narcotics . . . . .	35,101	33,659	37,313
Chemical products and preparations . . . . .	27,197	22,857	27,522
Dyes and tans . . . . .	39,811	35,253	40,331

The revenue from articles grouped under *Metals and articles made of metal* amounted to Rx. 657,095, of which 66 per cent was obtained from silver.

The principal items are :—

	1895-96.	1896-97.	1897-98.
	Rx.	Rx.	Rx.
Hardware and cutlery . . . . .	74,548	79,105	74,987
Copper and brass . . . . .	105,969	55,207	73,505
Iron . . . . .	29,341	28,431	29,759
Lead . . . . .	1,737	1,601	1,307
Silver . . . . .	355,868	326,483	433,889
Steel . . . . .	10,484	9,724	11,527
Tin . . . . .	18,300	13,174	11,742
Zinc . . . . .	6,618	3,573	4,918

From *Oils* (petroleum excepted) only Rx. 24,249 was obtained, an increase of nearly 45 per cent on the previous year's figures.

The largest items of all, *manufactures of cotton*, produced a revenue of Rx. 795,721, the descriptions being those specified below :—

	1895-96.	1896-97.	1897-98.
	Rx.	Rx.	Rx.
Piece-goods: grey (unbleached), mostly shirtings, chádars, dhutis, sáris, and scarves . . . . .	598,962	503,257	450,193
Piece-goods: white (bleached) . . . . .	214,716	200,546	187,099
„ coloured, printed, or dyed . . . . .	231,189	196,985	142,885
Handkerchiefs and shawls in the piece . . . . .	9,159	3,807	2,336
Hosiery and other manufactures . . . . .	12,554	13,220	13,207

Of the other articles enumerated in the tariff schedules, those specified below produced a revenue of Rx. 10,000 and upwards in 1897-98 :—

	1895-96.	1896-97.	1897-98.
	Rx.	Rx.	Rx.
Apparel . . . . .	72,411	71,262	55,155
Building and engineering materials . . . . .	9,980	8,347	10,065
Carriages, carts, and other conveyances (including bicycles) . . . . .	5,610	12,251	15,480
Earthenware and porcelain . . . . .	11,638	10,257	10,041
Glass and glassware . . . . .	36,974	35,269	28,826
Gums and resins . . . . .	11,709	9,699	10,708
Instruments, apparatus, and appliances . . . . .	17,211	17,027	16,196
Ivory and ivory ware . . . . .	15,627	10,819	11,564
Leather and articles made of leather (mainly boots and shoes, harness and saddlery) . . . . .	15,629	14,542	12,443
Matches . . . . .	18,130	14,282	20,871
Paints, colours, painters' materials, and compositions for application to leather, wood, and metals . . . . .	20,923	19,242	18,771
Paper and pasteboard . . . . .	25,404	23,364	20,874
Silk and articles made of silk . . . . .	146,375	113,480	95,671
Stationery . . . . .	14,575	14,436	12,064
Umbrellas . . . . .	17,103	15,301	16,774
Wood and timber, and articles made of wood . . . . .	14,670	11,634	10,932
Woollen goods . . . . .	72,988	84,960	57,926
Articles imported by post . . . . .	14,251	14,026	13,850

The total gross revenue from all articles subject to import duty, salt excepted, was Rx. 3,746,910. On the same articles the drawbacks and refunds in the year amounted to Rx. 67,795, the net revenue being Rx. 3,679,115, which was about 98½ per cent of the gross revenue. The drawbacks, amounting to Rx. 39,824, are given to the extent of seven-eighths of the import duty on articles re-exported from India. The refunds, amounting to Rx. 27,971, are given in special cases where exemption is allowed after payment of duty or where duty has been erroneously charged, but the bulk of the refunds represents the difference between the specific duty chargeable on the import of arms and the rate of 10 per cent *ad valorem* payable when the arms are sold by the importing trader to persons authorised to possess arms.

The export tariff schedule is limited to rice and rice-flour, a duty of three annas (three-sixteenths of a rupee) being levied on each maund of 82½ lbs. The gross and net duty realised in the last five years have been :—

		Gross.	Net.
		Rx.	Rx.
1893-94	. . .	660,477	645,475
1894-95	. . .	903,488	887,977
1895-96	. . .	929,224	912,985
1896-97	. . .	752,560	734,662
1897-98	. . .	723,731	708,212



## CHAPTER VI.

## BALANCE OF TRADE.

The excess of exports over imports, including treasure as well as merchandise, for each of the last ten years was (in Rx.) :—

—	Including Government transactions.	Excluding Government transactions.	—	Including Government transactions.	Excluding Government transactions.
	Rx.	Rx.		Rx.	Rx.
1888-89 . . .	15,548,400	18,266,400	1893-94 . . .	15,120,900	18,090,100
1889-90 . . .	18,709,700	21,219,400	1894-95 . . .	34,029,600	37,246,600
1890-91 . . .	8,440,700	11,253,200	1895-96 . . .	32,289,800	35,820,100
1891-92 . . .	27,305,200	29,869,100	1896-97 . . .	19,733,100	23,850,100
1892-93 . . .	30,279,300	33,850,100	1897-98 . . .	10,590,300	14,775,000

In the same period the drawings of the Secretary of State in Council bills have been :—

—	£	Exchange, Pence.	Rx.	—	£	Exchange, Pence.	Rx.
1888-89	14,262,859	16-379	=20,899,100	1893-94	9,530,235	14-546	=15,723,600
1889-90	15,474,496	16-566	=22,418,700	1894-95	16,905,102	13-1	=30,969,900
1890-91	15,969,034	18-089	=21,186,900	1895-96	17,664,492	13-638	=31,085,500
1891-92	16,093,854	16-733	=23,082,800	1896-97	15,526,547	14-45	=25,787,000
1892-93	16,532,215	14-984	=26,478,400	1897-98	9,506,077	15-402	=14,812,800

The increase in the import trade caused by the large importation of treasure and the falling off in the exports of merchandise reduced the excess of the exports over the imports far below the normal.

## GOLD AND SILVER COIN AND BULLION.

The imports and exports during the last ten years were :—

Gold :—

—	Imports.	Exports.	Balance, net Imports.	—	Imports.	Exports.	Balance, net Imports.
	Rx.	Rx.	Rx.		Rx.	Rx.	Rx.
1888-89	3,119,100	305,200	2,813,900	1893-94	3,146,500	2,505,300	641,200
1889-90	5,071,000	455,700	4,615,300	1894-95	1,756,300	6,730,400	{ -4,974,100
1890-91	6,506,800	864,700	5,636,200	1895-96	5,029,300	2,503,300	{ (net exports.)
1891-92	4,118,900	1,705,100	2,413,800	1896-97	4,491,200	2,200,100	2,291,100
1892-93	1,781,800	4,594,500	{ -2,812,700	1897-98	7,281,200	2,372,700	4,908,500
			{ (net exports.)				

Silver :—

—	Imports.	Exports.	Balance, net Imports.	—	Imports.	Exports.	Balance, net Imports.
	Rx.	Rx.	Rx.		Rx.	Rx.	Rx.
1888-89	10,725,900	1,479,200	9,246,700	1893-94	15,314,700	1,594,900	13,719,800
1889-90	12,388,500	1,450,600	10,937,900	1894-95	7,824,900	1,495,700	6,329,200
1890-91	15,433,600	1,258,500	14,175,100	1895-96	8,333,700	1,756,500	6,582,200
1891-92	10,603,700	1,581,500	9,022,200	1896-97	8,593,400	2,787,400	5,806,000
1892-93	15,228,000	2,364,400	12,863,600	1897-98	13,249,400	4,775,900	8,473,500

The large amount of silver required for the coinage of British dollars which was actively carried on in the Bombay Mint throughout the year partly accounts for the great increase noticeable in the imports and exports of silver. The very large net imports of that metal and of gold in a year when the export trade was greatly restricted and the country was suffering from the effects of famine, is however remarkable. Experience shews that under normal conditions there is a large and constant demand in India for the precious metals, but the excessively high imports of last year must be due in great part to speculative purchases. Part of the large imports of coined gold amounting during the year to Rx. 2,619,517 was used as a means of remittance, and gold, mostly sovereigns, valued at Rx. 255,400, was tendered at the Reserve Treasuries in exchange for rupees. The imports of gold were also stimulated by the rise in the gold value of the rupee, while the trade in silver was made even more profitable by the fall in its gold price simultaneously with the rise in exchange, the disparity between the exchange and bullion value of the rupee being greater than at any period since the closing of the mints. To illustrate this the diagram, facing this page which was published in the review of the trade of 1895-96, is now republished with additions to August 1898.

The quantity of silver imported (net) in each of the last seven years is stated below, with the quantity which passed into the mints of the Native States :—

Quantity imported (net).		Quantity passed into the native mints.	
	Ounces.		Ounces.
1891-92	32,348,438	1891	4,147,266
1892-93	45,523,512	1892	5,817,070
1893-94	54,328,973	1893	7,476,500
1894-95	27,040,022	1894	3,297,435
1895-96	27,018,079	1895	4,115,926
1896-97	25,929,088	1896	4,524,663
1897-98	44,284,617	1897	2,979,922

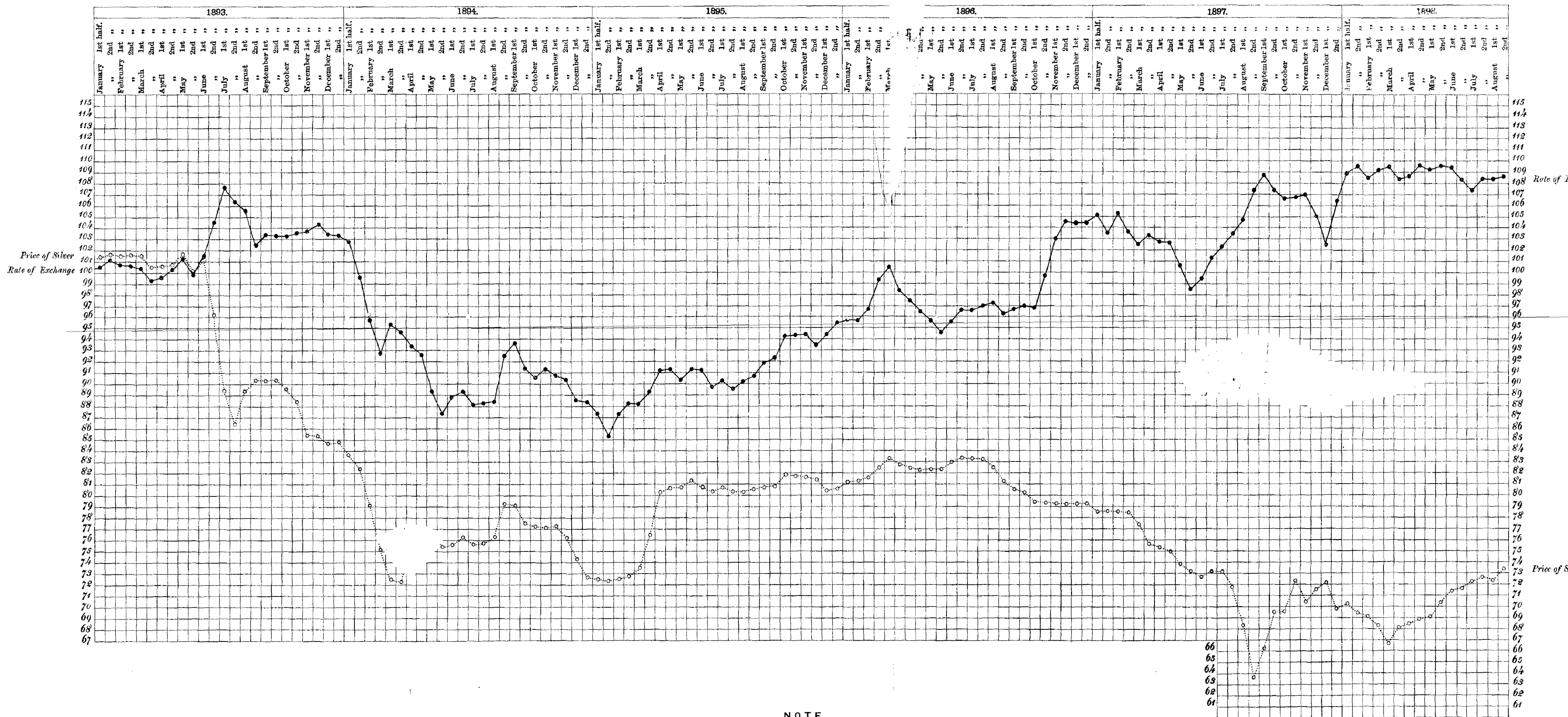
The silver coined in the mints of the Native States accounted for less than 7 per cent of the net imports during the year. The reduction was caused by some of the Native States closing their mints, either on the adoption of Government of India rupees as their sole currency or to check the depreciation of the local currencies. The statistics of the export of silver across the frontier are incomplete and unreliable, but the quantity is not large. Nor is there any reliable information as to the relative quantities used for art manufactures and ornaments, placed in hoards, or held by dealers.

The descriptions of silver imported and exported in the last three years were as follows, the values being stated in Rx. :—

	IMPORTS.			EXPORTS.		
	1895-96.	1896-97.	1897-98.	1895-96.	1896-97.	1897-98.
Bars	7,474,972	7,489,503	11,957,907	35,766	13,580	47,381
Other uncoined silver	...	9,548	94,587			
Rupees (Government of India)	743,601	1,020,139	1,104,826	1,095,850	1,614,621	1,537,987
British dollars	120,143	74,195	92,074	603,483	1,088,833	3,173,655
Other coin				21,395	20,321	16,891

About five-sixths of the bar silver imported came from the United Kingdom, the remainder being received mostly from Australia, the United States, China, and Ceylon. There was a large increase in the export of British dollars to the Straits and Hong Kong. The demonetization of the Japanese *yen* has necessitated a replenishment of the currency in the parts where that coin was current, and the Bombay mint was actively employed throughout the year in the mintage of dollars from silver supplied by the Exchange Banks. The exports of rupees were principally to Ceylon and Mauritius.

Diagram of the Course of Exchange in India and the Price of Silver in London from the beginning of 1893 to the end of August 1898.



NOTE.

The Chart is intended to exhibit the Price of Silver and the Course of Exchange before and after the closure of the Indian Mints on the 26th June 1893. The data of the Chart are:—  
 Price of Silver on 1st June 1893 - 37½ d. per Ounce.  
 Rate of Exchange on ,, ,, (Calcutta Demand) - 1s 2½ d. per Rupee.  
 These have been taken each to represent 100, and the curves of the diagram represent the fluctuations in half-monthly averages on that basis.

## CHAPTER VII.

## SHIPPING.

Total number and tonnage of the shipping, steam and sailing, with cargoes and in ballast, which entered from and cleared to foreign countries, during each of the last five years :—

—	No.	Tons.	Average tonnage.
1893-94 . . .	9,995	7,665,886	767
1894-95 . . .	10,577	8,255,822	780
1895-96 . . .	10,297	8,226,600	799
1896-97 . . .	9,940	7,698,585	774
1897-98 . . .	9,759	7,784,630	798

The restricted export trade caused a decline in the number of vessels, but, as the average burden increased, there was a small addition to the total tonnage.

The steamer tonnage, which was 86·1 per cent in 1896-97, fell to 84·3 per cent last year. The total number of steamers, which entered and cleared, was 4,145, with an aggregate burden of 6,561,392 tons, the average tonnage of each steamer being 1,583 tons. About 6·6 per cent of the steamers which cleared left in ballast.

The entries from and clearances to the United Kingdom were 2,283,256 tons, being 29·3 per cent of the total tonnage, against 30 per cent in 1896-97. Entries from and clearances to British possessions increased from 2,868,632 tons to 3,021,838 tons. There was a decline in the tonnage of the vessels entered from and cleared to other foreign countries, the figures for the last five years being :—

—	No.	Tons.
1893-94 . . .	2,808	2,575,413
1894-95 . . .	2,830	2,698,084
1895-96 . . .	2,831	2,661,389
1896-97 . . .	2,410	2,523,243
1897-98 . . .	2,597	2,479,536

The relative proportions of tonnage entered and cleared last year were as follow :—

—	1895-96.	1896-97.	1897-98.
	Per cent.	Per cent.	Per cent.
From and to the United Kingdom . . .	32·4	30	29·3
” ” British possessions . . .	35·2	37·3	38·8
” ” foreign countries . . .	32·4	32·7	31·9

The vessels carrying the trade of India for the most part fly the British flag, the tonnage of vessels sailing under that flag representing about 79·8 per cent of the whole.

The tonnage of vessels under foreign flags was 14·6 per cent of the whole.

The proportion of the tonnage of vessels under the British Indian registry was about 3·6 per cent of the whole. These are all sailing vessels of small tonnage.

The total number of vessels under foreign flags, which entered and left last year, was 1,191 against 1,034 in 1896-97, their burden aggregating 1,137,969 tons against 1,103,066 tons in 1896-97. The principal flags were:—

—	1895-96.		1896-97.		1897-98.	
	No.	Tons.	No.	Tons.	No.	Tons.
German . . . . .	270	423,753	236	411,214	244	391,493
Austrian . . . . .	114	237,358	112	239,729	124	265,486
French <sup>1</sup> . . . . .	132	162,488	116	156,399	97	120,413
Norwegian . . . . .	88	93,075	80	75,548	117	109,437
Italian . . . . .	59	115,328	54	96,855	53	107,392
Arab . . . . .	498	69,058	315	46,206	472	57,938
American . . . . .	9	8,290	2	2,150	3	4,888

The native craft continue at a low and declining level:—

—	No.	Tons.
	1893-94 . . . . .	2,966
1894-95 . . . . .	2,985	156,788
1895-96 . . . . .	3,004	156,805
1896-97 . . . . .	3,090	154,320
1897-98 . . . . .	2,751	150,691

The shipbuilding industry in India continues to be on the most restricted scale. The number and tonnage of the vessels built in the last three years are as follows:—

—	1895-96.				1896-97.				1897-98.			
	Steamers.		Sailing vessels.		Steamers.		Sailing vessels.		Steamers.		Sailing vessels.	
	No.	Tons.	No.	Tons.	No.	Tons.	No.	Tons.	No.	Tons.	No.	Tons.
In Bengal . . . . .	...	...	1	59	...	...	9	761	...	...	3	163
In Bombay . . . . .	2	40	52	1,344	5	99	28	831	1	22	21	854
In Sind . . . . .	...	...	10	236	...	...	12	529	...	...	10	443
In Madras . . . . .	...	...	18	362	...	...	16	332	...	...	20	375
In Burma . . . . .	1	52	6	119	1	39	10	384	...	...	8	176
TOTAL . . . . .	3	92	87	2,120	6	138	75	2,837	1	22	62	2,011

## SECTION II.—TRANS-FRONTIER TRADE.

## CHAPTER VIII.

The total value of the trade, both imports and exports, decreased very slightly:—

	MERCHANDISE AND TREASURE.		
	Imports.	Exports.	Total.
	Rx.	Rx.	Rx.
1893-94 . . .	4,351,251	3,698,321	8,049,572
1894-95 . . .	4,931,538	4,254,198	9,185,736
1895-96 . . .	4,974,286	4,230,297	9,204,583
1896-97 . . .	5,637,527	4,937,071	10,574,598
1897-98 . . .	5,634,455	4,918,021	10,552,476

These figures include treasure, but the record under that head is necessarily so fragmentary that, in considering the geographical distribution of the trade, it will be convenient to notice only the figures which relate to merchandise. These are shewn below against each principal country, the countries being arranged geographically, proceeding from west to east along the line of frontier:—

	1892-93.	1893-94.	1894-95.	1895-96.	1896-97.	1897-98.	
	Rx.	Rx.	Rx.	Rx.	Rx.	Rx.	
N.-W. Frontier.	Lus Bela . . .	68,322	73,196	67,253	90,158	99,863	137,954
	Khelat . . .	77,604	91,134	119,206	118,488	107,873	128,500
	Kandahar . . .	532,085	664,021	608,852	667,543	645,781	473,084
	Zhob and Loralai . . .	59,975	66,440	70,598	71,283	69,514	58,005
	Sewestan . . .	124,926	131,273	145,801	150,007	153,332	...
	Kabul . . .	831,351	594,046	427,765	471,236	441,701	403,748
	Tirah . . .	22,523	22,381	24,832	17,952	29,053	23,191
	Bajaur . . .	257,176	358,966	469,057	354,111	844,335	570,922
N. and N.-E. Frontier.	Kashmir . . .	983,727	951,596	1,126,496	1,277,006	1,357,712	1,329,875
	Ladakh . . .	49,630	53,032	80,835	81,521	115,253	93,386
	Thibet . . .	154,986	185,336	210,501	195,511	195,849	215,726
	Nepal . . .	2,527,104	2,597,386	2,947,891	3,037,475	2,894,150	3,405,598
	Sikkim . . .	41,877	48,774	72,166	90,193	114,911	84,635
E. Frontier.	Bhutan . . .	42,149	43,095	41,674	55,947	31,172	30,549
	Hill Tipperah . . .	65,592	56,605	43,470	72,573	61,217	57,222
	Western China . . .	144,107	271,372	316,251	224,979	329,805	267,906
	Siam . . .	74,118	123,694	64,610	112,878	73,078	143,781
	North Shan States . . .	333,595	378,221	402,686	350,015	394,003	483,778
	South Shan States . . .	175,476	172,973	380,591	424,068	654,407	689,020
Karenni . . .	253,419	234,744	243,718	235,444	208,754	172,028	
Zimmé . . .	232,601	316,615	228,543	208,610	237,643	298,661	

There was a large increase in the trade with Nepal and countries on the extreme Eastern frontier, but the general falling off in the trade of countries on North-Western Frontier, except Lus Bela and Khelat, due either directly or indirectly to the military operations in that quarter, caused a slight decline of 0.2 per cent in the total value of the frontier trade. From last year local trade with Sewestan ceased to be registered as foreign trade, and the through trade with Afghanistan was registered as trade with Kabul.

The frontier trade may be classed in three great groups, as shewn above:—

- (1) The trade of the North-Western Frontier which crosses the frontiers of Sind, British Baluchistan, and the Panjab, and is conducted chiefly with Kandahar (by railway), with Kabul, the border country lying between India and Afghanistan, Kashmir (including Ladakh), and that portion of the trade with Thibet which crosses the Panjab frontier. This trade amounted in the year to Rx. 3,233,111 (a large decrease) and was about 35.5 per cent of the whole trade in merchandise, which amounted to Rx. 9,101,443.
- (2) The trade on the North and North-Eastern Frontier, which crosses the frontiers of the North-Western Provinces and Oudh, Bengal, and Assam.

This trade amounted in the year to Rx. 3,813,157 (a large increase) and was 41.9 per cent of the whole trade. It is carried on chiefly with Nepal and Thibet, the trade with the latter country being, however, relatively insignificant.

- (3) The trade on the Eastern Frontier, which crosses the frontier of Burma and is conducted with China, Siam, the Shan States, Karenni, and Zimmé. This trade amounted to Rx. 2,055,175 (a large increase) and was about 22.6 per cent of the whole trade.

The trade in treasure, as far as it is recorded, may be separately stated here (Rx.) :—

Imports.			Exports.		
—	1896-97.	1897-98	—	1896-97.	1897-98.
<b>Into the Panjab—</b>			<b>From the Panjab—</b>		
From Kashmir . . .	37,458	40,640	To Kashmir . . .	67,412	70,871
„ Ladakh . . .	320	...	„ Kabul . . .	13,159	10,985
„ Sewestan . . .	5,614	...	„ Sewestan . . .	2,546	...
			„ Ladakh . . .	6,509	4,910
			„ Thibet . . .	481	261
			„ Bajaur . . .	...	210
<b>Into the North-Western Provinces—</b>			<b>From the North-Western Provinces—</b>		
From Nepal . . .	13,375	15,755	To Thibet . . .	2,152	1,210
			„ Nepal . . .	...	3,479
<b>Into Bengal—</b>			<b>From Bengal—</b>		
From Nepal . . .	390,197	126,580	To Thibet . . .	11,380	6,810
„ Thibet . . .	...	1,240	„ Sikkim . . .	2,470	1,265
			„ Nepal . . .	132,085	333,928
<b>Into Assam—</b>			<b>From Assam—</b>		
From Towang . . .	64	50	To Dafia and Aka Hills . . .	348	236
„ Bhutan . . .	5	18			
<b>Into Burma—</b>			<b>From Burma—</b>		
From North Shan States . . .	93,899	92,091	To North Shan States . . .	46,948	67,105
„ South „ „ . . .	159,713	149,245	„ South „ „ . . .	114,574	97,696
„ West China . . .	55,418	83,418	„ West China . . .	10,570	5,613
„ Siam . . .	23,163	44,936	„ Siam . . .	26,979	55,871
„ Zimmé . . .	59,203	53,221	„ Zimmé . . .	92,940	87,224
„ Karenni . . .	4,573	4,729	„ Karenni . . .	96,711	91,436
<b>TOTAL</b> . . .	<b>843,002</b>	<b>611,923</b>	<b>TOTAL</b> . . .	<b>627,264</b>	<b>839,110</b>

The inaccuracy and incompleteness of these figures makes it necessary to leave them out of account in considering the statistics of the trade.

#### N.-W. FRONTIER.

The bulk of the trade which crosses this frontier is carried on with Kandahar, Kabul, Bajaur, and Kashmir.

*Kandahar.*—The trade with Kandahar during the last five years has been :—

—	Imports.	Exports.
	Rx.	Rx.
1893-94 . . .	335,849	328,172
1894-95 . . .	299,090	309,762
1895-96 . . .	410,541	257,002
1896-97 . . .	418,405	227,376
1897-98 . . .	309,299	163,785

The decrease in the imports last year, chiefly in raw wool and woollen piece-goods, was partially compensated by an increase in wheat and other food-grains. The decline in the exports was in cotton and woollen piece-goods and sugar.

The continued absence from Karáchi for the greater part of the year of the traders, who left on the outbreak of the plague, accounts for the restricted trade in wool and piece-goods. The trade generally was also adversely affected by the disturbances on the frontier, and it is further believed to have been underestimated through carelessness on the part of the trade registrars.

*Kabul.*—The trade with Kabul in the last five years has been :—

—	Imports.	Exports.
	Rx.	Rx.
1893-94 . . . . .	188,831	405,215
1894-95 . . . . .	160,400	267,365
1895-96 . . . . .	165,003	306,233
1896-97 . . . . .	151,538	290,163
1897-98 . . . . .	129,110	274,638

The trade is steadily decreasing owing to the impediments placed in its way by the interference and fiscal arrangements of the Amir. The large decline last year is, however, chiefly attributable to the military operations on the frontier, the impressment of transport, and the closing of the Khyber pass for several months. Last year's figures include the trade with the eastern parts of the Amir's dominions which were formerly classed as Sewestan, and this addition partly counteracts the decrease in the direct trade with Kabul.

The figures appended represent the value of the trade in the more important articles :—

—	1893-94.	1894-95.	1895-96.	1896-97.	1897-98.
	Rx.	Rx.	Rx.	Rx.	Rx.
<b>Imports :—</b>					
Horses, ponies, mules . . . . .	27,079	18,759	32,540	11,955	2,275
Drugs and medicines . . . . .	11,320	11,962	9,661	2,258	7,766
Fruits, vegetables, and nuts . . . . .	60,198	56,502	46,422	51,709	30,854
Hides, skins, and leather . . . . .	17,943	14,019	17,775	19,416	8,895
Ghi . . . . .	24,900	20,086	17,042	19,475	24,444
Wool, raw and manufactured . . . . .	12,908	11,927	13,961	11,445	17,003
<b>Exports :—</b>					
Cotton yarn . . . . .	6,083	8,674	11,630	11,088	6,537
„ piece-goods . . . . .	275,235	151,400	172,488	145,082	203,444
Dyeing materials . . . . .	9,004	15,218	17,823	15,512	6,986
Leather . . . . .	10,446	7,599	15,251	5,800	3,914
Brass, copper, and iron . . . . .	12,404	11,421	11,688	23,209	7,026
Sugar . . . . .	15,714	10,228	8,895	10,569	8,672
Tea . . . . .	61,112	45,097	27,129	35,770	15,860

The large decline in the imports of fruits is attributed to a state monopoly and prohibition of the export from the Amir's territories of pistachios and almonds. The export of mares has similarly been prohibited, and large numbers of the horses intended for export were purchased by the Amir. Hides and skins were imported in smaller quantities, and the trade in manufactured leather practically ceased.

The trade in tea for the Central Asian market is rapidly dwindling owing to its diversion to the Persian Gulf and Batoum. The figures appended shew the exports of foreign and Indian tea for the last six years as registered at the frontier posts :—

—	Foreign Tea.	Indian Tea.
	lbs.	lbs.
1892-93 . . . . .	879,536	375,536
1893-94 . . . . .	597,968	152,880
1894-95 . . . . .	388,864	150,528
1895-96 . . . . .	155,792	175,280
1896-97 . . . . .	284,032	193,872
1897-98 . . . . .	144,816	45,248



*Bajaur.*—The figures below represent the value of the trade in the last five years :—

—	Imports.	Exports.
	Rx.	Rx.
1893-94 . . . . .	146,996	211,970
1894-95 . . . . .	191,836	277,221
1895-96 . . . . .	132,910	221,201
1896-97 . . . . .	382,877	461,458
1897-98 . . . . .	247,894	323,028

The opening of the Chitral road caused a great expansion of trade in 1896-97, and the decline caused last year by the fighting in Swat and the adjoining country and the absorption of transport was less than might, in the circumstances, have been expected. The principal imports are food-grains, ghi, hides, skins, and timber, and the chief exports, cotton piece-goods and yarn, raw cotton, indigo, sugar, tea, and tobacco.

The trade gives promise of considerable development.

*Kashmir.*—The trade in the last five years has been :—

—	Imports.	Exports.
	Rx.	Rx.
1893-94 . . . . .	422,888	528,708
1894-95 . . . . .	513,555	612,941
1895-96 . . . . .	636,388	640,618
1896-97 . . . . .	722,282	635,430
1897-98 . . . . .	769,724	560,151

The trade in timber, which is steadily increasing, was valued last year at Rx. 283,698. The remaining articles of importance in the import trade are ghi (Rx. 184,599), woollen goods (Rx. 63,107), grain and pulse (Rx. 59,398), and hides and skins (Rx. 36,779). The chief exports are cotton piece-goods (Rx. 300,767), cotton yarn (Rx. 26,834), sugar (Rx. 51,169), and salt (Rx. 50,415). In cotton piece-goods, sugar, and tea there was a considerable decline.

#### N. AND N.-E. FRONTIER.

*Thibet.*—The value of the trade of the last five years is :—

—	Imports.	Exports.
	Rx.	Rx.
1893-94 . . . . .	124,616	60,720
1894-95 . . . . .	145,256	65,245
1895-96 . . . . .	127,185	68,326
1896-97 . . . . .	140,456	55,393
1897-98 . . . . .	123,149	92,577

The decline in the import trade is due, in part at least, to the late opening of the passes into the North-Western Provinces, and to the registration of the trade with Bengal for only nine months of the year owing to a change in the arrangement of the registration posts not being completed. The most important item of the import trade is raw wool (Rx. 73,644). Next come borax (Rx. 17,554), salt (Rx. 13,886), and animals—chiefly sheep and goats, ponies, and mules—(Rx. 11,334). The imports of musk and yaks'-tails were very small, about one-seventh of the previous year's imports, but no reason can be assigned for this great decrease. The value of food-grains exported, Rx. 64,379, increased nearly four-fold owing to the abundant spring harvest in Almora and British Garhwal, which gave a supply of grain much in excess of local requirements. The remaining exports are cotton piece-goods, indigo, copper, iron, sugar, tobacco, and woollens, and in all of them, except copper and tobacco, there was a decline.

*Nepal.*—The trade with Nepal, which continues to expand, is far the largest on the frontier:—

	Imports.	Exports.
	Rx.	Rx.
1893-94 . . . . .	1,493,012	1,104,374
1894-95 . . . . .	1,716,653	1,231,238
1895-96 . . . . .	1,765,341	1,272,134
1896-97 . . . . .	1,489,483	1,404,667
1897-98 . . . . .	1,914,194	1,491,404

The principal articles of the trade are these:—

	1893-94.	1894-95.	1895-96.	1896-97.	1897-98.
	Rx.	Rx.	Rx.	Rx.	Rx.
<b>Imports:—</b>					
Horses, cattle, sheep and goats . . . . .	131,122	140,354	140,612	115,232	130,509
Hides and skins . . . . .	64,139	53,325	52,380	62,815	111,234
Drugs, non-intoxicating . . . . .	37,580	44,989	66,588	44,712	41,993
Rice, husked and unhusked . . . . .	589,790	628,436	635,624	428,590	731,319
Other food-grains . . . . .	84,683	166,903	179,540	156,204	183,755
Ghi . . . . .	68,410	70,236	75,544	59,669	92,704
Provisions . . . . .	59,061	106,127	82,962	58,455	41,428
Linseed . . . . .	85,065	114,016	117,100	124,954	89,779
Mustard, rape, and other oilseeds . . . . .	123,782	96,359	88,242	107,546	141,134
Spices . . . . .	35,331	40,495	57,426	52,250	47,210
Tobacco . . . . .	63,617	63,245	52,965	56,818	93,892
Timber . . . . .	63,574	85,415	81,361	68,546	48,318
<b>Exports:—</b>					
Cotton yarn . . . . .	102,582	97,036	95,606	107,561	136,367
„ piece-goods . . . . .	414,187	511,185	448,145	486,892	482,237
Metals . . . . .	77,520	80,608	98,495	101,820	117,063
Provisions . . . . .	89,469	115,467	129,147	108,734	79,534
Salt . . . . .	89,173	92,613	93,469	114,574	146,362
Spices . . . . .	56,842	69,608	103,031	119,306	125,460
Sugar . . . . .	39,923	44,555	54,789	62,257	50,575
Tobacco . . . . .	33,310	31,759	42,173	55,619	103,101
Petroleum . . . . .	15,957	13,933	27,779	47,104	80,393

The very large imports of rice and food-grains are due to the withdrawal of the prohibition on exports from Nepal which had been imposed during the prevalence of famine and high prices in India. The expansion of the trade in cattle hides is attributed to cattle disease in Nepal and a good demand in India for export.

All the articles of the export trade mentioned above, with the exception of cotton piece-goods, provisions, and sugar, shew a large and continuous increase.

#### E. FRONTIER.

*Western China.*—The trade for the last five years has been:—

	Imports.	Exports.
	Rx.	Rx.
1893-94 . . . . .	137,216	134,156
1894-95 . . . . .	115,508	200,745
1895-96 . . . . .	86,907	138,072
1896-97 . . . . .	99,591	230,214
1897-98 . . . . .	64,435	203,471

The staples of the import trade are raw silk, orpiment, and animals, in all of which there was a decline. There was an increased export of Indian yarn, but a decrease in raw cotton and European piece-goods, which are the other staples of the trade. The diversion of the trade to Myitkyina (the terminus of the Mu Valley Railway) where no arrangements had been made for registration of the traffic, probably accounts for the general decline in last year's figures.

*Siam.*—There is an unimportant trade with Siam, but last year it increased by 96·7 per cent, the recorded imports being valued at Rx. 86,895 and the exports at Rx. 56,886. The chief import is cattle, and the exports, lacquered ware, jewellery, and cotton, silk, and woollen piece-goods.

With the Shan States, Karenni, and Zimmé the trade has been :—

—		Imports.	Exports.
		Rx.	Rx.
<i>Northern Shan States.</i>			
1893-94	. . .	216,707	161,514
1894-95	. . .	216,965	185,721
1895-96	. . .	180,799	169,216
1896-97	. . .	189,024	204,979
1897-98	. . .	273,619	210,159
<i>Southern Shan States.</i>			
1893-94	. . .	96,424	76,549
1894-95	. . .	164,090	216,501
1895-96	. . .	168,642	255,426
1896-97	. . .	318,156	336,251
1897-98	. . .	324,364	364,656
<i>Karenni.</i>			
1893-94	. . .	214,025	20,719
1894-95	. . .	233,868	9,850
1895-96	. . .	206,687	28,757
1896-97	. . .	192,632	16,122
1897-98	. . .	153,543	18,485
<i>Zimmé.</i>			
1893-94	. . .	230,172	86,442
1894-95	. . .	203,321	25,222
1895-96	. . .	182,999	25,611
1896-97	. . .	180,752	56,891
1897-98	. . .	235,581	63,080

From the Northern Shan States the chief imports are provisions and tea; from the Southern Shan States, teak, cattle, fruits, and lac; and from Karenni and Zimmé teak. The principal exports to these regions are cotton yarn and piece-goods, silk piece-goods, salted fish, salt, betelnuts, and metals.

The trade of Burma with Western China, Siam, and other regions on the Eastern Frontier amounted to Rx. 1,897,690 in 1896-97 and last year to Rx. 2,055,175.

*General.*—The nature of the trade carried on across the frontiers will be understood from the subjoined list of the principal imports and exports and their values in the last three years :—

Imports.				Exports.			
	1895-96.	1896-97.	1897-98.		1895-96.	1896-97.	1897-98.
	Rx.	Rx.	Rx.		Rx.	Rx.	Rx.
Animals, living :—				Animals, living . . . . .	67,484	105,388	63,986
Horses, ponies, mules . . . . .	68,949	43,342	31,673	Cotton, raw . . . . .	82,675	132,406	122,453
Cattle . . . . .	231,191	214,787	301,098	Cotton yarn :—			
Other kinds . . . . .	76,988	75,218	65,971	European . . . . .	178,324	206,032	226,456
Borax . . . . .	19,199	19,735	18,145	Indian . . . . .	78,042	118,346	122,647
Drugs and medicines (largely charas) . . . . .	157,066	131,528	148,129	Cotton goods :—			
Dyes . . . . .	37,486	35,102	17,526	European . . . . .	1,113,605	1,308,952	1,103,493
Fruits, vegetables, and nuts . . . . .	295,075	248,849	212,568	Indian . . . . .	426,582	453,173	477,224
Grain and pulse (largely rice) . . . . .	921,873	911,070	1,190,133	Dyes :—			
Hides, skins, and horns . . . . .	147,987	167,050	194,126	Indigo . . . . .	45,012	51,053	42,214
Lac . . . . .	45,683	17,025	15,274	Other kinds . . . . .	20,667	21,381	14,852
Seeds :—				Grain and pulse . . . . .	91,653	90,436	141,715
Oilseeds (chiefly linseed and rapeseed) . . . . .	247,581	283,310	308,490	Metals, mainly brass, copper, and iron . . . . .	208,235	193,770	193,987
Tea-seed . . . . .	2,529	17,554	2,580	Oils : Petroleum . . . . .	45,067	68,879	101,679
Provisions :—				Provisions . . . . .	216,683	226,923	195,942
Ghi . . . . .	368,834	420,866	407,332	Salt . . . . .	236,459	271,682	281,340
Other kinds . . . . .	222,987	171,757	214,870	Silk goods . . . . .	83,698	120,128	121,591
Silk, raw . . . . .	50,637	46,837	29,218	Spices . . . . .	144,199	172,874	178,175
Spices . . . . .	80,729	80,415	77,266	Sugar . . . . .	168,084	199,358	151,378
Tobacco . . . . .	61,959	66,259	108,260	Tea :—			
Wood and timber, chiefly teak . . . . .	667,193	832,907	816,477	Indian . . . . .	51,831	52,867	28,186
Wool, raw . . . . .	322,353	364,579	303,231	Foreign . . . . .	22,275	46,956	27,990
Woollen goods . . . . .	109,830	164,571	84,979	Tobacco . . . . .	72,974	101,854	141,727
				Woollen goods . . . . .	55,567	49,587	32,942

## SECTION III.—COASTING TRADE.

## CHAPTER IX.

The total trade, imports and exports, merchandise and treasure, was in the last ten years :—

	Rx.		Rx.
1888-89	60,166,070	1893-94	68,446,208
1889-90	59,211,043	1894-95	70,317,014
1890-91	65,586,392	1895-96	74,604,838
1891-92	67,896,004	1896-97	68,200,970
1892-93	66,097,209	1897-98	75,859,238

Taking the export value as representing the actual value, the trade of the last five years is stated in the figures appended, which do not include the exports of Government stores or treasure :—

	Indian Merchandise.	Foreign Merchandise.	Treasure.
	Rx.	Rx.	Rx.
1893-94	23,250,899	7,250,196	1,602,580
1894-95	25,027,220	7,541,147	2,113,256
1895-96	26,229,816	7,849,728	1,787,685
1896-97	25,215,226	6,688,431	1,896,640
1897-98	29,150,764	7,113,212	2,214,259

The principal articles of the trade are mentioned in the list below in the order of their importance, and placed against them are their import values in the last five years, that is, the value of the imports into British Indian ports.

*Indian Merchandise.*

	1893-94.	1894-95.	1895-96.	1896-97.	1897-98.
	Rx.	Rx.	Rx.	Rx.	Rx.
1. Grain and pulse	5,199,041	5,103,956	5,592,106	6,535,547	9,767,670
2. Cotton manufactures, including twist and yarn	2,251,103	2,608,291	2,788,275	2,640,737	2,670,751
3. Cotton, raw	6,789,792	3,786,435	5,683,021	3,445,032	2,141,075
4. Jute manufactures	1,509,766	1,516,369	1,692,023	1,527,196	1,706,671
5. Spices	1,384,044	1,457,682	1,276,782	1,156,058	1,298,944
6. Coal	285,314	244,455	407,701	618,370	1,059,251
7. Salt	863,625	979,993	937,681	1,014,830	1,043,488
8. Teak timber	849,864	887,092	995,729	1,032,943	987,470
9. Seeds	1,258,836	1,594,370	1,862,329	959,108	898,988
10. Oils	811,515	861,527	1,031,057	905,323	881,023
11. Provisions	722,056	629,090	689,451	742,586	815,774
12. Cocoanuts and kernel	808,176	1,035,572	879,162	743,913	802,724
13. Tobacco	577,521	593,048	695,640	629,098	665,314
14. Jute, raw	676,994	604,447	675,036	540,216	554,106
15. Hides and skins	510,099	550,923	574,725	521,083	506,022
16. Spirits	409,764	409,659	462,395	428,438	459,308
17. Sugar	635,705	595,471	630,008	514,467	427,454
18. Timber and wood, other than teak	384,469	412,474	457,273	352,249	351,972
19. Coffee	331,593	368,213	391,931	207,813	191,592
20. Tea	168,950	194,692	242,773	168,192	137,726

The only article which shews a marked decline is raw cotton, the decrease occurring mainly in the imports into Bombay. The trade of all the provinces

increased owing to the large movement of food-grains,—wheat and millets from Sind to Bombay, and rice from Burma to Bengal, Bombay, and Madras. There were largely increased imports of Bengal coal into Bombay, Burma, and Madras, and this trade shews a very satisfactory expansion.

The quantity of rice exported coastwise from Burma during the last five years has been (cwt.) :—

1893-94 . . . .	7,098,712	1896-97 . . . .	6,779,928
1894-95 . . . .	5,483,627	1897-98 . . . .	12,286,203
1895-96 . . . .	2,796,878		

The large exportations of the last two years were occasioned by the famine and the chief destination of the rice was (cwt.) :—

	1896-97.		1897-98.	
	Rice in the husk.	Husked rice.	Rice in the husk.	Husked rice.
Bengal . . . . .	303,625	2,828,415	505,845	5,134,039
Bombay . . . . .	18,497	2,674,462	22,278	3,181,035
Madras . . . . .	487,155	217,376	1,594,284	1,720,027

#### COASTING SHIPPING.

The following table gives the number and registered tonnage of the vessels engaged in the coasting trade during the last five years (000's omitted in tonnage) :—

##### *Entered.*

	STREAMERS.		SAILING VESSELS.		NATIVE CRAFT.	
	No.	Tons.	No.	Tons.	No.	Tons.
1893-94 . . . . .	9,224	9,974	2,695	239	153,348	2,574
1894-95 . . . . .	9,673	10,204	2,919	200	150,728	2,547
1895-96 . . . . .	9,829	10,581	3,396	219	159,755	2,728
1896-97 . . . . .	9,755	10,168	3,048	169	138,575	2,388
1897-98 . . . . .	9,200	9,810	3,083	162	132,031	2,269

##### *Cleared.*

1893-94 . . . . .	9,238	9,996	2,675	223	143,503	2,547
1894-95 . . . . .	9,697	10,243	2,788	200	144,289	2,544
1895-96 . . . . .	9,772	10,480	3,461	211	151,073	2,665
1896-97 . . . . .	9,812	10,248	3,119	173	129,085	2,318
1897-98 . . . . .	9,219	9,796	3,209	178	123,043	2,211

Steamer tonnage amounts to 80 per cent of the total tonnage engaged in the coasting trade.

SINLA,  
September 5th, 1898. }

J. A. ROBERTSON.

TABLES  
RELATING TO THE  
TRADE OF BRITISH INDIA  
WITH  
BRITISH POSSESSIONS  
AND FOREIGN COUNTRIES  
FOR THE  
FIVE YEARS  
1893-94 TO 1897-98.

3

## C O N T E N T S.

### TABLES RELATING TO THE TRADE OF BRITISH INDIA.

No. of Table.		Page
1	TOTAL TRADE: Imports and Exports: Value - - - - -	4
2	PRIVATE MERCHANDISE: Principal Countries: Imports - - - - -	5
3	" Exports (Indian Produce, &c.) - - - - -	6
4	" " (Foreign " ) - - - - -	7
5	Principal Articles Imports: Quantity - - - - -	8
6	" " Value - - - - -	9
7	" Exports (Indian Produce, &c.): Quantity - - - - -	22
8	" " " Value - - - - -	23
9	" " (Foreign " ): Quantity - - - - -	32
10	" " " Value - - - - -	33
11	Articles and Countries: Imports and Exports: Quantity and Value - - - - -	42
12	GOVERNMENT STORES: Imports - - - - -	83
13	Exports - - - - -	86
14	TREASURE: Imports from different Countries - - - - -	87
15	Exports to " - - - - -	89
16	CUSTOMS DUTY: Gross amount collected on different Articles - - - - -	91
17	PORTS: Distribution of Trade among: Imports - - - - -	92
18	" " Exports - - - - -	93
19	LAND TRADE: Value of Registered Imports and Exports, distinguishing Countries, &c. - - - - -	94
20	SHIPPING: Vessels entered and cleared, distinguishing Steamers <i>via</i> Suez Canal - - - - -	95
21	" " with Cargoes and in Ballast - - - - -	"
22	" entered, distinguishing Countries - - - - -	96
23	" cleared, " " - - - - -	97
24	" entered and cleared, distinguishing Nationalities - - - - -	98
25	" built at Indian Ports - - - - -	99
26	" first registered at Indian Ports - - - - -	"
27	COASTING TRADE: Value of the Total Trade - - - - -	100
28	Total Value of Private Merchandise and Treasure imported into and exported from Indian Ports in the several Presidencies and Provinces - - - - -	"
29	COASTING SHIPPING: Vessels entered and cleared with Cargoes and in Ballast - - - - -	101
30	TRADE OF ADEN - - - - -	"

INDIA OFFICE,  
23rd December 1898.

A. GODLEY,  
Under Secretary of State.



**T A B L E S**  
RELATING TO  
**THE TRADE OF BRITISH INDIA.**

NOTE.—*The Values throughout the following Tables represent Tens of Rupees.*

No. 1.  
VALUE of the TOTAL TRADE.

	1893-94.	1894-95.	1895-96.	1896-97.	1897-98.
<b>SEA-BORNE TRADE.</b>					
<b>Imports :</b>					
PRIVATE MERCHANDISE - - - - -	73,956,957	70,167,438	69,316,395	71,914,697	69,420,120
GOVERNMENT STORES - - - - -	3,064,475	3,361,555	3,620,358	4,189,251	4,240,340
TOTAL MERCHANDISE - - - - -	77,021,432	73,528,993	72,936,753	76,103,948	73,660,460
TREASURE - - - - -	18,461,256	9,581,207	13,367,986	13,084,563	20,530,617
TOTAL IMPORTS - - - - -	95,482,688	83,110,200	86,304,739	89,188,511	94,191,077
<b>Exports :</b>					
PRIVATE MERCHANDISE :					
INDIAN PRODUCE AND MANUFACTURES -	102,015,615	103,757,585	109,545,624	99,880,660	93,786,101
FOREIGN DITTO - - - - -	4,431,975	5,037,414	4,717,516	4,033,637	3,751,172
GOVERNMENT STORES - - - - -	55,779	98,779	71,598	69,799	95,508
TOTAL MERCHANDISE - - - - -	106,503,369	108,913,778	114,334,738	103,984,096	97,632,781
TREASURE - - - - -	4,100,192	8,226,072	4,259,811	4,937,496	7,148,647
TOTAL EXPORTS - - - - -	110,603,561	117,139,850	118,594,549	108,921,592	104,781,428
<b>Total Sea-borne Trade - - - - -</b>	<b>206,086,249</b>	<b>200,250,050</b>	<b>204,899,288</b>	<b>198,110,103</b>	<b>198,972,505</b>
<b>LAND TRADE.</b>					
<b>Imports :</b>					
MERCHANDISE - - - - -	4,037,368	4,359,517	4,577,271	4,794,525	5,022,522
TREASURE - - - - -	313,883	572,021	397,015	843,002	611,923
TOTAL IMPORTS - - - - -	4,351,251	4,931,538	4,974,286	5,637,527	5,634,455
<b>Exports :</b>					
MERCHANDISE - - - - -	3,431,656	3,759,498	3,769,097	4,309,806	4,078,911
TREASURE - - - - -	266,665	494,700	461,200	627,265	839,110
TOTAL EXPORTS - - - - -	3,698,321	4,254,198	4,230,297	4,937,071	4,918,021
<b>Total Land Trade - - - - -</b>	<b>8,049,572</b>	<b>9,185,736</b>	<b>9,204,583</b>	<b>10,574,598</b>	<b>10,552,476</b>
<b>Total Trade of India - - - - -</b>	<b>214,135,821</b>	<b>209,426,512</b>	<b>214,103,871</b>	<b>208,684,701</b>	<b>209,524,981</b>
NET EXPORTS OF MERCHANDISE - - - - -	28,876,225	34,784,766	40,589,811	27,395,429	23,028,700
NET IMPORTS OF TREASURE - - - - -	14,408,282	1,432,456	9,043,990	8,362,804	13,154,783
EXCESS OF EXPORTS - - - - -	14,467,943	33,352,310	31,545,821	19,032,625	9,873,917
INDIA COUNCIL BILLS PAID IN INDIA - - -	16,422,700	28,884,100	33,080,900	25,227,900	15,561,900
RUPEE PAPER ENFACED FOR PAYMENT OF INTEREST IN LONDON (NET AMOUNT) - - -	- 1,768,320	- 539,575	1,724,786	- 1,284,090	- 2,676,162
<b>Percentage of Sea-borne Trade via Suez Canal :</b>					
IMPORTS, MERCHANDISE - - - - -	82 26	84 02	83 75	85 50	83 92
„ TREASURE - - - - -	76 34	77 03	71 59	71 63	74 16
EXPORTS, MERCHANDISE - - - - -	63 10	60 22	61 72	60 17	58 89
„ TREASURE - - - - -	63 40	82 39	58 25	43 58	33 01
TOTAL SEA-BORNE TRADE - - - - -	71 45	70 67	70 13	70 24	66 64

## No. 2.

## VALUE OF IMPORTS OF MERCHANDISE (exclusive of Government Stores) from PRINCIPAL COUNTRIES into British India.

COUNTRIES.	1893-94.	1894-95.	1895-96.	1896-97.	1897-98.
UNITED KINGDOM - - - - -	52,001,013	51,105,757	47,161,484	50,417,501	46,608,323
<b>BRITISH POSSESSIONS :</b>					
Europe : Gibraltar - - - - -	11,864	13,560	12,796	11,638	10,284
Malta - - - - -	4,115	3,658	6,168	4,868	2,741
Asia : Aden - - - - -	183,336	166,221	125,999	136,825	153,179
Ceylon - - - - -	696,625	451,821	541,770	682,643	1,071,142
China, Hong Kong - - - - -	2,559,263	1,768,474	1,717,206	1,420,444	1,291,853
Straits Settlements - - - - -	2,524,623	2,103,158	2,075,220	1,842,122	2,409,828
Africa : Cape Colony - - - - -	2,799	1,398	1,336	7,931	2,153
Mauritius - - - - -	1,787,030	1,961,603	1,721,339	1,807,631	1,683,071
Natal - - - - -	2,752	3,068	6,245	1,786	6,090
America : Canada - - - - -	1,252	4,807	366	403	1,074
Australia (including Tasmania and New Zealand)	242,665	243,649	233,543	452,676	334,430
	8,016,324	6,721,417	6,441,988	6,368,967	6,965,845
<b>FOREIGN COUNTRIES :</b>					
Europe : Austria-Hungary - - - - -	1,371,383	1,194,115	1,324,871	1,487,788	2,140,793
Belgium - - - - -	2,053,275	1,866,365	2,729,646	2,403,703	2,284,839
Denmark - - - - -	812	883	1,088	758	427
France - - - - -	1,138,262	860,430	978,970	920,096	882,796
Germany - - - - -	1,714,003	1,731,453	2,351,776	2,307,821	2,434,519
Greece - - - - -	417	326	431	332	301
Holland - - - - -	207,502	168,982	226,900	240,105	289,088
Italy - - - - -	448,572	342,039	420,814	464,717	499,163
Norway - - - - -	63,595	68,505	114,382	72,952	65,273
Portugal - - - - -	5,618	4,802	5,546	4,259	3,732
Russia - - - - -	1,263,014	1,007,646	1,867,558	2,019,595	2,080,757
Spain - - - - -	81	0	95	529	3,736
Sweden - - - - -	58,388	39,146	60,435	95,151	132,815
Turkey in Europe - - - - -	3,021	703	1,454	1,539	2,568
Asia : Arabia - - - - -	355,998	530,663	564,480	494,690	499,471
China, Treaty Ports - - - - -	983,293	894,483	1,088,652	728,645	399,159
Cochin-China - - - - -	1,046	508	107	715	26,710
Japan - - - - -	252,096	288,898	417,193	547,356	534,519
Java - - - - -	130,721	221,260	181,070	140,480	208,149
Maldiv Islands - - - - -	10,378	22,339	18,455	8,763	9,943
Mekran and Sonmiani - - - - -	95,093	66,546	128,189	69,824	80,643
Persia - - - - -	734,205	794,677	872,798	685,983	691,913
Philippine Islands - - - - -	2,410	3,264	3,345	3,575	2,051
Siam - - - - -	48,845	115,578	157,775	96,099	104,469
Sumatra - - - - -	1,156	0	383	25,454	328,995
Turkey in Asia - - - - -	447,332	405,620	502,249	391,603	291,286
Africa : Abyssinia - - - - -	17,369	9,742	7,517	6,326	13,270
Egypt - - - - -	171,372	282,291	250,792	199,723	190,828
Madagascar - - - - -	7,209	5,028	2,796	2,990	4,434
Mozambique - - - - -	31,790	31,091	32,134	26,203	35,230
Réunion - - - - -	227	775	51	45	1,676
Zanzibar - - - - -	283,885	260,783	255,282	205,056	155,655
America : South America - - - - -	10,805	4,358	2,986	126	554
United States - - - - -	2,016,270	1,106,441	1,139,438	1,466,949	1,431,075
West Indies* - - - - -	20	0	12	64	90
Other Countries - - - - -	10,157	10,524	3,253	8,215	9,025
	13,939,620	12,340,264	15,712,923	15,129,229	15,845,932
<b>TOTAL IMPORTS - - -</b>	<b>73,956,957</b>	<b>70,167,438</b>	<b>69,316,395</b>	<b>71,914,697</b>	<b>69,420,120</b>

\* British and Foreign Possessions are not shown separately for the West Indies.

VALUE of EXPORTS of INDIAN PRODUCE and MANUFACTURES (exclusive of Government Stores)  
to PRINCIPAL COUNTRIES from British India.

COUNTRIES		1893-94.	1894-95.	1895-96.	1896-97.	1897-98.
UNITED KINGDOM - - - - -		33,542,602	32,795,328	35,000,899	31,646,304	29,196,201
BRITISH POSSESSIONS						
Europe	Gibraltar - - - - -	47,438	48,197	46,095	16,698	44,816
	Malta - - - - -	113,572	205,209	14,207	8,743	4,039
Asia :	Aden - - - - -	768,125	851,955	761,244	784,090	848,374
	Ceylon - - - - -	3,068,906	3,262,209	3,500,082	3,109,983	3,997,789
	China, Hong Kong - - - - -	6,414,824	7,978,962	8,097,764	8,251,671	7,558,316
	Straits Settlements - - - - -	4,529,319	5,238,985	5,845,931	5,007,998	4,293,598
Africa	Cape Colony - - - - -	235,974	223,755	346,541	338,924	291,983
	Mauritius - - - - -	1,189,741	1,243,143	1,092,737	1,125,926	1,124,202
	Natal - - - - -	161,216	201,750	237,384	389,394	260,907
	St. Helena - - - - -	10	23,423	25	58	775
America	Canada - - - - -	7,573	42,166	26,880	45,291	34,330
Australia (including Tasmania and New Zealand)		1,020,311	1,325,522	1,213,368	1,178,876	1,235,866
		17,557,009	20,645,366	21,182,258	20,257,652	19,694,995
FOREIGN COUNTRIES						
Europe	Austria-Hungary - - - - -	2,943,061	2,438,977	3,344,489	2,496,685	2,101,259
	Belgium - - - - -	5,709,688	3,786,303	3,941,490	3,052,888	3,027,958
	France - - - - -	10,672,569	8,660,680	8,664,871	6,355,496	5,627,200
	Germany - - - - -	7,634,088	7,718,877	8,054,374	7,535,579	7,181,595
	Greece - - - - -	17,437	10,621	11,247	13,927	7,935
	Holland - - - - -	1,479,636	1,431,033	769,048	597,885	298,934
	Italy - - - - -	3,542,122	2,980,601	3,122,050	3,027,963	2,674,166
	Portugal - - - - -	9,000	28,702	32,945	0	37,281
	Russia - - - - -	665,131	466,740	247,860	256,671	109,057
	Spain - - - - -	451,891	272,578	381,626	171,656	206,092
	Sweden - - - - -	25,701	33,863	16,643	19,682	11,326
	Turkey in Europe - - - - -	81,993	86,723	75,977	82,226	68,906
Asia	Arabia - - - - -	787,163	898,312	852,341	783,931	864,313
	China, Treaty Ports - - - - -	4,574,416	4,569,763	5,680,339	5,430,255	4,524,327
	Cochin-China - - - - -	315,611	175,524	203,884	329,201	76,366
	Japan - - - - -	1,404,378	1,663,701	2,789,436	4,075,886	4,157,981
	Java - - - - -	132,830	106,991	246,514	133,265	123,919
	Maldiv Islands - - - - -	16,690	20,589	13,070	17,621	12,073
	Mekran and Somiani - - - - -	34,071	38,136	43,182	48,905	56,291
	Persia - - - - -	603,647	727,548	612,987	417,117	541,956
	Philippine Islands - - - - -	21,737	30,821	34,573	30,685	23,048
	Siam - - - - -	51,538	24,628	35,268	34,113	40,077
	Sumatra - - - - -	259	386	912	3,275	3,215
	Turkey in Asia - - - - -	456,253	637,073	514,141	515,622	464,317
Africa	Abyssinia - - - - -	181,234	192,181	206,342	171,758	82,797
	Egypt - - - - -	3,674,053	4,627,748	5,175,741	4,853,561	3,947,339
	Madagascar - - - - -	1,273	16,706	35,870	28,003	19,057
	Mozambique - - - - -	113,325	123,609	161,875	176,395	109,186
	Réunion - - - - -	234,841	229,271	192,254	225,197	106,345
	Zanzibar - - - - -	358,172	530,726	509,060	540,198	531,880
America :	South America - - - - -	1,180,802	1,621,060	1,182,021	1,436,142	1,712,047
	United States - - - - -	3,354,759	5,838,596	5,907,555	4,813,706	5,874,709
	West Indies* - - - - -	146,531	266,826	213,259	153,454	102,561
Other Countries - - - - -		40,104	60,998	89,223	147,756	169,392
		50,916,004	50,316,891	53,362,467	47,976,704	44,894,905
TOTAL EXPORTS - - - - -		102,015,615	103,757,585	109,545,624	99,880,660	93,786,101

\* See note on page 5.

## No. 4.

VALUE of EXPORTS of FOREIGN (including BRITISH and COLONIAL) MERCHANDISE (exclusive of GOVERNMENT STORES) to PRINCIPAL COUNTRIES from British India.

COUNTRIES.	1893-94.	1894-95.	1895-96.	1896-97.	1897-98.
UNITED KINGDOM . . . . .	1,100,500	1,038,689	1,141,803	970,861	1,013,958
BRITISH POSSESSIONS :					
Europe : Gibraltar . . . . .	11,713	16,792	16,071	11,101	22
Malta . . . . .	6,272	9,456	6,373	2,994	0
Asia : Aden . . . . .	184,300	203,750	190,132	156,558	148,585
Ceylon . . . . .	151,133	187,862	172,376	134,776	100,749
China, Hong Kong . . . . .	113,888	134,833	152,594	127,106	136,998
Straits Settlements . . . . .	312,820	389,899	363,877	321,792	269,371
Africa : Cape Colony . . . . .	3,325	2,455	1,865	4,348	969
Mauritius . . . . .	140,920	158,703	142,049	102,116	73,385
Natal . . . . .	13,146	19,080	36,530	48,858	41,116
America : Canada . . . . .	0	2	0	0	0
Australia (including Tasmania and New Zealand).	4,277	5,053	5,330	10,748	1,174
	941,794	1,127,885	1,087,197	920,397	772,369
FOREIGN COUNTRIES :					
Europe : Austria-Hungary . . . . .	6,387	4,388	6,017	6,779	4,590
Belgium . . . . .	17,284	9,240	11,741	6,696	11,280
France . . . . .	21,742	21,025	13,572	12,636	15,578
Germany . . . . .	14,419	4,785	6,389	11,252	6,846
Greece . . . . .	466	80	113	53	20
Holland . . . . .	174	205	1	819	23
Italy . . . . .	32,298	15,702	18,350	41,897	24,578
Russia . . . . .	196	13,446	154,056	169,557	100,650
Spain . . . . .	896	0	0	70	0
Sweden . . . . .	43	0	0	0	50
Turkey in Europe . . . . .	1,919	3,121	1,466	691	733
Asia .					
Arabia . . . . .	302,013	326,041	413,170	307,087	310,448
China, Treaty Ports . . . . .	26,194	11,889	18,593	9,551	7,350
Cochin-China . . . . .	0	42	75	70	32
Japan . . . . .	6,792	17,779	29,947	18,328	15,477
Java . . . . .	6,426	5,229	6,433	5,252	3,426
Maldivo Islands . . . . .	809	2,197	829	1,264	647
Mekran and Sonmiani . . . . .	18,748	25,338	24,369	14,790	21,941
Persia . . . . .	1,233,473	1,652,528	1,101,451	918,893	862,155
Philippine Islands . . . . .	40	3	106	0	65
Siam . . . . .	9,866	2,393	2,875	2,876	2,991
Sumatra . . . . .	2,030	380	0	1	100
Turkey in Asia . . . . .	245,558	346,937	232,798	193,108	137,328
Africa :					
Abyssinia . . . . .	21,580	22,187	28,146	25,990	757
Egypt . . . . .	48,574	41,292	31,316	23,286	22,691
Madagascar . . . . .	2,804	25,596	41,839	25,408	15,429
Mozambique . . . . .	109,033	113,984	113,885	106,071	120,467
Réunion . . . . .	2	3,305	2,252	10,926	59
Zanzibar . . . . .	248,580	205,313	209,044	209,257	250,029
America :					
South America . . . . .	1,189	1,046	374	831	2,935
United States . . . . .	5,061	3,801	6,342	4,792	1,386
West Indies* . . . . .	165	228	178	372	475
Other Countries . . . . .	4,920	11,340	12,789	13,776	24,309
	2,389,681	2,890,840	2,488,516	2,142,379	1,964,845
TOTAL EXPORTS . . . . .	4,431,975	5,057,414	4,717,516	4,033,637	3,751,172

\* See note on page 5.

## No. 5.

## QUANTITY\* of IMPORTS of PRINCIPAL ARTICLES into British India

ARTICLES.	1893-94.	1894-95.	1895-96.	1896-97.	1897-98.
<b>I—ANIMALS, LIVING :</b>					
Horses - - - - - No	8,128	7,583	8,679	7,191	4,982
Other sorts - - - - - "	1,720	1,808	2,430	2,101	2,563
Total Number of Animals, Living - "	9,848	9,391	11,109	9,292	7,545
<b>II—ARTICLES OF FOOD AND DRINK :</b>					
Coffee - - - - - Cwt.	11,688	19,919	9,688	8,300	11,185
Fruits and Vegetables :					
Fruits :					
Cocoanuts - - - - - No.	10,860,180	10,834,704	14,237,738	13,200,252	18,384,408
"    Kernel or Copra - - - Cwt.	18,552	10,199	15,670	32,979	42,577
Other sorts - - - - - "	—	—	—	—	—
Vegetables, fresh - - - - - "	—	—	—	—	—
Grain and Pulse :					
Gram - - - - - Cwt	3,265	354	1,994	921	2,409
Pulse - - - - - "	20,286	17,789	34,426	80,494	90,930
Rice in the husk - - - - - "	53,616	26,866	3,530	47	24,231
"    not in the husk - - - - - "	72,239	95,327	14,489	27,803	678,387
Wheat - - - - - "	52,576	232,468	144,974	601,356	46,325
Wheat flour - - - - - "	12,467	11,158	11,450	12,135	29,596
Other sorts - - - - - "	127,291	99,561	95,470	357,846	201,547
	341,740	483,523	306,333	1,080,602	1,072,415
Hops - - - - - Cwt	4,271	5,208	5,096	6,233	3,027
Liquors :					
Ale, Beer, Porter, Cider, &c. - Gals	2,790,311	2,517,294	3,052,417	3,025,833	2,838,572
Spirits :					
Brandy - - - - - "	281,482	240,010	273,185	261,112	279,400
Gin - - - - - "	58,637	61,393	64,354	69,807	68,084
Rum - - - - - "	29,118	40,346	41,447	41,823	45,649
Whisky - - - - - "	450,584	466,454	511,094	509,571	511,986
Other sorts - - - - - "	247,552	284,912	296,616	297,596	300,406
	1,067,373	1,093,115	1,186,696	1,179,909	1,205,525
Wines :					
Champagne - - - - - "	39,859	34,332	40,726	36,160	29,950
Claret - - - - - "	91,387	84,299	101,480	82,740	75,364
Port - - - - - "	88,460	85,363	88,982	82,145	84,540
Sherry - - - - - "	38,745	36,951	36,337	27,832	25,524
Other sorts - - - - - "	120,300	118,907	134,390	126,377	110,719
	378,751	359,852	401,915	355,254	326,101
Liqueurs - - - - - "	12,739	10,355	14,083	13,651	11,966
Total Liquors - - - - - "	4,249,174	3,980,616	4,655,111	4,574,647	4,382,164
Provisions :					
Bacon and Hams - - - - - Lbs	954,854	969,927	949,013	1,022,365	983,730
Biche de mer - - - - - "	17,008	16,170	23,158	25,556	17,271
Butter - - - - - "	289,348	301,997	211,516	186,539	209,785
Cheese - - - - - "	826,943	906,968	863,371	881,267	911,231
Fishmaws and Sharkfins - - - - - "	1,297,589	1,290,519	1,643,728	1,547,473	1,567,784
Fruits and Vegetables—dried, salted, or preserved :					
Dates - - - - - Cwt	823,171	752,984	817,535	547,295	658,206
Other sorts - - - - - "	130,989	108,910	105,211	94,003	119,034
Ghi - - - - - Lbs	604,162	233,956	2,539,936	1,186,422	393,986
Fish, dry, salted - - - - - "	18,500,123	17,686,521	16,984,773	12,054,401	17,127,490
"    dry, unsalted - - - - - "	4,984,990	1,699,483	3,012,300	2,466,474	2,176,960
"    wet, salted ( <i>ngapu</i> ) - - - - - "	4,516,387	4,903,271	9,971,563	14,542,597	17,162,815
Other sorts - - - - - Cwt	197,513	182,190	218,199	226,141	276,975

\* The mark—denotes that the quantities are not stated, owing to the variety of articles included under one head, or for other reasons; while the mark 0 signifies that there was no import or export at all, as the case may be, of the article in question.

## VALUE of IMPORTS of PRINCIPAL ARTICLES into British India.

ARTICLES.	1893-94.	1894-95.	1895-96.	1896-97.	1897-98.
<b>I.—ANIMALS, LIVING :</b>					
Horses - - - - -	298,392	261,116	301,628	361,747	218,275
Other sorts - - - - -	6,662	7,928	6,957	5,711	9,356
Total Value of Animals, Living - - -	305,054	269,044	308,585	367,458	227,631
<b>II.—ARTICLES OF FOOD AND DRINK :</b>					
Coffee - - - - -	74,326	120,691	60,229	49,695	52,844
<b>Fruits and Vegetables :</b>					
<b>Fruits :</b>					
Cocoanuts - - - - -	50,539	48,078	60,790	62,000	85,398
"    Kernel or Copra - - - - -	18,837	10,162	16,908	36,188	46,467
Other sorts - - - - -	18,296	10,444	14,241	8,360	7,756
Vegetables, fresh - - - - -	8,108	7,310	11,855	12,289	8,860
	95,790	75,994	103,794	118,837	148,481
<b>Grain and Pulse :</b>					
Gram - - - - -	1,507	196	1,080	562	1,448
Pulse - - - - -	8,084	6,100	12,527	39,157	44,524
Rice in the husk - - - - -	15,327	8,079	1,104	15	13,160
"    not in the husk - - - - -	40,255	47,224	7,555	16,228	413,390
Wheat - - - - -	22,763	94,785	57,469	344,336	25,180
Wheat Flour - - - - -	13,340	11,905	11,948	12,321	25,368
Other sorts - - - - -	43,696	32,958	34,276	142,837	87,722
	144,972	201,247	125,959	555,456	610,792
Hops - - - - -	53,883	46,924	38,699	38,872	23,487
<b>Liquors :</b>					
Ale, Beer, Porter, Cider, &c. - - -	428,987	398,414	479,765	474,776	462,431
<b>Spirits :</b>					
Brandy - - - - -	200,343	184,751	222,134	213,109	227,907
Gin - - - - -	21,342	24,514	26,986	29,554	29,223
Rum - - - - -	7,118	8,572	9,248	9,477	9,871
Whisky - - - - -	298,220	330,082	368,447	373,735	366,534
Other sorts - - - - -	159,677	162,955	175,288	181,119	171,828
	686,700	710,874	802,103	806,994	805,363
<b>Wines :</b>					
Champagne - - - - -	104,814	100,255	128,091	110,941	86,600
Claret - - - - -	46,661	45,864	54,654	47,797	41,469
Port - - - - -	68,949	75,507	84,866	73,447	77,150
Sherry - - - - -	30,866	30,392	29,942	21,985	20,001
Other sorts - - - - -	72,173	79,940	94,307	88,905	79,618
	323,463	331,958	391,860	343,075	304,838
Liqueurs - - - - -	19,054	16,934	22,100	20,099	15,863
Total Liquors - - - - -	1,458,204	1,458,180	1,695,828	1,644,944	1,588,495
<b>Provisions :</b>					
Bacon and Hams - - - - -	70,260	75,317	74,387	77,207	72,723
Biche de mer - - - - -	476	520	904	1,137	764
Butter - - - - -	31,531	35,243	24,344	20,144	22,365
Cheese - - - - -	52,388	66,461	61,745	63,117	63,338
Fishmaws and Sharkfins - - - - -	40,320	38,613	54,337	55,276	63,722
<b>Fruits and Vegetables—dried, salted, or preserved :</b>					
Dates - - - - -	409,986	348,961	406,208	268,336	336,264
Other sorts - - - - -	205,491	153,359	148,940	130,947	175,234
Ghi - - - - -	23,600	7,694	91,847	42,843	14,209
Fish, dry, salted - - - - -	190,374	155,474	138,847	117,109	169,562
"    dry, unsalted - - - - -	47,233	5,900	19,242	18,281	16,177
"    wet, salted (ngaps) - - - - -	20,405	20,731	35,509	54,709	62,084
Other sorts - - - - -	677,464	655,765	728,987	688,389	709,279
	1,769,528	1,564,038	1,785,297	1,537,495	1,705,721

## QUANTITY OF IMPORTS OF PRINCIPAL ARTICLES INTO BRITISH INDIA—continued

ARTICLES	1893-94.	1894-95.	1895-96.	1896-97.	1897-98.
<b>II.—ARTICLES OF FOOD AND DRINK—continued.</b>					
Salt - - - - - Tons	412,876	508,375	407,271	328,304	486,716
<b>Spices</b>					
Betelnuts - - - - - Lbs	52,437,582	66,179,948	58,178,218	69,414,100	80,877,916
Cardamoms - - - - - "	173,635	59,942	146,595	157,521	314,729
Cassia - - - - - "	32,222	356	0	0	12,227
Chillies - - - - - "	93,810	296,099	22,026	27,527	97,344
Cinnamon - - - - - "	20,930	3,386	9,814	2,289	5,308
Cloves - - - - - "	7,954,937	6,910,619	9,078,302	5,013,371	3,629,705
Ginger - - - - - "	250,057	55,271	193,976	513,308	2,295,753
Nutmegs - - - - - "	504,847	474,631	454,528	508,281	453,322
Pepper - - - - - "	11,262,011	6,338,169	5,331,569	3,111,119	4,878,631
Other sorts - - - - - "	294,462	451,309	286,190	155,975	676,519
	73,024,493	80,769,730	73,701,218	78,903,491	93,241,454
<b>Sugar</b>					
Refined or crystallised, including sugar-candy - - - - - Cwt	2,031,254	2,296,193	2,524,974	2,682,463	4,235,394
Unrefined, viz, molasses and jag- gery or gur, and other saccharine produce - - - - - "	96,651	194,418	205,989	178,937	373,236
	2,127,905	2,490,611	2,730,963	2,861,400	4,608,630
Tea - - - - - Lbs.	7,687,757	6,326,122	7,497,703	7,874,832	3,515,013
Other articles - - - - - Cwt	281	484	723	432	161
<b>III.—METALS AND MANUFACTURES OF :</b>					
<b>Metals.</b>					
<b>Brass :</b>					
Unwrought - - - - - Cwt	73	11	25	0	1
Wrought - - - - - "	12,014	8,753	10,693	9,827	13,197
	12,087	8,764	10,718	9,827	13,198
<b>Copper :</b>					
Ore - - - - - Cwt	0	0	35	0	0
Old, for re-manufacture - - - "	1,578	1,399	793	850	840
<b>Unwrought</b>					
Tiles, ingots, cakes, and bricks - - - - - "	60,714	9,325	18,855	42,120	53,568
Other sorts - - - - - "	113,657	46,453	46,858	23,085	7,915
<b>Wrought</b>					
Lametta - - - - - "	3,440	2,846	3,241	2,368	2,907
Mixed or Yellow Metal, for sheathing - - - - - "	226,804	179,261	226,716	109,554	160,223
Sheets and other manufactures - - - - - "	184,916	114,823	175,326	62,918	97,056
	591,109	354,107	471,824	240,895	322,509
<b>Iron</b>					
Ore - - - - - Cwt.	5	0	0	25	1,029
Old for re-manufacture - - - "	25,745	49,568	62,073	13,029	30,085
Cast (pig) - - - - - "	147,724	158,739	201,057	260,958	217,415
<b>Wrought :</b>					
Anchors, Cables, and Kentledge - - - - - "	19,240	16,205	19,225	27,437	22,420
Bar - - - - - "	1,047,941	543,915	593,426	538,627	538,603
Angle, Bolt, and Rod - - - "	406,601	525,504	757,795	781,613	738,105
Sheets and Plates - - - - - "	461,041	357,990	407,131	360,359	379,316
" Tinned - - - - - "	*	78,967	154,756	125,203	224,129
" Galvanised - - - - - "	489,415	539,943	726,430	815,294	764,975
Hoop - - - - - "	90,612	79,174	92,394	89,923	84,226
Nails, Screws, and Rivets - - "	144,733	143,599	211,355	179,725	207,577
Wire - - - - - "	24,516	9,745	16,522	26,326	22,197
Beams, Pillars, Girders, and Bridge-work - - - - - "	256,679	271,168	244,774	153,516	101,407
Pipes and Tubes - - - - - "	443,239	380,975	383,771	353,823	393,330
Rice-bowls - - - - - "	61,054	48,346	67,433	70,490	77,368
Other manufactures of wrought or cast iron, or of non mixed with steel - - - - - "	91,072	46,565	62,104	96,495	143,182
	3,709,617	3,250,403	4,000,246	3,892,843	3,945,364

\* included with sheets and plates.

## No. 6—continued.

## VALUE OF IMPORTS of PRINCIPAL ARTICLES into British India—continued.

ARTICLES.	1893-94.	1894-95.	1895-96.	1896-97.	1897-98.
<b>II.—ARTICLES OF FOOD AND DRINK—continued</b>					
Salt - - - - -	791,067	842,193	653,226	628,544	868,718
Spices :					
Betelnuts - - - - -	431,771	510,744	363,814	401,272	491,718
Cardamoms - - - - -	21,688	9,648	21,287	25,652	52,654
Cassia - - - - -	597	6	0	0	256
Chillies - - - - -	1,783	2,317	186	250	1,314
Cinnamon - - - - -	420	52	172	33	101
Cloves - - - - -	151,879	112,412	145,226	80,157	55,222
Ginger - - - - -	5,829	905	2,782	6,325	23,326
Nutmegs - - - - -	38,931	28,846	27,904	31,380	26,166
Pepper - - - - -	202,945	90,761	79,331	45,066	73,423
Other sorts - - - - -	17,812	21,416	18,627	14,539	20,593
	873,655	777,107	659,329	604,674	744,773
Sugar :					
Refined or crystallised, including sugar-candy - - - - -	2,798,063	2,835,960	3,064,935	3,111,918	4,708,793
Unrefined, viz., molasses and jaggery or gur, and other saccharine produce - - - - -	26,127	39,337	41,878	39,911	75,686
	2,824,190	2,875,297	3,106,813	3,151,829	4,784,479
Tea - - - - -	572,006	424,667	493,483	518,420	212,986
Other Articles - - - - -	141	242	213	123	40
Total Value of Articles of Food and Drink - - - - -	8,657,752	8,386,580	8,722,870	8,848,889	10,740,816
<b>III.—METALS AND MANUFACTURES OF :</b>					
Metals :					
Brass :					
Unwrought - - - - -	309	45	73	0	2
Wrought - - - - -	65,969	47,650	60,000	57,870	75,015
	66,278	47,695	60,073	57,870	75,017
Copper :					
Ore - - - - -	0	0	115	0	0
Old, for re-manufacture - - - - -	4,780	4,666	2,681	2,892	2,868
Unwrought :					
Tiles, ingots, cakes, and bricks - - - - -	233,793	36,595	80,832	181,641	233,140
Other sorts - - - - -	411,758	172,360	197,634	95,206	30,762
Wrought :					
Lametta - - - - -	70,289	59,934	62,953	43,191	44,923
Mixed or Yellow Metal, for sheathing - - - - -	845,385	693,805	900,040	445,358	635,117
Sheets and other manufactures - - - - -	816,505	544,456	843,680	307,126	474,920
	2,382,510	1,511,816	2,089,935	1,075,414	1,421,730
Iron :					
Ore - - - - -	3	0	0	33	294
Old, for re-manufacture - - - - -	3,986	8,682	11,652	3,150	7,318
Cast (pig) - - - - -	37,311	43,598	56,996	76,061	62,142
Wrought :					
Anchors, Cables, and Kentledge - - - - -	23,689	18,187	23,972	34,901	26,501
Bar - - - - -	543,361	286,543	312,929	295,358	308,839
Angle, Bolt, and Rod - - - - -	217,759	281,559	415,716	422,862	411,587
Sheets and Plates - - - - -	302,667	217,713	247,224	217,206	230,069
" Tinned - - - - -	*	84,448	157,646	118,151	215,405
" Galvanised - - - - -	495,809	534,088	724,288	818,552	704,071
Hoop - - - - -	57,395	54,570	58,832	57,770	55,024
Nails, Screws, and Rivets - - - - -	157,687	164,820	229,613	189,186	214,867
Wire - - - - -	23,337	11,402	18,336	29,123	22,799
Beams, Pillars, Girders, and Bridge-work - - - - -	184,379	217,925	174,571	97,172	85,328
Pipes and Tubes - - - - -	223,511	222,142	235,067	231,300	281,540
Rice-bowls - - - - -	54,027	44,499	64,119	65,571	70,125
Other manufactures of wrought or cast iron, or of iron mixed with steel - - - - -	96,047	55,013	80,885	116,465	183,784
	2,420,968	2,245,189	2,811,846	2,772,861	2,879,693

\* Included with sheets and plates.



## No. 5—continued.

## QUANTITY of IMPORTS of PRINCIPAL ARTICLES into British India—continued.

ARTICLES.	1893-94.	1894-95.	1895-96.	1896-97.	1897 98.
<b>III.—METALS AND MANUFACTURES OF—continued.</b>					
Metals—continued.					
Lead					
Ore - - - - - Cwt.	4,236	3,475	2,698	6,083	3,159
Pig - - - - - "	20,192	14,016	20,684	13,962	10,773
Wrought					
\ Sheets for tea chests - - - - - "	76,599	78,905	80,400	83,236	79,714
\ Sheets, Pipes, and Tubes - - - - - "	8,116	6,741	8,236	8,397	9,234
Other sorts - - - - - "	12,824	9,413	9,668	11,756	11,401
"	121,967	112,550	121,686	123,434	114,283
Quicksilver - - - - - Lbs.	316,419	120,629	354,307	260,141	316,208
Steel					
Cast - - - - - Cwt	16,191	8,178	8,516	15,330	25,248
Bars - - - - - "	502,798	337,120	598,943	582,745	801,937
Beams, Pillars, Girders, and Bridge-work - - - - - "	*	*	*	*	287,482
Hoop - - - - - "	194,674	165,048	223,536	221,743	235,977
Plates and sheets - - - - - "	204,281	149,867	321,511	287,838	278,652
Other sorts - - - - - "	121,875	245,120	549,747	445,525	219,408
"	1,039,819	905,333	1,702,253	1,553,181	1,848,704
Tin					
Unwrought (block) - - - - - "	45,565	46,294	50,150	36,300	38,483
Wrought (including plates or sheets, not tinned iron) - - - - - "	341	2,131	179	97	145
"	45,906	48,425	50,329	36,397	38,628
Zinc or Spelter					
Unwrought - - - - - "	116,601	69,439	73,378	26,990	38,955
Wrought or manufactured - - - - - "	14,628	14,844	15,873	17,828	23,399
Other sorts - - - - - "	302	453	610	12	354
"	131,531	84,736	89,861	44,830	62,708
Unenumerated - - - - - "	6,287	4,592	9,488	10,207	17,657
Total Metals - - - - - "	5,661,148	4,769,987	6,459,568	5,913,837	6,365,874
Hardware and Cutlery (including plated ware)					
Cutlery - - - - - "	—	—	—	—	—
Hardware					
Agricultural Implements - - - - - "	—	—	—	—	—
Other implements and tools - - - - - "	—	—	—	—	—
Sewing machines - - - - - No	10,938	8,263	12,374	10,450	8,675
Other sorts - - - - - "	—	—	—	—	—
Machinery and Millwork					
Steam-engines and parts					
Locomotives (excluding those for Railways)	—	—	—	—	—
Other sorts - - - - - "	—	—	—	—	—
Agricultural (not being steam)	—	—	—	—	—
Other sorts - - - - - "	—	—	—	—	—
Railway Plant and Rolling-stock					
Locomotive Engines and Tenders, and parts thereof	—	—	—	—	—
Carriages and Trucks, and parts thereof	—	—	—	—	—
Materials for Construction:					
Rails and fish plates of steel and iron Cwt	858,171	816,098	751,628	2,069,322	1,845,179
Sleepers and keys - - - - - "	558,602	441,004	300,368	1,771,161	863,546
Other sorts - - - - - "	225,675	329,360	504,006	930,140	1,277,367
<b>IV.—CHEMICALS, DRUGS, MEDICINES AND NARCOTICS, AND DYEING AND TANNING MATERIALS.</b>					
Chemicals					
Alum - - - - - Cwt.	59,843	71,512	79,720	53,893	103,307
Arsenic - - - - - "	1,552	1,515	2,492	1,729	1,918
Bicarbonate of soda - - - - - "	52,414	37,506	42,159	30,873	48,581
Chemicals for paper-making					
Coppetas - - - - - Cwt.	23,487	17,231	25,722	21,694	20,008
Sal Ammoniac - - - - - "	3,665	7,608	5,316	4,246	4,512
Sulphur (Brumstone) - - - - - "	20,464	24,800	34,930	20,086	28,420
Sulphuric Acid - - - - - "	27,377	23,990	38,892	40,410	35,405
Other sorts - - - - - "	—	—	—	—	—

\* Not separately enumerated.

## No. 6—continued.

## VALUE OF IMPORTS OF PRINCIPAL ARTICLES into British India—continued.

ARTICLES.	1893-94.	1894-95.	1895-96.	1896-97.	1897-98.
<b>III.—METALS AND MANUFACTURES OF—continued.</b>					
<b>METALS—continued.</b>					
Lead :					
Ore - - - - -	4,948	4,157	3,485	7,124	3,942
Pig - - - - -	18,310	13,544	21,760	14,746	11,321
Wrought :					
Sheets for tea chests - - - - -	115,558	122,422	122,646	118,524	110,783
Sheets, Pipes, and Tubes - - - - -	8,872	7,785	10,848	10,245	11,709
Other sorts - - - - -	18,640	14,024	15,377	18,719	18,126
	166,328	161,932	174,116	169,358	155,881
Quicksilver - - - - -	44,354	18,759	60,815	41,197	47,620
Steel :					
Cast - - - - -	23,989	15,479	14,001	21,437	34,742
Bars - - - - -	270,301	188,946	327,846	315,605	435,374
Beams, Pillars, Girders, and Bridgework - - - - -	*	*	*	*	155,144
Hoop - - - - -	127,465	115,298	152,919	154,254	164,219
Plates and sheets - - - - -	118,721	98,748	208,290	184,169	178,970
Other sorts - - - - -	82,300	167,332	333,699	287,351	169,386
	622,776	585,793	1,036,755	962,816	1,137,835
Tin :					
Unwrought (block) - - - - -	326,844	317,684	327,830	219,654	219,831
Wrought (including plates or sheets, not tinned iron) - - - - -	728	3,016	1,581	883	1,800
	327,572	320,700	329,411	220,537	221,631
Zinc or Spelter :					
Unwrought - - - - -	163,627	93,516	93,901	36,341	54,431
Wrought or manufactured - - - - -	28,399	28,747	30,168	33,876	42,818
Other sorts - - - - -	849	809	1,031	15	476
	192,875	123,072	125,100	70,232	97,725
Unenumerated - - - - -	54,931	46,807	85,421	92,488	152,779
<b>Total Metals - - - - -</b>	<b>6,278,592</b>	<b>5,061,763</b>	<b>6,773,472</b>	<b>5,462,773</b>	<b>6,189,911</b>
Hardware and Cutlery (including plated ware) :					
Cutlery - - - - -	*	*	*	46,842†	98,970
Hardware :					
Agricultural Implements - - - - -	78,782	48,658	60,941	78,179	88,838
Other implements and tools - - - - -	*	*	*	46,793†	130,784
Sewing Machines - - - - -	40,450	39,951	58,233	46,628	32,671
Other sorts - - - - -	1,261,241	1,243,946	1,364,301	1,339,300	1,126,548
<b>Total - - - - -</b>	<b>1,380,473</b>	<b>1,332,555</b>	<b>1,483,475</b>	<b>1,557,742</b>	<b>1,477,811</b>
Machinery and Millwork :					
Steam engines and parts :					
Locomotives (excluding those for Railways) - - - - -	0	14,296	12,737	12,874	12,202
Other sorts - - - - -	1,235,931	1,357,579	1,533,774	1,719,721	1,371,085
Agricultural (not being steam) - - - - -	112,218	164,808	192,791	114,513	85,506
Other sorts - - - - -	1,169,889	905,750	1,498,099	1,663,082	1,392,315
	2,518,038	2,442,433	3,237,401	3,510,190	2,861,108
Railway Plant and Rolling-stock :					
Locomotive Engines and Tenders, and parts thereof - - - - -	323,942	171,335	446,913	168,395	206,642
Carriages and Trucks, and parts thereof - - - - -	223,459	477,546	332,372	224,475	628,412
Materials for Construction :					
Rails and fish-plates of steel and iron - - - - -	344,665	403,518	286,381	897,576	874,699
Sleepers and keys - - - - -	185,239	287,286	104,014	658,507	293,355
Other sorts - - - - -	165,671	217,284	350,904	712,764	873,343
	1,242,976	1,536,969	1,520,584	2,661,717	2,876,451
<b>Total Value of Metals and Manufactures of - - - - -</b>	<b>11,420,079</b>	<b>10,393,720</b>	<b>13,014,932</b>	<b>13,192,422</b>	<b>13,405,281</b>
<b>IV.—CHEMICALS, DRUGS, MEDICINES AND NARCOTICS, AND DYEING AND TANNING MATERIALS :</b>					
Chemicals :					
Alum - - - - -	27,898	36,742	39,820	24,949	46,392
Arsenic - - - - -	3,049	2,792	5,082	3,148	3,808
Bicarbonate of soda - - - - -	35,829	27,343	29,396	20,287	32,447
Chemicals for paper-making - - - - -	88,993	88,497	92,538	69,908	74,229
Coppers - - - - -	7,593	6,872	10,702	6,436	9,289
Sal Ammoniac - - - - -	10,580	26,334	18,908	14,331	13,555
Sulphur (Brimstone) - - - - -	10,843	12,618	19,700	11,312	15,829
Sulphuric Acid - - - - -	31,814	30,703	48,787	49,417	40,822
Other sorts - - - - -	140,553	180,425	190,613	186,891	219,681
	357,152	412,326	455,546	386,679	456,052

\* Not separately enumerated.

† From November 1896 only.

## QUANTITY OF IMPORTS OF PRINCIPAL ARTICLES INTO BRITISH INDIA—continued.

ARTICLES	1893-94.	1894-95.	1895-96.	1896-97.	1897-98.
<b>IV.—CHEMICALS, DRUGS, MEDICINES AND NARCOTICS, AND DYEING AND TANNING MATERIALS</b>					
—continued.					
Drugs, Medicines, and Narcotics:					
Aloes - - - - - Cwt.	863	515	476	162	867
Asafœtida - - - - - "	8,245	9,534	8,469	5,949	10,558
Camphor - - - - - Lbs.	1,609,474	1,322,686	830,621	1,154,172	1,395,938
Cassia Lignea - - - - - Cwt.	17,875	29,067	21,831	16,754	21,661
Galangal - - - - - "	6,254	4,464	3,838	4,498	6,447
Quinine - - - - - Lbs.	28,996	31,714	49,524	46,122	49,981
Other sorts - - - - - "	—	—	—	—	—
Opium - - - - - Lbs.	2,629	350	329	281	375
Tobacco:					
Unmanufactured - - - - - "	487,163	695,375	807,747	427,111	658,026
Manufactured:					
Cigars - - - - - "	95,083	121,358	269,890	241,108	148,280
Other sorts - - - - - "	1,692,903	1,175,152	1,494,601	1,507,717	1,829,866
	2,275,149	1,991,885	2,572,328	2,175,936	2,636,172
Dyeing and Tanning Materials.					
Coal-tar Dyes.					
Alizarine - - - - - Lbs. }	6,288,265	{ 4,187,952	5,072,101	4,915,003	4,929,516
Aniline - - - - - " }					
Cochineal - - - - - Cwt.	2,180	1,885	2,260	1,703	1,648
Gambier - - - - - "	18,660	20,198	21,191	19,946	27,245
Indigo - - - - - "	2,132	2,210	1,213	616	32
Madder or Manjit - - - - - "	3,607	581	2,339	547	1,605
Myrabolams - - - - - "	1,938	4,698	466	334	784
Saffron - - - - - "	317	225	305	206	284
Other sorts - - - - - "	13,983	8,127	8,013	9,149	11,477
<b>V.—OILS.</b>					
Oils:					
Animal:					
Animal - - - - - Gals	159,154	152,016	213,360	181,460	320,317
Essential - - - - - "	7,867	3,913	6,761	6,802	6,281
Mineral:					
Kerosene - - - - - "	83,611,938	50,364,624	63,312,422	61,471,307	82,795,496
Other sorts - - - - - { and Cwt	2,996,630	3,076,801	3,335,499	3,949,841	4,529,530
	54	0	54	162	378
Vegetable, not Essential:					
Cocoa-nut - - - - - Gals	1,589,325	236,621	588,597	1,884,052	2,784,936
Earth-nut - - - - - "	5,445	14,351	14,653	2,296	1,842
Lunseed - - - - - "	217,488	196,004	217,878	234,352	263,571
Other sorts - - - - - "	12,772	31,553	41,390	33,528	33,517
Total Quantity of Oils - { Gals. and Cwt.	88,600,819	54,075,883	67,730,560	70,763,638	90,735,490
	54	0	54	162	378
<b>VI—RAW MATERIALS AND UNMANUFACTURED ARTICLES.</b>					
Bristle and fibre for brushes and brooms - Cwt.	*	*	110	650	179
Canes and Rattans - - - - - "	31,736	22,097	28,222	30,235	31,388
Coal:					
Coal - - - - - Tons	344,006	808,983	746,850	481,036	247,613
Coke - - - - - "	11,257	12,426	14,396	13,374	14,790
Patent fuel - - - - - "	17	2,175	750	550	0
Cotton:					
Asiatic - - - - - Cwt.	57,624	19,747	51,474	20,778	16,376
Other than Asiatic - - - - - "	36,868	58,230	65,920	36,239	29,837
Feathers - - - - - Lbs.	1,045	1,701	672	1,258	490
Fodder, bran, and cattle-food of all kinds - Cwt.	*	*	17,422	33,160	25,566
Gums and Resins:					
Arabic - - - - - Cwt.	7,792	6,101	5,627	2,879	3,359
Benjamin - - - - - "	11,573	12,874	13,464	12,011	10,600
Olbanum or Frankincense - - - - - "	34,062	25,963	30,426	21,719	21,842
Rosin - - - - - "	54,307	43,946	51,221	47,880	46,596
Other sorts - - - - - "	18,341	18,901	20,509	15,185	19,642
Hemp - - - - - "	12,166	12,555	14,160	17,466	16,445
Hides and Skins:					
Hides - - - - - { No. =Cwt.	22,874	21,834	20,093	36,109	33,300
	2,019	1,977	3,886	5,312	3,693
Skins - - - - - { No. =Cwt.	940,400	965,847	809,259	892,953	977,886
	25,293	22,272	20,336	22,231	22,353
Horns - - - - - "	306	379	414	400	396
Ivory - - - - - Lbs.	463,194	418,073	450,240	331,085	335,562

\* Not separately enumerated.

## No. 6—continued.

## VALUE OF IMPORTS OF PRINCIPAL ARTICLES into British India—continued.

ARTICLES.	1893-94.	1894-95.	1895-96.	1896-97.	1897-98.
<b>IV.—CHEMICALS, DRUGS, MEDICINES AND NARCOTICS, AND DYEING AND TANNING MATERIALS</b>					
<i>—continued.</i>					
Drugs, Medicines, and Narcotics :					
Aloes - - - - -	2,320	1,098	1,277	364	2,507
Asafetida - - - - -	43,709	35,429	34,105	26,122	33,018
Camphor - - - - -	139,057	100,906	103,279	119,487	117,657
Cassia lignea - - - - -	35,089	61,004	50,586	39,492	59,477
Galangal - - - - -	4,884	3,251	3,198	3,660	4,696
Quinine - - - - -	34,378	45,812	62,583	47,167	52,007
Other sorts - - - - -	263,351	270,709	306,134	272,344	284,188
	522,788	518,209	561,162	508,636	553,550
Opium - - - - -	1,103	584	536	436	557
Tobacco :					
Unmanufactured - - - - -	36,278	31,560	48,261	30,934	41,238
Manufactured :					
Cigars - - - - -	34,049	40,437	61,971	55,408	44,560
Other sorts - - - - -	177,307	145,995	174,280	176,684	196,981
	247,634	217,992	284,512	263,026	282,779
Dyeing and Tanning Materials :					
Coal-tar Dyes :					
Alizarine - - - - -	533,104	271,041	326,030	310,321	272,227
Aniline - - - - -		281,303	377,871	296,005	346,081
Cochineal - - - - -	24,461	26,352	31,580	23,042	21,455
Gambier - - - - -	38,301	36,585	45,343	43,602	51,394
Indigo - - - - -	34,467	42,730	10,024	1,063	227
Madder or Manjit - - - - -	4,078	602	2,172	593	1,457
Myrabolams - - - - -	778	1,434	192	144	319
Saffron - - - - -	56,041	37,257	54,187	38,738	60,624
Other sorts - - - - -	17,663	19,879	11,494	17,839	13,822
	708,893	717,183	858,893	731,347	767,606
Total Value of Chemicals, Drugs, Medicines and Narcotics, and Dyeing and Tanning Materials	1,837,570	1,866,294	2,160,649	1,890,124	2,060,544
<b>V.—OILS :</b>					
Oils :					
Animal - - - - -	15,093	17,771	26,069	21,976	36,681
Essential - - - - -	11,915	8,333	10,512	11,566	10,676
Mineral - - - - -					
Kerosene - - - - -	3,091,526	1,941,966	2,779,743	2,859,356	3,397,787
Other sorts - - - - -	184,059	181,034	187,657	228,923	254,005
Vegetable, not Essential - - - - -					
Cocoa-nut - - - - -	224,910	28,705	85,616	271,164	400,879
Earth-nut - - - - -	835	1,734	1,826	273	235
Linseed - - - - -	37,633	37,824	42,020	41,865	41,761
Other sorts - - - - -	4,217	3,855	3,977	4,027	4,542
Total Value of Oils - - - - -	3,570,188	2,221,222	3,137,420	3,439,150	4,146,566
<b>VI.—RAW MATERIALS AND UNMANUFACTURED ARTICLES :</b>					
Bistles and fibre for brushes and brooms - - - - -	*	*	1,305	2,132	753
Canes and Rattans - - - - -	32,234	18,779	27,513	32,165	29,768
Coal :					
Coal - - - - -	936,437	1,432,095	1,356,236	930,756	485,288
Coke - - - - -	36,126	37,299	45,054	46,941	52,064
Patent fuel - - - - -	25	4,570	1,500	1,325	0
Cotton :					
Asiatic - - - - -	133,013	35,279	58,835	28,129	29,032
Other than Asiatic - - - - -	90,626	169,436	168,330	99,730	74,819
Feathers - - - - -	152	418	246	323	323
Fodder, bran, and cattle food of all kinds - - - - -	*	*	5,877	11,092	11,877
Gums and Resins :					
Arabic - - - - -	13,678	10,078	10,484	5,644	6,593
Benjamin - - - - -	31,633	33,499	36,444	32,762	26,648
Olbanum or Frankincense - - - - -	37,329	27,430	31,278	22,836	22,964
Rosin - - - - -	24,458	21,588	29,181	28,193	26,114
Other sorts - - - - -	27,826	25,809	23,010	21,575	23,398
Hemp - - - - -	28,633	25,688	27,118	29,316	23,680
Hides and Skins :					
Hides - - - - -	5,147	5,586	17,702	15,176	14,881
Skins - - - - -	84,178	71,640	71,120	75,299	84,734
Horns - - - - -	4,421	7,382	9,130	9,359	8,222
Ivory - - - - -	288,759	258,435	309,013	214,163	214,926

\* Not separately enumerated.

## No. 5—continued.

## QUANTITY of IMPORTS of PRINCIPAL ARTICLES into British India—continued

ARTICLES.	1893-94.	1894-95.	1895-96.	1896-97.	1897-98.
<b>VI—RAW MATERIALS AND UNMANUFACTURED ARTICLES—continued</b>					
Jewellery &c .					
Precious Stones and Pearls, unset - - -	—	—	—	—	—
Lac, stick - - - - - Cwt.	10,353	16,701	8,398	4,421	3,488
Manures - - - - - Tons	350	232	190	338	1,220
Natural History Specimens - - - - -	—	—	—	—	—
Pitch, Tar, and Dammer - - - - - Cwt.	106,244	124,053	157,876	114,908	152,223
Plants, Living - - - - -	—	—	—	—	—
Seeds :					
Essential - - - - - Cwt.	3,920	8,679	7,232	6,047	3,361
Castor - - - - - "	29	520	37	6,818	78
Linseed - - - - - "	10,092	14,869	11,128	8,098	10,112
Mustard - - - - - "	352	1,336	1,341	300	40
Poppy - - - - - "	2,682	1,621	4,687	5,976	2,525
Rape - - - - - "	11,314	931	7,321	2,170	10,275
Til or Jiruli - - - - - "	77,584	63,661	59,472	42,569	36,089
Other sorts - - - - - "	6,894	8,445	9,915	12,583	15,743
	112,867	100,062	101,133	84,471	78,223
Shells and Cowries :					
Shells(chanks, large ornamental shells, &c) Cwt	20,465	20,223	16,743	14,103	12,675
Tortoise-shell (including nakhla or nakh) Lbs.	29,079	23,865	18,363	20,885	16,339
Cowries - - - - - Cwt	22,756	16,193	18,508	18,263	11,726
Silk - - - - - Lbs	2,947,595	2,494,496	3,030,546	2,287,752	2,049,608
Stone and Marble - - - - - Cwt.	493,116	817,879	848,309	489,771	723,341
Tallow - - - - - "	3,933	4,530	6,946	9,230	12,932
Wax (excluding candles) - - - - - "	1,987	39	66	95	41
Wood					
Teak - - - - - Cubic Tons	8,321	17,238	24,294	14,120	13,595
Other Timber - - - - - Tons	16,017	15,575	20,249	17,167	14,295
Firewood - - - - - "	1,909	2,273	2,166	1,701	1,809
Ornamental					
Sandal - - - - -	—	—	—	—	—
Other sorts - - - - -	—	—	—	—	—
Wool - - - - - Lbs	4,553,208	4,933,520	5,552,258	4,725,999	4,420,262
All other Articles - - - - -	—	—	—	—	—
<b>VII—ARTICLES MANUFACTURED AND PARTLY MANUFACTURED.</b>					
Yarns and Textile Fabrics :					
Cotton :					
Twist and Yarn - - - - - Lbs.	42,806,991	41,482,747	46,354,766	50,173,890	58,290,717
Piece goods					
Grey (unbleached) - - - - - Yards	1,314,037,764	1,352,271,334	1,066,445,699	1,222,920,496	1,149,179,541
White (bleached) - - - - - "	393,129,691	497,332,337	333,753,892	414,154,763	432,732,412
Coloured, printed, or dyed - - - - - "	422,320,035	408,072,087	314,679,687	359,916,269	278,385,970
Other sorts - - - - - Yards	217,424	0	20	162	0
Handkerchief and Shawls in the piece - - - - - No	19,865,078	13,683,201	16,776,764	13,072,805	9,121,140
Lace and Patent Net - - - - - "	2,749,928	1,697,947	2,460,696	1,907,326	1,140,649
Hosiery pure and mixed - - - - -	—	—	—	—	—
Thread, sewing - - - - - Lbs	950,390	975,455	825,829	705,076	764,639
Canvas - - - - - Yards	94,248	52,615	167,465	63,436	110,941
Rope - - - - - Lbs.	*	5,939	144,792	123,692	197,732
Other sorts - - - - - "	1,394,898	1,393,730	1,844,405	2,023,934	2,473,373
Flax :					
Twist and Yarn - - - - - Lbs.	24,057	11,507	23,762	7,687	20,574
Piece goods - - - - - Yards	638,696	1,166,831	1,115,540	1,554,580	1,179,537
Thread, sewing - - - - - Lbs	150,959	108,634	109,280	85,725	57,817
Canvas - - - - - Yards	1,334,921	1,334,625	1,524,502	1,461,532	1,784,298
Other sorts (including bags and sacks) Lbs.	223,859	287,211	264,042	103,728	129,279
Hemp (excluding cordage) :					
Cloth - - - - - Yards	260,655	110,126	194,318	129,946	250,650
Bags and Sacks - - - - - No	0	9	2,920	5,716	4,072

\* Not separately enumerated.

## No. 6—continued.

## VALUE OF IMPORTS OF PRINCIPAL ARTICLES into British India—continued.

ARTICLES.	1893-94.	1894-95.	1895-96.	1896-97.	1897-98.
<b>VI.—RAW MATERIALS AND UNMANUFACTURED ARTICLES—continued.</b>					
Jewellery, &c.:					
Precious Stones and Pearls, unset . . . . .	154,411	569,099	652,351	528,680	450,490
Lac, stick . . . . .	39,596	49,471	32,510	14,630	8,424
Manures . . . . .	3,813	1,904	1,418	2,892	5,694
Natural History Specimens . . . . .	2,972	1,720	1,188	1,739	1,231
Pitch, Tar, and Dammer . . . . .	40,781	47,633	65,431	49,267	62,818
Plants, Living . . . . .	1,667	1,858	1,672	1,591	1,387
Seeds:					
Essential . . . . .	9,468	18,752	15,064	14,441	7,174
Castor . . . . .	15	242	18	5,166	51
Linseed . . . . .	6,479	9,778	7,916	5,219	7,087
Mustard . . . . .	262	800	894	187	24
Poppy . . . . .	1,883	1,160	3,729	4,554	2,137
Rape . . . . .	7,343	499	4,266	1,417	6,018
Til or Jinjili . . . . .	63,033	43,698	41,865	30,814	25,227
Other sorts . . . . .	14,129	16,706	19,431	23,301	27,356
	102,612	91,635	93,183	85,099	75,074
Shells and cowries:					
Shells (chanks, large ornamental shells, &c.) . . . . .	45,156	34,101	31,080	19,621	20,078
Tortoise-shell (including nakhla or nakh) . . . . .	8,859	5,651	5,512	5,427	5,543
Cowries . . . . .	8,999	5,884	6,969	9,318	5,920
Silk . . . . .	1,360,179	1,036,533	1,232,950	875,488	669,772
Stone and Marble . . . . .	27,461	36,601	28,900	25,172	38,594
Tallow . . . . .	10,459	11,051	14,499	19,916	27,035
Wax (including candles) . . . . .	6,171	175	312	709	213
Wood:					
Teak . . . . .	48,013	114,510	157,940	100,481	103,931
Other Timber . . . . .	69,970	62,085	98,998	88,162	64,878
Firewood . . . . .	1,852	2,297	2,473	1,924	1,694
Ornamental:					
Sandal . . . . .	1,379	849	412	826	2,216
Other sorts . . . . .	6,290	2,863	2,461	1,682	2,614
Wool . . . . .	141,327	132,419	160,749	140,228	124,384
All other Articles . . . . .	33,255	27,589	31,640	30,850	20,614
Total Value of Raw Materials and Unmanufactured Articles . . . . .	3,889,897	4,420,939	4,852,024	3,610,618	2,823,688
<b>VII.—ARTICLES MANUFACTURED AND PARTLY MANUFACTURED:</b>					
Yarns and Textile Fabrics:					
Cotton:					
Twist and Yarn . . . . .	3,108,941	2,851,254	2,971,090	3,325,871	3,493,038
Piece Goods:					
Grey (unbleached) . . . . .	15,995,911	16,084,321	12,634,393	14,408,878	12,864,313
White (bleached) . . . . .	5,538,086	6,722,601	4,589,673	5,730,280	5,354,762
Coloured, printed, or dyed . . . . .	7,015,426	6,376,524	4,935,406	5,607,953	4,066,283
Other sorts . . . . .	9,343	0	1	12	0
Handkerchiefs and Shawls in the piece . . . . .	220,098	199,785	199,290	159,544	87,664
Lace and Patent Net . . . . .	70,917	35,289	47,287	45,613	24,508
Hosiery, pure and mixed . . . . .	147,583	154,015	100,868	196,037	192,753
Thread, sewing . . . . .	177,483	164,529	160,875	140,479	153,768
Canvas . . . . .	4,020	1,858	5,499	2,454	3,443
Rope . . . . .	*	400	10,014	8,574	11,469
Other sorts . . . . .	89,661	83,052	101,476	124,480	141,007
	29,268,528	29,822,374	22,784,782	26,424,304	22,901,970
Flax:					
Twist and Yarn . . . . .	1,107	589	934	420	1,204
Piece goods . . . . .					
Thread, sewing . . . . .	23,966	38,466	43,591	50,414	37,362
Canvas . . . . .	10,742	10,308	11,881	9,369	9,214
Other sorts (including bags and sacks) . . . . .	81,843	84,797	91,860	83,758	98,796
	16,439	19,692	18,292	8,888	10,162
	132,990	153,263	165,624	152,429	155,534
Hemp (excluding cordage):					
Cloth . . . . .	10,603	5,317	10,253	6,058	13,061
Bags and Sacks . . . . .	0	2	31	935	464
	10,603	5,319	10,284	6,993	3,525

\* Not separately enumerated.

## No. 5—continued.

## QUANTITY OF IMPORTS OF PRINCIPAL ARTICLES INTO BRITISH INDIA—continued

ARTICLES.	1893-94.	1894-95.	1895-96.	1896-97.	1897-98.
<b>VII—ARTICLES MANUFACTURED AND PARTLY MANUFACTURED—continued.</b>					
<b>Yarns and Textile Fabrics—continued.</b>					
<b>Jute.</b>					
Twist and Yarn . . . . . Lbs.	13,341	13,754	22,578	8,787	8,788
<b>Gunny Bags.</b>					
Gunny Bags . . . . . No	2,523,441	3,236,399	3,154,392	3,570,224	3,780,425
" Cloth . . . . . Yards	70,863	39,045	49,182	54,865	175,009
Canvas . . . . . "	1,200,205	467,445	1,192,793	836,597	908,867
Rope and Twine . . . . . Cwt.	141	127	148	97	224
Other kinds . . . . . "	254	890	729	2,480	2,816
<b>Silk.</b>					
Thread for sewing, &c. . . . . Lbs.	21,122	11,555	7,732	14,707	4,826
Piece goods . . . . . Yards	13,356,429	9,955,253	13,269,424	10,065,569	10,185,716
Goods of silk mixed with other materials . . . . . "	3,062,298	3,932,772	5,051,282	5,693,313	4,012,052
Other sorts . . . . . Lbs.	72,322	53,781	216,451	291,025	285,109
<b>Wool:</b>					
Piece goods . . . . . Yards	15,054,352	12,156,592	11,384,091	14,309,611	9,893,944
Shawls . . . . . No	752,184	924,883	787,483	963,181	400,582
Braids . . . . . Lbs	295,613	245,398	342,439	275,183	282,428
Carpets and rugs . . . . . "	*	*	225,981 †	425,476	719,349
Other sorts . . . . . "	1,481,459	986,742	998,697	1,076,764	1,076,316
<b>Apparel.</b>					
Apparel (including haberdashery, millinery, &c, but excluding hosiery) . . . . .	—	—	—	—	—
Boots and Shoes . . . . . Pairs	367,921	337,150	369,772	349,653	456,695
<b>Arms, Ammunition, and military stores</b>					
Fire-arms and parts thereof . . . . .	—	—	—	—	—
Gunpowder, common . . . . . Lbs.	280,200	207,700	256,590	130,055	189,300
" sporting . . . . . "	172,084	184,654	191,803	203,142	191,902
Dynamite and other explosives . . . . . Cwt.	7,233	7,302	6,424	7,332	11,557
Other sorts . . . . .	—	—	—	—	—
<b>Art, works of</b>					
Books and Printed Matter (including maps and charts) . . . . . Cwt.	19,351	12,069	12,482	14,309	12,888
<b>Building and Engineering Materials:</b>					
Asphalt . . . . . Cwt	16,381	20,787	27,304	17,389	21,305
Bricks and Tiles . . . . . No	2,032,919	2,337,410	2,328,741	3,915,291	4,507,161
Cement . . . . . Cwt	518,882	552,129	716,711	574,717	735,309
Chalk and Lime . . . . . "	33,645	52,912	31,639	34,355	20,473
Clay . . . . . "	27,441	26,148	57,297	45,782	54,879
Earthenware Piping . . . . . "	51,765	44,648	19,916	27,381	15,453
Other sorts . . . . . "	10,397	11,054	18,697	11,948	12,961
<b>Cabinet-ware and Furniture</b>					
Candles . . . . . Lbs	3,844,810	3,577,011	4,858,633	3,554,620	4,010,571
Caoutchouc, manufactures of	—	—	—	—	—
Carriages, Carts, &c. (excluding railway carriages), and parts thereof	—	—	—	—	—
Chinese and Japanese-ware (including lacquered-ware, but excluding earthenware and porcelain)	—	—	—	—	—
Clocks and Watches . . . . . No	193,500	123,119	164,708	155,697	187,347
Cour (excluding rope) . . . . . Cwt	9,119	6,382	8,687	6,337	6,730

\* Included with "Other sorts."

† From November 1895 only.

## No. 6—continued.

## VALUE of IMPORTS of PRINCIPAL ARTICLES into British India—continued.

ARTICLES.	1893-94.	1894-95.	1895-96.	1896-97.	1897-98.
<b>VII.—ARTICLES MANUFACTURED AND PARTLY MANUFACTURED—continued.</b>					
<b>Yarns and Textile Fabrics—continued.</b>					
<b>Jute:</b>					
Twist and Yarn . . . . .	359	341	492	218	205
Gunny Bags . . . . .	36,143	39,295	39,124	42,779	47,320
"  Cloth . . . . .	1,745	919	901	1,081	3,093
Canvas . . . . .	31,058	14,640	33,201	20,172	25,937
Rope and Twine . . . . .	490	577	566	521	868
Other kinds . . . . .	919	3,072	2,643	8,988	9,933
	70,355	58,503	76,435	73,541	87,151
<b>Silk:</b>					
Thread for sewing, &c. . . . .	17,783	9,268	3,929	9,838	3,269
Piece goods . . . . .	1,484,349	935,363	1,162,035	777,866	764,825
Goods of silk mixed with other materials . . . . .	274,310	295,316	404,526	455,610	307,857
Other sorts . . . . .	51,432	37,472	133,830	123,355	73,309
	1,827,874	1,277,419	1,704,320	1,366,669	1,149,260
<b>Wool:</b>					
Piece goods . . . . .	1,422,971	1,103,183	1,030,436	1,198,033	804,931
Shawls . . . . .	227,179	260,382	191,443	245,013	98,579
Braids . . . . .	56,814	48,153	65,422	52,063	46,748
Carpets and Rugs . . . . .	*	*	23,567 †	46,784	72,199
Other sorts . . . . .	185,078	129,921	134,649	150,642	125,970
	1,892,042	1,541,639	1,445,517	1,692,535	1,148,427
<b>Total Yarns and Textile Fabrics . . . . .</b>	<b>36,312,799</b>	<b>35,710,701</b>	<b>29,159,478</b>	<b>33,042,980</b>	<b>28,950,314</b>
<b>Apparel:</b>					
Apparel (including haberdashery, millinery, &c., but excluding hosiery) . . . . .	1,435,337	1,303,893	1,455,580	1,391,229	1,097,691
Boots and Shoes . . . . .	142,712	131,298	138,700	125,194	128,938
	1,578,049	1,435,191	1,594,280	1,516,423	1,226,629
<b>Arms, Ammunition, and military stores:</b>					
Fire-arms and parts thereof . . . . .	57,137	68,235	62,804	57,738	51,040
Gunpowder, common . . . . .	10,561	8,534	9,710	4,814	6,657
"  sporting . . . . .	20,038	22,873	22,901	22,457	19,317
Dynamite and other explosives . . . . .	116,037	107,985	87,037	90,085	129,584
Other sorts . . . . .	61,940	63,414	104,954	84,296	49,182
	265,713	271,041	287,406	259,390	255,780
<b>Art, works of . . . . .</b>					
Books and Printed Matter (including maps and charts) . . . . .	58,654	32,435	49,577	41,454	38,097
	248,635	232,356	241,024	237,246	198,153
<b>Building and Engineering Materials:</b>					
Asphalt . . . . .	3,539	5,575	7,801	4,801	5,323
Bricks and Tiles . . . . .	15,009	16,510	18,108	28,990	27,855
Cement . . . . .	106,354	111,881	142,521	111,447	148,676
Chalk and Lime . . . . .	2,687	5,190	2,422	1,950	2,071
Clay . . . . .	4,598	4,897	12,268	9,088	10,780
Earthenware Piping . . . . .	20,492	16,407	8,065	10,560	6,148
Other sorts . . . . .	16,302	6,620	9,718	1,508	4,399
	168,981	167,080	200,903	168,344	205,252
<b>Cabinet-ware and Furniture . . . . .</b>					
Candles . . . . .	111,990	89,024	104,085	97,509	67,135
Caoutchouc, manufactures of . . . . .	151,982	137,899	179,142	109,975	107,884
Carriages, Carts, &c. (excluding railway carriages), and parts thereof . . . . .	27,731	34,998	39,075	44,174	44,036
Chinese and Japanese-ware (including lacquered-ware, but not earthenware and porcelain) . . . . .	93,196	85,004	108,224	224,897	285,659
Clocks and Watches . . . . .	40,221	27,607	26,112	22,796	21,714
Coir, (excluding rope) . . . . .	154,554	100,985	136,042	122,728	109,106
	8,663	5,447	8,197	6,110	6,143

\* Included with "Other sorts."

† From November 1895 only.



## QUANTITY of IMPORTS of PRINCIPAL ARTICLES into British India—concluded.

ARTICLES.	1892-93.	1893-94.	1894-95.	1895-96.	1897-98.
VII—ARTICLES MANUFACTURED AND PARTLY MANUFACTURED—continued					
Corals, Real . . . . . Lbs	240,715	276,132	291,614	230,989	206,265
Cordage and Rope of vegetable fibre (excluding jute) . . . . . Cwt.	7,173	9,011	8,606	10,465	10,350
Corks . . . . . "	917	991	967	927	807
Earthenware and Porcelain (excluding earthenware piping) . . . . . "	—	—	—	—	—
Fireworks . . . . . "	—	—	—	—	—
Glass					
Sheet and Plate . . . . . Supl Feet	8,366,133	6,621,330	8,344,537	8,343,436	6,436,988
Beads and False Pearls . . . . . Cwt.	26,638	15,876	21,842	17,462	13,938
Bottles, common . . . . . { Gross	17,284	19,384	25,109	22,962	28,475
Other ware . . . . . { = Cwt.	26,315	27,476	37,804	34,540	43,159
Hides and Skins .					
Hides, dressed or tanned . . . . . { No.	7,919	12,568	14,120	13,142	11,439
Skins, dressed or tanned . . . . . { = Cwt.	637	957	865	790	886
Skins, dressed or tanned . . . . . { No.	169,782	185,989	194,331	237,644	194,328
Skins, dressed or tanned . . . . . { = Cwt.	1,294	1,310	1,307	1,373	1,198
Instruments, Apparatus, and Appliances, and parts thereof					
Musical . . . . . "	—	—	—	—	—
Photographic . . . . . "	—	—	—	—	—
Scientific, Philosophical, &c . . . . . "	—	—	—	—	—
Ivory, manufactured . . . . . "					
Jewellery, &c. :					
Jewellery . . . . . "	—	—	—	—	—
Plate . . . . . "	—	—	—	—	—
Leather					
Unwrought . . . . . Cwt.	1,782	1,445	1,765	1,702	1,631
Saddlery and Harness . . . . . "	—	—	—	—	—
Other sorts . . . . . "	—	—	—	—	—
Matches . . . . . "					
Mats and Matting . . . . . Sq Yds.	1,039,231	1,228,414	1,692,800	1,209,107	1,499,320
Oil and Floor Cloth . . . . . "	732,502	607,659	721,465	451,716	738,692
Paints and Colours . . . . . Cwt.	174,665	174,976	190,661	190,875	181,850
Painters' Materials . . . . . "	—	—	—	—	—
Paper and Pasteboard					
Printing Paper . . . . . Cwt.	100,676	63,845	72,959	74,091	65,100
Writing Paper and Envelopes . . . . . "	—	—	—	—	—
Other kinds of Paper . . . . . Cwt.	56,686	57,494	78,899	73,021	61,135
Pasteboard, Millboard, &c. . . . . "	7,909	4,780	8,851	7,294	10,801
Perfumery . . . . . "					
Printing and Lithographing materials (other than paper) . . . . . "	—	—	—	—	—
Ships, parts of . . . . . "	—	—	—	—	—
Soap . . . . . Cwt.	60,356	47,571	64,040	55,339	62,735
Stationery (excluding paper) . . . . . "	—	—	—	—	—
Sticks and Whips (including fishing rods and lines) . . . . . "	—	—	—	—	—
Telegraph, Materials for construction of . . . . . "	—	—	—	—	—
Toys and Requisites for Games . . . . . "	—	—	—	—	—
Umbrellas . . . . . No.	5,478,428	3,979,140	4,051,735	3,790,897	4,021,980
Wood, manufactures of . . . . . "	—	—	—	—	—
Articles (not specified) imported by Post . . . . . "	—	—	—	—	—
All other Articles . . . . . "	—	—	—	—	—

## No. 6—concluded.

## VALUE of IMPORTS of PRINCIPAL ARTICLES into British India—concluded.

ARTICLES.	1893-94.	1894-95.	1895-96.	1896-97.	1897-98.
<b>VII—ARTICLES MANUFACTURED AND PARTLY MANUFACTURED—continued.</b>					
Corals, Real . . . . .	167,357	120,637	113,862	73,534	66,848
Cordage and Rope of vegetable fibre (excluding jute) . . . . .	29,435	41,170	37,934	43,472	42,829
Corks . . . . .	11,651	13,764	15,029	14,349	12,047
Earthenware and porcelain (excluding earthenware piping) . . . . .	251,596	192,843	231,422	215,101	205,042
Fireworks . . . . .	67,337	57,943	49,517	61,195	54,163
Glass . . . . .					
Sheet and Plate . . . . .	71,483	56,480	67,553	75,219	59,210
Beads and False Pearls . . . . .	220,634	129,336	156,835	148,648	111,262
Bottles, common . . . . .	29,033	32,214	39,322	33,543	41,948
Other ware . . . . .	467,330	401,966	477,368	446,776	364,252
	788,480	619,996	741,078	704,186	576,672
Hides and Skins :					
Hides, dressed or tanned . . . . .	10,540	11,039	10,083	7,029	7,762
Skins, dressed or tanned . . . . .	42,448	48,191	53,560	58,919	45,777
Instruments, Apparatus, and Appliances, and parts thereof :					
Musical . . . . .	101,159	91,269	100,214	97,125	81,553
Photographic . . . . .	46,041	46,733	51,633	46,583	44,632
Scientific, Philosophical, &c. . . . .	131,684	127,121	172,810	180,485	181,175
Ivory, manufactured . . . . .	25,275	25,868	36,270	17,760	29,508
Jewellery, &c. :					
Jewellery . . . . .	123,012	91,107	119,751	99,209	103,261
Plate . . . . .	11,718	4,035	7,237	12,164	17,805
Leather :					
Unwrought . . . . .	36,160	30,696	39,704	35,888	27,903
Saddlery and Harness . . . . .	70,362	69,159	70,532	64,719	47,868
Other sorts . . . . .	94,238	78,742	110,643	107,755	109,557
Matches . . . . .	375,137	367,845	361,433	294,807	417,195
Mats and Matting . . . . .	12,847	15,623	19,184	15,362	17,665
Oil and Floor Cloth . . . . .	41,000	33,697	40,557	29,970	37,621
Paints and Colours . . . . .	248,448	222,791	281,977	269,758	268,272
Painters' Materials . . . . .	75,788	76,768	93,600	70,968	58,482
Paper and Pasteboard :					
Printing Paper . . . . .	182,134	109,237	114,914	108,314	97,129
Writing Paper and Envelopes . . . . .	192,747	129,680	141,698	149,820	132,939
Other kinds of Paper . . . . .	113,466	104,208	146,111	119,961	92,304
Pasteboard, Millboard, &c. . . . .	6,095	4,617	7,392	6,581	9,828
	494,208	347,524	409,983	384,280	332,047
Perfumery . . . . .	30,686	20,528	23,559	21,457	26,643
Printing and Lithographing materials (other than paper) . . . . .	49,694	38,848	51,510	49,603	51,562
Ships parts of . . . . .	45,104	27,619	82,557	139,780	116,841
Soap . . . . .	121,703	104,766	131,631	117,067	124,371
Stationery (excluding paper) . . . . .	267,771	289,525	334,605	331,879	277,388
Sticks and Whips (including fishing rods and lines) . . . . .	*	*	*	11,738	7,012
Telegraph, Materials for construction of . . . . .	3,642	1,907	2,437	2,070	1,792
Toys and Requisites for Games . . . . .	180,399	167,253	184,571	192,445	141,104
Umbrellas . . . . .	480,933	346,331	344,218	306,943	335,374
Wood, manufactures of . . . . .	63,402	47,383	63,383	69,680	77,857
Articles (not specified) imported by Post . . . . .	314,663	304,807	315,706	275,085	280,660
All other Articles . . . . .	241,097	196,125	284,048	258,949	268,251
Total Value of Articles Manufactured and partly Manufactured . . . . .	44,276,417	42,609,639	37,119,915	40,566,036	36,010,594
<b>GRAND TOTAL . . . . .</b>	<b>73,956,957</b>	<b>70,167,438</b>	<b>69,316,395</b>	<b>71,914,697</b>	<b>69,420,120</b>

\* Not separately enumerated.

QUANTITY OF EXPORTS OF PRINCIPAL ARTICLES OF INDIAN PRODUCE AND MANUFACTURE FROM  
British India

ARTICLES.	1893-94.	1894-95.	1895-96.	1896-97.	1897-98.
<b>I.—ANIMALS, LIVING.</b>					
Horses . . . . . No.	328	417	235	224	150
Other Sorts . . . . . "	136,540	184,145	164,086	167,685	205,235
Total Number of Animals, Living . . . . . "	136,868	184,562	164,321	167,909	205,385
<b>II—ARTICLES OF FOOD AND DRINK:</b>					
Coffee . . . . . Cwt.	278,735	281,297	290,902	210,797	225,008
<b>Fruits and Vegetables .</b>					
<b>Fruits</b>					
Cocoanuts . . . . . No.	295,033	485,840	283,775	140,780	351,225
"    Kernel or Copra . . . . . Cwt.	44,631	117,924	55,212	7,197	29,973
Other sorts . . . . . "	—	—	—	—	—
Vegetables, fresh . . . . . "	—	—	—	—	—
<b>Grain and Pulse .</b>					
Gram . . . . . Cwt.	327,744	344,652	633,199	274,954	206,966
Jawar and Bajra . . . . . "	752,745	814,269	731,669	652,812	642,560
Pulse . . . . . "	850,635	440,025	742,086	555,942	306,033
Oats . . . . . "	99,450	64,448	90,067	85,064	50,092
Rice in the husk . . . . . "	627,983	580,063	516,162	454,015	474,564
"    not in the husk . . . . . "	24,019,924	33,721,528	34,635,624	27,820,322	26,272,097
Rice-flour . . . . . "	10,320	2,159	456	708	1,002
Wheat . . . . . "	12,156,551	6,887,791	10,002,912	1,910,553	2,392,607
Wheat-flour . . . . . "	611,129	588,263	661,729	599,791	505,283
Other sorts . . . . . "	208,853	421,197	319,069	65,973	39,175
	39,665,334	48,864,395	48,332,973	32,420,134	30,890,379
<b>Liquors</b>					
Ale, beer, and porter . . . . . Gals.	0	0	56	1,408	1,242
Spirits and Wines . . . . . "	13,470	30	0	222	306
	13,470	30	56	1,630	1,548
<b>Provisions :</b>					
Biche de mer . . . . . Lbs.	101,163	74,835	52,308	82,073	97,090
Fishmaws and Sharkfins . . . . . "	993,050	935,418	1,073,754	1,196,918	1,221,498
Fruits and Vegetables—dried, salted, or preserved . . . . . Cwt.	175,741	197,585	212,442	190,696	69,624
Ghi . . . . . Lbs.	3,216,553	3,022,581	2,455,260	3,672,349	3,302,907
Lard . . . . . "	550,207	498,515	374,155	223,859	181,914
Fish, dry, salted . . . . . "	6,705,085	7,024,804	9,595,401	7,375,016	10,738,410
"    unsalted . . . . . "	2,165,180	3,816,905	3,605,321	3,086,754	4,560,962
Other sorts . . . . . Cwt.	181,213	179,134	31,330	25,640	28,257
<b>Spices :</b>					
Betelnuts . . . . . Lbs.	246,894	290,218	212,543	280,782	286,803
Cardamoms . . . . . "	391,010	234,493	140,772	65,969	108,961
Chillies . . . . . "	7,368,204	8,729,240	8,290,346	8,126,173	8,154,144
Cinnamon . . . . . "	0	2,032	4,928	3,500	3,078
Ginger . . . . . "	6,534,529	10,243,707	10,802,988	10,708,228	8,272,489
Nutmegs . . . . . "	953	0	0	1,746	510
Pepper . . . . . "	8,652,371	8,135,905	9,852,112	13,604,520	9,688,900
Other sorts . . . . . "	95,228	373,772	152,462	181,305	160,759
	23,289,189	28,009,367	29,456,151	32,972,223	26,675,644
<b>Sugar :</b>					
Refined or crystallised, including sugar-candy . . . . . Cwt.	146,946	60,179	41,934	62,963	37,887
Unrefined, viz, molasses and jaggery or gur, and other saccharine pro- duce . . . . . "	1,150,635	958,107	1,021,832	1,097,202	548,895
	1,297,581	1,018,286	1,063,766	1,160,165	586,782
Tea . . . . . Lbs.	126,332,475	129,099,316	137,710,205	148,908,461	151,451,817
Other articles . . . . . "	—	—	—	—	—

VALUE of EXPORTS of PRINCIPAL ARTICLES of INDIAN PRODUCE and MANUFACTURE from  
British India.

ARTICLES.	1893-94.	1894-95.	1895-96.	1896-97.	1897-98.
<b>I.—ANIMALS, LIVING.</b>					
Horses . . . . .	2,798	6,710	4,140	3,268	2,276
Other sorts . . . . .	120,415	131,051	156,913	174,699	139,146
Total Value of Animals, Living . . . . .	123,213	137,761	161,053	177,967	141,422
<b>II.—ARTICLES OF FOOD AND DRINK.</b>					
Coffee . . . . .	2,002,171	2,122,373	2,198,191	1,585,039	1,519,130
Fruits and Vegetables :					
Fruits :					
Cocoanuts . . . . .	895	1,632	1,028	552	1,257
"    Kernel or Copra . . . . .	49,779	122,419	65,481	9,059	31,810
Other sorts . . . . .	1,481	1,753	1,464	1,541	1,058
Vegetables, fresh . . . . .	46,665	57,837	64,395	69,568	105,275
	98,820	183,641	132,368	80,720	139,400
Grain and Pulse :					
Gram . . . . .	121,614	117,589	208,332	111,040	116,604
Jawar and Bajra . . . . .	228,701	257,843	235,597	228,022	254,410
Pulse . . . . .	281,811	153,244	256,822	227,066	175,731
Oats . . . . .	37,539	21,133	29,114	34,490	25,713
Rice in the husk . . . . .	138,217	114,516	106,344	96,861	117,991
"    not in the husk . . . . .	10,246,522	13,692,095	13,430,703	11,850,261	11,587,028
Rice-flour . . . . .	3,894	425	242	464	824
Wheat . . . . .	5,193,885	2,565,271	3,913,896	836,395	1,341,151
Wheat-flour . . . . .	405,769	365,746	415,669	430,645	417,495
Other sorts . . . . .	72,959	134,734	111,724	25,618	16,929
	16,730,911	17,422,596	18,708,443	13,840,862	14,053,876
Liquors :					
Ale, beer, and porter . . . . .	0	0	14	152	187
Spirits and Wine . . . . .	5,394	21	0	113	130
	5,394	21	14	265	317
Provisions :					
Biche de mer . . . . .	1,500	793	785	1,570	1,450
Fishmaws and Sharkfins . . . . .	83,008	75,882	93,774	120,559	140,523
Fruits and Vegetables—dried, salted, or preserved . . . . .	63,316	74,925	61,913	56,636	37,699
Ghi . . . . .	130,410	118,766	99,596	150,099	128,500
Lard . . . . .	14,205	13,605	10,746	6,790	5,604
Fish, dry, salted . . . . .	71,549	69,899	96,905	75,403	34,719
"    "    unsalted . . . . .	14,005	23,823	26,988	24,127	109,386
Other sorts . . . . .	90,115	109,716	88,418	83,915	73,786
	468,108	487,409	479,125	519,099	531,667
Spices :					
Betelnuts . . . . .	3,732	4,954	3,472	4,684	4,375
Cardamoms . . . . .	26,976	29,552	19,574	11,558	24,366
Chillies . . . . .	87,972	91,399	69,458	72,093	119,110
Cinnamon . . . . .	0	45	109	131	110
Ginger . . . . .	183,865	248,041	238,306	196,905	146,885
Nutmegs . . . . .	63	0	0	148	51
Pepper . . . . .	149,124	132,293	153,993	208,003	174,051
Other sorts . . . . .	4,191	10,044	4,597	3,534	2,680
	455,923	516,328	489,509	497,056	471,628
Sugar :					
Refined or crystallised, including sugar-candy . . . . .	194,501	79,503	54,751	66,285	49,489
Unrefined, viz , molasses and jaggery or gur, and other saccharine produce . . . . .	698,240	471,080	519,994	622,264	242,965
	892,741	550,583	574,745	688,549	292,454
Tea . . . . .	6,585,835	7,555,745	7,664,889	8,124,548	8,058,623
Other articles . . . . .	400	2,994	2,578	2,706	1,361
Total Value of Articles of Food and Drink . . . . .	27,240,303	28,841,690	30,249,862	25,338,844	25,068,456

## No. 7—continued.

QUANTITY OF EXPORTS OF PRINCIPAL ARTICLES OF INDIAN PRODUCE AND MANUFACTURE from  
British India—continued.

ARTICLES.	1893-94.	1894-95.	1895-96.	1896-97.	1897-98.
<b>III—METALS AND MANUFACTURES OF .</b>					
Metals .					
Brass					
Wrought and unwrought - - Cwt.	2,733	3,536	4,427	3,701	3,185
Copper, Wrought .					
Sheets and other manufactures - ,,	2,115	2,217	2,439	2,185	1,645
Iron :					
Old, for re-manufacture- - - ,,	301	171	198	10,657	7,624
Wrought :					
Anchors, Cables, and Kentledge ,,	2,070	1,495	1,920	1,592	1,610
Nails, Screws, and Rivets - - ,,	2,959	3,180	4,290	2,575	3,114
Other manufactures of wrought or cast iron, or of iron mixed with steel - - - - - ,,	3,031	2,124	2,736	3,758	3,650
Lead - - - - - ,,	685	2,550	1,132	4,126	2,309
Manganese ore - - - - - ,,	33,000	128,320	455,160	946,600	1,576,580
Tin .					
Ore - - - - - ,,	0	50	105	0	58
Unwrought (block) - - - - - ,,	1,367	1,355	156	1,688	906
Unenumerated - - - - - ,,	137	446	6,541	16,094	120
Total Metals - - - - - ,,	48,398	145,444	479,112	992,976	1,600,801
Hardware and Cutlery (including plated ware) -					
Machinery and Millwork - - - - -					
<b>IV—CHEMICALS, DRUGS, MEDICINES AND NAR-</b>					
<b>COTICS, AND DYEING AND TANNING MATERIALS</b>					
Chemicals :					
Borax - - - - - Cwt.	7,230	7,880	6,700	5,516	3,624
Saltpetre - - - - - ,,	321,933	352,985	421,769	528,452	417,786
Other sorts - - - - - ,,	—	—	—	—	—
Drugs, Medicines, and Narcotics :					
Aloes - - - - - Cwt.	246	137	126	87	145
Asafoetida - - - - - ,,	121	103	94	17	119
Camphor - - - - - Lbs.	4,762	5,234	3,083	2,624	2,126
Cinchona Bark - - - - - ,,	1,665,647	1,737,318	939,938	321,478	3,056,769
Galangal - - - - - Cwt.	1,541	1,101	788	556	1,216
Other sorts - - - - - ,,	—	—	—	—	—
Opium - - - - - { Chests					
	70,839	68,834	60,860	62,258	56,069
	97,910	94,645	83,944	86,386	78,280
Tobacco .					
Unmanufactured - - - - - Lbs.	8,672,951	9,718,786	9,236,761	11,257,582	9,747,129
Manufactured .					
Cigars - - - - - ,,	549,197	593,539	600,940	557,816	600,821
Other sorts - - - - - ,,	237,588	260,226	249,533	273,872	253,362
	9,459,736	10,572,551	10,087,234	12,089,270	10,601,312
Dyeing and Tanning Materials .					
Cutch - - - - - Cwt.	187,115	155,032	183,729	122,082	97,187
Indigo - - - - - ,,	131,399	166,308	187,337	169,523	133,849
Myrabolams - - - - - ,,	830,529	1,123,113	1,000,026	899,372	726,060
Safflower - - - - - ,,	2,353	1,790	1,904	2,487	2,125
Turmeric - - - - - ,,	68,551	119,422	140,758	40,733	28,067
Other sorts - - - - - ,,	26,152	29,020	27,335	19,683	18,673
	1,246,099	1,594,685	1,541,089	1,253,880	1,065,961

## No. 8—continued.

VALUE OF EXPORTS OF PRINCIPAL ARTICLES OF INDIAN PRODUCE AND MANUFACTURE FROM  
British India—continued.

ARTICLES.	1893-94.	1894-95.	1895-96.	1896-97.	1897-98.
<b>III.—METALS AND MANUFACTURES OF .</b>					
Metals :					
Brass :					
Wrought and unwrought . . . . .	30,002	35,847	50,930	42,405	30,702
Copper, Wrought :					
Sheets and other manufactures . . . . .	12,829	14,280	15,527	14,372	10,530
Iron :					
Old, for re-manufacture . . . . .	49	35	47	2,044	1,417
Wrought :					
Anchors, Cables, and Kentledge . . . . .	1,703	1,218	1,715	1,388	1,288
Nails, Screws, and Rivets . . . . .	3,202	3,527	4,868	2,740	3,260
Other manufactures of wrought or cast iron, or of iron mixed with steel . . . . .	3,052	2,141	2,727	3,541	2,998
Lead . . . . .	567	2,156	1,246	3,371	2,051
Manganese ore . . . . .	1,320	5,133	18,206	37,864	63,003
Tin :					
Ore . . . . .	0	192	531	0	153
Unwrought (block) . . . . .	8,454	7,797	844	8,145	4,225
Unenumerated . . . . .	7,052	1,663	3,331	3,033	968
Total Metals . . . . .	68,230	73,989	99,972	118,903	120,595
Hardware and Cutlery (including plated ware) . . . . .	8,404	13,444	19,069	22,919	18,071
Machinery and Millwork . . . . .	54	661	127	1,027	119
Total Value of Metals and Manufactures of . . . . .	76,688	88,094	119,168	142,849	138,785
<b>IV.—CHEMICALS, DRUGS, MEDICINES AND NARCOTICS, AND DYEING AND TANNING MATERIALS :</b>					
Chemicals :—					
Borax . . . . .	12,547	13,941	12,014	9,449	6,509
Saltpetre . . . . .	338,102	411,365	535,946	572,164	398,745
Other sorts . . . . .	7,159	8,965	8,630	9,100	6,972
	357,808	434,271	556,590	590,713	412,226
Drugs, Medicines, and Narcotics .					
Aloes . . . . .	450	193	219	122	219
Asafoetida . . . . .	320	394	306	24	619
Camphor . . . . .	365	411	361	259	189
Cinchona Bark . . . . .	46,220	43,571	23,294	7,527	78,923
Galangal . . . . .	1,209	833	597	443	998
Other sorts . . . . .	95,200	103,074	113,941	94,484	74,867
	143,764	148,476	138,718	102,859	155,815
Opium . . . . .	8,019,428	9,064,665	8,459,336	8,022,923	6,097,563
Tobacco :					
Unmanufactured . . . . .	85,187	106,930	116,396	113,820	90,681
Manufactured :					
Cigars . . . . .	50,629	60,804	62,701	63,781	67,527
Other sorts . . . . .	3,660	3,433	3,379	3,732	3,542
	139,476	171,172	182,476	181,333	161,750
Dyeing and Tanning Materials .					
Cutch . . . . .	337,890	292,136	379,611	239,953	187,482
Indigo . . . . .	4,182,128	4,745,915	5,354,511	4,370,757	3,057,402
Myrabolams . . . . .	415,048	464,976	404,560	361,431	258,949
Safflower . . . . .	3,838	3,712	3,317	5,631	4,078
Turmeric . . . . .	76,010	94,660	78,676	25,225	21,997
Other sorts . . . . .	8,287	9,007	6,519	6,696	6,540
	5,023,201	5,610,406	6,227,194	5,009,693	3,539,448
Total Value of Chemicals, Drugs, Medicines and Narcotics, and Dyeing and Tanning Materials	13,683,677	15,428,990	15,564,314	13,907,521	10,366,802

## No. 7—continued.

## QUANTITY of EXPORTS of PRINCIPAL ARTICLES of INDIAN PRODUCE and MANUFACTURE from British India—continued.

ARTICLES.	1893-94.	1894-95.	1895-96.	1896-97.	1897-98.
<b>V.—OILS</b>					
<b>Oils</b>					
Animal - - - - - Gals.	50,352	10,325	10,597	1,638	191
Essential - - - - - "	19,065	20,174	24,674	13,778	17,314
Mineral - - - - - "	67,377	48,391	315,118	191,424	15,563
Paraffin wax - - - - - Cwt.	28,858	25,458	34,715	41,332	29,670
<b>Vegetable, not Essential</b>					
Dregs of Jijnji Oil - - - - - "	44,616	42,810	51,136	59,506	242,000
Castor - - - - - Gals	2,294,644	2,679,236	2,016,461	1,997,475	1,953,509
Cocoanut - - - - - "	821,355	2,285,524	2,205,727	1,137,538	1,046,235
Earthnut - - - - - "	20,973	17,995	27,846	44,393	30,479
Linseed - - - - - "	26,352	95,079	110,625	157,060	177,383
Mustard or Rape - - - - - "	*	175,361	170,545	161,307	194,199
Til or Jijnji - - - - - "	165,084	282,242	225,719	160,444	125,084
Other sorts - - - - - "	281,438	240,737	69,578	44,605	12,378
Total Quantity of Oils - - - { Gals & Cwt	3,746,640 73,474	5,855,084 68,268	5,176,890 85,851	3,909,752 100,838	3,572,335 271,670
<b>VI—RAW MATERIALS AND UNMANUFACTURED ARTICLES</b>					
Bistles and fibres for brushes and brooms - - - - - Cwt	*	*	14,523	25,392	41,065
Canes and Rattans - - - - - "	1,935	1,897	2,075	2,002	1,662
Caoutchouc - - - - - "	9,616	9,270	7,154	6,213	5,563
Coal and Coke - - - - - Tons	52,302	53,665	80,923	136,719	212,855
Coir - - - - - Cwt	29,805	30,232	43,289	39,200	60,994
Cotton - - - - - "	4,788,888	3,384,697	5,248,428	5,216,023	3,722,526
Feathers - - - - - Lbs	247,036	158,329	393,723	224,241	231,514
<b>Fodder, bran, and cattle food, including hay and straw</b>					
Oilcake - - - - - Cwt	469,866	461,876	557,734	603,067	414,507
Rice-bran - - - - - Tons	60,126	95,051	92,017	102,416	118,491
Other sorts - - - - - Cwt	*	*	175,005	154,096	108,916
Gums and Resins - - - - - "	36,456	28,599	34,303	60,312	47,139
Hemp - - - - - "	141,449	171,522	209,129	205,017	206,617
<b>Hides and Skins</b>					
Hides - - - - - { No = Cwt	7,409,879 504,929	8,050,886 568,279	8,244,530 649,835	7,427,943 591,813	10,072,470 806,348
Skins - - - - - { No = Cwt	6,370,835 78,561	7,674,551 82,521	8,173,037 96,410	6,310,988 62,825	9,842,409 102,343
Horns - - - - - Cwt	49,166	61,353	67,732	59,804	66,405
Ivory - - - - - Lbs	5,694	7,164	4,668	8,501	4,122
Jade-stone - - - - - Cwt	2,270	2,540	4,249	4,319	3,861
<b>Jewellery, &amp;c</b>					
Precious Stones and Pearls, unset - - - - -	—	—	—	—	—
Jute - - - - - Cwt	8,690,133	12,976,791	12,266,781	11,464,356	15,023,325
Lac, stick and seed - - - - - "	1,510	1,534	1,146	2,705	2,341
<b>Manures</b>					
Animal Bones - - - - - Tons	50,020	76,060	77,004	74,116	71,796
Other sorts (except oilcake) - - - - - "	1,370	3,668	2,398	2,177	868
Mica (commercially called Talc) - - - - - Cwt.	5,123	5,699	10,231	12,826	11,608
Natural History Specimens - - - - -	—	—	—	—	—
Rags and other materials for making paper - - - - - Cwt	45,024	14,855	22,589	15,348	23,046
<b>Seeds</b>					
<b>Essential</b>					
Ajama - - - - - Cwt	2,734	7,578	11,241	10,627	7,330
Ajwan - - - - - "	681	444	674	899	1,313
Aniseed - - - - - "	582	742	1,027	1,051	1,206
Coriander - - - - - "	45,869	61,321	49,776	44,889	54,083
Cumin - - - - - "	10,383	12,406	13,811	11,102	15,288
"    black - - - - - "	662	794	1,087	908	588
Fennel - - - - - "	3,471	3,409	6,320	3,086	5,012
Fennegreek - - - - - "	1,674	1,773	2,022	2,308	1,442
Sawa or Dil - - - - - "	605	361	587	217	525
Other sorts - - - - - "	9,327	4,742	227	99	8,248
Castor - - - - - "	1,107,754	1,174,895	1,048,304	998,119	1,059,159
Cotton - - - - - "	37,503	96,769	46,362	22,276	28,367
Earthnuts - - - - - "	1,536,905	2,267,222	1,118,279	486,285	44,739
Linseed - - - - - "	10,245,176	9,016,382	5,628,574	5,350,170	4,683,394
Mowa or Mowia - - - - - "	459,167	344,335	144,389	44,121	255,146
Mustard - - - - - "	60,852	156,190	109,962	61,133	23,890
Poppy - - - - - "	846,439	586,315	738,150	864,748	777,647
Rape - - - - - "	7,319,084	4,753,685	2,249,797	1,889,007	3,559,870
Tea-seed - - - - - "	*	*	3,238	4,212	5,371
Til or Jijnji - - - - - "	2,424,280	2,324,793	2,461,445	1,586,526	2,011,036
Other sorts - - - - - "	116,193	72,933	36,571	15,947	9,426
	24,229,341	20,887,092	13,671,843	11,397,730	12,553,980

\* Not separately enumerated

## No. 8—continued.

VALUE OF EXPORTS OF PRINCIPAL ARTICLES OF INDIAN PRODUCE AND MANUFACTURE FROM  
British India—continued.

ARTICLES.	1893-94.	1894-95.	1895-96.	1896-97.	1897-98.
<b>V.—OILS:</b>					
Oils:					
Animal	2,808	445	409	169	17
Essential	48,899	49,333	52,935	23,260	34,425
Mineral	2,099	1,009	15,527	11,290	1,144
Paraffin wax	50,779	47,703	60,162	76,475	59,151
Vegetable, not Essential:					
Dregs of Jinjili Oil	13,068	12,540	17,934	17,952	74,895
Castor	236,902	256,625	201,547	233,079	258,254
Cocoanut	109,319	292,401	293,221	153,029	136,251
Earthnut	2,875	2,469	3,840	6,904	4,467
Linseed	4,428	19,295	24,205	29,248	31,118
Mustard or Rape	22,899	23,133	23,208	23,056	29,559
Til or Jinjili	22,899	34,745	32,358	25,029	19,965
Other sorts	41,805	35,318	13,361	9,298	2,429
Total Value of Oils	535,881	775,016	738,707	608,789	651,675
<b>VI.—RAW MATERIALS AND UNMANUFACTURED ARTICLES:</b>					
Bristles and fibres for brushes and brooms	*	*	80,263	93,734	104,435
Canes and Rattans	11,941	1,902	1,979	2,042	3,056
Caoutchouc	125,918	115,146	99,136	89,849	84,478
Coal and Coko	50,651	50,222	86,580	141,124	214,136
Cour	21,979	20,971	32,282	28,221	42,156
Cotton	13,296,670	8,703,356	14,090,193	12,970,089	8,871,313
Feathers	34,366	28,618	55,518	37,099	24,067
Fodder, bran, and cattle food, including hay and straw:					
Oilcake	140,378	140,266	175,055	191,767	138,373
Rice-bran	190,901	212,659	208,926	255,551	268,490
Other sorts	*	*	55,519	47,604	41,656
Gums and Resins	77,086	64,533	80,050	141,630	91,893
Hemp	143,734	186,446	240,183	231,118	193,314
Hides and Skins:					
Hides	1,948,482	2,088,918	2,610,344	2,541,044	3,374,932
Skins	618,968	790,658	1,017,949	693,532	1,119,365
Horns	188,137	199,526	209,367	167,324	155,782
Ivory	3,281	3,794	3,070	5,154	2,567
Jade-stones	43,465	45,306	54,615	61,512	60,010
Jewellery, &c.:					
Precious stones and Pearls, unset	9,873	8,465	14,915	13,868	12,363
Jute	8,524,130	10,575,977	9,992,861	10,550,577	10,129,992
Lac, stick and seed	8,182	11,565	7,395	16,617	10,256
Manures:					
Animal Bones	274,042	458,974	448,451	411,303	391,125
Other sorts (except oilcake)	6,762	19,583	11,953	11,904	4,125
Mica (commercially called Talc)	78,184	63,775	107,221	115,336	106,857
Natural History Specimens	47,409	35,133	40,340	34,130	32,901
Rags and other materials for making paper	15,135	4,264	6,744	3,389	6,120
Seeds:					
Essential:					
Ajama	1,659	4,107	6,260	5,230	4,040
Ajwan	398	269	390	693	931
Aniseed	598	1,014	1,294	1,095	1,373
Coriander	34,336	30,355	21,771	24,053	41,456
Cumin	18,605	23,091	26,405	21,131	27,427
"    black	872	1,438	1,731	946	637
Fennel	3,007	3,395	6,262	2,798	4,250
Fenugreek	917	902	1,266	1,408	994
Sawa or Dil	346	229	346	147	388
Other sorts	5,094	2,521	170	79	5,121
Castor	602,720	550,718	519,796	642,897	759,591
Cotton	9,223	19,312	9,870	6,009	7,631
Earthnuts	959,727	1,302,594	749,295	324,340	28,648
Linseed	7,508,840	6,745,849	4,130,996	3,555,457	2,869,532
Mowa or Mowra	211,827	156,103	68,211	21,372	95,797
Mustard	41,762	112,761	71,556	36,882	18,042
Poppy	614,082	457,437	643,790	680,596	558,718
Rape	4,734,513	2,859,622	1,400,929	1,294,791	2,472,175
Tea-seed	*	*	36,006	52,993	87,973
Til or Jinjili	1,930,500	1,880,835	2,001,155	1,328,296	1,602,573
Other sorts	74,225	48,968	19,933	10,167	6,783
	16,753,251	14,201,520	9,717,432	8,011,690	8,594,100

\* Not separately enumerated.



## No. 7—continued.

QUANTITY OF EXPORTS OF PRINCIPAL ARTICLES OF INDIAN PRODUCE AND MANUFACTURE FROM  
British India—continued.

ARTICLES.	1893-94.	1894-95.	1895-96.	1896-97.	1897-98.
<b>VI—RAW MATERIALS AND UNMANUFACTURED ARTICLES—continued</b>					
Silk					
Raw - - - - - Lbs.	613,330	510,800	707,683	595,433	622,587
Chasam (waste) - - - - - "	1,080,684	793,892	1,072,452	898,713	1,037,701
Cocoons - - - - - "	77,071	26,035	12,294	643	1,742
Stone and Marble - - - - - Cwt					
Tallow - - - - - "	7,381	4,465	6,217	9,824	19,596
Wax (excluding candles) - - - - - "	6,567	7,099	4,854	5,269	6,554
	5,816	7,487	5,882	3,142	3,337
Wood					
Teak - - - - - Cubic Tons	45,964	56,495	63,516	64,221	81,866
Other Timber - - - - - Tons	2,581	2,197	1,785	1,622	2,007
Ornamental					
Sandal - - - - - "	—	—	—	—	—
Ebony - - - - - "	—	—	—	—	—
Other sorts - - - - - "	—	—	—	—	—
Wool - - - - - Lbs	24,248,636	31,149,782	31,041,778	28,432,762	30,893,195
All other Articles - - - - - "	—	—	—	—	—
<b>VII—ARTICLES MANUFACTURED AND PARTLY MANUFACTURED:</b>					
Yarns and Textile Fabrics:					
Cotton					
Twist and Yarn - - - - - Lbs	134,066,243	158,853,716	184,362,076	195,995,635	199,945,745
Piece goods					
Grey (unbleached) - - - - - Yards	57,760,564	68,384,776	75,263,964	59,627,753	45,243,293
White (bleached) - - - - - "	142,017	297,418	146,346	224,979	276,497
Coloured, printed, or dyed - - - - - "	14,823,578	16,962,194	17,252,017	14,724,612	16,731,925
Hosiery, pure and mixed					
Handkerchiefs and Shawls in the piece - - - - - No	997,202	1,232,989	1,464,214	2,058,431	1,760,112
Thread, sewing - - - - - Lbs	58,061	87,963	71,366	66,713	89,348
Canvas - - - - - Yards	11,410	8,916	14,196	50,759	3,046
Other sorts - - - - - Lbs	2,683,734	2,475,254	3,145,355	1,461,446	2,939,790
Flax:					
Piece Goods - - - - - Yards	1,522	320	0	407	—
Other sorts (including bags and sacks) - - - - - Lbs	6,716	13,664	6,613	26,062	10,903
Hemp (excluding cordage) - - - - - "					
Jute					
Twist and Yarn - - - - - Lbs	20,570	1,179,169	5,369,378	3,798,440	4,052,630
Gunny Bags - - - - - No	131,266,827	143,444,320	168,247,453	165,945,531	197,619,914
Gunny Cloth - - - - - Yards	60,670,094	103,116,727	114,180,788	169,410,010	242,951,051
Rope and Twine - - - - - Cwt	5,251	11,899	20,489	18,894	28,913
Other sorts - - - - - "	—	—	—	—	—
Silk					
Piece goods - - - - - Yards	2,129,815	1,343,652	1,528,225	1,427,611	1,180,833
Goods of silk, mixed with other materials - - - - - "	345,535	373,933	341,147	221,262	161,058
Thread for sewing, &c. - - - - - Lbs.	20	114	3,205	14	3,005

## No. 8—continued.

VALUE OF EXPORTS OF PRINCIPAL ARTICLES OF INDIAN PRODUCE AND MANUFACTURE FROM  
British India—continued.

ARTICLES.	1893-94.	1894-95.	1895-96.	1896-97.	1897-98.
<b>VI.—RAW MATERIALS AND UNMANUFACTURED ARTICLES—continued.</b>					
Silk :					
Raw . . . . .	572,079	425,123	550,055	449,075	451,820
Chasam (waste) . . . . .	118,462	74,885	90,950	62,515	62,720
Cocoons . . . . .	7,558	2,001	1,164	71	310
Stone and Marble . . . . .	4,285	3,620	4,222	5,629	6,404
Tallow . . . . .	12,247	12,379	8,801	9,557	11,449
Wax (excluding candles) . . . . .	49,087	70,525	56,472	27,619	28,081
Wood :					
Teak . . . . .	457,447	570,130	670,974	686,483	954,652
Other Timber . . . . .	12,401	9,215	8,355	10,489	13,389
Ornamental :					
Sandal . . . . .	89,495	56,736	91,406	58,101	57,643
Ebony . . . . .	1,401	1,895	2,289	1,084	960
Other sorts . . . . .	5	218	82	3	90
Wool . . . . .	1,079,772	1,376,850	1,355,108	1,241,497	1,356,537
All other Articles . . . . .	154,238	182,738	79,908	75,742	79,564
Total Value of Raw Materials and Unmanufactured Articles . . . . .	45,161,402	40,817,892	42,368,127	39,495,063	37,101,781
<b>VII.—ARTICLES MANUFACTURED AND PARTLY MANUFACTURED :</b>					
Yarns and Textile Fabrics :					
Cotton :					
Twist and Yarn . . . . .	4,974,133	5,672,024	6,730,836	7,173,108	6,966,832
Piece goods :					
Grey (unbleached) . . . . .	695,950	832,087	959,538	739,257	542,080
White (bleached) . . . . .	7,865	8,874	5,367	5,803	10,023
Coloured, printed, or dyed . . . . .	470,706	530,878	534,058	458,784	512,787
Hosiery, pure and mixed . . . . .	7,575	8,581	7,075	6,769	3,674
Handkerchiefs and Shawls in the piece . . . . .	44,322	58,366	62,375	81,586	70,669
Thread, sewing . . . . .	4,515	7,561	5,341	4,555	6,811
Canvas . . . . .	452	254	547	487	101
Other sorts . . . . .	37,040	30,055	39,449	26,125	38,361
	1,268,425	1,476,656	1,613,750	1,323,366	1,184,506
Flax :					
Piece goods . . . . .	83	16	0	9	0
Other sorts (including bags and sacks) . . . . .	371	697	421	1,318	1,246
Hemp (excluding cordage) . . . . .	34	8	0	2	20
Jute :					
Twist and Yarn . . . . .	205	14,560	67,800	46,399	47,374
Gunny Bags . . . . .	2,870,624	3,199,806	3,543,011	3,518,780	3,716,546
Gunny Cloth . . . . .	563,018	985,032	1,116,767	1,630,357	2,141,605
Rope and Twine . . . . .	7,609	11,007	19,402	18,079	24,482
Other sorts . . . . .	330	429	464	315	849
	3,441,786	4,210,834	4,747,444	5,213,930	5,930,856
Silk .					
Piece goods . . . . .	200,717	130,702	147,787	135,822	108,862
Goods of silk mixed with other materials . . . . .	41,686	36,431	33,081	24,011	15,474
Thread for sewing, &c. . . . .	14	65	2,531	8	1,705
	242,417	167,198	183,399	159,841	126,041

## No. 7—concluded.

QUANTITY of EXPORTS of PRINCIPAL ARTICLES of INDIAN PRODUCE and MANUFACTURE from  
British India—concluded.

ARTICLES	1893-94.	1894-95.	1895-96.	1896-97.	1897-98.	
VII—ARTICLES MANUFACTURED AND PARTLY MANUFACTURED—continued.						
Yarns and Textile Fabrics—continued.						
Wool.						
Carpets and Rugs - - - - -	Lbs	*	1,026,388	1,267,756	1,433,057	1,729,596
Piece goods - - - - -	Yards	141,210	8,207	58,482	13,643	6,529
Shawls - - - - -	No.	5,788	4,718	4,539	3,563	6,936
Other sorts - - - - -	Lbs	981,264	159,814	75,194	46,217	72,014
Apparel (excluding hosiery) - - - - -	-	—	—	—	—	—
Books and Printed Matter (including maps and charts) - - - - -	Cwt	3,787	4,426	5,368	4,407	3,587
Cabinet-ware and Furniture - - - - -	-	—	—	—	—	—
Cord, manufactures of (excluding rope) - - - - -	Cwt	227,222	237,827	328,220	253,681	277,194
• Cordage and rope of vegetable fibre (excluding jute) - - - - -	"	27,885	27,074	34,102	40,929	37,504
Earthenware and Porcelain - - - - -	-	—	—	—	—	—
Glass and glassware - - - - -	-	—	—	—	—	—
Hides and Skins.						
Hides, dressed or tanned - - - - -	{ No. 1,089,887 =Cwt 72,056	{ 1,556,581 102,496	{ 2,263,778 152,651	{ 2,077,011 139,360	{ 2,484,929 172,242	
Skins, dressed or tanned - - - - -	{ No. 21,345,060 =Cwt 194,409	{ 23,137,628 212,539	{ 23,648,086 215,070	{ 21,864,100 202,366	{ 21,117,879 193,953	
Jewellery, &c.						
Jewellery - - - - -	-	—	—	—	—	
Plate - - - - -	-	—	—	—	—	
Lac						
Button - - - - -	Cwt.	27,272	27,857	38,972	28,021	27,038
Shell - - - - -	"	94,145	131,367	162,686	175,728	189,329
Other sorts, except dye, stick, and seed - - - - -	"	0	14	13	8	95
	"	121,417	159,238	201,671	203,757	216,462
Leather :						
Unwrought - - - - -	Cwt	3,145	828	345	1,427	5,975
Manufacture of						
Saddlery and Harness - - - - -	-	—	—	—	—	—
Other sorts - - - - -	-	—	—	—	—	—
Mats and Matting - - - - -	Sq. Yds.	144,722	85,554	207,934	162,861	215,685
Perfumery						
Musk - - - - -	Oz	1,031	1,156	584	399	1,151
Other sorts - - - - -	-	—	—	—	—	—
Soap - - - - -	Cwt	11,210	10,377	9,957	8,259	9,400
Toys and Requisites for Games - - - - -	-	—	—	—	—	—
Wood - - - - -	-	—	—	—	—	—
Articles (not specified) exported by Post - - - - -	-	—	—	—	—	—
All other Articles - - - - -	-	—	—	—	—	—

\* Not separately enumerated.

## No. 8—concluded.

VALUE of EXPORTS of PRINCIPAL ARTICLES of INDIAN PRODUCE and MANUFACTURE from  
British India—concluded.

ARTICLES.	1893-94.	1894-95	1895-96.	1896-97.	1897-98.
<b>VII.—ARTICLES MANUFACTURED AND PARTLY MANUFACTURED—continued.</b>					
Yarns and Textile Fabrics—continued.					
Wool :					
Carpets and Rugs	*	115,634	154,153	182,392	203,704
Piece goods	5,532	1,335	3,619	1,079	764
Shawls	28,192	24,562	18,990	15,476	15,918
Other sorts	112,938	9,811	6,123	3,085	3,513
	146,662	151,342	182,885	202,032	223,899
<b>Total Yarns and Textile Fabrics</b>	<b>10,073,911</b>	<b>11,678,775</b>	<b>13,458,735</b>	<b>14,073,606</b>	<b>14,433,400</b>
Apparel (excluding hosiery)	130,198	178,169	208,283	190,790	164,135
Books and Printed Matter (including maps and charts)	29,795	37,174	40,886	37,482	35,525
Cabinet-ware and Furniture	43,109	42,232	48,094	43,884	35,930
Coir, manufactures of (excluding rope)	213,782	222,461	313,126	240,032	273,420
Cordage and Rope of vegetable fibre (excluding jute)	37,307	37,170	43,444	53,060	50,590
Earthenware and Porcelain	4,584	4,612	5,137	4,573	4,163
Glass and glassware	4,698	5,457	5,999	5,159	4,687
Hides and Skins :					
Hides, dressed or tanned	407,138	586,653	876,327	798,410	986,699
Skins, dressed or tanned	2,826,739	3,093,711	3,134,858	2,968,384	2,836,538
Jewellery, &c. :					
Jewellery	48,296	24,791	25,393	24,142	24,376
Plate	10,202	14,691	14,511	10,119	11,436
Lac :					
Button	224,935	247,181	362,989	189,591	131,523
Shell	727,214	1,147,671	1,463,147	1,193,596	928,680
Other sorts, except dye, stick, and seed	0	57	70	58	461
	952,149	1,394,909	1,826,206	1,383,245	1,060,664
Leather :					
Unwrought	16,151	5,545	3,454	12,644	41,416
Manufactures of :					
Saddlery and Harness	2,572	3,287	3,136	2,972	3,000
Other sorts	677	1,580	5,464	4,022	3,548
	19,400	10,412	12,054	19,638	47,964
Mats and Matting	2,853	2,270	3,136	2,886	6,683
Perfumery :					
Musk	3,805	5,577	2,738	1,925	4,600
Other sorts	7,512	10,398	11,433	8,280	11,005
Soap	9,013	8,218	7,477	6,426	6,602
Toys and Requisites for Games	21,467	23,644	25,488	19,722	13,241
Wood	29,015	23,631	28,791	42,525	52,327
Articles (not specified) exported by Post	176,324	163,026	171,465	184,874	171,183
All other Articles	143,154	99,961	80,812	90,465	82,312
<b>Total Value of Articles Manufactured and Manufactured</b>	<b>15,194,451</b>	<b>17,668,142</b>	<b>20,344,393</b>	<b>20,209,627</b>	<b>20,317,480</b>
<b>GRAND TOTAL</b>	<b>102,015,615</b>	<b>103,757,585</b>	<b>109,545,624</b>	<b>99,880,660</b>	<b>93,786,101</b>

## QUANTITY of EXPORTS of PRINCIPAL ARTICLES of FOREIGN MERCHANDISE from British India

ARTICLES	1893-94.	1894-95.	1895-96.	1896-97.	1897-98
<b>I.—ANIMALS, LIVING</b>					
Horses - - - - - No	261	263	224	279	166
Other sorts - - - - - "	3	0	2	8	2
Total Number of Animals, Living - - - - - "	264	263	226	287	168
<b>II.—ARTICLES OF FOOD AND DRINK :</b>					
Coffee - - - - - Cwt.	4,082	13,477	7,533	5,189	8,100
Fruits and Vegetables - - - - -					
Grain and Pulse :					
Rice not in the husk - - - - - Cwt	1,816	14,109	10,182	6,940	87,891
Wheat - - - - - "	300	2,339	1,259	73	
Other sorts - - - - - "	1,626	2,821	640	6,958	7,019
	3,742	19,269	12,081	13,971	94,910
Liquors :					
Ale, Beer, Porter, Cider, &c - - - Gals	5,807	2,587	4,906	1,565	6,900
Spirits and Liqueurs .					
Brandy - - - - - "	1,531	1,994	2,689	1,025	4,411
Gin - - - - - "	133	273	198	331	188
Rum - - - - - "	46	16	394	37	1,315
Whisky - - - - - "	1,679	1,332	982	1,526	1,420
Other sorts - - - - - "	1,023	331	1,263	85	288
	4,412	3,946	5,526	3,004	7,622
Wines .					
Champagne - - - - - "	467	594	232	301	691
Claret - - - - - "	686	491	1,102	411	252
Port - - - - - "	291	290	495	166	275
Sherry - - - - - "	249	478	352	179	262
Other sorts - - - - - "	614	862	602	456	358
	2,307	2,715	2,783	1,513	1,838
Total Liquors - - - - -	12,526	9,248	13,215	6,082	16,360
Provisions :					
Fishmaws and Sharkfins - - - - - Lbs	905,693	977,232	1,017,010	901,918	1,042,538
Fruits and Vegetables—dried, salted, or preserved - - - - - Cwt	64,469	82,654	62,610	34,175	41,375
Ghi - - - - - Lbs	2,626	7,784	18,284	14,315	2,352
Fish, dry, salted - - - - - "	151,380	211,880	40,432	74,256	43,092
" " unsalted - - - - - "	50,540	103,173	163,267	259,328	19,800
Other sorts - - - - - Cwt	2,991	2,359	3,694	2,661	2,560
Spices :					
Betelnuts - - - - - Lbs	43,568	45,178	29,932	16,436	5,152
Cardamoms - - - - - "	1,462	3,263	1,058	1,825	4,251
Cloves - - - - - "	777,902	1,100,230	2,286,120	918,702	518,137
Nutmegs - - - - - "	107,400	78,066	59,782	26,843	45,291
Pepper - - - - - "	100,143	101,993	80,263	81,181	50,761
Other sorts - - - - - "	28,325	41,425	52,214	44,327	215,351
	1,058,800	1,370,155	2,509,369	1,089,314	838,943
Sugar :					
refined or crystallised, including sugar-candy and confectionery - - - Cwt	234,669	213,966	176,830	188,308	103,445
Tea - - - - - Lbs	3,575,141	4,339,953	4,369,878	4,573,733	2,669,765
Other articles - - - - -					

## No. 10.

## VALUE OF EXPORTS OF PRINCIPAL ARTICLES OF FOREIGN MERCHANDISE from British India.

ARTICLES.	1893-94.	1894-95.	1895-96.	1896-97.	1897-98.
<b>I.—ANIMALS, LIVING :</b>					
Horses - - - - -	8,658	15,975	8,977	12,473	6,060
Other sorts - - - - -	101	0	3	71	20
Total Value of Animals, Living - - -	8,759	15,975	8,980	12,544	6,080
<b>II.—ARTICLES OF FOOD AND DRINK :</b>					
Coffee - - - - -	26,863	86,182	46,694	34,081	41,441
Fruits and Vegetables - - - - -	2,613	3,130	1,561	27	25
<b>Grain and Pulse:</b>					
Rice not in the husk - - - - -	1,031	8,188	5,720	4,086	54,618
Wheat - - - - -	100	976	480	55	0
Other sorts - - - - -	520	743	193	3,015	3,055
	1,651	9,907	6,393	7,156	57,673
<b>Liquors :</b>					
Ale, Beer, Porter, Cider, &c. - - - -	728	450	756	287	1,148
<b>Spirits and Liqueurs :</b>					
Brandy - - - - -	1,247	1,778	1,728	852	2,931
Gin - - - - -	53	170	121	145	102
Rum - - - - -	17	21	100	43	367
Whisky - - - - -	1,155	1,298	870	1,318	1,225
Other sorts - - - - -	767	302	948	135	254
	3,239	3,569	3,767	2,493	4,879
<b>Wines :</b>					
Champagne - - - - -	1,110	1,629	618	790	1,767
Claret - - - - -	483	314	742	360	193
Port - - - - -	269	374	588	264	336
Sherry - - - - -	238	367	416	194	206
Other sorts - - - - -	597	494	470	464	352
	2,697	3,178	2,834	2,081	2,854
Total Liquors - - - - -	6,664	7,197	7,357	4,861	8,881
<b>Provisions :</b>					
Fishmaws and Sharkfins - - - - -	51,505	51,893	52,378	46,891	60,875
Fruits and Vegetables—dried, salted, or preserved - - - - -	60,216	67,802	59,626	35,595	42,272
Ghi - - - - -	105	296	688	562	84
Fish, dry, salted - - - - -	1,048	1,266	291	362	320
" " unsalted - - - - -	672	1,146	1,084	1,828	268
Other sorts - - - - -	10,986	8,476	11,348	9,553	8,795
	124,532	130,879	125,415	94,791	112,614
<b>Spices :</b>					
Betelnuts - - - - -	398	470	428	145	44
Cardamoms - - - - -	77	483	124	289	859
Cloves - - - - -	14,678	18,731	40,412	14,738	8,398
Nutmegs - - - - -	10,687	7,329	4,876	1,831	2,932
Pepper - - - - -	1,962	1,726	1,257	1,349	938
Other sorts - - - - -	1,967	1,637	1,810	1,008	3,024
	29,769	30,376	48,907	19,360	16,195
<b>Sugar :</b>					
Refined or crystallised, including sugar-candy and confectionery - - - - -	338,162	271,534	216,572	227,888	118,939
Tea - - - - -	343,158	432,854	361,085	371,233	215,494
Other articles - - - - -	266	62	106	459	195
Total Value of Articles of Food and Drink -	873,678	972,121	814,090	759,856	571,457

## No. 9—continued.

QUANTITY of EXPORTS of PRINCIPAL ARTICLES of FOREIGN MERCHANDISE from British India—  
continued.

ARTICLES.	1893-94.	1894-95.	1895-96.	1896-97.	1897-98.
III.—METALS AND MANUFACTURES OF.					
Metals					
Brass.					
Wrought - - - - - Cwt.	428	417	419	367	463
Copper					
Unwrought					
Tiles, ingots, cakes, and bricks ..	0	3	701	2,256	—
Wrought:					
Lametta - - - - - ..	18	4	12	26	—
Mixed or Yellow Metal, for sheathing - - - - - ..	1,010	1,816	1,393	697	1,125
Sheets and other manufactures ..	10,919	7,418	10,003	7,232	6,731
..	13,443	9,233	12,109	10,211	7,856
Iron -					
Old, for re-manufacture - - ..	165,870	143,058	175,819	258,627	205,525
Wrought:					
Anchors, Cables, and Kentledge ..	317	1,049	678	752	648
Bar - - - - - ..	21,164	23,297	34,424	20,544	24,196
Angle, Bolt, and Rod - - - ..	3,151	3,067	5,370	2,251	4,073
Sheets and Plates - - - - - ..	8,971	8,358	17,318	7,058	6,504
Hoop - - - - - ..	1,168	328	238	591	739
Nails, Screws, Rivets, and Washers ..	4,879	3,835	6,301	4,315	4,335
Wire - - - - - ..	389	329	680	1,235	506
Pipes and Tubes - - - - - ..	819	738	1,314	1,748	580
Other manufactures of wrought or cast iron, or of iron mixed with steel ..	805	1,239	996	410	932
..	207,533	185,298	243,138	297,531	248,038
Lead.					
Ore - - - - - ..	199	154	261	140	144
Pig - - - - - ..	4,099	2,608	2,846	17,458	7,313
Wrought					
Sheets, Pipes, Tubes, &c - - ..	779	262	405	84	53
Other sorts - - - - - ..	420	800	0	0	0
..	5,497	3,824	3,512	17,682	7,510
Quicksilver - - - - - Lbs.					
	4,425	4,896	4,160	6,306	3,166
Steel.					
Hoop - - - - - ..	194	1,240	36	0	0
Other sorts - - - - - ..	3,969	1,708	4,769	1,761	2,662
..	4,163	2,948	4,805	1,761	2,662
Tin.					
Unwrought (block) - - - - - ..	3,159	2,932	3,252	2,044	1,609
Zinc or Spelter.					
Unwrought - - - - - ..	311	129	214	64	40
Wrought or manufactured - - ..	44	129	231	120	151
Other sorts - - - - - ..	516	67	305	423	183
..	871	325	750	607	374
Unenumerated - - - - - ..	1,596	47	28	1,069	97
Total Metals - - - - -	235,233	205,076	268,050	331,328	268,637
Hardware and Cutlery (including plated ware)	—	—	—	—	—
Machinery and Millwork.					
Steam-engines and parts - - - -	—	—	—	—	—
Other sorts - - - - - ..	—	—	—	—	—

## No. 10—continued.

VALUE of EXPORTS of PRINCIPAL ARTICLES of FOREIGN MERCHANDISE from British India—  
continued.

ARTICLES.	1893-94.	1894-95.	1895-96.	1896-97.	1897-98.
<b>III.—METALS AND MANUFACTURES OF :</b>					
<b>Metals :</b>					
<b>Brass :</b>					
Wrought . . . . .	2,429	2,749	2,780	2,250	2,609
<b>Copper :</b>					
<b>Unwrought :</b>					
Tiles, ingots, cakes, and bricks . . . . .	0	12	2,663	9,026	0
<b>Wrought :</b>					
Lametta . . . . .	324	100	225	229	0
Mixed or Yellow Metal, for sheathing . . . . .	3,988	7,080	5,794	2,916	4,679
Sheets and other manufactures . . . . .	47,610	33,332	49,023	34,575	31,551
	51,922	40,524	57,705	46,746	36,230
<b>Iron :</b>					
Old, for re-manufacture . . . . .	30,363	27,817	35,252	52,483	41,538
<b>Wrought :</b>					
Anchors, Cables, and Kentledge . . . . .	423	1,231	758	1,029	828
Bar . . . . .	13,175	14,597	21,688	13,108	15,355
Angle, Bolt, and Rod . . . . .	2,073	1,946	3,362	1,477	2,690
Sheets and Plates . . . . .	9,616	8,777	17,885	7,125	6,124
Hoop . . . . .	605	195	140	394	469
Nails, Screws, Rivets, and Washers . . . . .	4,975	3,971	6,079	4,256	4,311
Wire . . . . .	518	431	806	1,496	583
Pipes and Tubes . . . . .	668	708	1,331	1,061	623
Other manufactures of wrought or cast iron, or of iron mixed with steel . . . . .	861	745	861	376	969
	63,277	60,418	88,162	82,805	73,490
<b>Lead :</b>					
Ore . . . . .	238	192	314	179	165
Pig . . . . .	3,978	2,559	3,007	12,814	5,866
<b>Wrought :</b>					
Sheets, Pipes, Tubes, &c. . . . .	998	376	940	111	94
Other sorts . . . . .	323	725	0	0	0
	5,337	3,852	4,261	13,104	6,125
Quicksilver . . . . .	665	763	667	1,047	499
<b>Steel :</b>					
Hoop . . . . .	144	927	33	0	0
Other sorts . . . . .	3,798	1,452	4,086	1,712	2,316
	3,942	2,379	4,119	1,712	2,316
<b>Tin :</b>					
Unwrought (block) . . . . .	21,788	20,358	21,174	12,800	9,765
<b>Zinc or Spelter :</b>					
Unwrought . . . . .	507	205	344	112	78
Wrought or manufactured . . . . .	54	258	389	199	251
Other sorts . . . . .	536	91	452	710	438
	1,097	554	1,185	1,021	767
Unenumerated . . . . .	1,780	446	300	1,282	1,732
<b>Total Metals . . . . .</b>	<b>152,437</b>	<b>132,043</b>	<b>180,353</b>	<b>162,767</b>	<b>133,533</b>
<b>Hardware and Cutlery (including plated ware)</b>	<b>77,176</b>	<b>69,505</b>	<b>81,921</b>	<b>81,270</b>	<b>77,423</b>
<b>Machinery and Millwork :</b>					
Steam-engines and parts . . . . .	8,377	6,561	7,221	8,683	7,608
Other sorts . . . . .	12,985	8,462	10,742	8,616	18,309
	21,362	15,023	17,963	17,299	25,917
<b>Total Value of Metals and Manufactures of</b>	<b>250,975</b>	<b>216,571</b>	<b>280,237</b>	<b>261,336</b>	<b>236,873</b>



## No. 9—continued.

QUANTITY OF EXPORTS OF PRINCIPAL ARTICLES OF FOREIGN MERCHANDISE from British India—  
continued.

ARTICLES.	1893-94.	1894-95.	1895-96.	1896-97.	1897-98.
<b>IV—CHEMICALS, DRUGS, MEDICINES AND NARCOTICS, AND DYEING AND TANNING MATERIALS:</b>					
Chemicals:					
Alum - - - - - Cwt.	4,688	4,286	4,306	3,234	3,050
Arsenic - - - - - "	247	420	257	131	212
Copperas - - - - - "	3,017	2,217	3,412	3,064	2,908
Sal Ammoniac - - - - - "	830	1,500	987	1,052	1,040
Sulphuric Acid - - - - - "	257	211	418	165	358
Other sorts - - - - - "	—	—	—	—	—
Drugs, Medicines, and Narcotics:					
Aloes - - - - - Cwt.	385	668	253	240	827
Asafetida - - - - - "	2,067	2,397	2,550	2,013	2,772
Camphor - - - - - Lbs.	49,864	53,882	23,753	50,433	55,857
Cassia lignea - - - - - Cwt.	3,053	8,391	3,643	3,295	4,552
Galangal - - - - - "	732	934	468	81	360
Quinine - - - - - Lbs.	275	687	1,443	732	269
Other sorts - - - - - "	—	—	—	—	—
Tobacco:					
Unmanufactured - - - - - Lbs.	2,051	3,833	1,766	332	12,594
Manufactured - - - - - "	15,445	10,286	21,095	12,363	12,383
	17,496	14,119	22,861	12,695	24,977
Dyeing and Tanning Materials:					
Aniline and Alizarine Dyes - - - - - Lbs.	106,638	90,654	95,453	205,391	117,855
Cochineal - - - - - Cwt.	58	13	77	45	30
Gambier - - - - - "	177	288	195	244	382
Madder or Manjit - - - - - "	411	922	501	513	373
Saffron - - - - - "	32	26	23	18	22
Other sorts - - - - - "	1,729	1,395	1,144	1,207	947
<b>V—OILS:</b>					
Oils					
Essential - - - - - Gals.	4,324	940	348	283	342
Mineral					
Kerosene - - - - - "	820,033	850,462	508,183	721,848	621,270
Other sorts - - - - - "	6,623	13,579	47,027	48,757	54,689
Other sorts - - - - - "	20,264	6,473	3,772	4,293	9,281
Total Quantity of Oils - - - - - "	851,244	871,454	559,330	775,181	685,582
<b>VI.—RAW MATERIALS AND UNMANUFACTURED ARTICLES:</b>					
Canes and Rattans - - - - - Cwt.	4,195	917	1,009	1,851	432
Caoutchouc - - - - - "	147	19	92	0	69
Coal, Coke, and Patent Fuel - - - - - Tons.	24	58	203	790	6
Cotton - - - - - Cwt.	5,264	1,921	291	728	473
Gums and Resins:					
Arabic - - - - - Cwt.	7,872	6,278	11,400	7,391	5,951
Benjamin - - - - - "	1,129	1,246	1,268	741	543
Olibanum or Frankincense - - - - - "	22,030	28,432	25,205	19,062	20,218
Rosin - - - - - "	1,415	964	1,026	917	1,540
Other sorts - - - - - "	6,660	10,626	6,822	5,770	7,235
	39,106	47,546	45,721	33,881	35,487
Hides and Skins - - - - - { No. 421 2,350 4,520 3,606 4,056 =Cwt. 108 41 304 85 214 Horns - - - - - " 226 344 363 325 363 Ivory - - - - - Lbs. 181,295 192,965 173,499 159,615 131,467					
Jewellery, &c.:					
Precious Stones and Pearls, unset - - - - -	—	—	—	—	—
Pitch, Tar, and Dammer - - - - - Cwt.	1,680	1,190	1,964	1,549	1,459

## No. 10—continued.

VALUE OF EXPORTS OF PRINCIPAL ARTICLES OF FOREIGN MERCHANDISE from British India—  
continued.

ARTICLES.	1893-94.	1894-95.	1895-96.	1896-97.	1897-98.
<b>IV.—CHEMICALS, DRUGS, MEDICINES AND NARCOTICS, AND DYEING AND TANNING MATERIALS :</b>					
Chemicals :					
Alum . . . . .	2,146	2,164	2,187	1,648	1,528
Arsenic . . . . .	470	916	607	309	539
Copperas . . . . .	1,286	1,028	1,408	1,391	1,229
Sal Ammoniac . . . . .	2,483	4,823	3,479	4,008	3,858
Sulphuric Acid . . . . .	348	301	602	228	501
Other sorts . . . . .	1,540	1,837	2,930	2,611	2,549
	8,273	11,069	11,213	10,195	10,204
Drugs, Medicines, and Narcotics :					
Aloes . . . . .	1,487	2,398	1,093	753	3,465
Asafetida . . . . .	6,136	7,122	8,213	7,069	9,671
Camphor . . . . .	4,709	4,695	2,981	6,046	5,150
Cassia lignea . . . . .	6,339	18,330	8,725	7,876	12,440
Galangal . . . . .	648	842	402	74	337
Quinine . . . . .	550	1,360	2,663	1,467	521
Other sorts . . . . .	19,665	13,745	18,489	10,674	10,091
	39,534	48,492	42,566	33,959	41,675
Tobacco :					
Unmanufactured . . . . .	252	1,476	278	133	1,503
Manufactured . . . . .	2,491	2,434	3,587	2,720	2,808
	2,743	3,910	3,865	2,853	4,311
Dyeing and Tanning Materials :					
Aniline and Alizarine Dyes . . . . .	10,006	13,615	12,834	20,382	18,262
Cochineal . . . . .	729	182	1,073	648	337
Gambier . . . . .	348	533	413	527	749
Madder or Manjit . . . . .	460	1,037	615	563	426
Saffron . . . . .	3,993	3,429	3,784	3,208	4,970
Other sorts . . . . .	4,350	4,129	3,673	4,148	3,237
	19,886	22,925	22,392	29,476	28,031
Total Value of Chemicals, Drugs, Medicines and Narcotics, and Dyeing and Tanning Materials . . . . .	70,436	86,396	80,036	76,483	84,221
<b>V.—OILS :</b>					
Oils :					
Essential . . . . .	3,824	775	919	579	1,027
Mineral :					
Kerosene . . . . .	33,445	33,832	25,726	36,607	26,130
Other sorts . . . . .	951	1,850	4,571	4,650	5,365
Other sorts . . . . .	2,889	1,034	705	745	2,088
Total Value of Oils . . . . .	41,109	37,491	31,921	42,581	34,610
<b>VI.—RAW MATERIALS AND UNMANUFACTURED ARTICLES :</b>					
Canes and Rattans . . . . .	6,374	1,235	1,729	3,447	1,031
Caoutchouc . . . . .	2,231	63	479	0	300
Coal, Coke, and Patent Fuel . . . . .	110	129	342	2,048	14
Cotton . . . . .	14,099	4,377	673	1,817	1,144
Gums and Resins :					
Arabic . . . . .	14,634	13,466	17,299	11,575	8,549
Benjamin . . . . .	3,541	3,760	4,286	2,883	1,858
Olbanum or Frankincense . . . . .	40,821	47,683	44,394	32,231	36,317
Rosin . . . . .	698	494	526	499	795
Other sorts . . . . .	10,655	17,244	9,082	7,729	11,403
	70,349	82,647	75,587	54,907	58,922
Hides and Skins . . . . .	302	176	1,205	320	596
Horns . . . . .	3,742	7,072	7,988	7,645	8,173
Ivory . . . . .	111,261	101,790	96,345	94,261	66,747
Jewellery, &c. :					
Precious Stones and Pearls, unset . . . . .	16,752	7,508	14,436	14,397	12,805
Pitch, Tar, and Dammer . . . . .	626	550	833	659	635

## No. 9—continued.

QUANTITY of EXPORTS of PRINCIPAL ARTICLES of FOREIGN MERCHANDISE from British India  
—continued.

ARTICLES	1893-94.	1894-95.	1895-96.	1896-97.	1897-98.
<b>VI—RAW MATERIALS AND UNMANUFACTURED ARTICLES—continued.</b>					
Seeds					
Rape . . . . . Cwt.	7,997	941	1,573	2,004	8,511
Other sorts . . . . . "	1,267	2,167	1,465	1,011	829
	9,264	3,108	3,038	3,015	9,340
Shells and Cowries . . . . .	—	—	—	—	—
Silk . . . . . Lbs.	113,069	95,542	60,680	88,650	66,654
Stone and Marble . . . . . Cwt.	214	272	432	170	32
Wax (excluding candles) . . . . . "	4	270	151	6	154
Wood :					
Teak . . . . . Cubic Tons	16	23	255	194	69
Other Timber . . . . . "	156	277	645	358	121
Wool . . . . . Lbs.	12,572,672	13,550,666	16,000,896	13,011,377	14,069,037
All other Articles . . . . .	—	—	—	—	—
<b>VII.—ARTICLES MANUFACTURED AND PARTLY MANUFACTURED :</b>					
* Yarns and Textile Fabrics :					
Cotton					
Twist and Yarn . . . . . Lbs.	1,108,901	1,752,505	1,131,072	1,395,662	1,779,893
Piece goods :					
Grey (unbleached) . . . . . Yards	19,005,657	26,514,567	18,285,088	14,891,312	12,678,638
White (bleached) . . . . . "	14,325,211	16,858,154	14,195,372	11,163,728	9,854,783
Coloured, printed, or dyed . . . . . "	50,455,322	64,076,817	60,209,454	44,257,498	46,412,429
Lace and Patent Net . . . . . Yards	18,872	21,742	10,487	6,838	5,883
Handkerchiefs and Shawls in the piece . . . . . No.	1,358,986	1,627,881	1,544,336	1,164,566	998,166
Hosiery, pure and mixed . . . . .	—	—	—	—	—
Thread, sewing . . . . . Lbs.	90,045	92,350	88,761	109,752	87,803
Canvas . . . . . Yards	5,967	3,499	4,490	2,172	3,661
Other Sorts . . . . . Lbs.	36,453	15,179	16,123	16,305	45,445
Flax :					
Piece goods . . . . . Yards	2,837	4,386	3,633	1,689	1,060
Canvas . . . . . "	13,620	9,880	14,028	13,201	2,974
Other sorts (including bags and sacks) . . . . . Lbs.	34,078	20,494	7,716	4,444	3,050
Hemp (excluding cordage) . . . . .					
Jute . . . . .	—	—	—	—	—
Silk :					
Piece goods . . . . . Yards	742,134	1,117,833	1,208,817	1,067,520	700,146
Goods of silk mixed with other materials . . . . . "	99,683	38,514	50,828	104,865	46,413
Thread for sewing, &c . . . . . Lbs.	1,255	2,005	254	276	1,270
Wool :					
Piece goods . . . . . Yards	455,486	435,471	489,332	377,551	216,796
Shawls . . . . . No.	36,116	35,483	12,554	4,353	7,672
Other sorts . . . . . Lbs.	139,766	110,027	76,228	47,089	30,747
Apparel (including haberdashery, millinery, boots and shoes, &c., but excluding hosiery) . . . . .					
Arms, Ammunition, &c. (excluding military accoutrements)					
Fire-arms and parts thereof . . . . .	—	—	—	—	—
Other sorts . . . . .	—	—	—	—	—

## No. 10—continued.

VALUE of EXPORTS of PRINCIPAL ARTICLES of FOREIGN MERCHANDISE from British India—  
continued.

ARTICLES.	1893-94.	1894-95.	1895-96.	1896-97.	1897-98.
<b>VI.—RAW MATERIALS AND UNMANUFACTURED ARTICLES—continued.</b>					
Seeds:					
Rape . . . . .	6,399	526	944	1,204	5,408
Other sorts . . . . .	2,084	3,996	3,285	1,991	1,308
	8,483	4,522	4,229	3,195	6,716
Shells and Cowries . . . . .	39,178	36,666	30,564	19,587	20,136
Silk . . . . .	34,981	25,152	19,569	25,069	18,700
Stone and Marble . . . . .	831	297	457	539	67
Wax (excluding candles) . . . . .	11	2,154	943	19	486
Wood:					
Teak . . . . .	194	149	1,820	1,518	645
Other Timber . . . . .	940	1,456	3,213	1,796	814
Wool . . . . .	609,310	639,236	760,819	608,004	644,085
All other Articles . . . . .	680	835	746	1,241	902
Total Value of Raw Materials and Unmanufactured Articles . . . . .	920,454	916,514	1,021,977	840,469	842,918
<b>VII.—ARTICLES MANUFACTURED AND PARTLY MANUFACTURED.</b>					
Yarns and Textile Fabrics:					
Cotton:					
Twist and Yarn . . . . .	79,966	111,602	70,717	89,147	103,347
Piece goods					
Grey (unbleached) . . . . .	276,340	393,292	237,726	191,006	157,749
White (bleached) . . . . .	236,106	281,681	221,431	171,793	142,564
Coloured, printed, or dyed . . . . .	1,077,342	1,384,868	1,287,940	960,078	969,394
Lace and Patent Net . . . . .	356	630	224	210	114
Handkerchiefs and Shawls in the piece . . . . .	30,457	38,144	27,649	22,834	17,094
Hosiery, pure and mixed . . . . .	13,794	13,209	18,483	17,759	14,376
Thread, sewing . . . . .	9,672	10,502	10,537	12,583	9,326
Canvas . . . . .	133	289	467	50	151
Other sorts . . . . .	1,731	563	541	1,245	2,145
	1,645,931	2,123,178	1,804,938	1,377,558	1,312,913
Flax:					
Piece goods . . . . .	136	211	171	100	42
Canvas . . . . .	600	411	649	808	190
Other sorts (including bags and sacks) . . . . .	2,891	2,578	835	485	307
	3,627	3,200	1,655	1,393	539
Hemp (excluding cordage) . . . . .	79	0	0	36	91
Jute . . . . .	171	185	353	579	108
Silk:					
Piece goods . . . . .	59,306	84,340	84,255	72,898	55,901
Goods of silk mixed with other materials . . . . .	10,567	4,094	4,361	6,142	2,120
Thread for sewing, &c. . . . .	805	1,679	154	202	294
	70,678	90,113	88,770	79,242	58,315
Wool:					
Piece goods . . . . .	51,964	43,454	45,050	38,384	23,872
Shawls . . . . .	4,851	5,185	3,679	1,856	1,372
Other sorts . . . . .	15,235	14,456	9,058	8,637	4,163
	72,050	63,095	57,787	48,877	29,407
Total Yarns and Textile Fabrics . . . . .	1,872,502	2,391,373	2,024,220	1,596,832	1,504,720
Apparel (including haberdashery, millinery, boots and shoes, &c., but excluding hosiery)	126,662	131,665	154,111	170,680	144,093
Arms, Ammunition, &c. (excluding military accoutrements):					
Fire-arms and parts thereof . . . . .	10,995	11,286	13,170	13,090	10,766
Other sorts . . . . .	944	1,484	3,336	1,704	765
	11,939	12,770	16,506	14,794	11,531

## No. 9—concluded.

QUANTITY of EXPORTS of PRINCIPAL ARTICLES of FOREIGN MERCHANDISE from British India—  
concluded.

ARTICLES.	1893-94.	1894-95.	1895-96.	1896-97.	1897-98.
<b>VII.—ARTICLES MANUFACTURED AND PARTLY MANUFACTURED—continued.</b>					
Art, works of . . . . .	—	—	—	—	—
Books and Printed Matter (including maps and charts) . . . . . Cwt.	1,176	1,075	994	1,191	1,307
Building and Engineering Materials . . . . .	—	—	—	—	—
Cabinet-ware and Furniture . . . . .	—	—	—	—	—
Candles . . . . . Lbs.	84,224	110,173	161,359	67,181	47,871
Caoutchouc, manufactures of . . . . .	—	—	—	—	—
Carriages, Carts, &c. (excluding railway carriages), and parts thereof . . . . .	—	—	—	—	—
Chinese and Japanese-ware (including lacquered-ware, but not earthenware and porcelain) . . . . .	—	—	—	—	—
Clocks and Watches . . . . . No.	3,291	3,835	4,577	2,857	1,872
Corals, Real . . . . . Lbs.	27,854	27,733	22,634	35,030	40,124
Cordage and Rope of vegetable fibre (excluding jute) . . . . . Cwt.	278	153	103	169	304
Earthenware and Porcelain . . . . . "	—	—	—	—	—
Fireworks . . . . . "	—	—	—	—	—
<b>Glass.</b>					
Sheet and Plate . . . . . Supl. Feet	155,970	208,042	188,604	115,506	119,457
Beads and False Pearls . . . . . Cwt.	1,897	1,016	776	911	743
Bottles, common . . . . . { =Gross	889	702	490	878	408
Other ware . . . . .	529	483	355	570	283
<b>Instruments and Apparatus</b>					
Musical . . . . .	—	—	—	—	—
Photographic . . . . .	—	—	—	—	—
Scientific, Philosophical, &c. . . . .	—	—	—	—	—
<b>Jewellery, &amp;c.</b>					
Jewellery . . . . .	—	—	—	—	—
Plate . . . . .	—	—	—	—	—
<b>Leather.</b>					
Unwrought . . . . . Cwt	20	9	2	21	21
Manufactures (excluding boots and shoes) . . . . .	—	—	—	—	—
<b>Matches</b>					
Mats and Matting . . . . . Sq. Yds	17,926	27,268	31,585	24,756	37,648
Paints and Colours . . . . . Cwt	3,860	3,402	2,640	2,432	2,732
<b>Paper and Pasteboard</b>					
Printing Paper . . . . . Cwt	333	333	219	335	152
Writing Paper and Envelopes . . . . .	—	—	—	—	—
Other sorts . . . . . Cwt.	224	256	580	409	255
<b>Perfumery</b>					
Printing and Lithographing materials (other than paper) . . . . .	—	—	—	—	—
Soap . . . . . Cwt	1,349	1,167	1,320	1,708	622
Stationery (excluding paper) . . . . .	—	—	—	—	—
Toys and Requisites for Games . . . . .	—	—	—	—	—
Umbrellas . . . . .	72,401	58,880	85,521	51,056	78,891
Wood, manufactures of . . . . .	—	—	—	—	—
Articles (not specified) exported by Post . . . . .	—	—	—	—	—
All other Articles . . . . .	—	—	—	—	—

## No. 10—concluded.

VALUE OF EXPORTS OF PRINCIPAL ARTICLES OF FOREIGN MERCHANDISE from British India—  
concluded.

ARTICLES.	1893-94.	1894-95.	1895-96.	1896-97.	1897-98.
<b>VII.—ARTICLES MANUFACTURED AND PARTLY MANUFACTURED—continued.</b>					
Art, works of	10,578	4,519	8,532	6,743	7,377
Books and Printed Matter (including maps and charts)	15,718	17,147	16,258	19,543	19,898
Building and Engineering Materials	802	781	1,032	662	1,071
Cabinet-ware and Furniture	13,495	14,233	15,066	11,946	20,590
Candles	2,905	3,883	6,069	2,258	1,507
Caoutchouc, manufactures of	3,560	1,158	535	1,270	200
Carriages, Carts, &c. (excluding railway carriages), and parts thereof	1,348	1,770	3,825	6,531	6,131
Chinese and Japanese-ware (including lacquered-ware, but not earthenware and porcelain)	3,550	5,275	6,458	3,756	3,990
Clocks and Watches	4,240	5,120	5,942	3,724	3,168
Corals, Real	15,675	29,941	12,862	20,960	26,444
Cordage and Rope of vegetable fibre (excluding jute)	846	466	369	681	864
Earthenware and Porcelain	260	59	50	95	46
Fireworks	24,939	26,274	33,005	26,296	25,512
	1,962	1,054	700	596	484
<b>Glass :</b>					
Sheet and Plate	1,623	1,939	2,070	1,132	1,276
Beads and False Pearls	11,701	8,457	5,912	5,463	4,331
Bottles, common	1,321	1,213	1,073	1,235	757
Other ware	29,029	27,884	29,103	28,758	27,747
	43,674	39,493	38,158	36,588	34,111
<b>Instruments and Apparatus :</b>					
Musical	5,788	6,479	7,777	7,287	6,649
Photographic	901	1,920	1,462	1,757	2,268
Scientific, Philosophical, &c	3,498	4,316	4,479	5,116	11,009
	10,187	12,715	13,718	14,160	19,926
<b>Jewellery, &amp;c. :</b>					
Jewellery	8,208	24,662	17,741	16,689	22,791
Plate	3,595	2,722	6,385	4,494	8,267
<b>Leather :</b>					
Unwrought	415	267	67	415	550
Manufactures (excluding boots and shoes)	3,168	4,429	4,354	4,718	4,096
	3,583	4,696	4,421	5,133	4,646
<b>Matches</b>	12,100	10,112	14,849	7,635	8,892
<b>Mats and Matting</b>	737	1,051	1,148	854	1,635
<b>Paints and Colours</b>	6,831	6,068	6,074	5,647	4,692
<b>Paper and Pasteboard :</b>					
Printing Paper	1,066	659	460	536	245
Writing Paper and Envelopes	5,774	6,111	4,890	3,150	3,288
Other sorts	593	745	1,438	848	533
	7,433	7,515	6,788	4,534	4,066
<b>Perfumery</b>	5,105	5,027	6,693	4,852	3,533
<b>Printing and Lithographing materials (other than Paper)</b>	504	285	1,577	282	375
<b>Soap</b>	2,872	3,151	2,505	3,237	2,002
<b>Stationery (excluding Paper)</b>	12,426	12,889	15,366	12,248	14,965
<b>Toys and Requisites for Games</b>	5,381	4,989	5,387	6,698	4,243
<b>Umbrellas</b>	9,089	7,453	10,378	6,259	9,205
<b>Wood, manufactures of</b>	4,906	1,651	1,506	1,830	1,935
<b>Articles (not specified) exported by Post</b>	6,579	8,788	7,799	2,854	6,057
<b>All other Articles</b>	12,633	11,650	14,292	19,102	46,092
<b>Total Value of Articles Manufactured and partly Manufactured</b>	2,266,564	2,812,346	2,480,275	2,040,368	1,975,013
<b>GRAND TOTAL</b>	4,431,975	5,057,414	4,717,516	4,033,637	3,751,172

## No. 11.

QUANTITY and VALUE of IMPORTS and EXPORTS of PRINCIPAL ARTICLES in 1897-98,  
distinguishing COUNTRIES.

ARTICLES AND COUNTRIES.	IMPORTS.		EXPORTS	
	Quantity.	Value.	Quantity.	Value.
<b>I.—ANIMALS LIVING.</b>				
<b>HORSES:</b>				
United Kingdom - - - - - No.	79	6,784	9	990
Gibraltar - - - - - "	1	44		
Aden - - - - - "	2	20		
Ceylon - - - - - "	59	2,147	244	4,406
Straits Settlements - - - - - "	8	350	32	1,320
Mauritius - - - - - "			2	90
Australia - - - - - "	3,657	172,330	9	580
Austria-Hungary - - - - - "	23	2,010	...	
Germany - - - - - "			1	300
Arabia - - - - - "	21	590		
Persia - - - - - "	86	2,580	3	300
Turkey in Asia - - - - - "	1,046	31,420		
Egypt - - - - - "			1	50
Zanzibar - - - - - "			13	280
Other Countries - - - - - "			2	20
	4,982	218,275	316	8,336
<b>OTHER KINDS</b>				
United Kingdom - - - - - No.	450	5,095	919	680
Aden - - - - - "	1	3	1	5
Ceylon - - - - - "	1,731	1,571	169,173	95,586
China, Hong Kong - - - - - "	...		29	169
Straits Settlements - - - - - "	21	6	34,067	38,770
Mauritius - - - - - "			22	70
Australia - - - - - "	53	392	2	30
Austria-Hungary - - - - - "	13	137	20	9
Germany - - - - - "	2	7	3	15
Italy - - - - - "	15	750	..	..
Arabia - - - - - "	193	577	1	2
Mekran and Sommani - - - - - "	19	53		
Persia - - - - - "	34	705		
Siam - - - - - "	27	48		
Sumatra - - - - - "	..		311	1,395
Turkey in Asia - - - - - "	4	12		
Zanzibar - - - - - "	..		170	1,020
United States - - - - - "	..		267	31
Other Countries - - - - - "	..		252	1,384
	2,563	9,356	205,237	139,166
<b>TOTAL ANIMALS LIVING - No</b>	<b>7,545</b>	<b>227,631</b>	<b>205,553</b>	<b>147,502</b>
<b>II. ARTICLES OF FOOD AND DRINK:</b>				
<b>COFFEE.</b>				
United Kingdom - - - - - Cwt.	304	1,100	114,205	836,339
Aden - - - - - "	387	2,271	9	52
Ceylon - - - - - "	101	662	2,627	16,166
Straits Settlements - - - - - "	10,176	47,663	16	43
Mauritius - - - - - "			2,156	10,915
Australia - - - - - "	..		1,777	12,134
Austria-Hungary - - - - - "	58	399	5,280	37,852
Belgium - - - - - "	..		6,688	43,033
France - - - - - "			76,856	472,519
Germany - - - - - "	23	48	2,657	16,492
Holland - - - - - "			3	25
Italy - - - - - "			100	563
Arabia - - - - - "	—	1	8,789	45,371
Japan - - - - - "	27	205	3	15
Persia - - - - - "			6,288	32,765
Turkey in Asia - - - - - "			5,423	34,808

No. 11—*continued.*QUANTITY and VALUE of IMPORTS and EXPORTS of PRINCIPAL ARTICLES in 1897-98,  
distinguishing COUNTRIES—*continued.*

ARTICLES AND COUNTRIES.	IMPORTS.		EXPORTS.	
	Quantity.	Value.	Quantity.	Value.
<b>II.—ARTICLES OF FOOD AND DRINK—<i>continued.</i></b>				
<b>COFFEE—<i>continued</i></b>				
Egypt - - - - - Cwt.	—	1		
Mozambique - - - - - "	25	128	3	18
Zanzibar - - - - - "	10	40	11	78
Brazil - - - - - "	74	224		
United States - - - - - "	—	2	145	1,019
Other Countries - - - - - "			72	364
"	11,185	52,844	233,108	1,560,571
<b>FRUITS AND VEGETABLES:</b>				
United Kingdom - - - - -	—	1,952	—	4,434
Aden - - - - -	—	3	—	1,339
Ceylon - - - - -	—	52,489	—	66,966
China, Hong Kong - - - - -	—	101	—	3,099
Straits Settlements - - - - -	—	64,771	—	27,230
Mauritius - - - - -	—	2,758	—	1,867
Natal - - - - -	—		—	1,188
Australia - - - - -	—	118	—	
Austria-Hungary - - - - -	—	68	—	26
Belgium - - - - -	...		—	3,241
France - - - - -	—	501	—	
Germany - - - - -	...		—	22,567
Italy - - - - -	—	8,201	—	132
Norway - - - - -	...		—	
Arabia - - - - -	—	2,833	—	790
China, Treaty Ports - - - - -	...		—	4
Maldivo Islands - - - - -	—	9,658	—	5
Mekran and Sonmiani - - - - -	—		—	449
Persia - - - - -	—	23	—	995
Siam - - - - -	—	8	—	8
Turkey in Asia - - - - -	—	19	—	1,123
Egypt - - - - -	—	1	—	4
Madagascar - - - - -	...		—	49
Mozambique - - - - -	—	18	—	489
Zanzibar - - - - -	—	4,912	—	3,305
United States - - - - -	—	1	—	1
Other Countries - - - - -	—	46	—	115
"	—	148,481	—	139,425
<b>GRAIN AND PULSE:</b>				
<b>RICE IN THE HUSK:</b>				
United Kingdom - - - - - Cwt.			12,161	3,984
Ceylon - - - - - "	3,112	1,852	439,966	108,778
China, Hong Kong - - - - - "	2	1	2,003	615
Straits Settlements - - - - - "	21,117	11,307	9,708	1,784
Cochin-China - - - - - "	...	...	6	2
Siam - - - - - "	...		21	4
United States - - - - - "			6,506	1,790
South America - - - - - "			2,464	540
Other Countries - - - - - "			1,729	494
"	24,231	13,160	474,564	117,991
<b>RICE NOT IN THE HUSK:</b>				
United Kingdom - - - - - "	91	92	2,603,143	1,096,542
Aden - - - - - "		...	263,716	161,652
Ceylon - - - - - "	933	587	4,587,521	2,350,054
China, Hong Kong - - - - - "	52,507	27,569	3,400	2,514
Straits Settlements - - - - - "	585,551	358,362	3,355,138	1,329,196
Cape Colony - - - - - "			108,592	73,244
Mauritius - - - - - "			1,126,774	649,742
Natal - - - - - "	...	...	138,179	92,532
St. Helena - - - - - "	...	...	1,434	775
British Guiana - - - - - "	...	...	135,709	85,594
Australia - - - - - "	...	...	21,983	13,863
Austria-Hungary - - - - - "	...	...	64,499	26,387
Belgium - - - - - "	...	...	248	148



No. 11—*continued.*QUANTITY and VALUE of IMPORTS and EXPORTS of PRINCIPAL ARTICLES in 1897-98,  
distinguishing COUNTRIES—*continued.*

ARTICLES AND COUNTRIES.	IMPORTS.		EXPORTS.	
	Quantity.	Value.	Quantity.	Value.
<b>II.—ARTICLES OF FOOD AND DRINK—<i>continued.</i></b>				
<b>GRAIN AND PULSE—<i>continued.</i></b>				
<b>RICE NOT IN THE HUSK—<i>continued.</i></b>				
France - - - - - Cwt			10,201	3,485
Germany - - - - - "			200,311	115,883
Holland - - - - - "			10,026	5,451
Italy - - - - - "	12	15	154	88
Russia - - - - - "			39,297	11,807
Turkey in Europe - - - - - "			1,205	510
Arabia - - - - - "			891,304	531,051
Cochin-China - - - - - "	39,225	26,710		
Japan - - - - - "	15	13	1,138,383	438,684
Java - - - - - "			55,999	33,260
Maldive Islands - - - - - "			14,669	8,137
Mekran and Sommani - - - - - "			35,260	16,628
Persia - - - - - "	40	33	188,855	114,569
Siam - - - - - "			3,125	1,209
Turkey in Asia - - - - - "	10	7	11,093	6,924
Abyssinia - - - - - "			60,767	35,989
Egypt - - - - - "			8,125,558	2,936,277
Madagascar - - - - - "			13,974	8,124
Mozambique - - - - - "			25,261	15,639
Réunion - - - - - "			149,195	90,361
Zanzibar - - - - - "	3	2	361,271	200,388
United States - - - - - "			4,000	1,285
South America - - - - - "			2,445,659	1,087,927
West Indies - - - - - "			66,570	39,361
Other Countries - - - - - "			97,515	56,366
	678,387	413,390	26,359,988	11,641,646
<b>WHEAT</b>				
United Kingdom - - - - - Cwt			1,683,543	929,551
Aden - - - - - "	20	12	15,542	11,479
Ceylon - - - - - "	3	3	976	703
China, Hong Kong - - - - - "	...		4,510	3,150
Straits Settlements - - - - - "	4	3	2,791	1,800
Mauritius - - - - - "			1,414	879
Natal - - - - - "			45	33
British Guiana - - - - - "			21	12
Belgium - - - - - "			125,608	75,993
France - - - - - "	4,926	2,802	342,122	198,485
Germany - - - - - "			2,000	1,100
Italy - - - - - "			121,323	64,962
Arabia - - - - - "	529	355	42,364	24,179
Maldive Islands - - - - - "			1	0
Mekran and Sommani - - - - - "			653	354
Persia - - - - - "	308	173	35,476	19,528
Siam - - - - - "			1	1
Turkey in Asia - - - - - "	40,433	21,802	9,593	4,832
Abyssinia - - - - - "			28	19
Egypt - - - - - "			23	16
Madagascar - - - - - "			152	107
Mozambique - - - - - "			66	53
Zanzibar - - - - - "			4,254	3,837
United States - - - - - "	102	30		
Other Countries - - - - - "			101	79
	46,325	25,180	2,392,607	1,341,152
<b>OTHER SORTS - - - - - "</b>	<b>323,472</b>	<b>159,062</b>	<b>1,308,130</b>	<b>1,019,760</b>
<b>TOTAL GRAIN AND PULSE -</b>				
United Kingdom - - - - - Cwt.	28,417	14,119	4,365,951	2,065,491
Gibraltar - - - - - "	74	97		
Aden - - - - - "	1,676	962	660,058	379,557
Ceylon - - - - - "	10,754	4,942	5,261,030	2,603,041
China, Hong Kong - - - - - "	63,666	34,892	11,005	7,045
Straits Settlements - - - - - "	622,134	379,577	3,401,454	1,353,772
Cape Colony - - - - - "	20	5	109,297	73,554
Mauritius - - - - - "			1,509,086	903,412
Natal - - - - - "	13,482	4,970	174,848	103,577
British Guiana - - - - - "			141,724	89,023
Australia - - - - - "	16,187	7,706	25,813	16,167
Austria-Hungary - - - - - "	703	889	64,499	26,387
Belgium - - - - - "			125,856	76,141

No. 11—*continued.*QUANTITY and VALUE of IMPORTS and EXPORTS of PRINCIPAL ARTICLES in 1897-98,  
distinguishing COUNTRIES—*continued.*

--ARTICLES AND COUNTRIES.	IMPORTS.		EXPORTS.	
	Quantity.	Value.	Quantity.	Value.
<b>II.—ARTICLES OF FOOD AND DRINK—<i>continued.</i></b>				
<b>GRAIN AND PULSE—<i>continued.</i></b>				
<b>TOTAL GRAIN AND PULSE—<i>continued.</i></b>				
France . . . . . Cwt.	21,770	16,255	366,367	206,609
Germany . . . . . "	30	60	202,311	116,983
Holland . . . . . "			10,026	5,451
Italy . . . . . "	2,473	2,925	121,486	65,056
Russia . . . . . "	7	5	39,297	11,807
Turkey in Europe . . . . . "			1,205	510
Arabia . . . . . "	1,836	1,023	1,183,924	694,640
China, Treaty Ports . . . . . "	2	2	8	5
Cochin-China . . . . . "	39,225	26,710	25	15
Japan . . . . . "	16	14	1,138,402	438,702
Java . . . . . "			56,224	33,452
Maldive Islands . . . . . "			14,674	8,140
Mekran and Sonmiani . . . . . "	1,276	551	89,476	36,134
Persia . . . . . "	1,225	824	265,665	156,810
Siam . . . . . "			3,200	1,246
Turkey in Asia . . . . . "	189,895	89,723	22,432	13,148
Abyssinia . . . . . "			168,712	79,347
Egypt . . . . . "			8,189,366	2,961,553
Madagascar . . . . . "			15,680	9,385
Mozambique . . . . . "	9,277	4,160	32,923	21,820
Réunion . . . . . "			161,206	98,252
St. Helena . . . . . "			1,434	775
Zanzibar . . . . . "	25,871	10,430	425,056	252,018
South America . . . . . "			2,448,563	1,088,778
United States . . . . . "	22,399	9,951	10,506	3,075
West Indies . . . . . "			73,680	44,010
Other Countries . . . . . "			112,820	66,661
	1,072,415	610,792	30,985,289	14,111,549
<b>LIQUORS:</b>				
<b>ALE, BEER, AND PORTER:</b>				
United Kingdom . . . . . Gals.	2,661,753	411,798	638	123
Aden . . . . . "	27	7	1,955	230
Ceylon . . . . . "	17	5	3,008	395
Straits Settlements . . . . . "	1,127	212	1,322	215
Mauritius . . . . . "			284	77
Natal . . . . . "	31	9	13	2
Australia . . . . . "	6	2		...
Austria-Hungary . . . . . "	2,127	618		
Belgium . . . . . "	6,052	1,904		
Denmark . . . . . "	148	41		
Germany . . . . . "	162,002	45,336	10	3
Holland . . . . . "	421	117		...
Italy . . . . . "	1	0		
Arabia . . . . . "			312	74
Japan . . . . . "	78	19		
Mekran and Sonmiani . . . . . "			146	62
Persia . . . . . "			174	48
Siam . . . . . "			80	26
Turkey in Asia . . . . . "			200	80
United States . . . . . "	1,508	484		
	2,835,298	460,552	8,142	1,335
<b>SPIRITS AND LIQUEURS:</b>				
<b>BRANDY:</b>				
United Kingdom . . . . . Gals.	42,726	48,435	800	497
Gibraltar . . . . . "	2	3		
Aden . . . . . "			3	6
Ceylon . . . . . "	102	116	39	38
China, Hong Kong . . . . . "	4	4	5	4
Straits Settlements . . . . . "	44	43	2	5
Cape Colony . . . . . "	6	9		
Mozambique . . . . . "			4	2
Natal . . . . . "			4	9
British Guiana . . . . . "			29	43
Australia . . . . . "	63	59	6	9
Austria-Hungary . . . . . "	213	237		
Belgium . . . . . "	5,227	2,899		
France . . . . . "	182,870	161,992		1

No. 11—*continued.*QUANTITY and VALUE of IMPORTS and EXPORTS of PRINCIPAL ARTICLES in 1897-98,  
distinguishing COUNTRIES—*continued.*

ARTICLES AND COUNTRIES.	IMPORTS.		EXPORTS.	
	Quantity.	Value.	Quantity.	Value.
<b>II.—ARTICLES OF FOOD AND DRINK—<i>continued</i></b>				
<b>LIQUORS—<i>continued</i></b>				
<b>  SPIRITS AND LIQUEURS—<i>continued.</i></b>				
<b>    BRANDY—<i>continued</i></b>				
Germany - - - - Gals.	40,732	12,093	892	437
Greece - - - - - "	156	140		
Holland - - - - - "	6,325	1,301	30	23
Italy - - - - - "	199	161		
Russia - - - - - "	2	2		
Arabia - - - - - "			569	411
Mekran and Sonmiani - - "			1,518	995
Persia - - - - - "			463	371
Turkey in Asia - - - - "			7	16
Egypt - - - - - "	729	413		
West Indies - - - - - "			36	53
Other Countries - - - - "			4	11
<b>    GIN.</b>				
United Kingdom - - - Gals.	26,850	13,940	12	7
Ceylon - - - - - "	3	3	2	3
Straits Settlements - - "	10,327	2,687		
Natal - - - - - "			3	1
Australia - - - - - "	7	2		
Belgium - - - - - "	4,351	1,422		
Germany - - - - - "	2,427	992		
Holland - - - - - "	24,119	10,177		
Arabia - - - - - "			106	49
Mekran and Sonmiani - - "			44	28
Persia - - - - - "			13	4
Siam - - - - - "			8	10
<b>    RUM.</b>				
United Kingdom - - - Gals.	10,779	5,601	1,024	307
Ceylon - - - - - "	46	28		
Straits Settlements - - "	31,998	3,713		
Mauritius - - - - - "	47	11		
Belgium - - - - - "	53	18		
France - - - - - "	62	37		
Germany - - - - - "	2,518	386		
Italy - - - - - "	1	1		
Mekran and Sonmiani - - "			291	60
West Indies - - - - - "	144	76		
<b>    WHISKY.</b>				
United Kingdom - - - Gals.	490,259	354,271	228	178
Aden - - - - - "	23	31	80	106
Ceylon - - - - - "	153	186	179	138
China, Hong Kong - - - "	40	52	24	22
Straits Settlements - - "	204	191	43	40
Cape Colony - - - - - "			3	2
Mauritius - - - - - "			21	19
Natal - - - - - "	24	14	56	51
Australia - - - - - "	724	964	4	2
Belgium - - - - - "	87	35		
France - - - - - "	9	11	2	2
Germany - - - - - "	20,438	10,728		
Arabia - - - - - "			152	146
Japan - - - - - "	1	2		
Mekran and Sonmiani - - "			269	250
Persia - - - - - "			276	176
Siam - - - - - "			12	20
Egypt - - - - - "	1	0		
Mozambique - - - - - "			38	38
Zanzibar - - - - - "			24	25
United States - - - - - "	24	49	5	3
Other Countries - - - - "			4	7
<b>    OTHER SORTS - - - - - "</b>	<b>312,372</b>	<b>187,691</b>	<b>592</b>	<b>383</b>

No. 11—*continued.*

QUANTITY and VALUE of IMPORTS and EXPORTS of PRINCIPAL ARTICLES in 1897-98,  
distinguishing COUNTRIES—*continued.*

ARTICLES AND COUNTRIES.	IMPORTS.		EXPORTS.	
	Quantity.	Value.	Quantity.	Value.
<b>II.—ARTICLES OF FOOD AND DRINK—<i>continued.</i></b>				
<b>LIQUORS—<i>continued.</i></b>				
<b>SPIRITS AND LIQUEURS—<i>continued.</i></b>				
<b>TOTAL SPIRITS AND LIQUEURS :</b>				
United Kingdom - - - Gals.	622,991	532,219	2,077	1,000
Gibraltar - - - "	14	36		
Aden - - - "	24	34	84	115
Ceylon - - - "	94,967	13,181	515	354
China, Hong Kong - - "	828	396	77	57
Straits Settlements - - "	58,462	9,496	79	145
Cape Colony - - - "	11	72	3	2
Mauritius - - - "	47	11	21	19
Natal - - - "	29	20	65	66
British Guiana - - - "			29	43
Australia - - - "	814	1,066	10	11
Austria-Hungary - - - "	1,649	1,673		
Belgium - - - "	16,584	13,709		
Denmark - - - "	94	204		
France - - - "	187,977	176,328	2	3
Germany - - - "	196,389	48,403	892	437
Greece - - - "	156	140		
Holland - - - "	30,610	11,805	30	22
Italy - - - "	697	773		
Portugal - - - "	5	11		
Russia - - - "	2	2		
Arabia - - - "	1	2	904	619
Japan - - - "	1	2		
Mekran and Somman - - "			2,159	1,352
Persia - - - "	14	9	782	556
Siam - - - "	1	1	20	30
Turkey in Asia - - - "	85	58	9	24
Egypt - - - "	750	437		
Mozambique - - - "			42	40
Zanzibar - - - "			74	38
United States - - - "	4,144	11,061	5	3
West Indies - - - "	144	76	36	53
Other Countries - - - "	1	1	11	19
	1,217,491	821,226	7,926	5,008
<b>WINES :</b>				
<b>CHAMPAGNE :</b>				
United Kingdom - - - Gals.	20,058	58,889	456	1,225
Aden - - - "			19	57
Ceylon - - - "	8	24	48	101
China, Hong Kong - - "	5	12		
Straits Settlements - - "	17	35	44	115
Mauritius - - - "			8	23
Natal - - - "			7	14
Austria-Hungary - - - "	30	52	104	210
Belgium - - - "	4,873	14,274		
France - - - "	4,775	12,966	2	9
Germany - - - "	130	264		
Italy - - - "	45	63		
Japan - - - "	8	20		
Persia - - - "			2	9
Turkey in Asia - - - "			1	4
Egypt - - - "	1	1		
<b>CLARET :</b>				
United Kingdom - - - Gals.	20,354	12,237	29	23
Gibraltar - - - "	175	65		
Aden - - - "			6	6
Ceylon - - - "	954	237		
China, Hong Kong - - "	146	55	86	26
Straits Settlements - - "	637	239	4	3
Mauritius - - - "	55	13		
Natal - - - "			4	2
Australia - - - "	1,302	767		
Austria-Hungary - - - "	482	294		
Belgium - - - "	95	65		
France - - - "	45,442	25,192	40	73

No. 11—*continued.*

QUANTITY and VALUE of IMPORTS and EXPORTS of PRINCIPAL ARTICLES in 1897-98,  
distinguishing COUNTRIES—*continued.*

ARTICLES AND COUNTRIES.	IMPORTS.		EXPORTS.	
	Quantity.	Value.	Quantity.	Value.
<b>II.—ARTICLES OF FOOD AND DRINK—<i>continued.</i></b>				
<b>LIQUORS—<i>continued</i></b>				
<b>WINES—<i>continued</i></b>				
<b>CLARET—<i>continued.</i></b>				
Germany - - - - Gals.	562	309	...	..
Holland - - - - "	109	81	...	...
Italy - - - - "	4,369	1,707	...	...
Portugal - - - - "	41	27	...	...
Arabia - - - - "	..	..	6	4
Cochin-China - - - - "	..	..	12	6
Japan - - - - "	14	7	...	..
Mekran and Sonmiani - - - - "	..	..	2	1
Persia - - - - "	..	..	40	26
Siam - - - - "	..	..	4	6
Turkey in Asia - - - - "	38	23	6	3
Egypt - - - - "	586	150	..	..
Zanzibar - - - - "	3	1	..	..
West Indies - - - - "	..	..	1	1
Other Countries - - - - "	..	..	12	13
<b>PORT :</b>				
United Kingdom - - - - Gals	69,612	66,743	31	32
Gibraltar - - - - "	5,712	5,317	30	19
Aden - - - - "	352	60	20	39
Ceylon - - - - "	43	28	..	..
Straits Settlements - - - - "	193	113	26	50
Cape Colony - - - - "	2	4	..	..
Natal - - - - "	10	12	..	..
British Guiana - - - - "	..	..	10	11
Australia - - - - "	210	198	..	..
Belgium - - - - "	55	48	..	..
France - - - - "	710	459	..	..
Germany - - - - "	2,557	736	..	..
Portugal - - - - "	2,385	2,233	..	..
Spain - - - - "	2,662	1,167	..	..
Arabia - - - - "	..	..	74	76
Japan - - - - "	5	8	..	..
Mekran and Sonmiani - - - - "	..	..	16	14
Persia - - - - "	..	..	44	58
Siam - - - - "	..	..	4	7
Turkey in Asia - - - - "	..	..	10	17
Mozambique - - - - "	32	24	..	..
Zanzibar - - - - "	..	..	2	4
West Indies - - - - "	..	..	8	9
<b>SHERRY</b>				
United Kingdom - - - - Gals.	18,599	15,187	200	134
Gibraltar - - - - "	3,011	2,251	..	..
Malta - - - - "	370	296	..	..
Aden - - - - "	..	..	12	14
Straits Settlements - - - - "	445	239	12	17
Mauritius - - - - "	..	..	6	8
Australia - - - - "	57	39	..	..
Belgium - - - - "	55	27	..	..
France - - - - "	445	259	..	..
Germany - - - - "	926	153	..	..
Portugal - - - - "	20	18	..	..
Spain - - - - "	1,600	1,532	..	..
Arabia - - - - "	..	..	6	5
Mekran and Sonmiani - - - - "	..	..	6	5
Persia - - - - "	..	..	24	26
Siam - - - - "	..	..	4	7
Turkey in Asia - - - - "	..	..	2	3
Zanzibar - - - - "	..	..	2	4
<b>OTHER SORTS</b> - - - - "	<b>110,719</b>	<b>79,618</b>	<b>360</b>	<b>353</b>

No. 11—*continued.*QUANTITY and VALUE of IMPORTS and EXPORTS of PRINCIPAL ARTICLES in 1897-98,  
distinguishing COUNTRIES—*continued.*

ARTICLES AND COUNTRIES.	IMPORTS.		EXPORTS.	
	Quantity. *	Value.	Quantity.	Value.
<b>II.—ARTICLES OF FOOD AND DRINK—<i>continued.</i></b>				
<b>LIQUORS—<i>continued.</i></b>				
<b>TOTAL WINES:</b>				
United Kingdom - - - - Gals.	168,917	186,865	889	1,557
Gibraltar - - - - "	10,926	9,013	30	19
Malta - - - - "	1,196	854		...
Aden - - - - "	550	123	84	147
Ceylon - - - - "	2,198	771	72	128
China, Hong Kong	230	136	88	27
Straits Settlements	1,299	634	74	167
Cape Colony - - - - "	2	4		..
Mauritius - - - - "	55	13	24	40
Natal - - - - "	81	29	24	36
British Guiana - - - - "			10	11
Australia - - - - "	4,747	2,295		..
Austria-Hungary - - - - "	3,684	3,697	104	209
Belgium - - - - "	8,547	17,690	..	...
France - - - - "	86,405	62,153	66	118
Germany - - - - "	6,493	3,386	...	..
Greece - - - - "	155	129		...
Holland - - - - "	2,411	2,541		...
Italy - - - - "	13,017	6,199		...
Portugal - - - - "	6,168	3,503		..
Russia - - - - "	6	3		..
Spain - - - - "	6,769	3,638		..
Arabia - - - - "			98	93
China, Treaty Ports			2	1
Cochin-China - - - - "			12	6
Japan - - - - "	82	52		..
Mekian and Somiani - - - - "			36	33
Persia - - - - "	105	107	130	145
Siam - - - - "			12	21
Turkey in Asia - - - - "	169	61	46	51
Egypt - - - - "	1,852	913		..
Mozambique - - - - "	32	24		..
Zanzibar - - - - "	3	2	12	16
United States - - - - "	1	1		..
West Indies - - - - "			15	17
Other Countries - - - - "	1	2	12	13
	326,101	304,838	1,840	2,855
<b>OTHER SORTS - - - - "</b>	<b>3,274</b>	<b>1,879</b>		<b>..</b>
<b>TOTAL LIQUORS:</b>				
United Kingdom - - - - Gals	3,456,841	1,132,749	3,604	2,680
Gibraltar - - - - "	10,940	9,049	30	19
Malta - - - - "	1,196	854		..
Aden - - - - "	601	164	2,123	493
Ceylon - - - - "	97,258	13,960	3,595	877
China, Hong Kong	1,058	533	165	84
Straits Settlements	60,889	10,342	1,476	527
Cape Colony - - - - "	13	76	3	2
Mauritius - - - - "	102	24	329	137
Natal - - - - "	141	57	102	104
British Guiana - - - - "			39	54
Australia - - - - "	5,571	3,366	10	11
Austria-Hungary - - - - "	7,460	5,989	104	209
Belgium - - - - "	31,183	33,302		..
Denmark - - - - "	242	245		...
France - - - - "	274,390	238,485	68	121
Germany - - - - "	364,886	97,126	902	440
Greece - - - - "	311	269		..
Holland - - - - "	33,442	14,462	30	22
Italy - - - - "	13,718	6,975		..
Portugal - - - - "	6,173	3,514		...
Russia - - - - "	8	5		...
Spain - - - - "	6,769	3,638		...
Arabia - - - - "	1	2	1,314	786
China, Treaty Ports			4	2
Cochin-China - - - - "			12	6
Japan - - - - "	161	73		..
Mekian and Somiani - - - - "			2,341	1,447
Persia - - - - "	119	116	1,086	749
Siam - - - - "	1	1	112	76

No. 11—*continued.*QUANTITY and VALUE of IMPORTS and EXPORTS of PRINCIPAL ARTICLES in 1897-98,  
distinguishing COUNTRIES—*continued.*

ARTICLES AND COUNTRIES.	IMPORTS.		EXPORTS.	
	Quantity.	Value.	Quantity.	Value.
<b>II.—ARTICLES OF FOOD AND DRINK—<i>continued.</i></b>				
<b>LIQUORS—<i>continued.</i></b>				
<b>TOTAL LIQUORS—<i>continued.</i></b>				
Turkey in Asia - - - Gal-	254	119	255	155
Egypt - - - - - "	2,602	1,349		
Mozambique - - - - - "	32	24	42	40
Zanzibar - - - - - "	3	2	86	54
United States - - - - - "	5,653	11,546	5	3
West Indies - - - - - "	144	76	51	69
Other Countries - - - - - "	2	3	20	31
	4,382,164	1,588,495	17,908	9,198
<b>PROVISIONS -</b>				
United Kingdom - - - - -	—	684,213	—	99,780
Gibraltar - - - - -	—	3	—	1
Malta - - - - -	—	1	—	
Aden - - - - -	—	12,250	—	17,521
Ceylon - - - - -	—	7,939	—	165,311
China, Hong Kong - - - - -	—	9,884	—	120,439
Straits Settlements - - - - -	—	337,112	—	102,894
Cape Colony - - - - -	—	133	—	1,222
Mauritius - - - - -	—	102	—	20,255
Natal - - - - -	—	6	—	21,576
British Guiana - - - - -	—	—	—	1,046
Australia - - - - -	—	6,630	—	13,984
Austria-Hungary - - - - -	—	2,748	—	776
Belgium - - - - -	—	944	—	
Denmark - - - - -	—	181	—	21
France - - - - -	—	54,986	—	59
Germany - - - - -	—	11,889	—	2,351
Greece - - - - -	—	17	—	1,818
Holland - - - - -	—	4,395	—	234
Italy - - - - -	—	23,775	—	1
Russia - - - - -	—	870	—	6
Turkey in Europe - - - - -	—	131	—	75
Arabia - - - - -	—	176,970	—	2,891
China, Treaty Ports - - - - -	—	492	—	1,146
Cochin-China - - - - -	—	—	—	6
Japan - - - - -	—	2,071	—	420
Java - - - - -	—	36	—	81
Maldivo Islands - - - - -	—	51	—	234
Mekran and Somiani - - - - -	—	37,229	—	1,216
Persia - - - - -	—	171,798	—	4,629
Siam - - - - -	—	221	—	404
Turkey in Asia - - - - -	—	153,374	—	8,331
Abyssinia - - - - -	—	—	—	37
Egypt - - - - -	—	552	—	8,129
Madagascar - - - - -	—	18	—	1,027
Mozambique - - - - -	—	—	—	4,454
Réunion - - - - -	—	—	—	500
Zanzibar - - - - -	—	1,993	—	32,943
United States - - - - -	—	1,815	—	3,639
West Indies - - - - -	—	—	—	748
Other Countries - - - - -	—	892	—	4,076
	—	1,705,721	—	644,281
<b>SALT:</b>				
United Kingdom - - - - - Tons	299,443	568,145	—	3
Aden - - - - - "	46,209	63,413	—	
Ceylon - - - - - "	—	3	—	4
Straits Settlements - - - - - "	56	235	1,986	968
Natal - - - - - "	—	—	—	3
Australia - - - - - "	3	3	—	
Austria-Hungary - - - - - "	—	2	—	
Belgium - - - - - "	—	1	—	
Germany - - - - - "	54,505	115,848	—	
Holland - - - - - "	—	3	—	
Arabia - - - - - "	42,405	57,405	—	3
Japan - - - - - "	—	2	—	
Persia - - - - - "	21,209	32,299	—	
Siam - - - - - "	1	3	—	
Egypt - - - - - "	21,785	29,853	—	

No. 11—*continued.*QUANTITY and VALUE of IMPORTS and EXPORTS of PRINCIPAL ARTICLES in 1897-98,  
distinguishing COUNTRIES—*continued.*

ARTICLES AND COUNTRIES.	IMPORTS.		EXPORTS.	
	Quantity.	Value.	Quantity.	Value.
<b>II.—ARTICLES OF FOOD AND DRINK—<i>continued.</i></b>				
<b>SALT—<i>continued.</i></b>				
Madagascar - . . . . Tons	1,100	1,499		...
Zanzibar - . . . . "			48	383
United States - . . . . "	—	4		...
Other Countries - . . . . "	...		6	50
	486,716	868,718	2,040	1,414
<b>SPICES :</b>				
United Kingdom - . . . . Lbs.	4,389	193	5,814,182	115,545
Aden - . . . . "	15,057	92	2,327,129	41,969
Ceylon - . . . . "	13,401,961	199,797	6,478,355	96,383
China, Hong Kong - . . . . "	534,969	4,098	207,902	3,566
Straits Settlements - . . . . "	73,295,568	462,168	1,997,067	27,943
Cape Colony - . . . . "	420	1	657	8
Mauritius - . . . . "	331	5	186,032	2,892
Natal - . . . . "	45	0	116,047	2,991
British Guiana - . . . . "			9,854	115
Australia - . . . . "	2,604	31	36,903	719
Austria-Hungary - . . . . "			425,600	9,020
Belgium - . . . . "			42,644	705
France - . . . . "	1,148	5	3,881,500	64,274
Germany - . . . . "			1,806,654	34,956
Italy - . . . . "			537,600	11,275
Turkey in Europe - . . . . "			1,952	110
Arabia - . . . . "	3,982	94	827,609	18,880
China, Treaty Ports - . . . . "	37,765	323	15,173	280
Japan - . . . . "	2,127,025	21,491	61,774	898
Maldive Islands - . . . . "			2,624	51
Mekran and Sonmiani - . . . . "	168	1	19,063	335
Persia - . . . . "	1,695	23	686,704	16,701
Siam - . . . . "	4,304	11	1,179	20
Turkey in Asia - . . . . "			662,752	13,612
Abyssinia - . . . . "			6,104	84
Egypt - . . . . "			468,079	11,191
Madagascar - . . . . "			2,856	49
Mozambique - . . . . "			58,466	838
Réunion - . . . . "			336	9
Zanzibar - . . . . "	3,810,023	56,441	223,517	5,284
United States - . . . . "			591,986	6,897
West Indies - . . . . "			821	12
Other Countries - . . . . "			15,466	211
	93,241,454	744,773	27,514,587	487,823
<b>SUGAR (REFINED, UNREFINED, and SUGAR CANDY) :</b>				
United Kingdom - . . . . Cwt.	46,385	86,464	447,151	188,817
Aden - . . . . "	243	316	25,015	26,706
Ceylon - . . . . "	49,621	55,677	44,533	42,817
China, Hong Kong - . . . . "	291,175	334,838	1	8
Straits Settlements - . . . . "	74,912	81,631	167	108
Mauritius - . . . . "	1,778,016	1,641,038	32	53
Natal - . . . . "			184	229
Australia - . . . . "			1	1
Austria-Hungary - . . . . "	945,787	1,044,532		
Belgium - . . . . "	9,205	10,032		
France - . . . . "	23,825	27,365	1	1
Germany - . . . . "	1,203,309	1,278,805		
Italy - . . . . "	779	1,128		
Norway - . . . . "	1	4		
Russia - . . . . "	2	2		
Turkey in Europe - . . . . "	7	34		
Arabia - . . . . "	13	17	23,823	26,992
Java - . . . . "	140,485	175,486		
Maldive Islands - . . . . "			373	547
Mekran and Sonmiani - . . . . "	1	1	1,380	1,625
Persia - . . . . "	7	12	49,608	57,442
Siam - . . . . "	1	1	17	11
Turkey in Asia - . . . . "			13,828	17,410
Egypt - . . . . "	44,274	46,663	71,733	33,488
Madagascar - . . . . "	580	406	108	131
Mozambique - . . . . "			4,462	5,088
Zanzibar - . . . . "		1	7,129	9,165
United States - . . . . "	2	6		
Other Countries - . . . . "			681	754
	4,608,630	4,784,479	690,227	411,393



No. 11—*continued.*QUANTITY and VALUE of IMPORTS and EXPORTS of PRINCIPAL ARTICLES in 1897-98,  
distinguishing COUNTRIES—*continued.*

ARTICLES AND COUNTRIES	IMPORTS		EXPORTS	
	Quantity.	Value.	Quantity.	Value
<b>II.—ARTICLES OF FOOD AND DRINK—<i>continued</i></b>				
TEA :				
United Kingdom - - - - Lbs.	19,607	1,530	137,662,955	7,456,024
Gibraltar - - - - "			5,000	156
Malta - - - - "			240	12
Aden - - - - "			89,534	3,671
Ceylon - - - - "	1,059,716	53,026	19,676	1,732
China, Hong Kong	375,227	23,848	564,786	31,494
Straits Settlements	450,585	16,679	52,898	2,911
Cape Colony - - - - "			124,492	4,657
Mauritius - - - - "			250	14
Natal - - - - "			1,115	73
British Guiana - - - - "			734	20
Canada - - - - "			593,532	32,567
Australia - - - - "	2,663	49	6,792,654	251,257
Austria-Hungary - - - - "			9,572	859
Belgium - - - - "			40	4
France - - - - "	10	0	11,733	660
Germany - - - - "			465,905	21,955
Greece - - - - "			70	8
Holland - - - - "			2,215	138
Italy - - - - "			2,287	237
Russia - - - - "	11	1	1,944,335	118,292
Sweden - - - - "			120	7
Turkey in Europe			315,408	13,151
Arabia - - - - "	42	2	231,458	11,312
Borneo - - - - "			310	9
China, Treaty Ports	1,314,337	94,262	488	38
Japan - - - - "	939	66	244	22
Java - - - - "	291,674	23,500	10	0
Maldiv Islands - - - - "			82	4
Mekran and Sonmiani - - - - "			487	28
Persia - - - - "	172	21	2,724,265	192,555
Siam - - - - "			660	18
Turkey in Asia			1,392,942	68,678
Abyssinia - - - - "			1,980	68
Egypt - - - - "			132,573	5,967
Madagascar - - - - "			720	34
Mozambique - - - - "			20,489	1,453
Zanzibar - - - - "			14,011	669
South America - - - - "			6,300	297
United States - - - - "	30	2	929,704	52,605
Other Countries - - - - "			5,308	461
	3,515,013	212,986	154,121,582	8,274,117
OTHER SORTS - - - - "	—	23,527	—	142
TOTAL ARTICLES OF FOOD AND DRINK	—	10,740,816	—	25,639,913
<b>III. METALS AND MANUFACTURES OF :</b>				
METALS				
BRASS				
United Kingdom - - - - Cwt	9,593	51,088	1,139	15,405
Aden - - - - "	53	146	57	367
Ceylon - - - - "	189	923	929	4,992
China, Hong Kong	19	206	1	17
Straits Settlements	327	1,433	101	676
Cape Colony - - - - "	79	208	1	2
Mauritius - - - - "	606	1,569	112	641
Natal - - - - "			146	992
British Guiana - - - - "			42	145
Australia - - - - "	1	60	23	174
Austria-Hungary - - - - "	654	7,566	39	606
Belgium - - - - "	601	4,624		
France - - - - "	29	206	18	229
Germany - - - - "	703	5,816	34	585
Italy - - - - "	2	12	10	223
Turkey in Europe - - - - "				8
Arabia - - - - "	75	187	291	2,406
China, Treaty Ports	35	320	1	10
Japan - - - - "			1	9
Java - - - - "				9
Maldiv Islands - - - - "			26	105
Persia - - - - "			203	1,180
Siam - - - - "	1	10	1	6
Turkey in Asia - - - - "			49	209

No. 11—*continued.*QUANTITY AND VALUE OF IMPORTS AND EXPORTS OF PRINCIPAL ARTICLES in 1897-98,  
distinguishing COUNTRIES—*continued.*

ARTICLES AND COUNTRIES.	IMPORTS.		EXPORTS.	
	Quantity.	Value.	Quantity.	Value.
<b>III.—METALS, AND MANUFACTURES OF—<i>continued.</i></b>				
<b>METALS—<i>continued.</i></b>				
<b>BRASS—<i>continued.</i></b>				
Abyssinia . . . . . Cwt.		..	2	8
Egypt . . . . . "		..	57	576
Madagascar . . . . . "	34	69		
Mozambique . . . . . "	121	388	11	75
Zanzibar . . . . . "	66	159	155	927
United States . . . . . "	1	5	132	2,281
West Indies . . . . . "	..	..	65	365
Other Countries . . . . . "	9	22	11	84
<b>COPPER :</b>				
United Kingdom . . . . . Cwt.	235,628	998,303	75	584
Aden . . . . . "	49	165	359	1,965
British Guiana . . . . . "			1	5
Ceylon . . . . . "	18,838	83,948	455	2,609
China, Hong Kong . . . . . "	2,557	11,809	20	130
Straits Settlements . . . . . "	303	1,230	181	1,150
Cape Colony . . . . . "	106	301	—	1
Mauritius . . . . . "	166	543	38	224
Natal . . . . . "			11	69
Australia . . . . . "	21,281	93,636	1	16
Austria-Hungary . . . . . "	2,386	35,249	—	1
Belgium . . . . . "	23,746	106,565		
France . . . . . "	1,321	18,214		7
Germany . . . . . "	2,621	12,794	3	60
Italy . . . . . "	77	1,333	1	8
Arabia . . . . . "	541	3,509	1,251	6,261
China, Treaty Ports . . . . . "	60	682		
Japan . . . . . "	12,167	49,346	1	5
Maldiv Islands . . . . . "	8	23	72	346
Mekran and Sonmiani . . . . . "	49	582	12	104
Persia . . . . . "	222	1,177	5,817	26,502
Siam . . . . . "			1	6
Turkey in Asia . . . . . "	67	224	704	3,346
Egypt . . . . . "	106	1,150	—	2
Madagascar . . . . . "	21	62	2	13
Mozambique . . . . . "	21	117	14	83
Zanzibar . . . . . "	105	591	472	3,191
Other Countries . . . . . "	63	177	13	84
<b>IRON :</b>				
United Kingdom . . . . . Cwt.	2,731,451	2,149,866	3,757	1,031
Aden . . . . . "	22	7	6,562	4,811
Ceylon . . . . . "	11,693	3,905	2,527	1,823
China, Hong Kong . . . . . "	270	334	63,840	14,253
Straits Settlements . . . . . "	1,629	1,461	1,139	641
Mauritius . . . . . "	5,748	1,486	2,214	1,771
Cape Colony . . . . . "			2	1
Natal . . . . . "	38	12	18	18
British Guiana . . . . . "			1	1
Australia . . . . . "			9	10
Austria-Hungary . . . . . "	10,231	9,522	3,040	675
Belgium . . . . . "	1,035,374	596,983		
France . . . . . "	3,151	2,948		
Germany . . . . . "	38,105	32,341		
Holland . . . . . "	1,032	801		
Italy . . . . . "	501	232	121,000	22,690
Norway . . . . . "	23,504	21,099		
Sweden . . . . . "	69,964	53,944		
Arabia . . . . . "	118	36	5,748	4,972
China, Treaty Ports . . . . . "	..	..	20,120	4,230
Japan . . . . . "			63	45
Maldiv Islands . . . . . "			205	160
Mekran and Sonmiani . . . . . "	34	9	462	391
Persia . . . . . "	44	13	19,647	13,690
Siam . . . . . "	2	2	168	307
Turkey in Asia . . . . . "	33	4	4,964	3,727
Abyssinia . . . . . "			16	13
Egypt . . . . . "	5	5		
Madagascar . . . . . "	..	..	334	343
Mozambique . . . . . "	392	471	2,057	1,858
Réunion . . . . . "	5,900	1,327		
Zanzibar . . . . . "	105	45	5,168	4,078
United States . . . . . "	6,018	2,820		
Other Countries . . . . . "	..	..	975	914

No. 11—*continued.*QUANTITY and VALUE of IMPORTS and EXPORTS of PRINCIPAL ARTICLES in 1897-98,  
distinguishing COUNTRIES—*continued.*

ARTICLES AND COUNTRIES.	IMPORTS.		EXPORTS.	
	Quantity.	Value.	Quantity.	Value.
III.—METALS, AND MANUFACTURES OF— <i>continued.</i>				
METALS— <i>continued.</i>				
LEAD :				
United Kingdom - - - Cwt.	101,512	140,270	6,571	4,899
Aden - - - - - "	1	0	22	28
Ceylon - - - - - "	1,375	1,503	18	21
China, Hong Kong Straits Settlements - - - "	4	2	1,357	1,274
Mauritius - - - - - "	396	294	3	5
Australia - - - - - "	5	5		
Austria-Hungary - - - - - "	96	243		
Belgium - - - - - "	2,217	2,821		
France - - - - - "	7,971	9,830		
Germany - - - - - "	15	76		
Holland - - - - - "	8	40		
Italy - - - - - "	250	342		
Arabia - - - - - "			946	994
Mekran and Sonmani - - - "			24	25
Persia - - - - - "	96	86	494	523
Turkey in Asia - - - - - "	332	363	357	359
Egypt - - - - - "				
Mozambique - - - - - "	5	6		
Zanzibar - - - - - "			27	48
MANGANESE ORE :				
United Kingdom - - - Cwt.			1,085,580	43,363
United States - - - - - "			491,000	19,640
QUICKSILVER :				
United Kingdom - - - Lbs	176,763	25,578		
Aden - - - - - "			30	53
Ceylon - - - - - "			1,319	181
China, Hong Kong Straits Settlements - - - "	17,665	2,856		
Austria-Hungary - - - - - "	250	46		
Germany - - - - - "	120,780	19,015		
Arabia - - - - - "	750	125		
Mozambique - - - - - "			76	11
Persia - - - - - "			50	10
Turkey in Asia - - - - - "			1,346	231
			75	13
STEEL :				
United Kingdom - - - Cwt.	811,957	571,479	24	16
Aden - - - - - "	42	38	823	761
Ceylon - - - - - "	3	3	104	66
Straits Settlements Mauritius - - - - - "	44	65	11	7
Austria-Hungary - - - - - "	5	4		
Belgium - - - - - "	1,001,127	536,378		
France - - - - - "	45	35		
Germany - - - - - "	25,061	17,323		
Italy - - - - - "	249	130		
Sweden - - - - - "	9,059	11,626		
Arabia - - - - - "			406	344
Mekran and Sonmani - - - "			15	14
Persia - - - - - "	1	1	782	658
Turkey in Asia - - - - - "	2	0	252	234
Madagascar - - - - - "			21	18
Mozambique - - - - - "			5	5
Zanzibar - - - - - "			204	178
United States - - - - - "	1,109	753		
Other Countries - - - - - "			15	15
TIN				
United Kingdom - - - Cwt.	806	4,567		
Aden - - - - - "			6	45
Ceylon - - - - - "	10	77	2	14
China, Hong Kong Straits Settlements - - - "	25	732	1	4
Mauritius - - - - - "	37,740	215,830	967	4,392
Natal - - - - - "			61	359
Austria-Hungary - - - - - "	5	53	1	4
Germany - - - - - "	41	364		

No. 11—*continued.*QUANTITY and VALUE of IMPORTS and EXPORTS of PRINCIPAL ARTICLES in 1897-98,  
distinguishing COUNTRIES—*continued*

ARTICLES AND COUNTRIES.	IMPORTS.		EXPORTS.	
	Quantity	Value.	Quantity.	Value.
<b>III.—METALS AND MANUFACTURES OF—<i>continued.</i></b>				
<b>METALS—<i>continued.</i></b>				
<b>TIN—<i>continued.</i></b>				
Arabia - - - - - Cwt.	...	...	161	952
China, Treaty Ports - - - "	1	8	...	16
Mekran and Somiani - - - "	..	.	2	5,180
Persia - - - - - "	.	.	830	2,451
Turkey in Asia - - - - - "	.	.	412	156
Mozambique - - - - - "	..	.	22	569
Zanzibar - - - - - "	.	.	88	
<b>ZINC OR SPELTER :</b>				
United Kingdom - - - - - Cwt.	41,787	59,979	15	30
Aden - - - - - "	60	62	7	14
Ceylon - - - - - "	382	495	30	34
Straits Settlements - - - - - "	9	25	183	438
Mauritius - - - - - "	58	46		
Belgium - - - - - "	11,739	21,615		
Germany - - - - - "	8,519	15,303		...
Holland - - - - - "	15	20		
Arabia - - - - - "			9	18
Mekran and Somiani - - - - - "	..	.	1	4
Persia - - - - - "			15	30
Madagascar - - - - - "	24	36	27	48
Mozambique - - - - - "			47	76
Zanzibar - - - - - "	115	144	39	73
Other Countries - - - - - "			1	2
<b>OTHER METALS - - - - - Cwt.</b>	<b>17,657</b>	<b>152,779</b>	<b>214</b>	<b>2,688</b>
<b>TOTAL METALS</b>				
United Kingdom - - - - - Cwt.	3,939,853	4,032,557	1,097,190	63,366
Aden - - - - - "	227	418	7,843	8,122
Ceylon - - - - - "	32,537	91,177	4,196	11,187
China, Hong Kong - - - - - "	3,029	15,938	63,868	14,533
Straits Settlements - - - - - "	40,075	221,596	3,931	8,615
Cape Colony - - - - - "	185	509	3	4
Mauritius - - - - - "	6,986	3,993	2,441	3,039
Natal - - - - - "	33	12	208	1,635
British Guiana - - - - - "			44	154
Australia - - - - - "	21,287	93,701	33	199
Austria-Hungary - - - - - "	21,083	140,757	3,079	1,282
Belgium - - - - - "	2,079,051	1,306,335	3	60
France - - - - - "	12,601	33,581	18	236
Germany - - - - - "	76,138	94,342	37	645
Holland - - - - - "	1,055	861		
Italy - - - - - "	1,092	2,531	121,011	22,922
Norway - - - - - "	23,504	21,099		
Sweden - - - - - "	79,023	65,570		
Turkey in Europe - - - - - "				8
Arabia - - - - - "	734	3,731	8,813	15,960
China, Treaty Ports - - - - - "	96	1,010	20,121	4,240
Japan - - - - - "	12,167	49,346	65	59
Java - - - - - "	...	..	—	8
Maldive Islands - - - - - "	8	23	303	611
Mekran and Somiani - - - - - "	83	591	517	556
Persia - - - - - "	363	1,278	27,823	48,107
Siam - - - - - "	3	12	170	320
Turkey in Asia - - - - - "	434	591	6,759	10,433
Abyssinia - - - - - "	..	..	18	21
Egypt - - - - - "	111	1,155	64	686
Madagascar - - - - - "	81	171	357	376
Mozambique - - - - - "	539	982	2,156	2,203
Réunion - - - - - "	5,900	1,327		...
Zanzibar - - - - - "	391	939	6,155	9,100
United States - - - - - "	7,128	3,578	491,132	21,921
West Indies - - - - - "	...	..	65	365
Other Countries - - - - - "	72	200	1,015	1,098
	<b>6,365,874</b>	<b>6,189,911</b>	<b>1,869,438</b>	<b>254,128</b>

No. 11—*continued.*QUANTITY and VALUE of IMPORTS and EXPORTS of PRINCIPAL ARTICLES in 1897-98,  
distinguishing COUNTRIES—*continued.*

ARTICLES AND COUNTRIES.	IMPORTS.		EXPORTS.	
	Quantity.	Value.	Quantity.	Value.
<b>III.—METALS AND MANUFACTURES OF—<i>continued.</i></b>				
<b>HARDWARE AND CUTLERY (including plated ware)</b>				
United Kingdom - - - - -	—	1,171,417	—	23,768
Gibraltar - - - - -	—	4	—	...
Malta - - - - -	—	893	—	606
Aden - - - - -	—	2,548	—	4,528
Ceylon - - - - -	—	879	—	7,363
China, Hong Kong	—	3,041	—	85
Straits Settlements	—	10	—	9,586
Cape Colony - - - - -	—	23	—	30
Mauritius - - - - -	—	5	—	1,421
Natal - - - - -	—	292	—	1,689
British Guiana	—	89,085	—	196
Australia - - - - -	—	68,735	—	26
Austria-Hungary - - - - -	—	5,911	—	209
Belgium - - - - -	—	119,104	—	675
France - - - - -	—	300	—	442
Germany - - - - -	—	493	—	446
Holland - - - - -	—	36	—	16
Italy - - - - -	—	528	—	40
Russia - - - - -	—	203	—	...
Sweden - - - - -	—	127	—	2,957
Turkey in Europe	—	408	—	54
Arabia - - - - -	—	1,676	—	97
China, Treaty Ports	—	1	—	124
Japan - - - - -	—	3	—	138
Maldivo Islands - - - - -	—	240	—	11,370
Mekran and Somiani - - - - -	—	37	—	136
Persia - - - - -	—	8	—	...
Siam - - - - -	—	17	—	8,364
Sumatra - - - - -	—	285	—	70
Turkey in Asia - - - - -	—	17	—	629
Abyssinia - - - - -	—	25	—	2,527
Egypt - - - - -	—	11,460	—	5,679
Madagascar - - - - -	—	...	—	8,721
Mozambique - - - - -	—	...	—	260
Zanzibar - - - - -	—	...	—	3,242
United States - - - - -	—	...	—	...
Other Countries - - - - -	—	1,477,811	—	95,494
<b>MACHINERY AND MILLWORK :</b>				
United Kingdom - - - - -	—	2,820,552	—	18,142
Aden - - - - -	—	554	—	177
Ceylon - - - - -	—	4,721	—	2,077
China, Hong Kong	—	90	—	3,045
Straits Settlements	—	455	—	1,055
Cape Colony - - - - -	—	143	—	20
Mauritius - - - - -	—	1,874	—	6
Australia - - - - -	—	6,111	—	...
Austria-Hungary - - - - -	—	316	—	...
Belgium - - - - -	—	11,237	—	320
France - - - - -	—	261	—	...
Germany - - - - -	—	91	—	...
Italy - - - - -	—	...	—	110
Sweden - - - - -	—	...	—	233
China, Treaty Ports	—	220	—	...
Siam - - - - -	—	...	—	40
Egypt - - - - -	—	...	—	771
Mozambique - - - - -	—	...	—	40
Zanzibar - - - - -	—	14,483	—	...
United States - - - - -	—	...	—	...
		2,861,108	26,036	
<b>RAILWAY PLANT AND ROLLING STOCK (other than Government Stores) -</b>				
United Kingdom - - - - -	—	2,845,013	—	...
Ceylon - - - - -	—	4,831	—	...
Belgium - - - - -	—	7,544	—	...
France - - - - -	—	184	—	...
United States - - - - -	—	18,879	—	...
		2,876,451	...	
<b>TOTAL METALS AND MANUFACTURES OF - - -</b>		13,405,281	375,658	

No. 11—*continued.*QUANTITY and VALUE of IMPORTS and EXPORTS of PRINCIPAL ARTICLES in 1897-98,  
distinguishing COUNTRIES—*continued.*

ARTICLES AND COUNTRIES.	IMPORTS.		EXPORTS.	
	Quantity.	Value.	Quantity.	Value.
<b>IV.—CHEMICALS, DRUGS, MEDICINES AND NARCOTICS, AND DYEING AND TANNING MATERIALS :</b>				
<b>CHEMICALS :</b>				
United Kingdom . . . . .	—	398,991	—	157,155
Aden . . . . .	—	1,906	—	2,959
Ceylon . . . . .	—	267	—	5,760
China, Hong Kong . . . . .	—	1,328	—	84,856
Straits Settlements . . . . .	—	639	—	10,773
Cape Colony . . . . .	...	...	—	146
Mauritius . . . . .	..	5	—	19,945
Natal . . . . .	...	7	—	1
British Guiana . . . . .	..	...	—	12
Australia . . . . .	—	269	—	1,536
Austria-Hungary . . . . .	—	2,797	—	347
Belgium . . . . .	—	7,801	..	...
France . . . . .	—	334	—	14,174
Germany . . . . .	—	25,637	—	7,736
Holland . . . . .	—	116	...	...
Italy . . . . .	—	12,650	—	2,063
Turkey in Europe . . . . .	..	...	—	209
Arabia . . . . .	—	505	—	2,217
China, Treaty Ports . . . . .	—	249	—	4,349
Japan . . . . .	—	1,836	—	2,850
Maldivo Islands . . . . .	.	...	—	2
Mekran and Sonmiani . . . . .	.	...	—	107
Persia . . . . .	—	4	—	3,145
Siam . . . . .	...	...	—	6
Turkey in Asia . . . . .	—	133	—	1,730
Egypt . . . . .	...	...	—	118
Mozambique . . . . .	...	...	—	23
Réunion . . . . .	.	...	—	549
Zanzibar . . . . .	..	..	—	968
United States . . . . .	—	578	—	98,691
Other Countries . . . . .	...	..	—	3
	—	456,052	—	422,430
<b>DRUGS, MEDICINES, AND NARCOTICS :</b>				
<b>CINCHONA BARK :</b>				
United Kingdom . . . . . Lbs.	.	..	3,056,769	78,923
"		.	3,056,769	78,923
<b>QUININE .</b>				
United Kingdom . . . . . Lbs.	45,886	49,001	15	22
Straits Settlements . . . . . "	139	141	...	...
Cape Colony . . . . . "	1	1	..	...
Austria-Hungary . . . . . "	238	187	.	...
Belgium . . . . . "	2,490	1,605	...	...
France . . . . . "	411	411	..	...
Germany . . . . . "	336	202	..	...
Persia . . . . . "	...	...	254	499
Egypt . . . . . "	2	4	..	.
United States . . . . . "	478	455	.	...
	49,981	52,007	269	521

## No. 11—continued.

 QUANTITY and VALUE of IMPORTS and EXPORTS of PRINCIPAL ARTICLES in 1897-98  
 distinguishing COUNTRIES—continued

ARTICLES AND COUNTRIES.	IMPORTS.		EXPORTS.	
	Quantity	Value	Quantity	Value.
IV—CHEMICALS, DRUGS, MEDICINES AND NARCOTICS, AND DYEING AND TANNING MATERIALS—cont.				
OPIUM				
United Kingdom . . . . Lbs	365	537		
Ceylon . . . . Cwt			194	13,676
China, Hong Kong . . . . "			40,133	2,988,874
Straits Settlements . . . . "			18,026	1,259,814
Cape Colony . . . . Lbs	2	5		
Mauritius . . . . Cwt.			61	4,342
Natal . . . . "			12	1,291
Germany . . . . Lbs	3	4		
Arabia . . . . "	5	11		
China, Treaty Ports . . . . Cwt			17,466	1,665,860
Cochin-China . . . . "			1,026	69,020
Java . . . . "			813	55,923
Philippine Islands . . . . "			323	22,543
Siam . . . . "			220	15,623
Mozambique . . . . "			5	467
Other Countries . . . . "			1	130
Lbs	375	537		
Cwt.			78,280	6,097,563
TOBACCO				
UNMANUFACTURED :				
United Kingdom . . . . Lbs	68,250	14,679	4,015	433
Malta . . . . "	1,454	186		
Aden . . . . "			3,538,020	43,307
Ceylon . . . . "	439,541	4,874	182,372	3,199
China, Hong Kong . . . . "			1,195	13
Straits Settlements . . . . "	25,435	1,033	4,394,821	37,282
Mauritius . . . . "	82	2	110,846	2,557
Natal . . . . "			4,314	161
Belgium . . . . "	24,458	8,471	30,151	462
Germany . . . . "	1,640	444	4,449	22
Holland . . . . "			1,410,000	3,840
Turkey in Europe . . . . "	19,053	1,429		
Java . . . . "	15,909	8,901		
Maldive Islands . . . . "	294	3	22,342	335
Mekran and Sonmani . . . . "	784	5	35,882	311
Persia . . . . "	16,005	234		
Turkey in Asia . . . . "	4,214	248	861	12
Abyssinia . . . . "			15,498	189
Egypt . . . . "	2,081	321	4,305	53
Zanzibar . . . . "			652	8
United States . . . . "	8,826	408		
"	658,026	41,238	9,759,723	92,184
MANUFACTURED :				
United Kingdom . . . . Lbs	1,212,749	144,515	234,408	32,245
Gibraltar . . . . "	42	86	8,148	922
Malta . . . . "	1,254	559	3,880	377
Aden . . . . "	1,813	497	42,812	3,691
Ceylon . . . . "	3,690	844	70,902	4,086
China, Hong Kong . . . . "	16,519	3,472	9,804	357
Straits Settlements . . . . "	231,175	11,603	283,804	17,555
Cape Colony . . . . "	504	1	1,321	213
Mauritius . . . . "			26,884	2,635
Natal . . . . "			18,960	3,311
British Guiana . . . . "	657	2	82	10
Canada . . . . "	5,700	1,061		
Australia . . . . "	195	31	9,749	1,512
Austria-Hungary . . . . "	4,431	611	1,152	135
Belgium . . . . "	9,663	3,368	1,305	115
Denmark . . . . "			50	10
France . . . . "	303	83	3,668	556
Germany . . . . "	12,374	4,576	4,330	541
Holland . . . . "	1,355	338		
Italy . . . . "	6	2		
Russia . . . . "	6	1		
Turkey in Europe . . . . "	60	24	16	2
Arabia . . . . "			16,664	458
China, Treaty Ports . . . . "	318	60	1,131	138
Cochin-China . . . . "			50	6
Japan . . . . "			459	106
Java . . . . "			360	35
Maldive Islands . . . . "			92,489	1,120
Mekran and Sonmani . . . . "			1,468	109

## No. 11—continued.

QUANTITY and VALUE of IMPORTS and EXPORTS of PRINCIPAL ARTICLES in 1897-98,  
distinguishing COUNTRIES—continued.

ARTICLES AND COUNTRIES.	IMPORTS.		EXPORTS.	
	Quantity.	Value.	Quantity	Value.
<b>IV.—CHEMICALS, DRUGS, MEDICINES AND NARCOTICS, AND DYEING AND TANNING MATERIALS—cont</b>				
<b>DRUGS, MEDICINES, AND NARCOTICS—cont</b>				
<b>TOBACCO MANUFACTURED—continued.</b>				
Persia - - - - - Lbs.	577	81	15,648	1,184
Philippine Islands - - - - - "	6,257	1,448		
Siam - - - - - "	183	9	2,423	294
Turkey in Asia - - - - - "	30	2	1,641	98
Egypt - - - - - "	43,983	25,257	3,204	483
Madagascar - - - - - "			339	60
Mozambique - - - - - "	2,562	47	1,040	181
Zanzibar - - - - - "	4	1	7,126	1,104
West Indies - - - - - "	58	14		
United States - - - - - "	421,678	42,948	100	8
Other Countries - - - - - "			1,059	220
	1,978,146	241,541	866,566	73,877
<b>OTHER DRUGS, MEDICINES, AND NARCOTICS - - - - - }</b>	—	501,543	—	118,046
<b>DYEING AND TANNING MATERIALS</b>				
<b>ANILINE AND ALIZARINE DYES :</b>				
United Kingdom - - - - - Lbs.	165,287	17,482	1,426	128
Aden - - - - - "	...	...	1,294	140
Ceylon - - - - - "	...	...	8,478	706
China, Hong Kong - - - - - "	152	38	50	10
Straits Settlements - - - - - "	1,488	188	950	98
Mauritius - - - - - "	...	...	550	100
Austria-Hungary - - - - - "	102,129	15,473	336	17
Belgium - - - - - "	3,741,265	309,629	4,841	844
France - - - - - "	2,006	267		
Germany - - - - - "	682,448	52,427	6,898	433
Holland - - - - - "	2,278,916	139,421		
Italy - - - - - "	656,979	82,819	3	0
Arabia - - - - - "		...	2,350	417
Japan - - - - - "	100	10		
Persia - - - - - "	3,525	554	71,757	13,126
Turkey in Asia - - - - - "		...	16,820	2,059
Mozambique - - - - - "	...	...	700	44
Zanzibar - - - - - "	2	0	1,402	140
	7,634,297	618,308	117,855	18,262
<b>CUTCH AND GAMBIER :</b>				
United Kingdom - - - - - Cwt.	...	...	72,674	141,070
Aden - - - - - "	...	...	55	111
Ceylon - - - - - "	137	254	2,973	5,467
Straits Settlements - - - - - "	27,220	51,355	10,945	21,077
Mauritius - - - - - "	...	...	76	125
Natal - - - - - "	...	...	15	33
British Guiana - - - - - "	...	...	9	14
Australia - - - - - "	...	...	67	102
Belgium - - - - - "	...	...	150	300
France - - - - - "	...	...	950	2,025
Germany - - - - - "	...	...	600	730
Holland - - - - - "	...	...	2,000	4,230
Italy - - - - - "	...	...	121	200
Turkey in Europe - - - - - "	...	...	1	1
Arabia - - - - - "	...	...	56	112
Maldivo Islands - - - - - "	...	...	19	48
Turkey in Asia - - - - - "	...	...	25	53
Egypt - - - - - "	...	...	6,623	12,117
Madagascar - - - - - "	...	...	1	2
Zanzibar - - - - - "	...	...	209	415
Other Countries - - - - - "	...	...	1	2
	27,357	51,609	97,570	188,234
<b>INDIGO :</b>				
United Kingdom - - - - - Cwt.	7	178	28,376	653,274
Malta - - - - - "	...	...	49	1,080
Aden - - - - - "	...	...	8	104
China, Hong Kong - - - - - "	...	...	77	1,197
Ceylon - - - - - "	...	...	498	9,721



No. 11—*continued.*QUANTITY and VALUE of IMPORTS and EXPORTS of PRINCIPAL ARTICLES in 1897-98,  
distinguishing COUNTRIES—*continued.*

ARTICLES AND COUNTRIES.	IMPORTS.		EXPORTS.	
	Quantity.	Value.	Quantity	Value.
IV.—CHEMICALS, DRUGS, MEDICINES AND NARCOTICS, AND DYEING AND TANNING MATERIALS— <i>continued</i>				
\ DYEING AND TANNING MATERIALS— <i>cont.</i>				
INDIGO— <i>continued.</i>				
Straits Settlements - - - Cwt.	24	14	750	16,417
Mauritius - - - - - "	.	..	1	7
Australia - - - - - "	.	..	2	80
Austria-Hungary - - - - - "	.	.	9,850	255,918
Belgium - - - - - "	.	.	1,381	32,709
Denmark - - - - - "	.	...	40	1,120
France - - - - - "	1	17	10,632	256,292
Germany - - - - - "	—	5	7,268	177,091
Greece - - - - - "	..	..	207	5,460
Holland - - - - - "	...	...	3,798	85,184
Italy - - - - - "	—	13	2,436	62,148
Russia - - - - - "	.	..	2,311	30,451
Sweden - - - - - "	.	.	211	5,715
Turkey in Europe - - - - - "	.	.	137	3,320
Arabia - - - - - "	.	.	275	3,090
Japan - - - - - "	..	...	16,613	344,444
Persia - - - - - "	.	.	7,473	131,682
Turkey in Asia - - - - - "	.	.	5,105	127,990
Egypt - - - - - "	.	.	24,659	334,827
Tripoli - - - - - "	.	...	22	675
Tunis - - - - - "	.	..	26	748
Zanzibar - - - - - "	.	...	1	12
United States - - - - - "	.	.	21,643	516,637
"	32	227	133,849	3,057,402
MYRABOLAMS :				
United Kingdom - - - Cwt.	2	1	361,320	136,491
Aden - - - - - "	.	...	403	206
Ceylon - - - - - "	782	317	1,318	423
China, Hong Kong - - - - - "	.	...	1,751	569
Straits Settlements - - - - - "	.	...	389	143
Mauritius - - - - - "	.	...	38	31
Natal - - - - - "	.	...	211	83
British Guiana - - - - - "	.	...	1	1
Australia - - - - - "	.	...	9,537	3,902
Austria-Hungary - - - - - "	.	...	75,778	28,128
Belgium - - - - - "	.	...	103,639	30,947
France - - - - - "	.	...	26,486	9,318
Germany - - - - - "	.	...	139,700	46,625
Italy - - - - - "	.	...	3,750	1,293
Russia - - - - - "	.	...	1,405	642
Arabia - - - - - "	.	..	6	2
China, Treaty Ports - - - - - "	.	..	16	3
Japan - - - - - "	.	..	75	34
Persia - - - - - "	.	..	46	23
Turkey in Asia - - - - - "	.	..	40	20
Egypt - - - - - "	.	..	51	27
Zanzibar - - - - - "	.	..	1	1
United States - - - - - "	.	...	100	37
"	784	318	726,060	258,949
TURMERIC :				
United Kingdom - - - Cwt.	1	2	1,926	1,611
Aden - - - - - "	.	..	3,869	3,718
Ceylon - - - - - "	7	6	5,615	4,641
China, Hong Kong - - - - - "	3,768	2,690	24	26
Straits Settlements - - - - - "	846	536	882	786
Cape Colony - - - - - "	.	..	45	46
Mauritius - - - - - "	.	..	1,767	1,815
Natal - - - - - "	.	...	789	787
British Guiana - - - - - "	.	..	10	9
Australia - - - - - "	13	4	189	184
Austria-Hungary - - - - - "	.	.	206	103
France - - - - - "	.	..	800	655
Germany - - - - - "	.	...	722	506
Arabia - - - - - "	.	...	1,614	1,678
China, Treaty Ports - - - - - "	96	82	.	.
Maldivo Islands - - - - - "	.	...	7	7
Mekran and Somiani - - - - - "	.	..	83	87
Persia - - - - - "	1	2	3,499	3,367
Turkey in Asia - - - - - "	..	..	1,629	1,554
Egypt - - - - - "	.	..	182	182

## No. 11—continued.

QUANTITY and VALUE of IMPORTS and EXPORTS of PRINCIPAL ARTICLES in 1897-98,  
distinguishing COUNTRIES—continued.

ARTICLES AND COUNTRIES.	IMPORTS.		EXPORTS.	
	Quantity.	Value.	Quantity.	Value.
IV.—CHEMICALS, DRUGS, MEDICINES AND NARCOTICS, AND DYEING AND TANNING MATERIALS—continued.				
DYEING AND TANNING MATERIALS—cont.				
TURMERIC—continued.				
Madagascar - - - Cwt.	..	...	13	13
Mozambique - - - "	..	...	87	89
Réunion - - - "	..	...	5	5
Zanzibar - - - "	..	...	1,231	1,112
United States - - - "	..	...	2,822	1,968
West Indies - - - "	..	...	20	17
Other Countries - - - "	..	...	31	31
"	4,732	3,322	28,067	24,997
OTHER SORTS - - - "	41,714	93,822	.	19,635
TOTAL CHEMICALS, DRUGS, MEDICINES AND NARCOTICS, AND DYEING AND TANNING MATERIALS - - - }	—	2,060,544	—	10,451,023
V. OILS:				
MINERAL:				
United Kingdom - - - { Gals.	2,344,277	139,142	{ 73	55,562
Aden - - - - - { Cwt.	370		{ 27,848	
Ceylon - - - - - { Gals.	38,877	2,199	{ 538	104
China, Hong Kong - - - "	6,721	449	{ 31,509	2,851
Straits Settlements - - - }	613,593	32,632	{ 7,246	787
Mauritius - - - - - { Cwt.	..	..	{ 9,233	2,964
Australia - - - - - { Gals.	..	..	{ 1,210	..
Austria-Hungary - - - "	49,896	3,041	{ 41,413	2,547
Belgium - - - - - "	4,986	445	{ 600	1,215
Germany - - - - - { Cwt.	86,188	4,713	..	..
Italy - - - - - { Gals.	62	10	..	0
Russia - - - - - "	50,672,226	2,059,662	..	..
Arabia - - - - - { Gals.	..	..	{ 103,752	4,199
China, Treaty Ports - - - "	..	..	{ 8,815	581
Japan - - - - - "	..	..	{ 6,960	696
Java - - - - - { Cwt.	..	..	{ 1,200	46
Maldiv Islands - - - { Gals.	..	..	{ 7	9
Mekran and Somiani - - - "	..	..	{ 213	251
Persia - - - - - "	..	..	{ 5,309	7,577
Siam - - - - - "	12	1	{ 165,467	..
Sumatra - - - - - "	7,540,866	328,978	..	..
Turkey in Asia - - - "	..	..	{ 78,999	2,960
Egypt - - - - - { Cwt.	..	..	{ 5	10
Madagascar - - - { Gals.	..	..	{ 77,341	3,033
Mozambique - - - - "	..	..	{ 53,848	2,243
Zanzibar - - - - - "	..	..	{ 68,383	2,882
United States - - - "	25,967,322	1,080,520	..	..
Other Countries - - - "	..	..	{ 31,195	1,273
"	87,325,026	3,651,792	{ 691,522	91,790
Cwt.	378		{ 29,670	
VEGETABLE:				
CASTOR:				
United Kingdom - - - Gals.	..	1	460,783	59,407
Aden - - - - - "	..	..	4,234	639
Ceylon - - - - - "	467	53	84,363	10,290
China, Hong Kong - - - "	..	..	63,339	8,789
Straits Settlements - - - "	..	..	281,315	34,021
Cape Colony - - - - - "	..	..	207,649	34,126
Mauritius - - - - - "	..	..	110,115	14,112
Natal - - - - - "	..	..	84,288	11,027
British Guiana - - - - "	..	..	1,113	152
Australia - - - - - "	..	..	619,867	80,973
Austria-Hungary - - - "	..	..	5,996	667
Germany - - - - - "	..	..	7,301	906
Arabia - - - - - "	..	..	8	1
Japan - - - - - "	..	..	37	4
Mekran and Somiani - - - "	..	..	145	23
Siam - - - - - "	..	..	139	24
Turkey in Asia - - - - "	..	..	360	58
Egypt - - - - - "	..	..	2,098	261

## No. 11—continued.

QUANTITY and VALUE of IMPORTS and EXPORTS of PRINCIPAL ARTICLES in 1897-98,  
distinguishing COUNTRIES—continued

ARTICLES AND COUNTRIES.	IMPORTS.		EXPORTS.	
	Quantity	Value	Quantity	Value
V.—OILS—continued				
VEGETABLE—continued				
CASTOR—continued.				
Mozambique - - - - - Gals.			5,436	791
Réunion - - - - - "			2,000	268
Zanzibar - - - - - "			4,106	606
United States - - - - - "			5,475	660
West Indies - - - - - "			1,369	169
Other Countries - - - - - "			1,973	280
	471	54	1,953,509	258,254
COCOANUT .				
United Kingdom - - - - - Gals	180,799	23,684	378,524	51,097
Aden - - - - - "			9,204	1,377
Ceylon - - - - - "	2,600,819	376,586		
Straits Settlements - - - - - "	3,314	608		
Cape Colony - - - - - "			4,051	565
Mauritius - - - - - "			383	56
Natal - - - - - "			11,383	1,930
Austria-Hungary - - - - - "			2,823	395
Belgium - - - - - "			109,490	14,814
France - - - - - "			15,756	2,179
Germany - - - - - "			181,099	23,894
Arabia - - - - - "			4,601	629
Japan - - - - - "			9	1
Mekran and Sonmiani - - - - - "			603	92
Persia - - - - - "			1,182	169
Siam - - - - - "		1	100	14
Turkey in Asia - - - - - "			1,902	212
Egypt - - - - - "			48	7
Madagascar - - - - - "			1,423	206
Mozambique - - - - - "			5,050	724
Zanzibar - - - - - "			1,016	152
United States - - - - - "			315,733	37,590
Other Countries - - - - - "			955	148
	2,784,936	400,879	1,046,235	136,251
OTHER OILS - - - - - { Gals Cwt	625,057	93,841	{ 566,651 242,000	{ 199,990
TOTAL OILS - - - - - { Gals Cwt	90,735,490 378	4,146,566	{ 4,257,917 271,670	{ 686,285
VI.—RAW MATERIALS AND UNMANUFACTURED ARTICLES				
COAL (including coke and patent fuel)				
United Kingdom - - - - - Tons	231,551	490,356	117	140
Aden - - - - - "			8,096	9,207
Ceylon - - - - - "	53	79	105,039	106,795
Straits Settlements - - - - - "	5	1	85,347	82,845
Cape Colony - - - - - "	55	108		
Mauritius - - - - - "	20	20	7,317	7,317
Australia - - - - - "	16,406	26,253		
France - - - - - "			6	8
Arabia - - - - - "			2,237	3,099
Japan - - - - - "	14,213	20,335		
Persia - - - - - "			1,031	1,046
Turkey in Asia - - - - - "			52	74
Zanzibar - - - - - "			2,308	2,308
Other Countries - - - - - "	100	200	1,311	1,311
	262,403	537,352	212,861	214,150
COIR				
United Kingdom - - - - - Cwt			39,248	24,589
Aden - - - - - "			183	120
Ceylon - - - - - "	141	101		
Straits Settlements - - - - - "			7	4
Cape Colony - - - - - "			8,114	6,513
Mauritius - - - - - "			449	286
Natal - - - - - "			3,191	3,365
Australia - - - - - "	1	0	121	120
Belgium - - - - - "			943	800
France - - - - - "			112	79
Germany - - - - - "			2,660	1,940

## No. 11—continued.

QUANTITY and VALUE of IMPORTS and EXPORTS of PRINCIPAL ARTICLES in 1897-98,  
distinguishing COUNTRIES—continued.

ARTICLES AND COUNTRIES.	IMPORTS		EXPORTS.	
	Quantity.	Value.	Quantity	Value.
<b>VI.—RAW MATERIALS AND UNMANUFACTURED ARTICLES—continued.</b>				
<b>COIR—continued.</b>				
Arabia - - - - - Cwt.	..		1,021	576
Japan - - - - - "			10	5
Turkey in Asia - - - - - "			3,009	1,679
Mozambique - - - - - "			3	2
Zanzibar - - - - - "			72	47
United States - - - - - "			1,797	1,988
Other Countries - - - - - "			54	43
"	142	101	60,994	42,156
<b>COTTON, RAW -</b>				
United Kingdom - - - - - Cwt.	6,018	14,385	206,062	423,545
Aden - - - - - "	81	211	31	44
Ceylon - - - - - "	390	619	9,754	22,491
China, Hong Kong			116,297	269,648
Straits Settlements - - - - - "	9	12	38,591	84,266
Cape Colony - - - - - "			28	83
Mauritius - - - - - "			261	363
Natal - - - - - "			20	43
Australia - - - - - "			2,901	7,283
Austria-Hungary - - - - - "			334,186	792,220
Belgium - - - - - "			394,320	910,038
France - - - - - "			176,972	433,609
Germany - - - - - "			585,698	1,432,479
Holland - - - - - "			480	1,042
Italy - - - - - "			500,792	1,132,901
Russia - - - - - "			1,187	3,537
Spain - - - - - "			4,300	10,042
Sweden - - - - - "			1,600	4,500
Turkey in Europe - - - - - "			175	425
Arabia - - - - - "	110	200	1,148	787
China, Treaty Ports - - - - - "	1	6	35,153	85,251
Japan - - - - - "	1	4	1,311,206	3,256,206
Java - - - - - "	268	161		
Maldiv Islands - - - - - "			4	10
Mekran and Sonmiani - - - - - "	6,503	5,203		
Persia - - - - - "	8,908	22,354	45	68
Turkey in Asia - - - - - "	105	263	10	14
Egypt - - - - - "	23,307	59,190		
Mozambique - - - - - "			27	57
Zanzibar - - - - - "	53	95	1,803	1,098
United States - - - - - "	459	1,148	112	333
Other Countries - - - - - "			36	75
"	46,213	103,851	3,722,909	8,872,458
<b>FODDER, BRAN, AND CATTLE FOOD (including Hay and Straw):</b>				
United Kingdom - - - - - Cwt.	1,111	307	1,161,554	166,230
Aden - - - - - "			7,434	2,430
Ceylon - - - - - "	274	68	105,938	31,487
China, Hong Kong			63	25
Straits Settlements - - - - - "	14	4	1,008,269	146,300
Cape Colony - - - - - "			460	105
Mauritius - - - - - "	1	0	34,161	12,221
Natal - - - - - "			12,229	4,270
Australia - - - - - "	23,022	11,317	136	58
Austria-Hungary - - - - - "	24	9		
Belgium - - - - - "			155	51
Germany - - - - - "			58,876	16,129
Italy - - - - - "	120	20	17,238	5,209
Arabia - - - - - "			37	10
Java - - - - - "			1,670	913
Mekran and Sonmiani - - - - - "			77	20
Persia - - - - - "	22	6	126	26
Philippine Islands - - - - - "	...		30	12
Siam - - - - - "			800	68
Sumatra - - - - - "			160	18
Turkey in Asia - - - - - "	139	28		
Egypt - - - - - "			479,520	61,990
Madagascar - - - - - "	...		26	13
Zanzibar - - - - - "	314	88	4,180	903
United States - - - - - "	525	30	104	31
"	25,566	11,877	2,893,243	448,519

## No. 11—continued.

QUANTITY and VALUE of IMPORTS and EXPORTS of PRINCIPAL ARTICLES in 1897-98,  
distinguishing COUNTRIES—continued.

ARTICLES AND COUNTRIES.	IMPORTS.		EXPORTS.	
	Quantity.	Value.	Quantity.	Value.
<b>VI.—RAW MATERIALS AND UNMANUFACTURED ARTICLES—continued.</b>				
<b>GUMS AND RESINS:</b>				
United Kingdom - - - - Cwt.	19,140	10,644	42,287	87,662
Aden - - - - "	6,727	9,637	248	297
Ceylon - - - - "	15	20	348	493
China, Hong Kong			5,573	6,646
Straits Settlements - - - - "	12,575	29,294	24	144
Mauritius - - - - "	...	...	55	247
Natal - - - - "	...	...	46	278
British Guiana - - - - "	...	...	2	11
Australia - - - - "	...	...	23	99
Austria-Hungary - - - - "	93	53	808	1,035
Belgium - - - - "	434	267	12,527	19,039
France - - - - "	...	...	9,248	14,830
Germany - - - - "	25,593	14,551	7,398	13,210
Italy - - - - "	...	...	28	62
Sweden - - - - "	141	77	...	...
Turkey in Europe - - - - "	1	7	15	42
Arabia - - - - "	14,180	15,084	638	685
Japan - - - - "	...	...	1,255	2,684
Mekran and Sonmiani - - - - "	35	33	6	14
Maldiv Islands - - - - "	...	...	—	1
Persia - - - - "	16,136	16,685	360	466
Siam - - - - "	...	...	6	5
Turkey in Asia - - - - "	6	8	650	479
Egypt - - - - "	...	...	46	54
Madagascar - - - - "	...	...	2	2
Mozambique - - - - "	14	41	264	153
Zanzibar - - - - "	1,088	2,565	755	2,161
United States - - - - "	1,572	884	...	...
Other Countries - - - - "	4,289	5,867	14	16
	102,039	105,717	82,626	150,815
<b>HEMP, RAW.</b>				
United Kingdom - - - - Cwt.	800	2,990	119,804	101,930
Aden - - - - "	...	...	105	105
Ceylon - - - - "	...	...	3	4
China, Hong Kong	8,202	10,666	...	...
Straits Settlements - - - - "	6,341	7,174	...	...
Australia - - - - "	...	...	4	10
Austria-Hungary - - - - "	62	238	70	60
Belgium - - - - "	...	...	76,646	81,004
France - - - - "	...	...	2,332	2,651
Germany - - - - "	...	...	1,926	1,991
Italy - - - - "	549	2,013	194	182
Russia - - - - "	...	...	89	63
Arabia - - - - "	...	...	1,741	2,001
Japan - - - - "	...	...	70	77
Mekran and Sonmiani - - - - "	...	...	5	6
Persia - - - - "	...	...	1,662	1,913
Philippine Islands - - - - "	491	599	...	...
Turkey in Asia - - - - "	...	...	26	21
Zanzibar - - - - "	...	...	7	9
United States - - - - "	...	...	1,786	1,050
Other Countries - - - - "	...	...	147	147
	16,445	23,680	206,617	193,314
<b>HIDES AND SKINS:</b>				
United Kingdom - - - - Cwt.	62	259	96,065	468,982
Aden - - - - "	880	1,557	28	143
Ceylon - - - - "	4,180	16,387	—	2
Straits Settlements - - - - "	2,512	12,461	5,075	12,340
Mauritius - - - - "	484	1,566	...	...
Australia - - - - "	...	...	107	683
Austria-Hungary - - - - "	...	...	83,570	363,076
Belgium - - - - "	...	...	3,082	12,207
France - - - - "	...	...	52,529	308,451
Germany - - - - "	22	94	328,086	1,430,784
Holland - - - - "	...	...	3,269	15,444
Italy - - - - "	...	...	92,896	425,280
Russia - - - - "	...	...	228	900
Spain - - - - "	...	...	7,189	30,437
Turkey in Europe - - - - "	...	...	4,346	15,431
Arabia - - - - "	1,622	7,244	83	185
Japan - - - - "	...	...	65	463

## No. 11—continued.

QUANTITY and VALUE of IMPORTS and EXPORTS of PRINCIPAL ARTICLES in 1897-98,  
distinguishing COUNTRIES—continued.

ARTICLES AND COUNTRIES.	IMPORTS.		EXPORTS.	
	Quantity.	Value.	Quantity	Value.
<b>VI.—RAW MATERIALS AND UNMANUFACTURED ARTICLES—continued.</b>				
<b>HIDES AND SKINS—continued.</b>				
Mekran and Somiani - - - Cwt.	2,058	5,307		
Persia - - - - - "	13,021	50,898	307	1,328
Turkey in Asia - - - - - "	686	2,184	186	454
Egypt - - - - - "	..	..	19,783	62,058
Mozambique - - - - - "	15	29		
Zanzibar - - - - - "	484	1,554	16	81
United States - - - - - "	...	..	211,995	1,346,164
Other Countries - - - - - "	20	75		
	26,046	99,615	908,905	4,494,893
<b>IVORY:</b>				
United Kingdom - - - Lbs.	117,412	84,142	68,818	39,653
Aden - - - - - "	20,720	14,011		
China, Hong Kong - - - - - "			31,152	15,285
Straits Settlements - - - - - "	1,065	679	6,155	2,064
Natal - - - - - "	947	631	30	6
Austria-Hungary - - - - - "	10,534	7,701		
Belgium - - - - - "	4,676	3,314		
France - - - - - "	8,667	6,184	80	25
Germany - - - - - "	10,804	6,831	1,933	962
Japan - - - - - "			27,110	11,135
Abyssinia - - - - - "	8,396	5,510		
Mozambique - - - - - "	43,242	26,588		
Zanzibar - - - - - "	108,328	58,896	311	184
Other Countries - - - - - "	771	439		
	335,562	214,926	135,589	69,314
<b>JEWELLERY. PRECIOUS STONES AND PEARLS, UNSET:</b>				
United Kingdom - - - - -	—	809	—	1,060
Aden - - - - -	—	27,370	—	368
Ceylon - - - - -	—	3,557	—	..
China, Hong Kong - - - - -	—	..	—	3,771
Straits Settlements - - - - -	—	1,261	—	999
Austria-Hungary - - - - -	—	802	—	4,110
Belgium - - - - -	—	30	—	
France - - - - -	—	245	—	1,751
Germany - - - - -	—	23	—	
Italy - - - - -	—	838	—	
Russia - - - - -	—	..	—	1,150
Turkey in Europe - - - - -	—	..	—	85
Arabia - - - - -	—	215,190	—	6,900
Japan - - - - -	—	170	—	
Persia - - - - -	—	189,197	—	3,485
Turkey in Asia - - - - -	—	710	—	..
Abyssinia - - - - -	—	7,234	—	1,429
Egypt - - - - -	—	407	—	
Mozambique - - - - -	—	250	—	
Zanzibar - - - - -	—	2,397	—	60
	—	450,490	—	25,168
<b>JUTE, RAW:</b>				
United Kingdom - - - Cwt.	13	4	8,125,174	5,816,362
Ceylon - - - - - "	...	...	7	5
China, Hong Kong - - - - - "	...	...	20,097	13,166
Straits Settlements - - - - - "	...	...	425	313
Australia - - - - - "	...	...	7,466	5,768
Austria-Hungary - - - - - "	...	...	536,097	382,263
France - - - - - "	...	...	722,369	523,575
Germany - - - - - "	...	...	2,707,544	1,990,712
Italy - - - - - "	...	...	511,477	374,825
Spain - - - - - "	...	...	215,559	163,614
Japan - - - - - "	...	...	3,375	1,257
Siam - - - - - "	...	...	4	3
Zanzibar - - - - - "	...	...	76	74
United States - - - - - "	...	...	2,173,655	858,055
	13	4	15,023,325	10,129,992

No. 11—*continued.*QUANTITY and VALUE of IMPORTS and EXPORTS of PRINCIPAL ARTICLES in 1897-98,  
distinguishing COUNTRIES—*continued.*

ARTICLES AND COUNTRIES	IMPORTS.		EXPORTS.	
	Quantity.	Value	Quantity.	Value.
VI—RAW MATERIALS AND UNMANUFACTURED ARTICLES— <i>continued.</i>				
MANURES				
United Kingdom - - - - Tons	840	3,506	34,813	195,142
Ceylon - - - - "	1	2	4,589	16,627
Straits Settlements - - - - "			981	4,123
Mauritius - - - - "	53	723	487	3,558
Natal - - - - "			50	250
Australia - - - - "			560	3,146
Austria-Hungary - - - - "			148	819
Belgium - - - - "	25	150	4,212	23,028
France - - - - "			10,347	55,816
Germany - - - - "	51	329	16,002	90,551
Arabia - - - - "	56	205		
Mekran and Sommani - - - - "	186	748		
Japan - - - - "			215	1,290
Madagascar - - - - "	4	16		
Zanzibar - - - - "	4	15		
United States - - - - "			200	900
	1,220	5,694	72,664	395,250
SEEDS				
CASTOR.				
United Kingdom - - - - Cwt			270,323	193,703
Ceylon - - - - "	1	1		
Straits Settlements - - - - "	25	12		
Mauritius - - - - "			3	2
Natal - - - - "			1,905	1,314
Austria-Hungary - - - - "			2,000	1,625
Belgium - - - - "			173,033	125,423
France - - - - "			431,393	309,758
Italy - - - - "			81,257	58,019
Russia - - - - "			43,650	31,780
Turkey in Asia - - - - "	32	25		
Egypt - - - - "			55,595	37,967
Mozambique - - - - "	20	13		
	78	51	1,059,159	759,591
LINSEED				
United Kingdom - - - - Cwt			2,184,522	1,326,043
Aden - - - - "			20	14
Ceylon - - - - "			17	13
China, Hong Kong - - - - "			50	32
Straits Settlements - - - - "			55	50
Cape Colony - - - - "			18	10
Mauritius - - - - "			92	62
Natal - - - - "			37	20
British Guiana - - - - "			7	5
Australia - - - - "			6,235	3,885
Austria-Hungary - - - - "			29,442	18,393
Belgium - - - - "			224,686	140,020
France - - - - "			856,180	537,585
Germany - - - - "			818,294	498,173
Holland - - - - "			104,366	62,442
Italy - - - - "			349,991	216,703
Arabia - - - - "			15	12
Persia - - - - "	9,311	6,556		
Turkey in Asia - - - - "	801	531		
United States - - - - "			20,020	11,944
West Indies - - - - "			89,347	54,146
	10,112	7,087	4,683,394	2,869,552
POPPY				
United Kingdom - - - - Cwt.			202	147
Aden - - - - "			18	15
Ceylon - - - - "	1	1	27	22
China, Hong Kong - - - - "			77	60
Straits Settlements - - - - "			153	105
Mauritius - - - - "			56	78
Natal - - - - "			6	6
British Guiana - - - - "			1	2
Belgium - - - - "			284,706	201,467
France - - - - "			434,596	316,438
Germany - - - - "			55,583	38,762

No. 11—*continued.*QUANTITY AND VALUE OF IMPORTS and EXPORTS of PRINCIPAL ARTICLES in 1897-98,  
distinguishing COUNTRIES—*continued.*

ARTICLES AND COUNTRIES	IMPORTS.		EXPORTS.	
	Quantity.	Value.	Quantity	Value
<b>VI.—RAW MATERIALS AND UNMANUFACTURED ARTICLES—<i>continued.</i></b>				
<b>SEEDS—<i>continued.</i></b>				
<b>POPPY—<i>continued.</i></b>				
Holland - - - - - Cwt.			2,001	1,398
Zanzibar - - - - - "			15	14
Arabia - - - - - "			9	7
Japan - - - - - "			196	156
Mekran and Sonmiani - - - - - "			1	1
Persia - - - - - "	2,524	2,136		
"	2,525	2,137	777,647	558,718
<b>RAPESEED :</b>				
United Kingdom - - - - - Cwt	5	7	265,391	167,812
Ceylon - - - - - "			496	351
Straits Settlements - - - - - "			15	12
Cape Colony - - - - - "			7	5
Mauritius - - - - - "			74	56
Natal - - - - - "			1,548	1,086
Australia - - - - - "			180	162
Belgium - - - - - "			1,190,795	834,024
France - - - - - "			1,113,784	778,571
Germany - - - - - "			833,665	585,723
Holland - - - - - "			95,274	60,699
Italy - - - - - "			59,115	43,455
Russia - - - - - "			8,000	5,600
Japan - - - - - "			37	26
Mekran and Sonmiani - - - - - "	10,270	6,011		
"	10,275	6,018	3,568,381	2,477,582
<b>TIL OR JINJILI :</b>				
Aden - - - - - Cwt			6,615	5,347
Ceylon - - - - - "	109	77	15,724	11,750
China, Hong Kong - - - - - "			357	304
Straits Settlements - - - - - "	34,799	24,290	2,118	1,816
Mauritius - - - - - "			8	6
British Guiana - - - - - "			3	2
Australia - - - - - "			3	3
Austria-Hungary - - - - - "			110,403	86,831
Belgium - - - - - "			406,684	347,877
France - - - - - "			1,066,051	818,291
Germany - - - - - "			103,779	92,707
Italy - - - - - "			274,464	217,093
Arabia - - - - - "			2,127	1,745
Japan - - - - - "			807	650
Mekran and Sonmiani - - - - - "			4	2
Persia - - - - - "	483	318	140	117
Turkey in Asia - - - - - "	83	50		
Egypt - - - - - "			21,749	18,032
Mozambique - - - - - "	615	492		
"	36,089	25,227	2,011,036	1,602,573
<b>OTHER SEEDS - - - - - "</b>	<b>19,144</b>	<b>34,554</b>	<b>462,803</b>	<b>332,799</b>
<b>TOTAL SEEDS :</b>				
United Kingdom - - - - - Cwt.	929	7,477	2,738,660	1,699,384
Aden - - - - - "	18	34	17,528	10,517
Ceylon - - - - - "	2,087	5,982	79,896	130,879
China, Hong Kong - - - - - "	229	297	2,196	1,828
Straits Settlements - - - - - "	37,675	26,288	58,185	49,161
Cape Colony - - - - - "	1	0	25	15
Mauritius - - - - - "	36	29	3,832	3,614
Natal - - - - - "			7,125	6,045
British Guiana - - - - - "			421	397
Australia - - - - - "	16	51	6,808	4,461
Austria-Hungary - - - - - "	28	722	142,850	107,653
Belgium - - - - - "	786	676	2,306,831	1,663,595
France - - - - - "	41	85	4,129,816	2,852,388
Germany - - - - - "	4,520	4,647	1,822,258	1,221,654
Holland - - - - - "	272	270	201,641	124,540
Italy - - - - - "	2	107	794,630	547,220
Russia - - - - - "	...	..	51,650	37,380



No. 11—*continued.*

QUANTITY and VALUE of IMPORTS and EXPORTS of PRINCIPAL ARTICLES in 1897-98.  
distinguishing COUNTRIES—*continued.*

ARTICLES AND COUNTRIES.	IMPORTS.		EXPORTS.	
	Quantity.	Value.	Quantity.	Value.
VI.—RAW MATERIALS AND UNMANUFACTURED ARTICLES— <i>continued.</i>				
TOTAL SEEDS— <i>continued</i>				
Turkey in Europe - - - Cwt			3	7
Arabia - - - - - "	32	37	5,277	4,201
China, Treaty Ports - - - - - "		1	7	6
Cochin-China - - - - - "			3	2
Japan - - - - - "	4	4	1,040	832
Java - - - - - "			430	7,706
Maldive Islands - - - - - "			61	68
Mekran and Sonmiani - - - - - "	10,277	6,017	455	246
Persia - - - - - "	17,318	19,114	1,161	900
Siam - - - - - "			19	23
Turkey in Asia - - - - - "	1,109	865	225	197
Egypt - - - - - "	72	89	77,474	56,161
Madagascar - - - - - "	1	1	38	54
Mozambique - - - - - "	2,761	2,208	220	311
Réunion - - - - - "			40	24
Zanzibar - - - - - "			2,061	3,016
United States - - - - - "	9	73	20,020	11,944
West Indies - - - - - "			89,452	54,271
Other Countries - - - - - "			82	116
	78,223	75,074	12,562,420	8,600,816
SHELLS AND COWRIES				
United Kingdom - - - - - "		246		31,531
Aden - - - - - "		7,076		
Ceylon - - - - - "		10,018		1,147
China, Hong Kong - - - - - "		6		
Straits Settlements - - - - - "		2		6,738
British Gulana - - - - - "				5
Austria-Hungary - - - - - "				401
Arabia - - - - - "		5,238		
Maldive Islands - - - - - "		83		
Mekran and Sonmiani - - - - - "				1
Persia - - - - - "		2,504		21
Turkey in Asia - - - - - "		118		133
Abyssinia - - - - - "		521		
Egypt - - - - - "		27		55
Madagascar - - - - - "		660		
Mozambique - - - - - "		441		
Zanzibar - - - - - "		3,550		
Other Countries - - - - - "		1,051		2
		31,541		40,034
SILK, RAW (including chasam and cocoons).				
United Kingdom - - - - - Lbs.	433	277	803,879	271,417
Aden - - - - - "		0	3,677	1,168
Ceylon - - - - - "	1		2,687	1,728
China, Hong Kong - - - - - "	1,199,321	324,148		
Straits Settlements - - - - - "	435,578	169,078	3,000	150
Australia - - - - - "			1,222	544
France - - - - - "			838,621	223,520
Germany - - - - - "	19	14		
Italy - - - - - "	6,608	661	23,833	15,965
Russia - - - - - "	6,398	3,345		
Arabia - - - - - "			18,020	9,037
China, Treaty Ports - - - - - "	347,062	156,011		
Japan - - - - - "	27,418	3,027		
Mekran and Sonmiani - - - - - "			3,683	1,088
Persia - - - - - "	24,321	12,049	2,043	899
Siam - - - - - "	10	2		
Turkey in Asia - - - - - "	2,439	1,160	6,468	2,445
Abyssinia - - - - - "			100	70
Egypt - - - - - "			20,915	5,112
Zanzibar - - - - - "			536	407
	2,049,608	669,772	1,728,684	533,550

No. 11—*continued.*QUANTITY and VALUE of IMPORTS and EXPORTS of PRINCIPAL ARTICLES in 1897-98,  
distinguishing COUNTRIES—*continued.*

ARTICLES AND COUNTRIES.	IMPORTS.		EXPORTS.	
	Quantity.	Value.	Quantity.	Value.
<b>VI.—RAW MATERIALS AND UNMANUFACTURED ARTICLES—<i>continued.</i></b>				
WOOD :				
United Kingdom . . . . .	—	12,776	—	635,658
Gibraltar . . . . .	...	—	—	43,213
Aden . . . . .	—	—	—	2,291
Ceylon . . . . .	—	8,154	—	66,670
China, Hong Kong	—	444	—	5,131
Straits Settlements	—	27,362	—	3,477
Cape Colony . . . . .	—	36	—	30,883
Mauritius . . . . .	—	12	—	15,567
Natal . . . . .	—	—	—	3,101
British Guiana . . . . .	—	—	—	12
Australia . . . . .	—	65	—	2,510
Austria-Hungary . . . . .	—	5,036	—	15,027
Belgium . . . . .	—	—	—	700
France . . . . .	—	—	—	17,555
Germany . . . . .	—	3,959	—	15,472
Holland . . . . .	—	—	—	120
Italy . . . . .	—	—	—	120
Norway . . . . .	—	49	—	—
Portugal . . . . .	—	—	—	37,281
Russia . . . . .	—	449	—	—
Sweden . . . . .	—	3,895	—	—
Arabia . . . . .	—	136	—	2,283
China, Treaty Ports	—	—	—	5,032
Maldiv Islands . . . . .	—	—	—	111
Mekran and Somiani . . . . .	—	57	—	655
Persia . . . . .	—	—	—	916
Siam . . . . .	—	101,940	—	15
Turkey in Asia . . . . .	—	—	—	4,167
Egypt . . . . .	—	302	—	110,394
Madagascar . . . . .	—	1,506	—	—
Mozambique . . . . .	—	—	—	238
Zanzibar . . . . .	—	1,308	—	7,630
South America . . . . .	—	4	—	—
United States . . . . .	—	7,818	—	1,418
Other Countries . . . . .	—	25	—	546
	—	175,333	—	1,023,193
WOOL, RAW :				
United Kingdom . . . . . Lbs.	89,148	4,733	44,476,681	1,980,018
Ceylon . . . . . "	...	—	10	1
China, Hong Kong . . . . . "	—	—	1,008	13
Straits Settlements . . . . . "	4,480	60	—	—
Australia . . . . . "	61,746	5,113	—	—
Belgium . . . . . "	—	—	76,608	3,555
France . . . . . "	—	—	180,096	7,642
Germany . . . . . "	—	—	9,760	245
Russia . . . . . "	8,722	273	—	—
Arabia . . . . . "	15,344	402	—	—
Japan . . . . . "	—	—	203,276	8,972
Mekran and Somiani . . . . . "	956,265	18,136	—	—
Persia . . . . . "	3,283,827	95,643	—	—
Turkey in Asia . . . . . "	730	24	—	—
United States . . . . . "	—	—	14,793	176
	4,420,262	124,384	44,962,232	2,000,622
OTHER SORTS . . . . .				
	—	199,277	—	705,155
TOTAL RAW MATERIALS AND UN- MANUFACTURED ARTICLES . . . . .				
	—	2,828,688	—	37,944,399
<b>VII.—ARTICLES MANUFACTURED AND PARTLY MANUFACTURED :</b>				
COTTON :				
TWIST AND YARN :				
United Kingdom . . . . . Lbs.	56,508,071	3,385,224	65,941	4,484
Aden . . . . . "	—	—	2,112,964	77,936
Ceylon . . . . . "	606,676	26,542	142,081	8,595
China, Hong Kong . . . . . "	110	4	114,026,650	3,861,193
Straits Settlements . . . . . "	85	7	4,475,009	180,944
Mauritius . . . . . "	—	—	10,366	767
Australia . . . . . "	—	—	43,991	1,724
Austria-Hungary . . . . . "	708,563	48,087	—	—

## No. 11—continued.

QUANTITY and VALUE of IMPORTS and EXPORTS of PRINCIPAL ARTICLES in 1897-98,  
distinguishing COUNTRIES—continued

ARTICLES AND COUNTRIES.	IMPORTS		EXPORTS.	
	Quantity	Value.	Quantity.	Value.
<b>VII.—ARTICLES MANUFACTURED AND PARTLY MANUFACTURED—continued.</b>				
<b>COTTON—continued.</b>				
<b>TWIST AND YARN—continued.</b>				
Belgium . . . . . Lbs.	349,200	24,844		
Germany . . . . . "	704	74	41	3
Holland . . . . . "	69,400	5,331		
Italy . . . . . "	47,300	2,900		
Arabia . . . . . "	400	16	626,805	27,885
China, Treaty Ports . . . . . "	182	7	75,445,100	2,693,353
Japan . . . . . "	10	0	354,020	12,909
Java . . . . . "	16	2	394,042	19,301
Macassar . . . . . "			243,915	8,719
Mekran and Sonmani . . . . . "			10,770	802
Persia . . . . . "			2,573,574	127,241
Philippine Islands . . . . . "			400	60
Sumatia . . . . . "			48,000	1,800
Turkey in Asia . . . . . "			956,956	34,572
Egypt . . . . . "			32,800	1,038
Madagascar . . . . . "			1,500	62
Mozambique . . . . . "			24,300	922
Zanzibar . . . . . "			136,163	5,860
Other Countries . . . . . "			300	9
	58,290,717	3,493,038	201,725,688	7,070,179
<b>PIECE GOODS</b>				
<b>GREY (unbleached):</b>				
United Kingdom . . . . . Yds.	1,137,682,211	12,663,626	66,836	845
Aden . . . . . "	14,820	253	14,149,056	170,639
Ceylon . . . . . "	231,459	4,000	716,844	12,709
China, Hong Kong . . . . . "	1,404	18	392,537	5,304
Straits Settlements . . . . . "	30,574	621	1,713,443	24,482
Mauritius . . . . . "			1,982,713	24,884
Natal . . . . . "			938,608	7,940
Australia . . . . . "			550	8
Austria-Hungary . . . . . "	913,584	16,314		
Belgium . . . . . "	37,205	565		
Holland . . . . . "	2,756	40		
Italy . . . . . "	16,258	869		
Arabia . . . . . "			4,148 188	51,458
China, Treaty Ports . . . . . "	96,200	1,260	4,424,477	53,070
Japan . . . . . "			2,850	73
Java . . . . . "			11,775	181
Maldiv Islands . . . . . "			5,580	75
Mekran and Sonmani . . . . . "			1,040,663	12,522
Persia . . . . . "			5,735,972	77,647
Siam . . . . . "	72	1	18,800	253
Turkey in Asia . . . . . "			1,938,686	24,955
Abyssinia . . . . . "			216,950	1,785
Egypt . . . . . "			260,831	3,687
Madagascar . . . . . "			265,449	3,047
Mozambique . . . . . "			6,497,081	62,927
Zanzibar . . . . . "	18	0	12,979,902	155,140
United States . . . . . "	10,452,980	176,746		6 197
Other Countries . . . . . "			414,140	
	1,149,479,541	12,864,313	57,921,931	699,828
<b>WHITE (bleached):</b>				
United Kingdom . . . . . Yds.	428,336,808	5,259,856	33,026	654
Malta . . . . . "			1,818	385
Aden . . . . . "			2,020,727	25,815
Ceylon . . . . . "	81,470	2,078	643,849	13,188
China, Hong Kong . . . . . "	2,167	28	7,948	158
Straits Settlements . . . . . "	1,071,658	23,014	960,049	13,546
Cape Colony . . . . . "			720	36
Mauritius . . . . . "			563,176	8,591
Natal . . . . . "	20	1	34,339	622
Australia . . . . . "			3,726	89
Austria-Hungary . . . . . "	698,367	18,518		
Belgium . . . . . "	371,349	6,604	40	1
France . . . . . "	12,146	453		
Germany . . . . . "	100,902	2 139		
Greece . . . . . "				
Holland . . . . . "	1,104,221	17,117		
Italy . . . . . "	8,002,251	23,542		
Russia . . . . . "	7	1	56,180	614
Turkey in Europe . . . . . "			5,910	788

## No. 11—continued.

QUANTITY and VALUE of IMPORTS and EXPORTS of PRINCIPAL ARTICLES in 1897-98,  
distinguishing COUNTRIES—continued.

ARTICLES AND COUNTRIES.	IMPORTS.		EXPORTS.	
	Quantity.	Value.	Quantity	Value.
<b>VII.—ARTICLES MANUFACTURED AND PARTLY MANUFACTURED—continued.</b>				
<b>COTTON—continued.</b>				
<b>PIECE GOODS—continued.</b>				
<b>WHITE (bleached)—continued.</b>				
Arabia - - - - - Yds.		...	2,179,257	30,493
China, Treaty Ports - - - - - "	360	4	840	15
Japan - - - - - "	110	8		
Java - - - - - "			144	3
Macassar - - - - - "			800	25
Maldiv Islands - - - - - "			4,460	94
Mekran and Sonmiani - - - - - "			210,776	2,727
Persia - - - - - "	5,345	71	2,140,686	31,463
Siam - - - - - "	96	2	20	1
Turkey in Asia - - - - - "			59,050	1,643
Abyssinia - - - - - "			19,707	279
Egypt - - - - - "			11,883	633
Madagascar - - - - - "			74,088	1,088
Mozambique - - - - - "			231,436	4,549
Zanzibar - - - - - "	530	13	791,015	13,303
United States - - - - - "	56,605	1,314		
Other Countries - - - - - "			75,610	1,784
	432,732,412	5,354,763	10,131,280	162,587
<b>COLOURED, PRINTED, OR DYED :</b>				
United Kingdom - - - - - Yds.	269,769,104	3,821,596	360,421	5,719
Malta - - - - - "	28	0		
Aden - - - - - "	12,852	210	3,916,362	72,480
Ceylon - - - - - "	311,645	9,519	8,074,132	245,913
China, Hong Kong - - - - - "	17,116	185	57,697	1,672
Straits Settlements - - - - - "	1,371,228	26,396	12,559,604	363,017
Cape Colony - - - - - "			3,610	100
Mauritius - - - - - "	122	3	671,092	13,632
Natal - - - - - "			576,146	14,439
Australia - - - - - "			1,051	58
Austria-Hungary - - - - - "	1,195,614	53,690		
Belgium - - - - - "	645,553	23,437		
France - - - - - "	874,483	26,144	10,483	388
Germany - - - - - "	293,742	13,044		
Holland - - - - - "	2,671,595	53,945		
Italy - - - - - "	1,140,082	36,109	1,515	77
Russia - - - - - "	1,455	34	2,100	41
Turkey in Europe - - - - - "	2,592	47		
Arabia - - - - - "	392	10	7,401,769	142,668
China, Treaty Ports - - - - - "	3,703	92	16,970	346
Japan - - - - - "	10,303	225	15	1
Java - - - - - "			1,176	43
Macassar - - - - - "			480	12
Maldiv Islands - - - - - "			3,560	152
Mekran and Sonmiani - - - - - "			983,982	13,934
Persia - - - - - "	12,986	244	15,642,995	350,368
Siam - - - - - "	502	19	8,314	195
Turkey in Asia - - - - - "	2,952	38	2,607,761	57,608
Abyssinia - - - - - "			10,875	274
Egypt - - - - - "	4,511	462	110,943	2,940
Madagascar - - - - - "			244,397	4,083
Mozambique - - - - - "			3,551,637	65,249
Zanzibar - - - - - "	24	1	6,050,051	119,370
United States - - - - - "	43,386	833	42,226	2,057
Other Countries - - - - - "			232,990	5,345
	278,385,970	4,066,283	63,144,354	1,482,181
<b>OTHER COTTON MANUFACTURES</b>		616,611		162,823
<b>TOTAL COTTON MANUFACTURES (excluding twist and yarn):</b>				
United Kingdom - - - - - "		22,147,652		77,573
Malta - - - - - "		10		385
Aden - - - - - "		687		27,228
Ceylon - - - - - "		16,247		277,428
China, Hong Kong - - - - - "		235		7,855
Straits Settlements - - - - - "		51,599		405,311
Cape Colony - - - - - "				205
Mauritius - - - - - "		3		50,517

No. 11—*continued.*QUANTITY and VALUE of IMPORTS and EXPORTS of PRINCIPAL ARTICLES in 1897-98,  
distinguishing COUNTRIES—*continued.*

ARTICLES AND COUNTRIES.	IMPORTS		EXPORTS.	
	Quantity.	Value.	Quantity.	Value.
<b>VII.—ARTICLES MANUFACTURED AND PARTLY MANUFACTURED—<i>continued.</i></b>				
<b>TOTAL COTTON MANUFACTURES (excluding twist and yarn)—<i>continued.</i></b>				
Natal	—	1	—	27,390
British Guiana	...	—	—	221
Australia	...	—	—	2,837
Austria-Hungary	—	173,417	—	56
Belgium	—	49,622	—	1
France	—	36,494	—	626
Germany	—	66,827	—	7,894
Holland	—	94,751	..	88
Italy	—	82,122	—	655
Russia	—	34	—	95
Spain	—	95	—	788
Turkey in Europe	—	47	—	231,286
Arabia	—	10	—	53,490
China, Treaty Ports	—	1,356	—	74
Japan	—	948	—	404
Java	...	—	—	39
Macassar	...	—	—	354
Maldive Islands	...	—	—	29,284
Mekran and Sommani	...	—	—	473,654
Persia	—	322	—	483
Siam	—	22	—	93,394
Turkey in Asia	—	40	—	2,339
Abyssinia	—	—	—	8,189
Egypt	—	475	—	10,966
Madagascar	...	—	—	145,258
Mozambique	...	—	—	295,076
Zanzibar	—	50	—	4,360
United States	—	178,904	—	16,651
Other Countries	—	—	—	—
	—	22,901,970	—	2,497,419
<b>FLAX, MANUFACTURES OF (including twist and yarn)</b>				
United Kingdom	—	153,070	—	233
Aden	—	10	—	31
Ceylon	—	14	—	34
China, Hong Kong	—	6	..	25
Straits Settlements	..	81	..	...
Austria-Hungary	—	657	..	...
Belgium	—	2,747	...	...
France	—	4	...	...
Germany	—	80	..	...
Italy	—	38	...	...
Arabia	—	23	—	36
Persia	—	3	—	90
Siam	...	..	—	1,205
Egypt	—	—	—	12
Mozambique	—	—	—	12
Zanzibar	—	—	—	90
United States	—	5	—	17
Other Countries	—	...	—	—
	—	156,738	—	1,785
<b>HEMP, MANUFACTURES OF (excluding cordage):</b>				
United Kingdom	—	12,570	—	35
Aden	—	..	—	12
Straits Settlements	—	226	—	4
Mauritius	..	729	—	...
Austria-Hungary	—	—	—	10
Japan	—	—	—	30
Turkey in Asia	—	—	—	20
Australia	—	—	—	—
	—	13,525	—	111

No. 11—*continued.*

QUANTITY and VALUE of IMPORTS and EXPORTS of PRINCIPAL ARTICLES in 1897-98,  
distinguishing COUNTRIES—*continued.*

ARTICLES AND COUNTRIES.	IMPORTS.		EXPORTS.		
	Quantity.	Value.	Quantity.	Value.	
<b>VII.—ARTICLES MANUFACTURED AND PARTLY MANUFACTURED—<i>continued.</i></b>					
<b>JUTE, MANUFACTURES OF (including Twist and Yarn):</b>					
United Kingdom	—	37,094	—	982,996	
Aden	—	69	—	4,835	
Ceylon	—	46,143	—	30,899	
China, Hong Kong	—	—	—	173,835	
Straits Settlements	—	1,697	—	338,400	
Cape Colony	—	—	—	126,870	
Mauritius	—	919	—	45,619	
Natal	—	—	—	50,354	
British Guiana	—	—	—	9,589	
Canada	—	—	—	703	
Australia	—	455	—	768,059	
Austria-Hungary	—	395	—	22,732	
Belgium	—	97	—	88,194	
France	—	—	—	13,574	
Germany	—	273	—	213,411	
Greece	—	—	—	1,898	
Holland	—	—	—	16,272	
Italy	—	—	—	5,340	
Spain	—	—	—	1,444	
Sweden	—	—	—	1,074	
Turkey in Europe	—	—	—	32,951	
Arabia	—	42	—	2,743	
China, Treaty Ports	—	—	—	13,617	
Cochin-China	—	—	—	7,116	
Japan	—	7	—	14,235	
Java	—	—	—	5,264	
Mekran and Sonmiani	—	110	—	625	
Persia	—	17	—	8,601	
Siam	—	—	—	18,863	
Turkey in Asia	—	4	—	92,563	
Egypt	—	—	—	230,381	
Madagascar	—	—	—	1,595	
Mozambique	—	3	—	6,261	
Réunion	—	—	—	6,368	
Tripoli	—	—	—	437	
Tunis	—	—	—	10,350	
Zanzibar	—	21	—	6,820	
Central America	—	—	—	375	
Argentine Republic	—	—	—	313,590	
Brazil	—	—	—	472	
Chile	—	—	—	166,987	
Ecuador	—	—	—	2,779	
Peru	—	—	—	14,442	
Uruguay	—	—	—	24,531	
United States	—	10	—	1,997,064	
West Indies	—	—	—	2,789	
Sandwich Islands	—	—	—	32,260	
Other Countries	—	—	—	20,787	
	—	87,356	—	1,930,964	
<b>SILK:</b>					
<b>PIECE GOODS:</b>					
United Kingdom	Yds.	649,313	66,496	798,421	64,138
Gibraltar	—	16	6	—	—
Malta	—	357	13	—	—
Aden	—	9	1	46,560	3,851
Ceylon	—	27,037	2,795	39,060	4,183
China, Hong Kong	—	3,194,507	262,188	6,519	501
Straits Settlements	—	131,024	9,540	57,221	9,052
Cape Colony	—	—	—	247	57
Mauritius	—	370	12	12,703	1,132
Natal	—	—	—	196,998	15,606
British Guiana	—	—	—	1,000	30
Australia	—	158	48	24,051	4,237
Austria-Hungary	—	39,122	4,303	—	—
Belgium	—	4,684	550	—	—
France	—	351,180	38,911	127,273	12,600
Germany	—	206	32	149	31
Greece	—	—	—	450	45
Italy	—	239,152	21,349	—	—
Russia	—	28,020	2,439	9	2
Turkey in Europe	—	1,274	43	5,215	525
Arabia	—	6	1	91,310	8,917
China, Treaty Ports	—	1,495,927	110,303	1,365	141
Japan	—	3,992,218	240,501	5,465	313

No. 11—*continued.*QUANTITY and VALUE of IMPORTS and EXPORTS of PRINCIPAL ARTICLES in 1897-98,  
distinguishing COUNTRIES—*continued.*

ARTICLES AND COUNTRIES	IMPORTS.		EXPORTS.	
	Quantity.	Value.	Quantity.	Value.
VII—ARTICLES MANUFACTURED AND PARTLY MANUFACTURED— <i>continued.</i>				
SILK— <i>continued.</i>				
PIECE GOODS— <i>continued.</i>				
Java - - - - - Yds			7,223	351
Macassar - - - - - "			436	34
Mekran and Sonmani - - - - - "			306	40
Persia - - - - - "	24,186	4,095	86,039	10,543
Siam - - - - - "	706	65	387	65
Turkey in Asia - - - - - "	310	49	145,149	11,396
Egypt - - - - - "	5,918	1,083	118,983	6,650
Madagascar - - - - - "			1,200	60
Mozambique - - - - - "			18,356	1,736
Réunion - - - - - "			2,950	365
Zanzibar - - - - - "	16	2	76,841	7,255
United States - - - - - "			3,502	407
Other Countries - - - - - "			5,591	500
	10,185,716	764,825	1,880,979	164,763
GOODS OF SILK MIXED WITH OTHER MATERIALS:				
United Kingdom - - - - - Yds	2,542,867	191,984	6,060	439
Malta - - - - - "			12,140	2,172
Aden - - - - - "	974	57	20,048	1,441
Ceylon - - - - - "	1,292	135	12,380	942
China, Hong Kong	16,947	564		
Straits Settlements - - - - - "	59,371	3,911	39,734	2,458
Cape Colony - - - - - "			480	48
Mauritius - - - - - "			67	7
Natal - - - - - "			3,516	527
British Guiana - - - - - "			2,000	50
Austria-Hungary - - - - - "	204,748	16,922	184	39
Belgium - - - - - "	324,133	31,122		
France - - - - - "	540,596	36,963	1,400	90
Germany - - - - - "	195,626	17,910	719	139
Italy - - - - - "	96,740	6,197	80	19
Russia - - - - - "	1,186	71	396	575
Turkey in Europe - - - - - "	267	13	16,375	1,591
Arabia - - - - - "			62,504	5,222
China, Treaty Ports - - - - - "	612	87		
Japan - - - - - "	22,265	1,296	12	7
Persia - - - - - "	682	64	2,947	294
Siam - - - - - "			860	30
Turkey in Asia - - - - - "			8,539	841
Egypt - - - - - "	3,740	560	1,260	199
Mozambique - - - - - "			48	1
Tunis - - - - - "			2,412	402
United States - - - - - "	6	1	310	61
	4,012,052	307,857	197,471	17,594
OTHER SILK MANUFACTURES - Lbs	289,935	76,578	4,275	1,999
TOTAL SILK MANUFACTURES - - -	—	1,149,260	—	184,356
WOOL.				
PIECE GOODS				
United Kingdom - - - - - Yds.	7,043,034	613,249	2,045	441
Aden - - - - - "	24	4	11,028	1,006
Ceylon - - - - - "	1,918	110	90,856	8,283
China, Hong Kong	764	58	6,161	808
Straits Settlements - - - - - "	9,463	848	10,073	791
Mauritius - - - - - "			2,695	356
Cape Colony - - - - - "			1,206	117
Natal - - - - - "			5,665	350
Australia - - - - - "			1,028	65
Austria-Hungary - - - - - "	667,713	40,795		
Belgium - - - - - "	330,986	21,748		
France - - - - - "	274,175	16,478		
Germany - - - - - "	1,256,672	87,743	402	37
Holland - - - - - "	124,170	14,806		
Italy - - - - - "	163,354	7,989		
Russia - - - - - "	52	5		
Turkey in Europe - - - - - "	34	1		
Arabia - - - - - "			8,908	1,235
China, Treaty Ports - - - - - "	1,916	68	4,320	45
Japan - - - - - "	12	1	632	119

No. 11—*continued.*QUANTITY and VALUE of IMPORTS and EXPORTS of PRINCIPAL ARTICLES in 1897-98,  
distinguishing COUNTRIES—*continued.*

ARTICLES AND COUNTRIES.	IMPORTS.		EXPORTS.	
	Quantity.	Value.	Quantity.	Value.
<b>VII.—ARTICLES MANUFACTURED AND PARTLY MANUFACTURED—<i>continued.</i></b>				
WOOL— <i>continued.</i>				
PIECE GOODS— <i>continued</i>				
Java - - - - - Yds	...	...	190	18
Macassar - - - - - "	...	...	1,031	58
Persia - - - - - "	6,852	422	51,929	7,441
Siam - - - - - "	...	...	67	13
Turkey in Asia - - - - - "	46	1	1,143	168
Egypt - - - - - "	10,602	597	1,699	264
Madagascar - - - - - "	...	...	1,400	265
Mozambique - - - - - "	...	...	7,390	1,294
Zanzibar - - - - - "	...	...	9,924	1,062
United States - - - - - "	157	8	633	137
Other Countries - - - - - "	...	...	2,720	263
	9,893,944	804,931	223,325	24,636
SHAWLS :				
United Kingdom - - - - - No.	190,769	51,216	231	518
Aden - - - - - "	...	...	287	155
Ceylon - - - - - "	305	128	3,687	609
China, Hong Kong - - - - - "	...	...	199	53
Straits Settlements - - - - - "	897	86	2,609	1,314
Cape Colony - - - - - "	...	...	432	180
Australia - - - - - "	1	1	...	...
Austria-Hungary - - - - - "	61,244	12,347	...	...
Belgium - - - - - "	2,994	1,200	...	...
Germany - - - - - "	142,402	32,980	...	...
Holland - - - - - "	...	...	28	9
Italy - - - - - "	1,940	582	10	12
Russia - - - - - "	2	1	...	...
Arabia - - - - - "	...	...	85	440
Japan - - - - - "	2	0	457	454
Java - - - - - "	...	...	23	6
Persia - - - - - "	23	35	1,156	12,317
Turkey in Asia - - - - - "	...	...	10	100
Egypt - - - - - "	...	...	2,410	582
Zanzibar - - - - - "	3	3	2,978	511
United States - - - - - "	...	...	6	30
	400,582	98,579	14,608	17,290
OTHER WOOLLEN MANUFACTURES - Lbs.	2,078,803	244,917	1,832,357	211,380
TOTAL WOOLLEN MANUFACTURES	—	1,148,427	—	253,306
APPAREL (including haberdashery, millinery, &c., but excluding hosiery) :				
United Kingdom - - - - -	—	781,963	—	110,217
Gibraltar - - - - -	—	36	—	121
Malta - - - - -	—	10	—	13
Aden - - - - -	—	420	—	14,773
Ceylon - - - - -	—	7,556	—	16,531
China, Hong Kong - - - - -	—	9,258	—	4,230
Straits Settlements - - - - -	—	29,210	—	24,337
Cape Colony - - - - -	—	5	—	5,156
Mauritius - - - - -	—	103	—	7,926
Natal - - - - -	—	41	—	21,127
British Guiana - - - - -	—	...	—	290
Australia - - - - -	—	287	—	3,495
Austria-Hungary - - - - -	—	136,380	—	765
Belgium - - - - -	—	12,078	—	70
France - - - - -	—	147,742	—	2,083
Germany - - - - -	—	33,940	—	725
Greece - - - - -	—	...	—	470
Holland - - - - -	—	700	—	...
Italy - - - - -	—	24,123	—	210
Russia - - - - -	—	12,959	—	116
Sweden - - - - -	—	...	—	50
Turkey in Europe - - - - -	—	149	—	47
Arabia - - - - -	—	15	—	3,999
China, Treaty Ports - - - - -	—	4,230	—	643
Coehun-China - - - - -	—	...	—	141
Japan - - - - -	—	15,605	—	409
Java - - - - -	—	...	—	3,279
Macassar - - - - -	—	...	—	17
Maldiv Islands - - - - -	—	...	—	144
Mekran and Somiani - - - - -	—	7	—	204
Persia - - - - -	—	256	—	6,280



No. 11—*continued.*

QUANTITY and VALUE of IMPORTS and EXPORTS of PRINCIPAL ARTICLES in 1897-98,  
distinguishing COUNTRIES—*continued.*

ARTICLES AND COUNTRIES.	IMPORTS.		EXPORTS.	
	Quantity.	Value.	Quantity.	Value.
<b>VII—ARTICLES MANUFACTURED AND PARTLY MANUFACTURED—<i>continued.</i></b>				
<b>APPAREL (including haberdashery, millinery, but excluding hosiery)—<i>continued.</i></b>				
Philippine Islands - - - - -	...	...	—	2
Siam - - - - -	—	158	—	766
Turkey in Asia - - - - -	—	162	—	3,409
Abyssinia - - - - -	—	...	—	347
Egypt - - - - -	—	1,315	—	26,777
Madagascar - - - - -	—	42	—	1,652
Mozambique - - - - -	—	..	—	11,132
Réunion - - - - -	—	..	—	6
Zanzibar - - - - -	—	141	—	24,024
United States - - - - -	—	2,728	—	4,691
West Indies - - - - -	—	...	—	150
Other Countries - - - - -	—	10	—	7,399
	—	1,226,629	—	308,228
<b>ARMS, AMMUNITION, &amp;c (excluding military accoutrements).</b>				
United Kingdom - - - - -	—	251,551	—	10,371
Gibraltar - - - - -	—	39	..	..
Aden - - - - -	—	417	—	292
Ceylon - - - - -	—	725	—	126
China, Hong Kong	—	15	—	137
Straits Settlements	—	116	—	185
Cape Colony - - - - -	—	4	—	..
Mauritius - - - - -	—	3	—	55
Natal - - - - -	—	23	—	..
Australia - - - - -	—	18	—	7
Austria-Hungary - - - - -	—	26	...	..
Belgium - - - - -	—	349	...	..
France - - - - -	—	494	—	45
Germany - - - - -	—	1,289	—	69
Italy - - - - -	—	14	—	34
Russia - - - - -	—	..	—	7
Arabia - - - - -	—	...	—	16
China, Treaty Ports	—	13	—	78
Japan - - - - -	—	7	..	..
Persia - - - - -	—	..	—	92
Siam - - - - -	—	...	—	27
Turkey in Asia - - - - -	—	30	—	..
Egypt - - - - -	—	88	—	74
Zanzibar - - - - -	—	36	—	77
United States - - - - -	—	523	—	28
Other Countries - - - - -	—	..	—	63
	—	255,780	—	11,783
<b>BOOKS AND PRINTED MATTER (including maps and charts)</b>				
United Kingdom - - - - - Cwt.	12,099	190,966	1,274	22,702
Gibraltar - - - - - "	1	8	..	..
Malta - - - - - "	—	2	...	..
Aden - - - - - "	1	9	104	982
Ceylon - - - - - "	82	672	403	2,846
China, Hong Kong - - - - - "	40	212	14	203
Straits Settlements - - - - - "	41	239	2,072	13,024
Cape Colony - - - - - "	..	..	2	26
Mauritius - - - - - "	..	..	22	250
Natal - - - - - "	1	4	24	339
British Guiana - - - - - "	..	..	13	361
Australia - - - - - "	20	161	12	158
Austria-Hungary - - - - - "	31	683	19	191
Belgium - - - - - "	9	141	3	19
France - - - - - "	63	472	2	45
Germany - - - - - "	79	634	11	273
Greece - - - - - "	—	10	..	..
Holland - - - - - "	2	10	..	..
Italy - - - - - "	16	172	6	131
Portugal - - - - - "	3	65	..	..
Russia - - - - - "	—	1	102	988
Turkey in Europe - - - - - "	3	30	..	..
Arabia - - - - - "	..	..	61	648
China, Treaty Ports	3	107	45	636
Cochin-China - - - - - "	..	..	1	5
Japan - - - - - "	2	24	7	95
Java - - - - - "	—	5	3	50
Persia - - - - - "	7	132	395	8,611

No. 11—*continued.*QUANTITY and VALUE of IMPORTS and EXPORTS of PRINCIPAL ARTICLES in 1897-98,  
distinguishing COUNTRIES—*continued.*

ARTICLES AND COUNTRIES.	IMPORTS.		EXPORTS.	
	Quantity.	Value.	Quantity.	Value.
<b>VII.—ARTICLES MANUFACTURED AND PARTLY MANUFACTURED—<i>continued.</i></b>				
<b>BOOKS AND PRINTED MATTER (including maps and charts)—<i>continued.</i></b>				
Siam . . . . . Cwt.	..	..	3	46
Turkey in Asia . . . . .	1	10	50	636
Abyssinia . . . . .	..	..	19	115
Egypt . . . . .	191	1,447	49	470
Mozambique . . . . .	1	4	1	30
Zanzibar . . . . .	5	8	156	1,209
United States . . . . .	18	1,925	18	305
Other Countries . . . . .	..	..	3	29
..	12,888	198,153	4,894	55,423
<b>CABINET WARE AND FURNITURE:</b>				
United Kingdom . . . . .	—	35,396	—	35,051
Gibraltar . . . . .	—	1	—	..
Aden . . . . .	—	303	—	1,113
Ceylon . . . . .	—	2,697	—	582
China, Hong Kong . . . . .	—	3,802	—	136
Straits Settlements . . . . .	—	2,869	—	1,094
Cape Colony . . . . .	—	..	..	237
Mauritius . . . . .	—	42	—	52
Natal . . . . .	—	3	—	1,559
British Guiana . . . . .	..	..	..	43
Australia . . . . .	—	33	—	179
Austria-Hungary . . . . .	—	6,617	—	410
Belgium . . . . .	—	438	—	24
France . . . . .	—	786	—	333
Germany . . . . .	—	10,653	—	672
Italy . . . . .	—	233	—	473
Russia . . . . .	—	3	—	..
Turkey in Europe . . . . .	..	..	..	25
Arabia . . . . .	—	23	—	222
China, Treaty Ports . . . . .	—	617	—	4
Japan . . . . .	—	1,534	—	63
Java . . . . .	..	..	..	17
Maldiv Islands . . . . .	..	..	..	54
Mekran and Sommani . . . . .	—	2	—	46
Persia . . . . .	—	292	—	529
Siam . . . . .	—	3	—	33
Turkey in Asia . . . . .	..	..	..	615
Abyssinia . . . . .	..	..	..	15
Egypt . . . . .	—	113	—	1,514
Madagascar . . . . .	..	..	..	330
Mozambique . . . . .	—	10	—	1,518
Zanzibar . . . . .	—	7	—	3,344
United States . . . . .	—	607	—	3,749
Other Countries . . . . .	—	1	—	2,484
..	—	67,135	—	56,520
<b>CARRIAGES AND CARTS (excluding Railway Carriages) AND PARTS THEREOF:</b>				
United Kingdom . . . . .	—	261,315	—	3,363
Aden . . . . .	—	241	—	551
Ceylon . . . . .	—	736	—	947
China, Hong Kong . . . . .	—	64	—	10
Straits Settlements . . . . .	—	827	—	1,769
Cape Colony . . . . .	..	..	..	7
Mauritius . . . . .	..	..	..	20
Natal . . . . .	..	..	..	186
Australia . . . . .	—	87	—	..
Austria-Hungary . . . . .	—	1,748	—	30
Belgium . . . . .	—	6,886	—	..
France . . . . .	—	1,374	—	62
Germany . . . . .	—	4,450	—	115
Italy . . . . .	—	110	..	..
Arabia . . . . .	—	25	—	100
Japan . . . . .	—	136	—	30
Persia . . . . .	—	45	—	1,619
Siam . . . . .	..	..	..	193
Turkey in Asia . . . . .	..	..	..	400
Egypt . . . . .	..	43	..	130
Madagascar . . . . .	..	..	..	20
Mozambique . . . . .	..	..	..	70
Zanzibar . . . . .	—	34	—	1,313
United States . . . . .	—	7,538	..	..
Other Countries . . . . .	..	..	..	25
..	—	285,659	—	10,960

## No. 11—continued.

QUANTITY and VALUE of IMPORTS and EXPORTS of PRINCIPAL ARTICLES in 1897-98,  
distinguishing COUNTRIES—continued

ARTICLES AND COUNTRIES.	IMPORTS.		EXPORTS.	
	Quantity	Value	Quantity.	Value
VII—ARTICLES MANUFACTURED AND PARTLY MANUFACTURED—continued.				
COIR, MANUFACTURES OF (excluding rope).				
United Kingdom - - - - Cwt	9	31	147,234	142,394
Aden - - - - - "			358	295
Ceylon - - - - - "	6,572	5,974	80	272
China, Hong Kong - - - - - "			19	47
Straits Settlements - - - - - "	5	8	152	312
Cape Colony - - - - - "			434	1,305
Mauritius - - - - - "			732	533
Natal - - - - - "			95	372
Australia - - - - - "	1	1	2,546	4,597
Austria-Hungary - - - - - "			474	461
Belgium - - - - - "	...		20,274	19,613
France - - - - - "			21,724	20,471
Germany - - - - - "			65,567	65,393
Holland - - - - - "	...		1,115	1,050
Italy - - - - - "			5,968	5,569
Arabia - - - - - "			1,437	1,061
Japan - - - - - "			48	87
Maldivo Islands - - - - - "	138	124		
Mekran and Somiani - - - - - "	3	1	25	19
Persia - - - - - "	2	4	570	434
Siam - - - - - "			8	28
Turkey in Asia - - - - - "			913	690
Madagascar - - - - - "			16	12
Mozambique - - - - - "			68	92
Zanzibar - - - - - "			416	351
United States - - - - - "			6,832	7,684
Other Countries - - - - - "			153	349
	6,730	6,143	277,258	273,491
EARTHENWARE AND PORCELAIN (excluding Earthenware Piping)				
United Kingdom - - - - - "	—	126,180	—	4,487
Aden - - - - - "	—	44	—	1,322
Ceylon - - - - - "	—	687	—	1,755
China, Hong Kong - - - - - "	—	1,854	—	13
Straits Settlements - - - - - "	—	13,056	—	815
Mauritius - - - - - "	—	9	—	730
Natal - - - - - "	—		—	301
British Guiana - - - - - "	—		—	1
Australia - - - - - "	—		—	49
Austria-Hungary - - - - - "	—	573	—	13
Belgium - - - - - "	—	46,787	—	
France - - - - - "	—	826	—	198
Germany - - - - - "	—	9,298	—	218
Holland - - - - - "	—	2,178	—	
Italy - - - - - "	—	2,084	—	21
Russia - - - - - "	—	118	—	140
Arabia - - - - - "	—	21	—	2,074
Japan - - - - - "	—	981	—	15
Java - - - - - "	—		—	10
Maldives - - - - - "	—		—	19
Persia - - - - - "	—	100	—	8,258
Turkey in Asia - - - - - "	—	9	—	5,107
Abyssinia - - - - - "	—		—	6
Egypt - - - - - "	—	130	—	178
Madagascar - - - - - "	—		—	198
Mozambique - - - - - "	—		—	1,544
Zanzibar - - - - - "	—		—	1,433
United States - - - - - "	—	107	—	215
Other Countries - - - - - "	—		—	555
	—	205,042	—	29,675
GLASS AND GLASSWARE				
United Kingdom - - - - - "	—	169,003	—	2,813
Aden - - - - - "	—	58	—	3,598
Ceylon - - - - - "	—	427	—	2,702
China, Hong Kong - - - - - "	—	29,193	—	404
Straits Settlements - - - - - "	—	10,696	—	1,484
Cape Colony - - - - - "	—	13	—	12
Mauritius - - - - - "	—	12	—	1,187
Natal - - - - - "	—	76	—	798
British Guiana - - - - - "	—	...	—	11
Australia - - - - - "	—	10	—	16
Austria-Hungary - - - - - "	—	132,701	—	105

No. 11—*continued.*QUANTITY and VALUE of IMPORTS and EXPORTS of PRINCIPAL ARTICLES in 1897-98,  
distinguishing COUNTRIES—*continued.*

ARTICLES AND COUNTRIES.	IMPORTS		EXPORTS	
	Quantity.	Value.	Quantity	Value
<b>VII.—ARTICLES MANUFACTURED AND PARTLY MANUFACTURED—<i>continued.</i></b>				
<b>GLASS AND GLASSWARE—<i>continued.</i></b>				
Belgium . . . . .	—	92,898	—	1
France . . . . .	—	28,421	—	—
Germany . . . . .	—	62,846	—	57
Holland . . . . .	—	3,895	—	—
Italy . . . . .	—	29,078	—	3
Russia . . . . .	—	1	—	—
Sweden . . . . .	—	20	—	—
Turkey in Europe . . . . .	—	29	—	—
Arabia . . . . .	—	28	—	1,093
China, Treaty Ports . . . . .	—	14,932	—	—
Cochin-China . . . . .	—	—	—	6
Japan . . . . .	—	681	—	40
Java . . . . .	—	—	—	26
Maldive Islands . . . . .	—	—	—	10
Mekran and Somnani . . . . .	—	10	—	60
Persia . . . . .	—	13	—	6,404
Siam . . . . .	—	—	—	82
Sumatra . . . . .	—	1	—	—
Turkey in Asia . . . . .	—	52	—	6,365
Abyssinia . . . . .	—	1	—	140
Egypt . . . . .	—	64	—	715
Madagascar . . . . .	—	—	—	655
Mozambique . . . . .	—	—	—	3,240
Zanzibar . . . . .	—	1	—	6,147
United States . . . . .	—	1,501	—	—
Other Countries . . . . .	—	11	—	1,224
	—	576,672	—	38,798
<b>HIDES AND SKINS.</b>				
United Kingdom . . . . . Cwt	1,335	48,568	314,047	3,141,446
Aden . . . . .	—	9	112	693
Ceylon . . . . .	412	2,082	528	9,086
China, Hong Kong . . . . .	—	—	108	1,113
Straits Settlements . . . . .	279	902	3,577	40,604
Mauritius . . . . .	—	—	3	17
Australia . . . . .	2	75	82	490
Austria-Hungary . . . . .	8	266	255	4,119
Belgium . . . . .	7	299	223	2,227
France . . . . .	5	131	544	8,003
Germany . . . . .	20	949	218	2,898
Italy . . . . .	5	169	—	1,020
Arabia . . . . .	—	—	9	39
Japan . . . . .	—	—	5,858	69,461
Persia . . . . .	10	57	57	241
Turkey in Asia . . . . .	—	2	23	204
Egypt . . . . .	—	—	54	300
Zanzibar . . . . .	—	3	74	587
United States . . . . .	1	27	40,244	540,739
	2,084	53,539	366,198	3,823,287
<b>INSTRUMENTS, APPARATUS, AND APPLIANCES, AND PARTS THEREOF.</b>				
United Kingdom . . . . .	—	259,257	—	14,378
Gibraltar . . . . .	—	106	—	—
Malta . . . . .	—	56	—	227
Aden . . . . .	—	133	—	803
Ceylon . . . . .	—	630	—	1,100
China, Hong Kong . . . . .	—	142	—	1,630
Straits Settlements . . . . .	—	1,451	—	—
Cape Colony . . . . .	—	4	—	—
Mauritius . . . . .	—	3	—	145
Natal . . . . .	—	—	—	233
British Guiana . . . . .	—	—	—	49
Australia . . . . .	—	25	—	24
Austria-Hungary . . . . .	—	11,127	—	49
Belgium . . . . .	—	2,308	—	—
France . . . . .	—	7,232	—	192
Germany . . . . .	—	18,025	—	210
Greece . . . . .	—	—	—	15
Holland . . . . .	—	12	—	—
Italy . . . . .	—	546	—	104
Turkey in Europe . . . . .	—	1	—	—
Arabia . . . . .	—	70	—	—
China, Treaty Ports . . . . .	—	31	—	10

No. 11—*continued.*QUANTITY and VALUE of IMPORTS and EXPORTS of PRINCIPAL ARTICLES in 1897-98,  
distinguishing COUNTRIES—*continued.*

ARTICLES AND COUNTRIES	IMPORTS.		EXPORTS	
	Quantity.	Value	Quantity	Value
<b>VII—ARTICLES MANUFACTURED AND PARTLY MANUFACTURED—<i>continued.</i></b>				
<b>INSTRUMENTS, APPARATUS, AND APPLIANCES, AND PARTS THEREOF—<i>continued.</i></b>				
Japan	—	1,151	—	410
Mekran and Somiani	...	—	—	35
Persia	—	11	—	241
Siam	—	22	—	211
Turkey in Asia	..	—	—	29
Egypt	—	300	—	10
Madagascar	—	5	—	—
Mozambique	—	—	—	10
Zanzibar	—	8	—	241
Brazil	..	—	—	12
United States	—	4,704	—	215
Other Countries	—	—	—	47
	—	307,360	—	20,621
<b>JEWELLERY AND PLATE</b>				
United Kingdom	—	81,551	—	36,094
Gibraltar	—	10	—	—
Malta	—	1	...	—
Aden	—	206	—	264
Ceylon	—	2,744	—	261
China, Hong Kong	—	6,280	—	668
Straits Settlements	—	2,408	—	6,320
Mauritius	—	25	..	—
Natal	—	85	—	1,225
Cape Colony	—	—	—	135
British Guiana	—	2	—	—
Canada	—	2	—	—
Australia	—	67	—	67
Austria-Hungary	—	13,569	—	910
Belgium	—	427	..	—
France	—	7,587	—	1,396
Germany	—	2,043	—	257
Holland	—	22	—	—
Italy	—	996	—	2,552
Russia	—	40	—	530
Turkey in Europe	—	43	—	6
Arabia	—	36	—	134
China, Treaty Ports	—	1,295	—	—
Java	...	—	—	145
Persia	—	1,309	—	2,320
Siam	—	41	—	—
Turkey in Asia	—	194	—	69
Egypt	—	12	—	5,403
Madagascar	—	4	—	—
Mozambique	—	—	—	520
Zanzibar	—	14	—	6,188
United States	—	53	—	784
Other Countries	—	—	—	22
	—	121,066	—	66,870
<b>LAC (excluding stick lac and lac-dye) :</b>				
United Kingdom	14	44	103,299	504,487
Ceylon	—	—	15	86
China, Hong Kong	—	—	481	2,253
Straits Settlements	218	109	416	2,432
Canada	...	—	219	1,050
Australia	...	—	1,050	5,227
Austria-Hungary	..	—	6,522	31,297
Belgium	—	—	696	3,470
France	—	—	11,018	51,960
Germany	—	—	28,492	134,113
Holland	—	—	8,596	39,899
Italy	...	—	1,477	6,738
Spain	—	—	110	450
Arabia	...	—	35	182
Japan	..	—	203	980
Java	..	—	6	26
Maldivo Islands	—	—	4	28
Persia	—	—	12	65
Philippine Islands	..	—	109	491
Turkey in Asia	..	—	2	14
United States	..	—	53,700	275,416
	232	153	216,462	1,060,664

## No. 11—continued.

QUANTITY and VALUE of IMPORTS and EXPORTS of PRINCIPAL ARTICLES in 1897-98,  
distinguishing COUNTRIES—continued.

ARTICLES AND COUNTRIES.	IMPORTS.		EXPORTS.	
	Quantity.	Value.	Quantity.	Value.
<b>VII.—ARTICLES MANUFACTURED AND PARTLY MANUFACTURED—continued.</b>				
<b>MATCHES :</b>				
United Kingdom . . . . .	—	24,511	..	..
Aden . . . . .	—	—	—	592
Ceylon . . . . .	—	2,593	—	184
China, Hong Kong . . . . .	—	2,375	—	18
Straits Settlements . . . . .	—	72,289	—	106
Mauritius . . . . .	—	6	—	109
Austria-Hungary . . . . .	—	1,904	—	—
Belgium . . . . .	—	47,398	—	—
Germany . . . . .	—	34,118	—	1
Italy . . . . .	—	5	—	—
Norway . . . . .	—	40,765	—	—
Sweden . . . . .	—	59,745	—	—
Arabia . . . . .	—	—	—	1,279
Japan . . . . .	—	131,484	—	—
Maldivo Islands . . . . .	—	—	—	20
Mekran and Sonmiani . . . . .	—	—	—	74
Persia . . . . .	—	—	—	5,066
Siam . . . . .	—	2	—	—
Turkey in Asia . . . . .	—	—	—	306
Mozambique . . . . .	—	—	—	693
Zanzibar . . . . .	—	—	—	22
Other Countries . . . . .	—	—	—	444
	—	417,195	—	8,914
<b>PAINTS AND COLOURS (including painters' materials) :</b>				
United Kingdom . . . . .	—	257,878	—	1,273
Aden . . . . .	—	14	—	1,471
Ceylon . . . . .	—	374	—	1,202
China, Hong Kong . . . . .	—	18,880	—	40
Straits Settlements . . . . .	—	4,924	—	139
Mauritius . . . . .	—	—	—	123
Natal . . . . .	—	—	—	22
Austria-Hungary . . . . .	—	858	—	—
Belgium . . . . .	—	18,251	—	—
France . . . . .	—	3,428	—	—
Germany . . . . .	—	16,959	—	—
Holland . . . . .	—	101	—	—
Italy . . . . .	—	1,932	—	—
Sweden . . . . .	—	67	—	—
Arabia . . . . .	—	1,281	—	225
China, Treaty Ports . . . . .	—	1	—	—
Japan . . . . .	—	52	—	88
Maldivo Islands . . . . .	—	—	—	12
Mekran and Sonmiani . . . . .	—	12	—	13
Persia . . . . .	—	853	—	343
Siam . . . . .	—	—	—	5
Turkey in Asia . . . . .	—	3	—	620
Egypt . . . . .	—	14	—	72
Madagascar . . . . .	—	—	—	18
Mozambique . . . . .	—	—	—	556
Zanzibar . . . . .	—	5	—	728
United States . . . . .	—	867	—	—
West Indies . . . . .	—	—	—	25
Other Countries . . . . .	—	—	—	234
	—	326,754	—	7,209
<b>STATIONERY (including paper and printing materials) .</b>				
United Kingdom . . . . .	—	435,906	—	3,655
Gibraltar . . . . .	—	371	—	—
Aden . . . . .	—	52	—	1,256
Ceylon . . . . .	—	753	—	7,812
China, Hong Kong . . . . .	—	2,199	—	547
Straits Settlements . . . . .	—	6,372	—	4,973
Mauritius . . . . .	—	1	—	231
Cape Colony . . . . .	—	—	—	6
Natal . . . . .	—	—	—	66

## No. 11—concluded.

QUANTITY and VALUE of IMPORTS and EXPORTS of PRINCIPAL ARTICLES in 1897-98,  
distinguishing COUNTRIES—concluded.

ARTICLES AND COUNTRIES.	IMPORTS.		EXPORTS.	
	Quantity	Value.	Quantity.	Value
<b>VII—ARTICLES MANUFACTURED AND PARTLY MANUFACTURED—continued.</b>				
<b>STATIONERY (including paper and printing materials)—continued.</b>				
Australia - - - - -	—	70	—	2,023
Austria-Hungary - - - - -	—	111,541	—	15
Belgium - - - - -	—	39,973	—	
France - - - - -	—	1,560	—	
Germany - - - - -	—	47,105	—	73
Holland - - - - -	—	426	—	
Italy - - - - -	—	3,083	—	
Norway - - - - -	—	1,086	—	
Portugal - - - - -	—	98	—	
Russia - - - - -	—	4	—	
Sweden - - - - -	—	1,059	—	
Arabia - - - - -	—		—	439
China, Treaty Ports - - - - -	—	1,820	—	75
Cochin China - - - - -	—		—	20
Japan - - - - -	—	1,025	—	25
Java - - - - -	—	1	—	15
Macassar - - - - -	—		—	5
Mekran and Sommani - - - - -	—		—	11
Persia - - - - -	—	996	—	3,254
Philippine Islands - - - - -	—		—	5
Siam - - - - -	—	3	—	203
Turkey in Asia - - - - -	—	1	—	742
Abyssinia - - - - -	—		—	15
Egypt - - - - -	—	228	—	381
Madagascar - - - - -	—		—	58
Mozambique - - - - -	—		—	741
Zanzibar - - - - -	—		—	4,224
United States - - - - -	—	5,264	—	5
Other Countries - - - - -	—		—	449
	—	669,997	—	31,324
<b>UMBRELLAS</b>				
United Kingdom - - - - - No.	2,890,283	296,369	61	12
Gibraltar - - - - - "	12	2		
Aden - - - - - "			5,738	615
Ceylon - - - - - "	2,909	620	2,118	190
China, Hong Kong - - - - - "	289,853	13,675	6	5
Straits Settlements - - - - - "	763,599	16,224	1,030	117
Mauritius - - - - - "	7	2	4,350	529
Natal - - - - - "			7,998	1,027
Austria-Hungary - - - - - "	2,374	373	12	2
Belgium - - - - - "	27	6		
France - - - - - "	2,313	597	6	2
Germany - - - - - "	557	156	5	1
Italy - - - - - "	1,704	572		
Arabia - - - - - "			342	40
China, Treaty Ports - - - - - "	90	72	108	8
Japan - - - - - "	63,227	5,340	9	1
Persia - - - - - "			510	88
Siam - - - - - "	2	0	3,036	557
Turkey in Asia - - - - - "			1,110	150
Egypt - - - - - "	5,023	1,366		
Madagascar - - - - - "			4,248	513
Mozambique - - - - - "			3,600	429
Zanzibar - - - - - "			42,917	4,703
Other Countries - - - - - "			3,588	376
	4,021,980	335,374	80,792	9,356
<b>OTHER SORTS - - - - -</b>				
	—	2,016,629	—	541,250
<b>TOTAL ARTICLES MANUFACTURED AND PARTLY MANUFACTURED - - - - -</b>				
	—	36,010,594	—	22,292,493
<b>GRAND TOTAL - - - - -</b>				
	—	69,420,120	—	97,537,273

## QUANTITY and VALUE of IMPORTS of GOVERNMENT STORES into BRITISH INDIA.

ARTICLES.	1893-4.		1894-5.		1895-6.		1896-7.		1897-8.	
	Quantity	Value.	Quantity	Value.	Quantity	Value.	Quantity	Value.	Quantity	Value.
<b>APPAREL</b> (including uniforms, &c., but excluding hosiery):										
United Kingdom -	—	33,577	—	56,568	—	32,881	—	38,846	—	62,370
Other Countries -	—	700	—	372	—	249	—	0	—	22
	—	34,277	—	56,940	—	33,130	—	38,846	—	62,392
<b>ARMS, AMMUNITION, AND MILITARY STORES:</b>										
United Kingdom -	—	165,952	—	472,922	—	175,149	—	125,989	—	228,578
Other Countries -	—	10,352	—	79,257	—	4,648	—	3,587	—	1,106
	—	176,304	—	552,179	—	179,797	—	129,576	—	229,684
<b>BOOKS AND PRINTED MATTER</b> (including maps, charts, &c.):										
United Kingdom -	—	90,390	—	115,771	—	114,290	—	145,775	—	74,755
Other Countries -	—	51	—	146	—	164	—	157	—	47
	—	90,441	—	115,917	—	114,454	—	145,932	—	74,802
<b>BUILDING AND ENGINEERING MATERIALS:</b>										
United Kingdom -	—	77,683	—	51,320	—	25,089	—	11,487	—	25,978
Other Countries -	—	334	—	2	—	0	—	16	—	0
	—	78,017	—	51,322	—	25,089	—	11,503	—	25,978
<b>CARRIAGES, CARTS, &amp;c.</b> (excluding railway carriages), AND PARTS THEREOF:										
United Kingdom -	—	9,591	—	0	—	678	—	1,103	—	13,661
<b>CHEMICALS:</b>										
United Kingdom -	—	7,941	—	18,214	—	10,981	—	23,795	—	20,868
Other Countries -	—	9	—	0	—	0	—	10	—	0
	—	7,950	—	18,214	—	10,981	—	23,805	—	20,868
<b>COAL</b> (including coke and patent fuel):										
United Kingdom -	Tons.	35,727	Tons.	25,023	Tons.	25,093	Tons.	24,404	Tons.	14,004
Other Countries -		62,682		43,858		44,556		48,507		30,041
		0		30		25		15		0
		35,727		43,903		44,615		48,534		30,041
		62,682		43,903		44,615		48,534		30,041
<b>COTTON:</b>										
Twist and Yarn:	Lbs.		Lbs.		Lbs.		Lbs.		Lbs.	
United Kingdom	17,230	1,128	27,924	1,795	39,689	3,732	4,182	638	615	45
Manufactures:										
Piece Goods:	Yds.		Yds.		Yds.		Yds.		Yds.	
United Kingdom	665,325	27,002	662,112	24,703	1,130,938	50,118	1,271,083	58,987	1,031,167	41,938
Other sorts:										
United Kingdom	—	2,209	—	2,865	—	1,265	—	4,811	—	2,411
	—	30,339	—	29,363	—	53,115	—	64,436	—	44,394
<b>DRUGS AND MEDICINES:</b>										
United Kingdom -	—	21,979	—	22,182	—	17,578	—	19,041	—	12,705
Other Countries -	—	0	—	0	—	5	—	0	—	0
	—	21,979	—	22,182	—	17,583	—	19,041	—	12,705



## No. 12—continued.

## QUANTITY and VALUE of IMPORTS of GOVERNMENT STORES into BRITISH INDIA—continued.

ARTICLES	1893-4.		1894-5.		1895-6.		1896-7.		1897-8.	
	Quantity	Value.	Quantity	Value	Quantity.	Value.	Quantity	Value.	Quantity	Value.
EARTHENWARE AND PORCELAIN										
United Kingdom	—	2,441	—	2,018	—	2,224	—	4,704	—	1,718
FLAX.										
Twist and Yarn	Lbs.		Lbs.		Lbs.		Lbs.		Lbs.	
United Kingdom	3,541	313	1,501	113	9,626	720	14,424	937	3,530	276
Manufactures:	Yds.		Yds.		Yds.		Yds.		Yds.	
United Kingdom	422,611	18,616	504,425	26,289	266,045	15,390	320,427	17,398	256,121	12,708
	—	1,444	—	7,167	—	2,934	—	1,304	—	888
	—	20,373	—	33,569	—	19,044	—	19,639	—	13,872
GLASS AND GLASSWARE										
United Kingdom	—	11,920	—	15,127	—	13,918	—	18,278	—	13,398
Other Countries	—	0	—	360	—	0	—	9	—	0
	—	11,920	—	15,487	—	13,918	—	18,287	—	13,398
HARDWARE AND CUTLERY.										
United Kingdom	—	122,643	—	166,394	—	101,603	—	217,096	—	164,222
Other Countries	—	232	—	1,552	—	245	—	195	—	919
	—	122,875	—	167,946	—	101,848	—	217,291	—	165,141
INSTRUMENTS AND APPARATUS										
Musical										
United Kingdom	—	1,177	—	626	—	502	—	345	—	462
Other Countries	—	0	—	14	—	0	—	134	—	7
Scientific, &c										
United Kingdom	—	57,478	—	46,837	—	32,663	—	49,185	—	59,378
Other Countries	—	262	—	321	—	199	—	1,429	—	502
	—	58,917	—	47,798	—	33,363	—	51,093	—	60,349
LEATHER MANUFACTURES										
Boots and Shoes.	Pairs		Pairs.		Pairs.		Pairs		Pairs.	
United Kingdom	1,350	668	200	40	225	131	2,957	1,467	1,026	604
Other Countries	—	0	—	0	—	0	—	0	50	32
Other Sorts										
United Kingdom	—	14,614	—	28,971	—	5,021	—	3,782	—	2,123
Other Countries	—	45	—	3	—	0	—	0	—	0
	—	15,327	—	29,014	—	5,152	—	3,782	—	2,123
LIQUORS										
Spirits	Gals.		Gals.		Gals.		Gals		Gals	
United Kingdom	259	126	607	109	4,532	504	8,925	1,476	5,612	770
Other Countries	—	0	665	60	—	0	70	13	—	0
Wines and Liqueurs:										
United Kingdom	—	0	—	0	—	0	—	0	230	46
Ale, Beer, and Porter										
Other Countries	24	3	—	0	—	0	—	0	—	0
Total Liquors	283	129	1,272	169	4,532	504	8,995	1,489	5,842	816
MACHINERY AND MILLWORK										
United Kingdom	—	88,648	—	113,618	—	83,030	—	69,188	—	70,077
Other Countries	—	342	—	0	—	535	—	522	—	0
	—	88,990	—	113,618	—	83,565	—	69,710	—	70,077

## No. 12—concluded.

## and VALUE of IMPORTS of GOVERNMENT STORES into BRITISH INDIA—concluded.

	1893-4.		1894-5.		1895-6.		1896-7.		1897-8.	
	Quantity.	Value.	Quantity.	Value.	Quantity.	Value.	Quantity.	Value.	Quantity.	Value.
	Cwt.		Cwt.		Cwt.		Cwt.		Cwt.	
	505,616	449,077	453,077	349,405	606,301	391,239	813,401	518,470	851,301	457,195
	—	57	14,711	59,973	5,310	21,836	10	7	2,452	8,830
	505,616	449,134	467,788	409,378	611,611	413,075	813,411	518,477	853,753	466,025
United Kingdom	—	37,168	—	29,278	—	23,612	—	22,211	—	33,783
Other Countries	—	0	—	78	—	0	—	1	—	0
	—	37,168	—	29,356	—	23,612	—	22,212	—	33,783
PRINTING AND LITHO- GRAPHING MATE- RIALS :										
United Kingdom	—	10,365	—	11,523	—	7,540	—	11,583	—	11,972
Other Countries	—	0	—	30	—	50	—	0	—	0
	—	10,365	—	11,553	—	7,590	—	11,583	—	11,972
RAILWAY PLANT AND ROLLING STOCK :										
Locomotives and Car- riages, &c. :										
United Kingdom	—	428,801	—	537,120	—	803,453	—	697,767	—	947,804
Other Countries	—	0	—	0	—	0	—	0	—	855
Materials for Con- struction :										
United Kingdom	—	662,785	—	709,096	—	1,216,041	—	1,595,864	—	1,515,306
Other Countries	—	0	—	0	—	40	—	10,587	—	13,263
	—	1,091,586	—	1,246,216	—	2,019,534	—	2,304,218	—	2,477,228
STATIONERY (excluding paper) :										
United Kingdom	—	35,604	—	49,661	—	52,523	—	38,313	—	36,105
Other Countries	—	0	—	314	—	323	—	938	—	89
	—	35,604	—	49,975	—	52,846	—	39,251	—	36,194
TELEGRAPH MATE- RIALS :										
United Kingdom	—	74,083	—	24,893	—	32,442	—	41,098	—	41,375
Other Countries	—	306	—	827	—	317	—	372	—	201
	—	74,389	—	25,720	—	32,759	—	41,470	—	41,576
WOOL, MANUFACTURES OF :										
Piece Goods :	Yds.		Yds.		Yds.		Yds.		Yds.	
United Kingdom	877,186	134,899	762,095	124,232	741,242	136,178	740,774	147,772	623,960	102,089
Other Countries	—	0	—	0	295	40	—	0	—	0
Other sorts :	Lbs.		Lbs.		Lbs.		Lbs.		Lbs.	
United Kingdom	13,020	1,487	24,555	2,305	46,308	3,262	28,000	4,519	54,494	2,849
	—	136,386	—	126,537	—	139,480	—	152,291	—	104,938
ALL OTHER ARTICLES :										
United Kingdom	—	391,562	—	155,759	—	179,229	—	222,395	—	201,056
Other Countries	—	5,729	—	7,422	—	11,173	—	7,116	—	24,913
	—	397,291	—	163,181	—	190,402	—	229,511	—	225,969
TOTAL IMPORTS OF GO- VERNMENT STORES :										
United Kingdom	—	3,046,053	—	3,210,779	—	3,580,476	—	4,164,131	—	4,187,894
Other Countries	—	18,422	—	150,776	—	39,882	—	25,120	—	52,446
Total	—	3,064,475	—	3,361,555	—	3,620,358	—	4,189,251	—	4,240,340

## No. 13.

QUANTITY and VALUE of EXPORTS of GOVERNMENT STORES (distinguishing by italics Indian and Foreign Produce and Manufacture) from BRITISH INDIA.

ARTICLES	1893-4.		1894-5.		1895-6.		1896-7.		1897-8.	
	Quantity	Value	Quantity	Value	Quantity.	Value.	Quantity	Value	Quantity.	Value
APPAREL										
United Kingdom	—	1,642	—	1,108	—	765	—	52	—	42
	—	<i>2,575</i>	—	<i>407</i>	—	<i>380</i>	—	<i>19,053</i>	—	<i>86</i>
Other Countries	—	3,682	—	3,874	—	5,582	—	4,256	—	3,927
	—	<i>1,741</i>	—	<i>1,042</i>	—	<i>1,869</i>	—	<i>213</i>	—	<i>1,886</i>
ARMS AND AMMUNITION										
United Kingdom	—	8	—	2,140	—	58	—	187	—	14
	—	<i>8</i>	—	<i>4,526</i>	—	<i>3,017</i>	—	<i>92</i>	—	<i>1,423</i>
Other Countries	—	11,523	—	13,134	—	6,451	—	8,199	—	44
	—	<i>3,571</i>	—	<i>2,588</i>	—	<i>4,921</i>	—	<i>2,623</i>	—	<i>2,490</i>
CHEMICALS, DRUGS, AND MEDICINES.										
United Kingdom	—	0	—	8	—	0	—	36	—	15
	—	<i>0</i>	—	<i>2,532</i>	—	<i>60</i>	—	<i>0</i>	—	<i>10</i>
Other Countries	—	250	—	58	—	31	—	23	—	0
	—	<i>977</i>	—	<i>1,342</i>	—	<i>757</i>	—	<i>1,251</i>	—	<i>768</i>
METALS	Cwt.		Cwt.		Cwt.		Cwt.		Cwt.	
United Kingdom	2	5	—	0	—	0	1	11	—	0
	—	<i>30</i>	—	<i>0</i>	—	<i>0</i>	—	<i>0</i>	—	<i>1,248</i>
Other Countries	20	260	—	18,934	—	14,050	14	101	—	4,686
	—	<i>179</i>	<i>55</i>	<i>59</i>	—	<i>248</i>	<i>32</i>	<i>28</i>	—	<i>36,006</i>
TELEGRAPH MATERIALS										
United Kingdom	—	201	—	2,436	—	1,110	—	85	—	891
	—	<i>45</i>	—	<i>0</i>	—	<i>15</i>	—	<i>0</i>	—	<i>60</i>
Other Countries	—	4,966	—	9,484	—	4,887	—	3,139	—	3,339
WOOL, MANUFACTURES OF										
United Kingdom	—	0	—	450	—	0	—	0	—	0
	—	<i>0</i>	—	<i>316</i>	—	<i>1,459</i>	—	<i>0</i>	—	<i>12,826</i>
Other Countries	—	242	—	109	—	10	—	0	—	652
	—	<i>4</i>	—	<i>9</i>	—	<i>166</i>	—	<i>1,430</i>	—	<i>123</i>
ALL OTHER ARTICLES.										
United Kingdom	—	3,860	—	4,148	—	4,961	—	7,582	—	8,031
	—	<i>2,129</i>	—	<i>2,366</i>	—	<i>853</i>	—	<i>566</i>	—	<i>1,717</i>
Other Countries	—	13,535	—	24,149	—	16,333	—	18,585	—	13,849
	—	<i>4,346</i>	—	<i>3,560</i>	—	<i>3,615</i>	—	<i>2,252</i>	—	<i>1,326</i>
TOTAL EXPORTS OF GOVERNMENT STORES										
United Kingdom	—	10,458	—	20,437	—	12,663	—	27,670	—	26,301
Other Countries	—	45,321	—	78,342	—	58,935	—	42,129	—	69,207
Total	—	55,779	—	98,779	—	71,598	—	69,799	—	95,508

## IMPORTS OF TREASURE FROM DIFFERENT COUNTRIES.

COUNTRIES.	1893-4.	1894-5.	1895-6.	1896-7.	1897-8.
<b>GOLD:</b>					
UNITED KINGDOM - - - - -	1,390,419	697,866	3,260,240	2,630,455	4,122,207
<b>BRITISH POSSESSIONS :</b>					
Aden - - - - -	43,828	97,778	19,295	38,674	19,092
Cape Colony - - - - -	0	0	0	3,384	0
Ceylon - - - - -	0	7,149	4,726	1,037	230,691
China, Hong Kong	782,190	394,275	300,350	424,669	764,997
Straits Settlements	9,730	230	3,096	6,335	17,936
Mauritius - - - - -	0	0	2,733	0	82
Natal - - - - -	0	1,800	0	0	0
Australia - - - - -	283,625	0	563,441	303,715	780,240
	1,119,373	501,232	893,641	777,814	1,813,038
<b>FOREIGN COUNTRIES :</b>					
Austria-Hungary - - - - -	350	974	2,657	20,956	4,603
France - - - - -	69,549	44,609	173,412	153,146	273,734
Germany - - - - -	249	0	171	0	0
Russia - - - - -	0	30	313	4,524	1,915
Arabia - - - - -	180,665	170,451	118,137	276,834	194,704
China, Treaty Ports	187,208	66,262	70,443	26,398	9,542
Japan - - - - -	0	7,050	0	0	0
Persia - - - - -	12,639	22,210	8,653	11,818	10,918
Turkey in Asia	12,820	17,093	21,250	16,026	24,637
Abyssinia - - - - -	6,171	3,439	2,944	2,314	889
Egypt - - - - -	115,858	167,790	451,417	542,246	810,479
Madagascar - - - - -	22,491	32,817	11,333	12,142	1,663
Mozambique - - - - -	13,059	5,891	4,552	1,513	0
Zanzibar - - - - -	13,892	18,206	10,099	14,759	12,943
Other Countries - - - - -	1,787	360	8	234	0
	636,738	557,182	875,389	1,082,910	1,345,977
<b>TOTAL</b> - - - - -	<b>3,146,530</b>	<b>1,756,280</b>	<b>5,029,270</b>	<b>4,491,179</b>	<b>7,281,222</b>
<b>SILVER:</b>					
UNITED KINGDOM - - - - -	12,418,687	6,519,283	5,732,857	6,117,303	10,090,872
<b>BRITISH POSSESSIONS :</b>					
Malta - - - - -	0	0	50	0	0
Aden - - - - -	258,836	66,325	1,097	48,811	83,580
Ceylon - - - - -	15,000	0	0	0	711
China, Hong Kong	271,570	128,563	275,629	445,487	372,052
Straits Settlements	176,036	47,723	17,605	15,639	136,289
Cape Colony - - - - -	177,534	94,900	83,699	112,478	114,016
Mauritius - - - - -	0	0	0	0	0
Natal - - - - -	340,213	80,679	125,558	105,458	230,400
Australia - - - - -	0	0	0	411	0
	0	552	6	1	2,945
	535,756	289,203	1,355,846	1,236,326	1,129,219
	1,774,945	707,945	1,859,490	1,964,611	2,069,212
<b>FOREIGN COUNTRIES :</b>					
Austria-Hungary - - - - -	108,504	0	1	263	1,779
France - - - - -	93,872	18,180	21,221	0	31,356
Germany - - - - -	18	82	2	0	0
Arabia - - - - -	374,471	223,715	225,084	177,108	158,429
China, Treaty Ports	61,993	0	0	9,717	283,846
Japan - - - - -	1,000	5	133,883	1	9,350
Mekran and Sommani	2,981	2,293	510	3,344	3,735
Persia - - - - -	168,169	152,652	117,287	140,214	99,130
Philippine Islands - - - - -	21,000	22,200	9,000	8,800	53,620
Turkey in Asia	0	0	0	0	12,136
Abyssinia - - - - -	198,574	143,469	103,245	89,875	73,103
Egypt - - - - -	963	0	33	27	0
Madagascar - - - - -	10,091	1,861	1,153	1,688	7,423
Mozambique - - - - -	5,484	876	5	0	0
Zanzibar - - - - -	396	11	0	110	3,211
United States - - - - -	70,358	32,150	18,064	8,484	11,304
Other Countries - - - - -	0	0	116,881	71,760	340,881
	3,220	202	0	70	8
	1,121,094	597,699	746,369	511,470	1,089,311
<b>TOTAL</b> - - - - -	<b>15,314,726</b>	<b>7,824,927</b>	<b>8,338,716</b>	<b>8,593,384</b>	<b>13,249,395</b>

## No. 14—concluded.

## IMPORTS of TREASURE from DIFFERENT COUNTRIES—concluded

COUNTRIES.	1893-4.	1894-5.	1895-6.	1896-7.	1897-8.
<b>TOTAL GOLD AND SILVER :</b>					
UNITED KINGDOM - - - - -	13,809,107	7,217,150	8,993,097	8,747,758	14,213,079
<b>BRITISH POSSESSIONS :</b>					
Malta - - - - -	0	0	50	0	0
Aden - - - - -	302,664	164,102	20,391	87,485	102,672
{ <i>Private</i> - - - - -					
{ <i>Government</i> - - - - -	15,000	0	0	0	711
Ceylon - - - - -	271,570	135,712	280,355	446,524	602,743
China, Hong Kong - - - - -	958,226	441,998	317,955	440,308	901,287
Straits Settlements - - - - -	187,264	95,130	86,794	118,813	131,952
Cape Colony - - - - -	0	0	0	3,384	0
Mauritius - - - - -	340,213	80,679	128,291	105,458	230,482
{ <i>Private</i> - - - - -					
{ <i>Government</i> - - - - -	0	0	0	411	0
Natal - - - - -	0	2,352	6	1	2,945
Australia - - - - -	819,381	289,203	1,919,287	1,540,041	1,909,458
	2,894,318	1,209,176	2,753,129	2,742,425	3,882,250
<b>FOREIGN COUNTRIES :</b>					
Austria-Hungary - - - - -	108,854	974	2,658	21,218	6,382
France - - - - -	163,421	62,790	194,634	153,146	305,090
Germany - - - - -	266	82	173	0	0
Russia - - - - -	0	31	313	4,524	1,915
Turkey in Europe - - - - -	27	0	0	66	0
Arabia - - - - -	555,135	394,165	343,221	453,942	353,132
China, Treaty Ports - - - - -	249,201	66,262	70,443	36,115	293,388
Japan - - - - -	1,000	7,055	133,883	1	9,350
Mekran and Sonmiani - - - - -	2,981	2,293	510	3,344	3,735
Persia - - - - -	180,808	174,862	125,940	152,032	110,048
{ <i>Private</i> - - - - -					
{ <i>Government</i> - - - - -	21,000	22,200	9,000	8,800	53,620
Philippine Islands - - - - -	0	0	0	0	12,136
Turkey in Asia - - - - -	211,394	160,562	124,495	105,901	97,739
Abyssinia - - - - -	7,134	3,439	2,977	2,342	839
Egypt - - - - -	125,950	169,651	452,570	543,934	817,903
Madagascar - - - - -	27,975	33,694	11,339	12,142	1,663
Mozambique - - - - -	13,455	5,901	4,552	1,623	3,211
Zanzibar - - - - -	84,250	50,355	28,163	23,243	24,248
United States - - - - -	0	0	116,881	71,769	340,881
Other Countries - - - - -	4,980	565	8	238	8
	1,757,831	1,154,881	1,621,760	1,594,380	2,435,288
<b>GRAND TOTAL - - - - -</b>	<b>18,461,256</b>	<b>9,581,207</b>	<b>13,367,986</b>	<b>13,084,563</b>	<b>20,530,617</b>

## No. 15.

## EXPORTS OF TREASURE TO DIFFERENT COUNTRIES.

COUNTRIES.	1893-4.	1894-5.	1895-6.	1896-7.	1897-8.
<b>GOLD :</b>					
UNITED KINGDOM . . . . .	2,453,616	6,720,470	2,453,414	2,140,851	2,325,172
<b>BRITISH POSSESSIONS :</b>					
Aden . . . . .	1,600	401	40	25,677	500
China, Hong Kong . . . . .	0	0	12,875	0	0
Straits Settlements . . . . .	45	0	0	0	0
Australia . . . . .	0	0	0	3	0
	1,645	401	12,915	25,680	500
<b>FOREIGN COUNTRIES :</b>					
Austria-Hungary . . . . .	38,680	0	0	210	0
France . . . . .	7,527	7,201	6,840	4,871	0
Turkey in Europe . . . . .	1,470	0	0	0	0
Arabia . . . . .	100	486	10,818	12,393	1,148
Japan . . . . .	0	0	193	0	0
Persia . . . . .	488	736	2,384	1,038	2,177
Turkey in Asia . . . . .	1,758	1,080	10,743	10,394	5,142
Egypt . . . . .	0	0	1,010	2,800	38,594
Abyssinia . . . . .	0	0	0	1,904	0
	50,023	9,503	31,988	33,610	47,061
<b>TOTAL . . . . .</b>	<b>2,505,284</b>	<b>6,730,374</b>	<b>2,503,317</b>	<b>2,200,141</b>	<b>2,372,733</b>
<b>SILVER :</b>					
UNITED KINGDOM . . . . .	70,611	23,982	10,884	123	1
<b>BRITISH POSSESSIONS :</b>					
Gibraltar . . . . .	0	19,000	0	0	0
Aden . . . . .	31,949	14,265	38,922	27,472	10,000
	72,500	60,000	20,000	9,988	0
Ceylon . . . . .	459,831	1,032,935	574,200	1,002,376	961,163
China, Hong Kong . . . . .	48,192	21,974	95,551	25,986	502,570
Straits Settlements . . . . .	176,638	32,703	513,664	1,076,696	2,735,301
Mauritius . . . . .	110,798	2,181	100,400	193,532	202,110
Natal . . . . .	300	3,142	3,915	9,277	6,114
Australia . . . . .	0	20	0	0	0
	900,208	1,186,220	1,346,652	2,345,327	4,417,258
<b>FOREIGN COUNTRIES :</b>					
Austria-Hungary . . . . .	36	0	0	0	0
France . . . . .	23,368	5,494	4,359	3,058	2,444
Holland . . . . .	2,560	1,590	0	0	0
Arabia . . . . .	177,377	95,496	129,521	124,323	89,335
	0	0	4,500	0	0
China, Treaty Ports . . . . .	113,452	9,693	10,497	0	0
Japan . . . . .	8,200	0	820	0	9,300
Java . . . . .	2,885	3,884	0	0	0
Maldivo Islands . . . . .	0	0	0	100	0
Mekran and Somiani . . . . .	0	0	100	0	300
	2,160	3,750	2,660	1,508	4,378
Persia . . . . .	152,902	91,459	90,004	110,840	19,886
	795	305	350	110	200
Siam . . . . .	31,600	15,000	17,500	23,200	135,630
Turkey in Asia . . . . .	47,207	3,285	2,838	1,277	1,540
	0	4,000	0	0	0
Abyssinia . . . . .	1,100	1,000	305	323	0
Egypt . . . . .	65	219	2	16	40
Madagascar . . . . .	200	0	307	0	0
Mozambique . . . . .	6,707	0	3,000	7,700	0
Zanzibar . . . . .	48,275	50,172	130,095	116,650	85,662
Other Countries . . . . .	3,200	149	2,100	2,800	40
	0	0	0	0	9,900
	624,089	285,496	398,958	391,905	358,655
<b>TOTAL . . . . .</b>	<b>1,594,908</b>	<b>1,495,698</b>	<b>1,756,494</b>	<b>2,737,355</b>	<b>4,775,914</b>

## No. 15—concluded.

## EXPORTS OF TREASURE TO DIFFERENT COUNTRIES—concluded.

COUNTRIES	1893-4.	1894-5.	1895-6.	1896-7.	1897-8.
TOTAL GOLD AND SILVER.					
UNITED KINGDOM - - - - -	2,524,227	6,744,453	2,469,299	2,140,974	2,325,175
BRITISH POSSESSIONS -					
Gibraltar - - - - -	0	19,000	0	0	0
Aden - - - - -	{ Private - 33,549	14,666	38,962	53,149	10,500
	{ Government - 72,500	60,000	20,000	9,988	0
Ceylon - - - - -	459,832	1,032,935	574,200	1,002,376	961,163
China, Hong Kong - - - - -	48,192	21,974	108,426	25,986	502,570
Straits Settlements - - - - -	176,683	32,703	513,663	1,076,696	2,735,301
Mauritius - - - - -	110,798	2,181	100,400	193,532	202,110
Natal - - - - -	300	3,142	3,915	9,277	6,114
Australia - - - - -	0	20	0	3	0
	901,854	1,186,621	1,359,566	2,371,007	4,417,758
FOREIGN COUNTRIES :					
Austria-Hungary - - - - -	38,716	0	0	210	0
France - - - - -	32,895	12,695	11,199	7,928	2,443
Holland - - - - -	2,560	1,590	0	0	0
Turkey in Europe - - - - -	1,470	0	0	0	0
Arabia - - - - -	{ Private - 177,477	95,982	140,340	136,716	90,482
	{ Government - 0	0	4,500	0	0
China, Treaty Ports - - - - -	113,452	9,692	10,497	0	0
Japan - - - - -	8,200	0	1,013	0	9,300
Java - - - - -	2,885	3,884	0	0	0
Maldivo Islands - - - - -	0	0	0	100	0
Mekian and Sonmiani - - - - -	{ Private - 0	0	100	0	300
	{ Government - 2,160	3,750	2,660	1,508	4,378
Persia - - - - -	{ Private - 153,390	92,195	92,387	111,879	22,063
	{ Government - 795	305	350	110	200
Siam - - - - -	31,600	15,000	17,500	23,200	135,630
Turkey in Asia - - - - -	{ Private - 48,964	4,365	13,581	11,671	6,682
	{ Government - 0	4,000	0	0	0
Abyssinia - - - - -	1,100	1,000	305	2,227	0
Egypt - - - - -	65	219	1,012	2,816	38,634
Madagascar - - - - -	200	0	307	0	0
Mozambique - - - - -	6,707	0	3,000	7,700	0
Zanzibar - - - - -	48,275	50,172	130,095	116,650	85,662
Other Countries - - - - -	{ Private - 3,200	149	2,100	2,800	40
	{ Government - 0	0	0	0	9,900
	674,111	294,998	430,946	425,515	405,714
GRAND TOTAL - - - - -	4,100,192	8,226,072	4,259,811	4,937,496	7,148,647

## No. 16.

## GROSS AMOUNT of CUSTOMS DUTY collected on ARTICLES of MERCHANDISE

	1893-4.	1894-5.	1895-6.	1896-7.	1897-8.
<b>SPECIAL IMPORT DUTIES :</b>					
<b>Arms, Ammunition, and Military Stores</b>					
Firearms, and parts thereof - - - - -	26,453	24,158	25,220.	29,540	28,951
Gunpowder - - - - -	2,583	2,525	2,704	2,713	2,591
Other sorts - - - - -	5,456	5,555	5,944	4,962	4,185
	34,492	32,238	33,868	37,215	35,727
<b>Liquors :</b>					
Ale, Beer, Porter, Cider, &c. - - - - -	17,567	15,926	19,234	18,968	17,880
Spirits - - - - -	529,505	549,879	590,899	591,039	599,269
Wines and Liqueurs - - - - -	48,479	45,804	52,349	49,157	44,168
	595,551	611,609	662,482	659,164	661,317
Opium - - - - -	278	432	405	347	442
Salt - - - - -	2,518,951	2,541,399	2,595,669	2,577,715	2,556,073
Salted Fish - - - - -	3,698	11,016	13,366	13,543	16,920
<b>GENERAL IMPORT DUTIES :</b>					
Cotton goods and yarns - - - - -	—	384,310	1,183,527	917,815	795,721
Petroleum - - - - -	263,583	317,995	400,001	412,618	531,778
Silver Bullion or Coin - - - - -	—	348,951	355,868	326,483	433,889
Sugar - - - - -	—	140,674	153,096	162,152	246,045
<b>Other Articles :</b>					
Articles of Food and Drink - - - - -	—	156,166	154,205	140,001	138,215
Chemicals, Drugs, Medicines, and Narcotics, Dyeing and Tanning Materials - - - - -	—	91,660	102,109	91,770	105,166
Metals, and Manufactures of - - - - -	—	206,723	257,865	202,546	223,206
Oils - - - - -	—	5,730	8,691	16,738	24,249
Articles Manufactured and Unmanufactured -	91,061	587,922	653,162	598,471	534,235
<b>GRAND TOTAL - - - - -</b>	<b>3,507,613</b>	<b>5,436,825</b>	<b>6,574,314</b>	<b>6,156,578</b>	<b>6,302,983</b>
<b>EXPORT DUTIES :</b>					
Rice, in the husk - - - - -	17,905	16,703	15,178	13,641	13,803
„ not in the husk - - - - -	642,468	886,656	913,987	738,834	709,850
Rice-flour - - - - -	104	129	59	85	78
<b>TOTAL - - - - -</b>	<b>660,477</b>	<b>903,488</b>	<b>929,224</b>	<b>752,560</b>	<b>723,731</b>
<b>GRAND TOTAL OF CUSTOMS IMPORT AND EXPORT DUTIES - - - - -</b>	<b>4,168,090</b>	<b>6,340,313</b>	<b>7,503,538</b>	<b>6,909,138</b>	<b>7,026,714</b>



## No. 17.

DISTRIBUTION OF PRIVATE IMPORT TRADE according to PRESIDENCY or PROVINCE, distinguishing the PRINCIPAL PORTS

PORTS		1893-4.	1894-5.	1895-6.	1896-7.	1897-8	
BENGAL \							
Calcutta . . . . .	{ Merchandise -	28,948,152	26,361,420	26,825,632	30,126,369	27,854,950	
	{ Treasure -	1,836,382	1,082,908	1,359,067	1,777,588	3,261,071	
Chittagong . . . . .	{ Merchandise -	241,015	276,280	324,845	151,496	184,123	
	{ Treasure -	0	0	0	0	0	
Other Ports . . . . .	{ Merchandise -	10,564	9,483	41,340	2,369	1,301	
	{ Treasure -	0	0	0	0	0	
TOTAL FOR BENGAL		{ Merchandise -	29,199,731	26,647,183	27,191,817	30,280,234	28,040,674
		{ Treasure -	1,836,382	1,082,908	1,359,067	1,777,588	3,261,071
BOMBAY .							
Bombay . . . . .	{ Merchandise -	29,262,414	28,786,724	27,866,711	26,855,083	24,605,163	
	{ Treasure -	15,708,598	7,976,450	11,522,564	10,472,637	16,347,559	
Karachi . . . . .	{ Merchandise -	4,216,567	4,509,033	3,809,472	4,390,267	4,632,811	
	{ Treasure -	597,640	324,951	176,410	316,592	378,260	
Other Ports . . . . .	{ Merchandise -	45,226	35,134	40,026	18,019	18,461	
	{ Treasure -	0	0	1,236	0	0	
TOTAL FOR BOMBAY		{ Merchandise -	33,524,207	33,330,891	31,716,209	31,263,369	29,257,435
		{ Treasure -	16,306,238	8,301,401	11,700,210	10,789,229	16,723,819
MADRAS .							
Madras . . . . .	{ Merchandise -	5,226,788	5,798,918	4,862,803	5,088,815	5,318,537	
	{ Treasure -	94,175	20,578	56,355	187,812	71,539	
Tutacorn . . . . .	{ Merchandise -	344,781	292,340	351,881	267,778	378,815	
	{ Treasure -	36,175	23,154	62,056	64,623	72,787	
Negapatam . . . . .	{ Merchandise -	193,732	210,169	168,423	177,985	207,592	
	{ Treasure -	3,355	2,133	804	1,717	1,784	
Coconada . . . . .	{ Merchandise -	21,645	97,358	26,571	12,264	77,305	
	{ Treasure -	0	0	0	0	0	
Tellicherry . . . . .	{ Merchandise -	8,546	13,681	17,433	16,644	12,794	
	{ Treasure -	0	0	0	0	0	
Calicut . . . . .	{ Merchandise -	56,958	59,859	72,979	65,160	64,555	
	{ Treasure -	0	0	0	0	0	
Cochin . . . . .	{ Merchandise -	36,533	56,741	54,652	48,088	60,762	
	{ Treasure -	0	0	0	0	0	
Mangalore . . . . .	{ Merchandise -	30,206	28,246	31,604	29,463	31,565	
	{ Treasure -	0	0	0	538	0	
Other Ports . . . . .	{ Merchandise -	127,241	162,701	107,517	117,546	152,928	
	{ Treasure -	55,711	75,006	62,529	128,639	204,047	
TOTAL FOR MADRAS		{ Merchandise -	6,046,430	6,720,013	5,693,863	5,823,743	6,394,853
		{ Treasure -	189,416	120,871	181,744	383,329	350,157
BURMA							
Rangoon . . . . .	{ Merchandise -	5,061,750	3,356,987	4,604,658	4,431,076	5,597,125	
	{ Treasure -	87,859	38,477	99,195	112,417	117,157	
Moulmein . . . . .	{ Merchandise -	83,028	57,578	66,917	75,301	85,857	
	{ Treasure -	345	0	0	0	0	
Bassein . . . . .	{ Merchandise -	4,089	16,941	9,715	6,125	6,845	
	{ Treasure -	0	0	0	0	0	
Akyab . . . . .	{ Merchandise -	4,862	4,614	4,854	3,431	2,429	
	{ Treasure -	0	0	0	0	0	
Other Ports . . . . .	{ Merchandise -	32,860	33,231	28,362	31,418	34,902	
	{ Treasure -	5,016	15,350	18,770	12,789	22,082	
TOTAL FOR BURMA		{ Merchandise -	5,186,589	3,469,351	4,714,506	4,547,351	5,727,158
		{ Treasure -	93,220	53,827	117,965	125,206	139,239
TOTAL IMPORTS . . . . .		{ Merchandise -	73,956,957	70,167,438	69,316,395	71,914,697	69,420,120
		{ Treasure -	18,425,256	9,559,007	13,358,986	13,975,352	20,476,286

## No. 18.

DISTRIBUTION of PRIVATE EXPORT TRADE according to PRESIDENCY or PROVINCE, distinguishing the PRINCIPAL PORTS.

PORTS.		1893-4.	1894-5.	1895-6.	1896-7.	1897-8.
<b>BENGAL :</b>						
Calcutta	{ Merchandise - Treasure -	40,978,993 292,709	44,957,846 848,065	45,491,029 202,813	44,634,388 327,813	44,139,659 1,183,097
Chittagong	{ Merchandise - Treasure -	660,485 0	796,908 0	779,626 0	602,464 0	630,612 0
Other Ports	{ Merchandise - Treasure -	329,672 0	256,988 0	317,931 0	323,493 0	358,664 0
<b>TOTAL FOR BENGAL</b>	{ Merchandise - Treasure -	41,969,150 292,709	46,011,742 848,065	46,588,586 202,813	45,560,345 327,813	45,128,935 1,183,097
<b>BOMBAY :</b>						
Bombay	{ Merchandise - Treasure -	38,736,680 3,525,913	34,371,984 7,136,861	37,933,015 3,549,484	33,162,284 4,454,768	27,457,899 5,804,137
Karachi	{ Merchandise - Treasure -	6,823,770 28,711	6,132,217 39,506	6,360,899 56,930	3,981,916 64,524	4,595,621 25,467
Other Ports	{ Merchandise - Treasure -	16 930	6 0	156 0	739 0	345 0
<b>TOTAL FOR BOMBAY</b>	{ Merchandise - Treasure -	45,560,466 3,555,554	40,504,207 7,176,367	44,294,070 3,606,414	37,144,939 4,519,292	32,053,865 5,829,604
<b>MADRAS :</b>						
Madras	{ Merchandise - Treasure -	5,077,185 4,250	5,186,836 60,000	5,872,347 409,073	5,172,570 15,000	4,842,481 30,263
Tuticorm	{ Merchandise - Treasure -	1,410,767 98,400	1,921,291 60,000	1,732,675 10,000	1,625,097 27,800	1,806,611 18,800
Negapatam	{ Merchandise - Treasure -	509,256 892	543,418 9,200	397,896 3,900	595,334 4,470	542,244 7,100
Coconada	{ Merchandise - Treasure -	934,582 0	837,360 0	695,126 0	932,087 0	700,628 0
Tellicherry	{ Merchandise - Treasure -	733,368 0	675,255 0	726,941 0	550,569 0	529,389 0
Calicut	{ Merchandise - Treasure -	568,953 800	621,206 0	689,759 0	481,546 0	575,972 0
Cochin	{ Merchandise - Treasure -	416,832 0	617,864 0	709,183 0	537,445 0	584,436 0
Mangalore	{ Merchandise - Treasure -	644,622 0	712,314 0	718,971 0	629,423 0	517,495 0
Other Ports	{ Merchandise - Treasure -	1,373,927 1,532	1,365,922 1,735	1,269,455 0	1,307,716 110	1,313,512 30
<b>TOTAL FOR MADRAS</b>	{ Merchandise - Treasure -	11,669,492 105,874	12,481,466 130,935	12,812,353 422,973	11,831,787 47,380	11,412,768 56,193
<b>BURMA :</b>						
Rangoon	{ Merchandise - Treasure -	5,737,805 70,600	7,073,920 2,650	7,698,748 100	6,828,012 31,406	6,749,600 65,114
Moulmein	{ Merchandise - Treasure -	502,332 0	990,603 0	1,263,211 0	999,980 0	824,450 0
Bassein	{ Merchandise - Treasure -	552,229 0	978,222 0	849,723 0	922,199 0	878,013 0
Akyab	{ Merchandise - Treasure -	391,176 0	688,244 0	663,098 0	521,469 0	372,195 0
Other Ports	{ Merchandise - Treasure -	64,940 0	86,595 0	93,351 0	105,568 0	117,447 161
<b>TOTAL FOR BURMA</b>	{ Merchandise - Treasure -	7,248,482 70,600	9,817,584 2,650	10,568,131 100	9,377,228 31,406	8,941,705 65,275
<b>TOTAL EXPORTS</b>	{ Merchandise - Treasure -	106,447,590 4,024,737	108,814,999 8,158,017	114,263,140 4,232,300	103,914,299 4,925,891	97,537,273 7,134,169

VALUE OF REGISTERED IMPORTS into and EXPORTS from BRITISH INDIA, by LAND, distinguishing COUNTRIES, &c., in TENS of RUPEES.

NOTE—The figures in *italics* show the amounts of Treasure included in the amounts of Imports and Exports.

COUNTRIES.	IMPORTS					EXPORTS				
	1893-4	1894-5	1895-6	1896-7	1897-8	1893-4.	1894-5.	1895-6.	1896-7	1897-8.
Lus Bela - - -	48,149	44,847	66,848	71,259	96,713	25,047	22,406	23,310	23,604	41,241
Khelat, Sewestan, Zhob, &c. - - -	147,238 <i>1,595</i>	169,878 <i>1,824</i>	170,064 <i>4,331</i>	163,585 <i>5,614</i>	131,659 0	145,837 <i>2,255</i>	150,441 <i>3,20</i>	177,055 <i>970</i>	175,294 <i>2,546</i>	114,136 0
Kandahar - - -	335,849	299,090	410,541	418,405	309,299	328,172	328,172	257,002	227,376	163,785
Kabul - - -	189,181 <i>350</i>	160,401 —	165,003 —	151,539 —	101,463 —	405,535 <i>320</i>	273,965 <i>6,600</i>	326,251 <i>20,018</i>	303,322 <i>13,150</i>	253,979 <i>10,985</i>
Tuah and Bajaur -	157,203 <i>112</i>	202,017 —	143,294 —	397,551 —	258,016 —	224,257 —	291,873 —	228,770 —	475,836 —	336,306 <i>210</i>
Kashmir - - -	458,186 <i>35,298</i>	603,104 <i>89,549</i>	702,904 <i>66,516</i>	759,740 <i>37,458</i>	810,364 <i>40,640</i>	546,658 <i>17,950</i>	734,721 <i>121,730</i>	671,722 <i>31,104</i>	702,842 <i>67,412</i>	631,022 <i>70,871</i>
Ladakh - - -	30,481 <i>1,195</i>	39,318 <i>2,304</i>	43,123 <i>960</i>	57,508 <i>320</i>	52,662 —	25,776 <i>2,030</i>	46,124 <i>2,302</i>	43,584 <i>4,226</i>	64,574 <i>6,509</i>	45,635 <i>4,910</i>
Nepal - - -	1,598,161 <i>105,149</i>	1,841,797 <i>125,144</i>	1,833,696 <i>68,354</i>	1,893,055 <i>403,572</i>	2,056,529 <i>142,335</i>	1,161,030 <i>56,655</i>	1,272,630 <i>41,392</i>	1,362,389 <i>90,255</i>	1,536,752 <i>132,085</i>	1,828,810 <i>337,406</i>
Sikkim - - -	28,311 <i>243</i>	41,888 <i>322</i>	50,368 <i>436</i>	75,591 —	49,404 —	20,707 —	30,601 —	43,386 <i>3,124</i>	41,790 <i>2,470</i>	36,406 <i>1,265</i>
Bhutan - - -	23,362 <i>64</i>	21,459 <i>21</i>	28,551 —	14,390 <i>5</i>	14,685 <i>18</i>	19,797 —	20,241 <i>4</i>	27,397 —	16,787 —	15,883 —
Thibet - - -	124,624 <i>8</i>	146,006 <i>750</i>	127,945 <i>760</i>	140,456 —	124,388 <i>1,240</i>	64,372 <i>3,652</i>	72,901 <i>7,656</i>	80,066 <i>11,740</i>	69,406 <i>14,013</i>	100,858 <i>8,281</i>
Towang - - -	3,451 <i>48</i>	3,113 <i>16</i>	3,599 <i>100</i>	4,048 <i>64</i>	2,261 <i>50</i>	2,194 —	876 —	4,684 —	2,595 —	2,984 —
Duffla, Aka, Naga, and Mishmi Hills	9,893 —	4,032 —	3,603 —	7,775 —	8,227 —	3,314 <i>407</i>	2,479 —	2,336 <i>91</i>	2,845 <i>343</i>	2,088 <i>226</i>
Lushai Hills -	2,221	3,118	1,855	414	*	6,295	2,919	12,324	2,218	*
Manipuri - - -	2,204	371	3,630	18,688	7,146	4,625	8,342	5,485	6,754	11,453
Hill Tipperah -	46,154	34,198	56,192	47,546	45,560	10,451	9,272	16,381	13,671	11,662
Karennee - - -	214,025 —	234,299 <i>430</i>	208,060 <i>1,372</i>	197,204 <i>4,573</i>	158,272 <i>4,729</i>	69,624 <i>48,905</i>	74,068 <i>64,218</i>	137,394 <i>108,638</i>	112,833 <i>96,711</i>	109,921 <i>91,456</i>
Shan States - -	382,666 <i>69,535</i>	585,360 <i>204,306</i>	528,891 <i>179,449</i>	760,792 <i>253,612</i>	839,320 <i>241,336</i>	273,572 <i>35,503</i>	495,152 <i>92,930</i>	544,315 <i>119,673</i>	702,753 <i>161,522</i>	739,616 <i>164,801</i>
Zimmé - - -	272,063 <i>41,890</i>	230,726 <i>27,405</i>	204,682 <i>21,682</i>	239,955 <i>59,303</i>	288,802 <i>53,221</i>	97,273 <i>10,830</i>	34,433 <i>9,211</i>	33,561 <i>7,950</i>	149,830 <i>92,940</i>	150,304 <i>37,223</i>
Siam - - -	106,264 <i>24,046</i>	37,309 <i>6,249</i>	88,116 <i>6,641</i>	63,016 <i>23,163</i>	131,832 <i>44,936</i>	127,305 <i>85,830</i>	105,152 <i>71,602</i>	81,155 <i>49,753</i>	60,205 <i>26,980</i>	112,757 <i>55,871</i>
Western China -	171,565 <i>34,349</i>	229,207 <i>113,701</i>	133,321 <i>46,413</i>	155,010 <i>55,418</i>	147,853 <i>83,418</i>	136,480 <i>2,323</i>	277,430 <i>76,685</i>	151,730 <i>13,658</i>	240,784 <i>10,570</i>	209,085 <i>5,611</i>
TOTAL - - -	4,351,251	4,931,538	4,974,286	5,637,527	5,634,455	3,698,321	4,254,198	4,230,297	4,937,071	4,918,021

\* Trade not recorded, these Hills being now in British Territory.

## No. 20.

VESSELS ENTERED and CLEARED, distinguishing STEAMERS and SAILING VESSELS, and STEAMERS which proceeded via SUEZ CANAL.

	1893-4.		1894-5		1895-6		1896-7.		1897-8.	
	No.	TONNAGE	No.	TONNAGE	No.	TONNAGE	No.	TONNAGE	No.	TONNAGE
ENTERED										
STEAM.										
Via Suez Canal -	712	1,575,836	811	1,834,009	725	1,698,707	643	1,554,653	578	1,454,321
" other Routes	1,259	1,505,766	1,389	1,611,082	1,481	1,806,614	1,471	1,796,671	1,501	1,842,142
	1,971	3,081,602	2,200	3,445,091	2,206	3,505,321	2,114	3,351,324	2,079	3,296,463
SAILING - -	3,059	716,309	3,109	711,295	3,020	622,718	2,892	532,665	2,896	621,298
TOTAL - -	5,030	3,797,911	5,309	4,156,386	5,226	4,128,039	5,006	3,883,989	4,975	3,917,761
CLEARED.										
STEAM:										
Via Suez Canal -	928	1,987,474	903	1,980,900	893	2,025,408	787	1,823,784	758	1,790,223
" other Routes	1,028	1,083,890	1,269	1,386,498	1,297	1,449,521	1,289	1,454,877	1,308	1,474,706
	1,956	3,071,364	2,172	3,367,398	2,190	3,474,929	2,076	3,278,661	2,066	3,264,929
SAILING - -	3,009	796,611	3,096	732,038	2,881	623,632	2,858	535,935	2,718	601,940
TOTAL - -	4,965	3,867,975	5,268	4,099,436	5,071	4,098,561	4,934	3,814,596	4,784	3,866,869

## No. 21.

VESSELS ENTERED and CLEARED, distinguishing STEAMERS and SAILING VESSELS with CARGOES and in BALLAST.

	1893-4.		1894-5.		1895-6.		1896-7.		1897-8.	
	No.	TONNAGE	No.	TONNAGE	No.	TONNAGE	No.	TONNAGE	No.	TONNAGE
ENTERED.										
WITH CARGOES:										
Steam - -	1,623	2,610,037	1,819	2,911,794	1,835	2,949,232	1,775	2,877,982	1,704	2,732,192
Sailing - -	2,025	453,067	1,966	401,363	2,021	362,029	1,890	299,020	1,929	371,147
	3,648	3,063,104	3,785	3,313,157	3,856	3,311,261	3,665	3,177,002	3,633	3,103,339
IN BALLAST:										
Steam - -	348	471,565	381	533,297	371	556,089	339	473,342	375	564,271
Sailing - -	1,034	263,242	1,143	309,932	999	260,689	1,002	233,645	967	250,151
	1,382	734,807	1,524	843,229	1,370	816,778	1,341	706,987	1,342	814,422
TOTAL - -	5,030	3,797,911	5,309	4,156,386	5,226	4,128,039	5,006	3,883,989	4,975	3,917,761
CLEARED.										
WITH CARGOES:										
Steam - -	1,851	2,999,532	2,066	3,247,475	2,066	3,341,190	1,926	3,078,441	1,930	3,084,910
Sailing - -	2,459	700,421	2,566	654,055	2,457	547,271	2,363	456,364	2,236	517,461
	4,310	3,699,953	4,632	3,901,530	4,523	3,888,461	4,289	3,534,805	4,166	3,602,371
IN BALLAST:										
Steam - -	105	71,832	106	119,923	124	133,739	150	200,220	136	180,019
Sailing - -	550	96,190	530	77,983	424	76,361	495	79,571	482	84,479
	655	168,022	636	197,906	548	210,100	645	279,791	618	264,498
TOTAL - -	4,965	3,867,975	5,268	4,099,436	5,071	4,098,561	4,934	3,814,596	4,784	3,866,869

## No. 22.

## VESSELS ENTERED, distinguishing COUNTRIES.

COUNTRIES	1893-4		1894-5		1895-6		1896-7.		1897-8	
	No	TONNAGE	No.	TONNAGE	No	TONNAGE	No	TONNAGE	No	TONNAGE
ENTERED										
UNITED KINGDOM	599	1,338,015	698	1,604,089	595	1,412,425	481	1,191,295	450	1,159,730
BRITISH POSSESSIONS										
Aden	89	153,009	81	146,089	70	137,186	48	108,052	49	108,150
Ceylon	2,423	518,833	2,701	638,223	2,586	646,015	2,746	745,641	2,624	806,429
China, Hong Kong	72	114,905	61	98,636	68	113,719	77	136,087	82	149,707
Straits Settlements	287	387,698	258	385,034	332	470,562	293	396,408	289	382,882
Cape Colony	34	45,892	50	53,268	39	44,841	39	42,317	42	56,148
Mauritius	71	95,337	93	126,243	79	124,120	63	106,994	66	95,668
Natal	42	51,283	35	35,477	34	34,927	39	29,847	31	36,772
Australia	21	37,807	30	55,742	27	52,397	34	65,077	25	52,024
Other Countries	2	3,287	3	3,955	2	4,322	2	1,928	1	1,654
	3,041	1,408,051	3,312	1,542,667	3,237	1,628,089	3,341	1,632,351	3,209	1,689,434
FOREIGN COUNTRIES										
Austria-Hungary	29	66,884	26	60,049	28	64,591	35	85,238	33	77,637
Belgium	7	12,274	7	12,086	12	20,516	8	19,583	5	11,533
France	3	5,338	5	9,629	10	23,347	17	38,825	9	22,109
Germany	79	143,898	96	172,245	91	167,211	77	150,783	74	149,052
Holland	0	0	0	0	0	0	0	0	1	1,620
Italy	18	42,166	19	45,455	17	42,978	15	32,255	13	33,905
Portugal	0	0	0	0	1	3,588	0	0	0	0
Russia	44	86,788	32	64,763	48	101,545	49	109,266	53	109,961
Turkey in Europe	0	0	1	1,529	0	0	0	0	0	0
Arabia	265	81,383	252	76,483	253	86,376	199	63,360	273	59,293
China, Treaty Ports	29	56,778	26	49,952	29	61,732	25	54,301	23	50,089
Japan	18	41,954	25	56,893	37	82,854	46	102,063	46	102,305
Java	13	17,507	22	36,194	5	10,296	10	19,188	20	30,721
Maldiv Islands	15	1,506	15	1,910	15	2,280	10	1,399	6	786
Mekran and Somali	212	11,053	218	10,894	242	13,622	191	11,448	195	9,503
Persia	133	67,968	114	70,343	116	66,793	136	79,637	125	80,843
Siam	25	7,708	38	14,179	50	16,356	46	9,575	48	12,029
Sumatra	2	4,850	1	297	2	2,974	3	3,123	18	18,447
Turkey in Asia	230	74,412	175	50,431	201	46,434	113	42,840	173	33,197
Egypt	18	31,070	24	47,605	8	16,205	11	22,779	8	14,729
Mozambique	22	5,197	23	8,827	18	9,694	26	18,231	18	11,039
Réunion	13	8,174	5	5,764	5	7,514	5	4,019	1	859
Zanzibar	48	30,600	48	42,607	86	60,423	60	48,616	57	51,829
America, South and Central	40	42,573	43	47,029	36	41,231	4	2,931	3	2,929
United States	83	163,872	42	79,099	34	65,152	41	80,093	47	92,076
Other Countries	44	47,892	42	45,367	50	73,813	57	60,750	67	90,106
	1,390	1,051,845	1,299	1,009,630	1,394	1,087,525	1,184	1,060,343	1,316	1,068,597
TOTAL	5,030	3,797,911	5,309	4,156,386	5,226	4,128,039	5,006	3,883,989	4,975	3,917,761

## No. 23.

## VESSELS CLEARED, distinguishing COUNTRIES.

COUNTRIES.	1893-4.		1894-5.		1895-6.		1896-7.		1897-8.	
	No.	TONNAGE	No.	TONNAGE	No.	TONNAGE	No.	TONNAGE	No.	TONNAGE
CLEARED.										
UNITED KINGDOM } -	606	1,316,349	529	1,180,553	548	1,254,805	471	1,115,415	470	1,123,526
BRITISH POSSESSIONS:										
Gibraltar - - -	2	1,653	2	1,249	1	608	1	645	5	3,191
Malta - - -	4	6,969	7	13,193	0	0	0	0	0	0
Aden - - -	49	71,601	41	64,609	41	71,512	33	69,113	40	76,097
Ceylon - - -	2,457	394,344	2,722	558,320	2,539	496,085	2,750	570,473	2,550	647,116
China, Hong Kong	68	110,102	59	95,978	77	135,543	82	150,041	83	153,957
Straits Settlements	219	269,727	239	328,147	296	379,555	255	308,358	282	356,205
Cape Colony - -	8	8,488	9	9,929	10	11,230	7	7,240	4	4,303
Mauritius - - -	68	79,772	56	67,438	61	91,985	32	42,722	27	35,393
Natal - - -	16	10,623	19	12,066	17	12,308	35	24,776	13	12,868
Demerara - - -	18	24,060	15	21,853	8	9,146	8	9,213	6	6,355
West Indies - -	8	9,441	14	17,514	10	11,991	10	11,435	5	7,537
Australia - - -	20	36,175	21	32,083	24	46,733	21	37,465	17	27,838
Other Countries -	4	5,103	4	8,050	2	3,196	3	4,800	1	1,544
	2,941	1,028,058	3,208	1,230,429	3,086	1,269,892	3,237	1,236,281	3,033	1,332,404
FOREIGN COUNTRIES:										
Austria-Hungary	32	68,712	36	79,857	29	68,874	29	65,184	41	96,632
Belgium - - -	73	154,511	44	101,733	34	82,621	17	51,641	35	81,750
France - - -	161	321,014	121	259,916	98	217,375	83	183,430	70	160,483
Germany - - -	92	167,801	112	220,074	98	189,247	90	190,803	103	208,833
Holland - - -	24	52,826	23	54,038	9	19,779	6	15,473	2	6,209
Italy - - -	35	77,752	24	55,980	34	75,567	29	61,952	25	59,538
Portugal - - -	1	764	5	3,323	3	2,340	0	0	5	2,985
Russia - - -	4	7,956	1	2,781	1	2,254	10	25,434	4	9,238
Spain - - -	3	5,721	6	9,273	4	7,425	2	3,730	4	8,714
Turkey in Europe	0	0	0	0	0	0	2	4,979	0	0
Arabia - - -	197	81,892	222	80,467	209	80,840	150	65,888	195	50,702
China, Treaty Ports	44	89,178	55	119,975	32	70,906	31	66,887	26	59,999
Japan - - -	14	34,658	20	44,211	17	41,093	26	62,830	29	66,497
Java - - -	8	13,205	8	17,837	9	16,631	19	37,806	5	9,561
Maldiv Islands -	21	2,434	23	2,496	14	1,737	14	1,894	7	989
Mekran and Sonmiani	167	9,580	171	10,100	203	14,000	156	9,949	166	9,082
Persia - - -	114	66,279	113	69,348	126	85,053	104	74,950	112	64,634
Siam - - -	14	6,407	23	2,694	28	2,996	21	2,120	20	6,224
Sumatra - - -	0	0	2	594	0	0	0	0	2	1,988
Turkey in Asia -	75	23,510	76	33,819	55	48,873	50	30,208	47	15,880
Egypt - - -	106	183,390	142	257,765	159	302,129	154	299,913	111	218,233
Mozambique - -	38	5,513	35	5,568	37	9,776	27	12,024	27	8,057
Réunion - - -	11	6,786	3	2,997	3	4,576	2	2,371	1	327
Zanzibar - - -	75	24,576	90	34,152	82	46,149	65	46,867	76	60,547
America, South and Central	62	62,889	84	90,244	56	62,510	63	66,418	70	83,391
United States -	29	52,273	58	112,451	45	88,214	29	59,712	43	96,020
West Indies - -	1	435	0	0	3	2,839	0	0	0	0
Other Countries -	17	3,506	34	16,761	49	30,060	47	20,437	55	24,426
	1,418	1,523,568	1,531	1,688,454	1,437	1,573,864	1,226	1,462,900	1,281	1,410,939
TOTAL - - -	4,965	3,867,975	5,268	4,099,436	5,071	4,098,561	4,934	3,814,596	4,784	3,866,869

## No. 24.

## VESSELS ENTERED and CLEARED, distinguishing NATIONALITIES.

NATIONALITIES.	1893-4.		1894-5.		1895-6.		1896-7.		1897-8.	
	No	TONNAGE	No.	TONNAGE	No.	TONNAGE	No.	TONNAGE	No	TONNAGE
ENTERED.										
BRITISH - -	1,976	3,076,277	2,209	3,406,546	2,115	3,314,415	1,989	3,086,971	1,984	3,127,061
BRITISH INDIAN	925	134,821	997	145,711	868	131,049	921	138,101	946	142,882
FOREIGN										
Austro - Hun- garian - - }	54	112,790	52	107,770	54	113,347	62	133,382	60	127,283
Danish - - -	1	615	2	1,081	3	2,183	9	5,368	4	2,435
Dutch - - -	3	3,269	2	2,852	3	4,784	0	0	11	8,131
French - - -	55	41,981	45	40,174	65	79,285	58	79,677	50	60,741
German - - -	126	193,586	124	187,624	141	224,007	123	217,244	123	198,815
Italian - - -	35	61,050	31	60,937	29	57,245	28	48,150	25	51,788
Norwegian - -	28	31,733	47	50,201	45	46,501	42	38,037	56	53,194
Portuguese - -	38	1,596	31	856	35	1,441	18	694	10	465
Russian - - -	1	2,005	4	10,020	4	8,102	2	2,182	1	938
Swedish - - -	5	3,651	3	1,985	4	3,650	10	8,260	5	3,673
Turkish - - -	9	3,317	17	10,167	13	2,890	9	1,539	1	698
Arabian - - -	226	31,389	238	31,680	273	37,241	165	24,090	262	32,222
Japanese - - -	3	6,116	5	9,438	8	15,810	10	21,208	14	28,508
Mekranese - -	17	579	5	433	7	350	11	662	2	125
Persian - - -	2	787	1	624	1	228	0	0	0	0
Siamese - - -	18	5,268	2	556	0	0	1	20	0	0
American - - -	3	3,438	7	8,606	4	4,080	1	1,172	2	3,030
Others - - -	1	904	2	159	4	463	1	40	0	0
	623	504,074	618	525,233	693	601,607	550	581,725	626	572,046
NATIVE - -	1,506	82,739	1,485	78,896	1,550	80,968	1,546	77,192	1,419	75,772
TOTAL - -	5,030	3,797,911	5,309	4,156,386	5,226	4,128,039	5,006	3,883,989	4,975	3,917,761
CLEARED.										
BRITISH - -	2,020	3,186,479	2,208	3,378,303	2,128	3,323,827	1,980	3,078,271	1,964	3,087,527
BRITISH INDIAN	953	136,788	996	142,481	884	130,804	926	137,856	923	138,500
FOREIGN										
Austro - Hun- garian - - }	54	109,812	53	110,260	60	124,011	50	106,347	64	138,203
Danish - - -	2	1,230	2	1,081	1	610	11	6,939	1	842
Dutch - - -	3	3,269	2	2,852	2	2,604	1	2,180	10	7,854
French - - -	59	44,249	44	41,308	67	83,203	58	76,722	47	59,672
German - - -	117	166,060	114	174,830	129	199,746	113	193,970	121	192,678
Italian - - -	35	63,829	30	58,581	30	58,083	26	48,705	28	55,604
Norwegian - -	24	29,602	44	44,742	43	46,574	38	37,511	61	56,243
Portuguese - -	9	934	10	889	8	872	4	338	1	28
Russian - - -	1	2,786	4	10,020	3	5,226	2	3,867	2	2,039
Swedish - - -	5	3,145	3	2,124	5	4,335	9	7,795	5	3,673
Turkish - - -	5	2,624	16	9,394	16	4,888	2	1,759	2	1,759
Arabian - - -	177	25,451	224	30,372	225	31,817	150	22,116	210	25,716
Japanese - - -	3	6,116	5	9,186	0	0	4	9,235	9	18,443
Mekranese - -	16	599	5	443	9	701	12	770	1	78
Persian - - -	2	1,233	2	802	2	1,213	0	0	2	1,233
Siamese - - -	17	4,726	1	278	0	0	1	20	0	0
American - - -	2	2,205	3	3,550	5	4,210	1	978	1	1,853
Others - - -	1	904	2	48	0	0	2	2,089	0	0
	532	468,774	564	500,760	605	568,093	484	521,341	565	565,923
NATIVE - -	1,460	75,934	1,500	77,892	1,454	75,837	1,544	77,128	1,332	74,919
TOTAL - -	4,965	3,867,975	5,268	4,099,436	5,071	4,098,561	4,934	3,814,596	4,784	3,866,869

No. 25.  
VESSELS BUILT at INDIAN PORTS.

	1893-4.		1894-5.		1895-6.		1896-7.		1897-8.	
	No.	TONNAGE	No.	TONNAGE	No.	TONNAGE	No.	TONNAGE	No.	TONNAGE
<b>BENGAL :</b>										
Chittagong : Sailing -	3	463	6	1,073	1	59	9	761	3	163
<b>BOMBAY :</b>										
Bombay : Steam - -	3	168	2	22	2	40	5	99	1	22
Sailing - -	16	564	2	39	3	178	5	309	11	597
Karachi " - -	5	159	6	271	10	236	12	529	10	443
Other Ports " - -	40	809	30	708	49	1,166	23	522	10	257
<b>MADRAS .</b>										
Various Ports ,, - -	15	407	13	263	18	362	16	332	20	375
<b>BURMA :</b>										
Rangoon : Steam - -	1	32	0	0	0	0	0	0	0	0
Sailing - -	0	0	1	93	0	0	0	0	0	0
Moulmein : Steam - -	0	0	0	0	1	52	1	39	0	0
Sailing - -	3	284	3	179	0	0	2	125	0	0
Tavoy " - -	7	264	3	138	2	59	4	202	2	82
Mergui " - -	5	130	2	25	4	60	4	57	6	94
<b>TOTAL - -</b>	<b>98</b>	<b>3,280</b>	<b>68</b>	<b>2,811</b>	<b>90</b>	<b>2,212</b>	<b>81</b>	<b>2,975</b>	<b>63</b>	<b>2,033</b>

No. 26.

VESSELS FIRST REGISTERED at INDIAN PORTS.

	1893-4.		1894-5.		1895-6.		1896-7.		1897-8.	
	No.	TONNAGE	No.	TONNAGE	No.	TONNAGE	No.	TONNAGE	No.	TONNAGE
<b>Under the English Merchant Shipping Act :</b>										
Bengal : Steam - -	0	0	0	0	2	371	2	382	1	89
Bombay : Steam - -	7	4,747	0	0	4	4,162	2	2,158	2	3,521
Sailing - -	2	473	1	473	2	29	0	0	0	0
Burma : Steam - -	1	32	0	0	2	87	1	39	1	11
Sailing - -	0	0	0	0	1	93	0	0	0	0
	<b>10</b>	<b>5,252</b>	<b>1</b>	<b>473</b>	<b>11</b>	<b>4,742</b>	<b>5</b>	<b>2,579</b>	<b>4</b>	<b>3,621</b>
<b>Under the Indian Merchant Shipping Acts :</b>										
Bengal : Sailing - -	0	0	0	0	0	0	1	18	1	22
Bombay } Steam - -	3	163	2	22	1	20	2	27	1	22
and Sind } Sailing - -	83	2,326	78	3,232	104	3,125	52	1,714	40	2,387
Madras : Sailing - -	18	575	18	408	25	522	16	332	19	357
Burma : Sailing - -	15	678	8	342	8	164	10	442	9	308
	<b>119</b>	<b>3,742</b>	<b>106</b>	<b>4,004</b>	<b>138</b>	<b>3,831</b>	<b>81</b>	<b>2,533</b>	<b>70</b>	<b>3,096</b>
<b>TOTAL - -</b>	<b>129</b>	<b>8,994</b>	<b>107</b>	<b>4,477</b>	<b>149</b>	<b>8,573</b>	<b>86</b>	<b>5,112</b>	<b>74</b>	<b>6,717</b>



## COASTING TRADE.—Value of the Total Trade

		1893-94.	1894-95.	1895-96.	1896-97.	1897-98.
<b>IMPORTS :</b>						
Private Merchandise	{ Country - -	29,235,541	27,462,177	31,092,917	27,412,801	30,015,652
	{ Foreign - -	5,878,544	6,109,925	6,355,235	5,262,084	5,372,080
Government Stores -	{ Country - -	329,911	300,087	385,099	350,538	404,226
	{ Foreign - -	340,969	264,768	511,811	315,257	331,996
Total Merchandise - - -		35,784,965	34,136,957	38,345,062	33,340,680	36,123,954
Treasure - - - - -		2,702,121	2,953,403	1,981,015	1,978,564	2,237,461
Total Imports - - - -		38,487,086	37,090,360	40,326,107	35,319,244	38,361,415
<b>EXPORTS</b>						
Private Merchandise	{ Country - -	23,250,899	25,027,220	26,229,816	25,215,226	29,150,764
	{ Foreign - -	7,250,196	7,541,147	7,849,728	6,688,431	7,113,212
Government Stores -	{ Country - -	437,652	476,294	441,883	360,215	416,241
	{ Foreign - -	246,425	323,950	411,068	259,034	398,961
Total Merchandise - - -		31,185,172	33,368,611	34,932,495	32,522,906	37,070,178
Treasure - - - - -		2,875,370	3,121,838	2,707,760	2,423,709	2,418,652
Total Exports - - - -		34,060,542	36,490,449	37,640,255	34,946,615	39,487,830
<b>TOTAL TRADE - - -</b>		<b>72,547,628</b>	<b>73,580,809</b>	<b>77,966,362</b>	<b>70,265,859</b>	<b>77,859,245</b>

## TOTAL VALUE OF PRIVATE MERCHANDISE (Country and Foreign) and TREASURE IMPORTED into and EXPORTED from INDIAN PORTS (British and Foreign) in the several PRESIDENCIES and PROVINCES.

Presidencies and Provinces.	IMPORTS				EXPORTS				
	Merchandise			Treasure	Merchandise			Treasure	
	Country	Foreign	Total		Country	Foreign.	Total		
Bengal	1893-94	4,890,626	759,998	5,650,624	582,068	4,759,448	1,320,116	6,079,564	344,432
	1894-95	5,531,508	773,398	6,304,906	240,192	5,446,702	1,454,290	6,900,992	1,378,121
	1895-96	5,576,003	881,296	6,457,299	250,388	6,307,407	1,439,521	7,746,928	938,944
	1896-97	6,308,789	816,845	7,125,634	218,460	5,622,952	1,337,356	6,960,308	1,133,396
	1897-98	7,292,856	831,412	8,124,269	538,347	6,631,623	1,409,167	8,040,791	1,270,963
Bombay	1893-94	14,835,418	679,806	15,515,224	200,315	9,012,359	4,882,234	13,894,594	552,206
	1894-95	12,728,908	660,597	13,389,505	268,779	9,422,121	5,017,168	14,439,289	435,757
	1895-96	14,912,564	747,537	15,660,101	182,059	9,653,152	5,270,243	14,923,394	733,271
	1896-97	11,660,333	560,899	12,221,232	221,676	8,253,897	4,320,551	12,574,448	488,390
	1897-98	12,131,453	630,633	12,762,086	259,278	8,473,451	4,610,375	13,083,826	431,616
Sind	1893-94	1,084,208	1,655,463	2,739,670	28,504	1,133,571	194,589	1,328,159	2,360
	1894-95	1,202,944	1,693,159	2,896,103	66,791	1,572,769	181,448	1,754,217	28,720
	1895-96	1,255,898	1,795,463	3,051,361	184,098	1,904,662	197,936	2,102,598	630
	1896-97	1,069,439	1,449,478	2,518,917	99,054	1,744,398	165,652	1,910,050	6,585
	1897-98	1,139,744	1,620,996	2,760,740	78,827	2,491,478	165,118	2,656,595	7,973
Madras	1893-94	4,907,743	1,628,005	6,535,748	281,486	4,757,420	284,021	5,041,441	334,620
	1894-95	4,372,036	1,752,016	6,124,052	202,182	5,341,896	278,787	5,620,682	125,942
	1895-96	5,172,601	1,601,199	6,773,800	93,331	5,489,151	270,960	5,760,111	52,105
	1896-97	4,179,027	1,286,471	5,465,498	117,633	5,023,657	240,132	5,263,790	101,380
	1897-98	4,835,330	1,183,163	6,018,492	91,571	4,817,536	250,743	5,068,279	61,717
Burma	1893-94	3,517,546	1,155,272	4,672,819	136,074	3,588,101	569,236	4,157,337	368,962
	1894-95	3,626,781	1,230,755	4,857,536	1,285,375	3,243,732	609,454	3,853,187	144,716
	1895-96	4,175,851	1,329,740	5,505,591	579,580	2,875,444	671,068	3,546,513	62,736
	1896-97	4,195,213	1,148,391	5,343,604	1,068,965	4,570,322	624,740	5,195,061	166,889
	1897-98	4,616,269	1,105,876	5,722,145	1,025,249	6,736,676	677,808	7,414,484	441,999
<b>TOTAL</b>	1893-94	29,235,541	5,878,544	35,114,085	1,228,447	23,250,899	7,250,196	30,501,095	1,602,509
	1894-95	27,462,177	6,109,925	33,572,102	2,063,319	25,027,220	7,541,147	32,568,367	2,113,256
	1895-96	31,092,917	6,355,235	37,448,152	1,289,456	26,229,816	7,849,728	34,079,544	1,787,686
	1896-97	27,412,801	5,262,084	32,674,885	1,725,788	25,215,226	6,688,431	31,903,657	1,896,640
	1897-98	30,015,652	5,372,080	35,387,732	1,993,272	29,150,764	7,113,211	36,263,975	2,214,259

## No. 29.

## COASTING SHIPPING.

VESSELS ENTERED (with Cargoes and in Ballast).

YEAR.	STEAMERS.		SAILING VESSELS.		TOTAL.	
	No.	Tons.	No.	Tons.	No.	Tons.
1893-94 - - -	9,224	9,973,914	156,043	2,812,747	165,267	12,786,661
1894-95 - - -	9,673	10,203,705	153,647	2,746,883	163,320	12,950,588
1895-96 - - -	9,829	10,581,291	163,151	2,947,375	172,980	13,528,666
1896-97 - - -	9,755	10,168,132	141,623	2,557,014	151,378	12,725,146
1897-98 - - -	9,200	9,809,651	135,114	2,430,896	144,314	12,240,547
VESSELS CLEARED (with Cargoes and in Ballast).						
1893-94 - - -	9,238	9,996,167	146,178	2,770,364	155,416	12,766,531
1894-95 - - -	9,697	10,242,794	147,077	2,744,134	156,774	12,986,928
1895-96 - - -	9,772	10,479,985	154,534	2,876,099	164,306	13,356,084
1896-97 - - -	9,812	10,248,022	132,204	2,490,794	142,016	12,738,816
1897-98 - - -	9,219	9,796,111	126,252	2,388,521	135,471	12,184,632

## No. 30.

## TRADE of ADEN.

	1893-4.	1894-5.	1895-6.	1896-7.	1897-8.
<b>FOREIGN TRADE :</b>	Rx.	Rx.	Rx.	Rx.	Rx.
Imports :					
Merchandise - - - - -	2,400,910	2,551,966	2,852,233	3,015,704	2,481,887
Treasure - - - - -	516,976	561,279	611,627	730,737	369,306
Exports :					
Merchandise - - - - -	2,816,018	2,910,093	3,314,440	3,148,391	3,015,910
Treasure - - - - -	342,301	443,605	711,117	544,854	329,118
<b>TOTAL - - - - -</b>	<b>6,076,205</b>	<b>6,466,943</b>	<b>7,489,417</b>	<b>7,439,686</b>	<b>6,196,221</b>
<b>INDIAN TRADE :</b>					
IMPORTS					
Merchandise - - - - -	1,089,971	1,226,361	1,081,780	1,087,387	1,185,111
Treasure - - - - -	31,707	44,466	128,233	84,816	64,943
Exports :					
Merchandise - - - - -	121,772	148,901	100,480	111,935	118,534
Treasure - - - - -	292,399	192,265	42,145	114,256	140,266
<b>TOTAL - - - - -</b>	<b>1,535,849</b>	<b>1,611,993</b>	<b>1,352,638</b>	<b>1,398,394</b>	<b>1,508,854</b>
<b>INLAND TRADE :</b>					
Imports :					
Merchandise - - - - -	318,103	363,275	393,989	302,771	331,048
Treasure - - - - -	7,324	4,814	4,975	6,075	6,592
Exports :					
Merchandise - - - - -	168,045	188,358	187,548	208,412	127,243
Treasure - - - - -	32,854	44,840	38,963	26,646	18,435
<b>TOTAL - - - - -</b>	<b>526,326</b>	<b>601,287</b>	<b>625,475</b>	<b>543,904</b>	<b>483,318</b>
<b>GRAND TOTAL - - - - -</b>	<b>8,138,380</b>	<b>8,680,223</b>	<b>9,467,530</b>	<b>9,381,984</b>	<b>8,188,393</b>

Revenue and Statistics  
Department, India Office,  
23rd December 1898.

**Challenger, H.M.S.** A Report on the Scientific Results of the voyage of, during the years 1873-1876, under the command of Captain George S. Nares, R.N., F.R.S., and Captain Frank Turle Thomson, R.N. Prepared under the superintendence of the late Sir C. Wyville Thomson, Knt., F.R.S.; and now of Sir John Murray, K.C.B. complete in Fifty Volumes. Price 101*l.* 15*s.*

**Record Office Publications:—**

- I. CALENDARS. Imp. 8vo. Cloth. Price 15*s.* per vol. :—  
 FOREIGN AND DOMESTIC. Henry VIII Letters and Papers of the Reign of. Vol. XVI. 1540-1541. Price 15*s.*  
 COLONIAL SERIES. Vol. XI. America and West Indies 1681-1685. Price 15*s.*  
 PATENT ROLLS. Edward II. Vol. II. A.D. 1313-1317. Price 15*s.*  
 CLOSE „ Edward III. Vol. II. A.D. 1330-1333. Price 15*s.*  
 II. LISTS AND INDEXES. No. IX. List of Sheriffs for England and Wales. Price 9*s.*  
 III. PRIVY COUNCIL OF ENGLAND. ACTS OF THE. New series. Edited by J. R. Dasent, M.A. Vol. XIV. A.D. 1586-1587. Vol. XV. 1587-1588. Vol. XVI. 1588. Vol. XVII. 1588-1589. Price 10*s.* each.  
 IV. CHRONICLES OF ENGLAND.—Royal 8vo. Half bound. Price 10*s.* per vol. :—  
 THE RED BOOK OF THE EXCHEQUER. Parts I, II, and III. Edited by Hubert Hall, F.S.A.  
 VI.—SCOTTISH :—  
 EXCHEQUER ROLLS OF SCOTLAND. Vol. XVIII. A.D. 1543-1556. Price 10*s.*  
 STATE PAPERS RELATING TO SCOTLAND AND MARY QUEEN OF SCOTS 1547-1603. Vol. I. A.D. 1547-1563. Price 15*s.*  
 VII. IRISH :—  
 ULSTER. Annals of. Vol. III. A.D. 1379-1541. 640 pp. Price 10*s.*

**Military :—**

- ARMY. Pay, Appointment, Promotion, and Non-effective Pay of the. Royal Warrant for 1898. Price 1*s.*  
 ENGINEERING. MILITARY. Instruction in. Part V. Miscellaneous. Price 1*s.* 6*d.*  
 MOBILIZATION REGULATIONS. 1898. Price 4*d.*  
 NILE, AND COUNTRY BETWEEN DONGOLA, SUAKIM, KASSALA, AND OMDURMAN. Report on the. Price 4*s.* 6*d.*  
 QUEEN'S REGULATIONS AND ORDERS FOR THE ARMY. 1898. Price 1*s.* 6*d.*  
 STORES USED IN HER MAJESTY'S SERVICE Priced Vocabulary of. 1898. Price 5*s.*  
 SUDAN. Handbook of the. Part I, Geographical. Part II, Historical. Price 2*s.*  
 TOPOGRAPHY—MILITARY. Text Book of. Parts I. and II. Price 1*s.* 6*d.* each  
 VOLUNTEER FORCE Regulations for the 1898. Price 1*s.*

**Naval :—**

- TIDE TABLES for British and Irish Ports, for 1899. Price 2*s.*

**Geological :**

- EASTBOURNE. The Geology of the Country around. By Clement Reid, F.L.S., F.G.S. Price 6*l.*  
 FLINT, MOLD, AND RUTHIN. The Geology of the Neighbourhoods of. Supplement to. By Aubrey Stahan, M.A. Price 2*d.*

**Local Government Board :**

- CIRCUMSTANCES OF THE SOURCES OF WATER SUPPLY FOR THE BOROUGH OF CARNARVON. Report on the. Price 2*d.*  
 SANITARY CONDITION OF THE URBAN DISTRICT OF ALNWICK. Report on, and on Housing of the Working Classes therein. Price 3*d.*  
 VACCINATION. Royal Commission on. Index to Final Report. Price 9*d.*

**Home Office :—**

- EXPLOSIVES ACT, 1875. Guide Book to the. Tenth Edition. Price 2*s.* 6*d.*

**Friendly Societies Registry Office.** The Guide Book of the. 1899. Price 6*d.*

**Emigrants' Information Office, 31, Broadway, Westminster, S.W., viz. :—**

- COLONIES, HANDBOOKS FOR. 8vo. Wrapper.  
 No. 1. Canada. 2. New South Wales. 3. Victoria. 4. South Australia. 5. Queensland. 6. Western Australia. 7. Tasmania. 8. New Zealand. 9. Cape Colony. 10. Natal. Price 1*d.* each  
 No. 11. Professional Handbook dealing with Professions in the Colonies. 12. Emigration Statutes and General Handbook. Price 3*d.* each  
 No. 13 (viz., Nos. 1 to 12 in cloth). Price 2*s.*  
 CONSULAR REPORTS, SUMMARY OF. America, North and South. January 1898. Price 2*d.*  
 INTENDING EMIGRANTS, INFORMATION FOR :—Argentine Republic, price 2*d.* California, price 1*d.* Ceylon, price 1*d.* Maryland, price 1*d.* Newfoundland, May 1897, price 1*d.* South African Republic, price 3*d.* West Indies, price 6*d.*

**Foreign Office :—**

- AFRICA BY TREATY. The map of. By Sir Edward Hertslet, K.C.B. Three vols. Price 31*s.* 6*d.*  
 COMMERCIAL TREATIES. (Hertslet's) A complete collection of Treaties &c., &c., between Great Britain and Foreign Powers so far as they relate to Commerce and Navigation, &c., &c. By Sir Edward Hertslet, K.C.B., &c., &c. Vols. I. to XX. (Vol. VI. reprinting) Price 15*s.* each.  
 STATE PAPERS. British and Foreign. Vol. 80. General Index (chronologically and alphabetically arranged) to Vols. 65 to 79. (1873 to 1888) Vol. 81. 1888-1889. Vol. 82. 1889-1890. Vol. 83. 1890-1891. Vol. 84. 1891-1892. Price 10*s.* each.

**Board of Trade Journal,** of Tariff and Trade Notices and Miscellaneous Commercial Information. Published on the 15th of each Month. Price 6*d.* Index to Vols. 1 to 14. July 1886 to June 1893. And to Vols. XV to XX. July 1893 to June 1896. Price 1*s.* 6*d.*

**Kew, Royal Botanic Gardens :—**Bulletins of Miscellaneous Information. Volume for 1897. Price 3*s.*  
 Monthly parts, 1898, price 4*d.*

REVIEW AND TABLES

RELATING TO THE

TRADE OF BRITISH INDIA

WITH

BRITISH POSSESSIONS AND FOREIGN COUNTRIES,

FOR THE

FIVE YEARS

1893-94 TO 1897-98.

---

Presented to both Houses of Parliament by Command of Her Majesty.

---



LONDON:  
PRINTED FOR HER MAJESTY'S STATIONERY OFFICE,  
BY WYMAN AND SONS, LIMITED, FETTER LANE, E.C.

And to be purchased, either directly or through any Bookseller, from  
EYRE AND SPOTTISWOODE, EAST HARDING STREET, FLEET STREET, E.C. and  
32, ABINGDON STREET, WESTMINSTER, S.W.; or  
JOHN MENZIES & Co., 12, HANOVER STREET, EDINBURGH, and  
90, WEST NILE STREET, GLASGOW; or  
HODGES, FIGGIS, & Co., LIMITED, 104, GRAFTON STREET, DUBLIN.

1898

[C. - 9120 ] Price 2s.

# REVIEW AND TABLES

RELATING TO THE

# TRADE OF BRITISH INDIA,

1894-95 TO 1898-99.

---

Presented to both Houses of Parliament by Command of Her Majesty

---



LONDON:

PRINTED FOR HER MAJESTY'S STATIONERY OFFICE,  
BY WYMAN AND SONS, LIMITED, FETTER LANE, E.C.

And to be purchased, either directly or through any Bookseller, from  
EYRE AND SPOTTISWOODE, EAST HARDING STREET, FLEET STREET, E.C., and  
32, ABINGDON STREET, WESTMINSTER, S.W.; or  
JOHN MENZIES & Co, 12, HANOVER STREET, EDINBURGH, and  
90, WEST NILE STREET, GLASGOW; or  
HODGES, FIGGIS, & Co., LIMITED, 104, GRAFTON STREET, DUBLIN.

1900.

[Cd.—26.] *Price 1s. 6d.*

## SALE OF GOVERNMENT PUBLICATIONS.

---

The under-mentioned Firms have been appointed sole Agents for the sale of Government Publications, including Parliamentary Reports and Papers, Acts of Parliament, Record Office Publications, &c., &c., and all such works can be purchased from them either directly or through retail booksellers, who are entitled to a discount of 25 per cent from the selling prices:—

### IN ENGLAND:—

For all publications *excepting* Ordnance and Geological Maps, the Hydrographical Works of the Admiralty and Patent Office Publications —MESSRS EYRE & SPOTTISWOODE, East Harding Street, E C

For Geological Maps:—Mr. E. STANFORD, Cockspur Street, S W.

For Hydrographical Works of the Admiralty —Mr. J. D POTTER, 31, Poultry, E C

Patent Office Publications are sold at the Patent Office.

For all publications *excepting* the Hydrographical Works of the Admiralty and Patent Office Publications

IN SCOTLAND —MESSRS. JOHN MENZIES & Co, 12, Hanover Street, Edinburgh, and 90, West Nile Street, Glasgow

IN IRELAND —MESSRS. HODGES, FIGGIS & Co, LIMITED, 104, Grafton Street, Dublin

ORDNANCE SURVEY MAPS OF GREAT BRITAIN AND IRELAND —There are Agents for the sale of these Maps in most of the chief towns. Copies can also be ordered at many Head Post Offices, and through any Bookseller, or from the Director-General Ordnance Survey, Southampton, or, in the case of Ireland from the Officer in Charge Ordnance Survey, Dublin.

The following is a list of some of the more important Parliamentary and Official Publications recently issued —

### Parliamentary:

#### Statutes—

*Public General*, Session 1899. With Index, Tables, &c., &c Roy. 8vo. Cloth. Price 3s

*Second Revised Edition* By authority. A.D. 1235-1713 to A.D. 1872-1880. 14 Vols Price 7s 6d each

*Revised Editions.* Tables showing subsequent Repeals, effected by Acts of 61 & 62 Vict. 1898. Price 6d

*Statutes in Force.* *Chronological Table of and Index to* Fifteenth Edition. To end of 62 & 63 Vict 2 vols. Price 10s 6d

*The Statutory Rules and Orders revised.* Statutory Rules and Orders, other than those of a local, personal, or temporary character, issued prior to 1890, and now in force Vols. I. to VIII. Price 10s each

*Statutory Rules and Orders* other than those of a Local, Personal, or Temporary Character With a List of the more important Statutory Orders of a Local Character arranged in classes; and an Index Roy 8vo Boards Issued in the years 1890, 1891, 1892, 1893, 1894, 1895, 1896, 1897, and 1898 Price 10s each

*Statutory Rules and Orders* in force on 1st January 1893 Index to. Imp 8vo. Cloth Price 10s

*Statutory Rules and Orders*, 1899. Registered under the Rules Publication Act, 1893. In course of issue

*Acts of Parliament, Public and Local and Private*, Session 1899. In course of issue.

- |            |                                                                                                                              |               |
|------------|------------------------------------------------------------------------------------------------------------------------------|---------------|
| [C. 9509]  | DANGEROUS TRADES. Fifth and Final Report of Departmental Committee.                                                          | Price 5d      |
| [C. 9442.] | FOREIGN LABOUR STATISTICS First Annual Abstract 1898-99                                                                      | Price 8d      |
| [C. 9526]  | LEAD COMPOUNDS IN POTTERY IN FRANCE. Report on.                                                                              | Price 2½d     |
| [C. 9379]  | LIQUOR LICENSING LAWS Reports of Royal Commissioners on.                                                                     | Price 3s 3d   |
| [C. 9528]  | LOCAL TAXATION Royal Commission. Memorandum chiefly relating to the Classification and Incidence of Imperial and Local Taxes | Price 2s      |
| [C. 9527]  | MINES AND QUARRIES General Report and Statistics. 1898. Part III. Minerals produced                                          | Price 1s 5d   |
| [C. 9534]  | PEACE CONFERENCE HELD AT THE HAGUE IN 1899. Correspondence respecting                                                        | Price 2s 10½d |
| [C. 9506]  | SAMOA. Joint Commission on. Correspondence and Report of the                                                                 | Price 3d      |
| [C. 9359]  | SCIENCE AND ART DIRECTORY. Revised to July, 1899                                                                             | Price 6d.     |
| [C. 9458]  | STATISTICAL ABSTRACT FOR THE UNITED KINGDOM. Years 1884 to 1898.                                                             | Price 1s. 1d. |

MINES. Reports of Her Majesty's Inspectors for the Year 1898, with Summaries of the Statistical portion under the provisions of the Coal Mines Regulation Act, 1887; Metalliferous Mines Regulation Act, 1872-1875, Slate Mines (Gunpowder) Act, 1882, Districts Nos. 1 to 13 Set complete. Price 7s 1d

MINES in the United Kingdom and the Isle of Man List of, for 1898. Price 3s

QUARRIES do. do. Do. 1898 Price 3s 8d

MINES ABANDONED. List of the Plans of. Corrected to 31st December 1898 Price 10d

The following appear periodically, and can be subscribed for:—

TRADE OF THE UNITED KINGDOM WITH BRITISH POSSESSIONS AND FOREIGN COUNTRIES, showing the Quantities and the Declared Value of the Articles

TRADE REPORTS of the British Colonies, with information relative to population and general condition

TRADE REPORTS by Her Majesty's Representatives in Foreign Countries and Reports on Commercial and General Interests.

The Proceedings of Parliament in public and private business, published daily. House of Lords, Price 1d per 4 pp, House of Commons, 1d. per 8 pp.

State Trials, being Reports of the Chief State Trials which have taken place between 1820 and the present time, published under the supervision of a Committee appointed by the Lord Chancellor. 1820-1823 to 1850-1858. 8 Vols Roy. 8vo. Price 10s. each

R E V I E W.

RELATING TO THE

TRADE OF BRITISH INDIA

WITH

BRITISH POSSESSIONS AND FOREIGN  
COUNTRIES,

FOR THE

YEAR 1898-99,

AND

TABLES OF THE TRADE

FOR THE

FIVE YEARS

1894-95 TO 1898-99.

4

---

Presented to both Houses of Parliament by Command of Her Majesty.

---



LONDON:

PRINTED FOR HER MAJESTY'S STATIONERY OFFICE,  
By WYMAN & SONS, LIMITED, FETTER LANE, E.C.

And to be purchased, either directly or through any Bookseller, from  
EYRE & SPOTTISWOODE, EAST HARDING STREET, FLEET STREET, E.C., and  
32, ABINGDON STREET, WESTMINSTER, S.W.; or  
JOHN MENZIES & Co., 12, HANOVER STREET, EDINBURGH,  
and 90, WEST NILE STREET, GLASGOW; or  
HODGES, FIGGIS, & Co., LIMITED, 104, GRAFTON STREET, DUBLIN.

1900.

[Cd.—26.] Price 1s. 6d.

Government of India  
STATISTICAL BUREAU

---

REVIEW

OF THE

TRADE OF INDIA

IN

1898-99.

---

By J. E. O'CONNOR, C.I.E.

DIRECTOR-GENERAL OF STATISTICS TO THE GOVERNMENT OF INDIA

*Honorary Fellow of the Royal Statistical Society*

*Member of the International Statistical Institute*

---

SIMLA  
GOVERNMENT CENTRAL BRANCH PRESS

---

1899



# CONTENTS.

	PAGE
<b>PART I.—General Summary</b> . . . . .	1—8
<b>Sea-borne Foreign Trade</b>	
<b>PART II.—Imports of merchandise</b>	
Comparative values . . . . .	9
Level of prices of imports, 1873 to 1899 . . . . .	10
Fluctuations of trade . . . . .	10—11
Animals . . . . .	11
Articles of food and drink : Grain and pulse . . . . .	11
Liquors . . . . .	11—12
Provisions . . . . .	12
Salt . . . . .	12—13
Spices . . . . .	13
Sugar . . . . .	13—14
Tea . . . . .	14—15
Metals and manufactures of metal : Hardware and cutlery . . . . .	15
Copper . . . . .	15—16
Iron and steel . . . . .	16—17
Other metals . . . . .	17
Machinery and millwork . . . . .	17—18
Railway material . . . . .	18
Chemicals, drugs, narcotics, dyes, and tans . . . . .	18—19
Oils : Mineral oil . . . . .	19
Raw materials : Coal . . . . .	19
Cotton . . . . .	19
Silk . . . . .	20
Other raw materials . . . . .	20
Manufactured articles : Cotton yarn and woven goods . . . . .	20—22
Silk goods . . . . .	22—23
Woollen goods . . . . .	23
Other manufactured articles . . . . .	23—24
Value of principal articles . . . . .	24
General distribution of the import trade . . . . .	24
<b>PART III.—Exports of Foreign merchandise</b> . . . . .	25—26
<b>PART IV.—Exports of Indian merchandise</b>	
Comparative values . . . . .	27
Level of prices of exports, 1873 to 1899 . . . . .	28
Fluctuations of trade . . . . .	28
Articles of food and drink : Coffee . . . . .	29
Rice . . . . .	29—31
Wheat and wheat-flour . . . . .	31—33
Articles of food and drink : Jáwar, bájra, pulse, and gram . . . . .	33
Provisions and spices . . . . .	34
Sugar . . . . .	34
Tea . . . . .	34—36
Metals : Manganese ore . . . . .	37
Chemicals, drugs, narcotics, and dyes : Saltpetre . . . . .	37
Opium . . . . .	37
Tobacco . . . . .	37—38
Indigo . . . . .	38
Oils : Cocoanut, petroleum . . . . .	39

	PAGE
Raw materials: Coal and coke . . . . .	39
Cotton . . . . .	39—41
Hides and skins . . . . .	41
Jute . . . . .	41—42
Seeds . . . . .	42
Silk . . . . .	42—43
Teakwood . . . . .	43
Wool . . . . .	43
Other raw materials . . . . .	43
Manufactured articles: Value of principal articles . . . . .	44
Cotton yarn; cotton piece-goods; cotton spinning and weaving industry . . . . .	44—46
Jute goods; jute manufacturing industry . . . . .	46—48
Woollen goods . . . . .	48
Hides and skins (tanned) . . . . .	48
Lac . . . . .	48
Other manufactured articles . . . . .	48
General distribution of the export-trade . . . . .	49

**PART V.—Trade with Countries**

General review; trade with gold standard and silver standard countries . . . . .	50
<i>European Countries:</i> United Kingdom . . . . .	50—52
Austria-Hungary . . . . .	52—53
Belgium . . . . .	53
France . . . . .	54
Germany . . . . .	54—55
Italy . . . . .	55
Russia . . . . .	55—56
<i>African Countries:</i> Cape Colony and Natal . . . . .	56
Egypt . . . . .	56—57
Mauritius . . . . .	57
Zanzibar . . . . .	57
<i>American Countries:</i> United States . . . . .	58
South America . . . . .	58
<i>Asiatic Countries:</i> Aden . . . . .	59
Arabia . . . . .	59
Ceylon . . . . .	59—60
China . . . . .	60
Japan . . . . .	61
Persia . . . . .	61—62
Straits . . . . .	62
Turkey . . . . .	63
<i>Australia</i> . . . . .	63
Trade of the provinces with the different countries . . . . .	63

**PART VI.—Provincial trade**

Trade of provinces and principal ports . . . . .	64—65
--------------------------------------------------	-------

**PART VII.—Customs revenue**

Customs revenue on imports and exports . . . . .	66—67
--------------------------------------------------	-------

**PART VIII.—Balance of Trade; Treasure**

Excess of exports over imports; Council Bills . . . . .	68
Gold and silver imported and exported . . . . .	68—70

**PART IX.—Shipping: British and foreign tonnage; native craft; ship-building . . . . . 71**

**Frontier Trade**

**PART X.—Value and distribution of the trade . . . . . 72**

	PAGE
<i>N.-W. Frontier</i> : Kandahar and Kabul . . . . .	72—73
Bajaur . . . . .	73
Kashmir . . . . .	73—74
<i>N. and N. E. Frontier</i> : Thibet . . . . .	74—75
Nepal . . . . .	75
<i>E. Frontier</i> : W. China, Siam, Shan States, Karenni, Zimmé . . . . .	76—77
Principal articles in the frontier trade . . . . .	77

#### Coasting Trade

PART XI.— <i>Coasting Trade</i> : Total value ; Indian merchandise ; grain trade . . . . .	78
<i>Coasting shipping</i> . . . . .	79

# THE TRADE OF BRITISH INDIA

WITH  
FOREIGN COUNTRIES

for the official year ending March 31, 1899.

## PART I.

### General Summary.

Those who compare the trade of last year with the trade in the two years *Total values*, which preceded it are apt to draw the conclusion that it was an exceptionally prosperous year. The figures appended, which are for seven years ending with 1898-99, demonstrate that there is no solid basis for the conclusion (Rx) :

	1892-93.	1893-94.	1894-95.	1895-96.	1896-97.	1897-98.	1898-99.
<i>Imports—</i>							
Merchandise . . . . .	62,605,030	73,956,957	70,167,438	63,316,395	71,793,829	69,266,663	68,380,341
Gold . . . . .	1,781,789	3,146,530	1,756,280	5,029,269	4,491,179	7,281,222	8,840,054
Silver . . . . .	15,228,021	15,278,726	7,802,727	8,329,716	8,584,174	13,195,064	9,043,903
<b>Total Imports . . . . .</b>	<b>79,614,840</b>	<b>92,382,213</b>	<b>79,716,445</b>	<b>82,675,380</b>	<b>84,869,182</b>	<b>89,742,949</b>	<b>86,264,298</b>
<i>Exports—</i>							
Foreign merchandise re-exported . . . . .	4,590,290	4,431,975	5,057,414	4,717,516	4,033,637	3,751,172	3,371,166
Indian merchandise . . . . .	101,945,707	102,015,615	103,757,585	109,545,624	99,880,660	93,786,101	109,350,277
Gold . . . . .	4,594,472	2,505,284	6,730,374	2,503,317	2,200,141	2,372,733	2,336,646
Silver . . . . .	2,334,522	1,519,453	1,427,643	1,728,984	2,725,750	4,761,436	5,071,535
<b>Total Exports . . . . .</b>	<b>113,464,991</b>	<b>110,472,327</b>	<b>116,973,016</b>	<b>118,495,441</b>	<b>108,840,188</b>	<b>104,671,442</b>	<b>120,129,654</b>

The total import trade was not in excess of the average, and imports of merchandise were indeed smaller than in any of the preceding five years. The export trade was not six per cent larger than the trade of 1892-93, seven years previously; not two and three-quarters per cent larger than the trade of 1894-95, five years previously; and less than one and-a-half per cent in excess of the trade of 1895-96, four years previously. To one who is accustomed to examine the progress of trade from year to year in a country which is still undergoing development in every direction, there is no occasion to point to the value of our trade last year, even though it is larger than has hitherto been reached, with any particular complacency, for the consideration cannot be rejected that, large as the value was, it might reasonably have been expected to be larger. If we reflect that the two immediately preceding years were exceptionally bad years, and a comparison is drawn, as is done here, with four other ordinary years of the series, the apparently excessive and exceptional increase in the year assumes its true proportions and the perspective is corrected.

*Comparison of  
en years.*

A still more comprehensive view is obtained if the figures of the preceding ten years are considered, as presented below, the figures abbreviated for convenience, and the excess of exports over imports being added :

<i>Millions of Rs.</i>				
	Imports.	Exports.	Excess of Exports.	
1888-89 .	80'415	98'681	18'266	
1889-90 .	84'019	105'238	21'219	
1890-91 .	90'954	102'207	11'253	
1891-92 .	81'310	111'179	29'869	
1892-93 .	79'615	113'465	33'850	
1893-94 .	92'382	110'472	18'090	
1894-95 .	79'726	116'973	37'247	
1895-96 .	82'675	118'495	35'820	
1896-97 .	84'869	108'840	23'971	
1897-98 .	89'743	104'671	14'928	
1898-99 .	86'264	120'129	33'865	

In this series the year 1890-91 may be omitted from consideration, being a year when trade conditions were violently affected by silver legislation in the United States. The year 1893-94 may also be left out of account, that being a year in which very exceptional features were present, owing to the closure of the mints followed by a sudden rise in exchange, the suspension for some months of the sale of Council bills, and a sudden and heavy fall in exchange on their resumption. Excluding those years, a study of the figures demonstrates that there were no exceptional features in the trade of last year.

The truth is that the trade of the year, exceptionally good as it seemed to be compared with the depression of the two preceding years, would have been much better if the conditions had been entirely favourable. They were not. The effects of the famine which was so prominent a factor in influencing our commercial relations in 1896-97 and 1897-98, were mitigated by the autumn harvest which was brought to market in 1897; they disappeared from Northern India after the spring harvest of 1898 was reaped, but the prices of food-grains, though they began to fall in October 1897, did not resume the level of the period before the famine until the autumn harvest of 1898 was assured. In Southern and Western India moreover the restoration to normal agricultural conditions was by no means so rapid and complete as in Northern India.

*netary  
ingency :*

A marked feature in the record of 1897-98 was the stringency of the money market. The stringency lasted from the outbreak of famine in the autumn of 1896 until the end of June 1897, the Bank rate rising again in December and remaining at a very high level to the end of the year 1897-98. Nor did the stringency then cease, for the rate remained very high in the first three months of the year now under consideration, a period during which the exportation of wheat was being carried on with the greatest activity. Fortunately, with the end of June 1898 the stringency came to an end, and the export trade from December 1898 to March 1899 was not harassed by a bank rate in excess of 7 per cent. The condition of the money market from month to month in the last two years will be understood from the appended table :

<i>Bank rate in Calcutta.</i>			
	1897-98.	1898-99.	1899-1900.
April . . .	10	12—11	7—6
May . . .	10	11	6—5
June . . .	10—9—8	11—10—9—8	5
July . . .	7—6—5	8—7—6—5—4	5—4
August . . .	5	4	4
September . . .	5—6	4—5	...
October . . .	6—7	5	...
November . . .	7—6—5	5	...
December . . .	5—6—7—8—9	5—6	...
January . . .	9—10—11	6—7	...
February . . .	11—12	7	...
March . . .	12	7	...

So much discussion has centred round the cause of the stringency that it *its causes* may be useful to examine the conditions and find a rational explanation, which is not to be found in the assertion that the currency had been contracted by the closure of the mints.

On the outbreak of famine in the autumn of 1896, and the coincident outbreak of plague in Western India, the Government found themselves obliged to take large sums from the cash in the treasuries for transmission to the interior where the money was spent on the relief of famine. As the cash of the Government is a very important factor in the financing of trade operations, the withdrawal of all this money was sensibly felt at a time when active trade was commencing. Nor were the treasuries re-filled in the beginning of the following year as usual, for the payment of revenue was largely suspended in consequence of the failure of crops. The pressure on the money market thus caused was intensified by the flight from Bombay of large numbers of traders whom the epidemic of plague had stricken with terror. These people locked up their business offices, taking with them all the money they could command, and their extensive dealings in imported goods ceased at once. The goods that were daily reaching Bombay from abroad, imported in anticipation of an ordinary season, remained undelivered and formed a dead weight on the money market as well as in the dock sheds and importers' stores. Factory operatives and labourers also fled in thousands daily, and the circulation of money in Bombay was diminished in probably greater proportion than the reduction in the population. Later these conditions repeated themselves in Karáchi, and again in Bombay when the epidemic broke out with renewed violence a year later. Meanwhile, in the middle of 1897 the outbreak of hostilities with the tribes on the north-western border was the signal for extensive and prolonged military operations, involving heavy expenditure and still further withdrawal of Government money from the commercial centres in which, in ordinary years, it would have been available for business operations. So depleted were the Government treasuries that it became necessary, not only to suspend the sale of Council bills and so deprive the market of its regular and accustomed supplies of money, but to reverse the normal conditions, the Government drawing from the local markets the rupee equivalent of bills for a million sterling bought by the India Office. While Government were thus withdrawing their money and unable to collect the revenue due, large sums were drawn away from the commercial centres by the demand for rupees in Burma whence rice in large quantities, at double the normal prices, was being sent to the distressed districts in India. Meanwhile the stringency was extending inwards, for native bankers and moneylenders who had their available capital out at interest with the agricultural community found themselves suddenly deprived by the failure of the crops of the prospect of repayment, and were therefore obliged to restrict their operations. The agricultural classes, too, being unable to buy clothing or other articles, the dealers found themselves with their stocks left on hand and unable to obtain money with which to repay advances. There was in short a general lock-up of capital which would ordinarily have been rapidly circulating, and this was naturally accompanied, in the uncertainty of the prospect, by a contraction of credit.

As soon as a good harvest was reaped greater ease set in, and the second good harvest found things almost restored to their ordinary condition. The *and disappearance.* arrears of the Government revenue were paid, trade was resumed, credit was restored, and the money which had been locked away again circulated freely.

The cry which had been raised of a contracted currency also ceased. It is permissible here to refer to the somewhat analogous case which occurred in the United States. In the Western States there was great depression of trade and agriculture in the autumn of 1896, just as there was in India at the same time. Credit was contracted and loanable capital was not easy to get, and the agitators for the resumption of silver coinage promptly raised the same cry that was raised in India, asserting that the dearth of loanable capital was nothing but a contraction in the currency.

*uses of good  
side.*

Much of the measure of prosperity which attended the trade of 1898-99 may be assigned to the excellent conditions of trade in the United Kingdom and the United States, aided by the maintenance throughout the year of a stable rate of exchange, the stability, as it was maintained from month to month, inspiring increased confidence in its permanent maintenance. With such confidence there was no longer any occasion to hasten to take away capital from India, to thrust goods as fast as possible on the Indian market before a fall in exchange, and to withhold exports in the hope of a fall. Such fears and hopes long possessed the minds of all concerned in the trade of India, leading to the result that the trade was carried on in a series of rushes and pauses having reference, not so much to the conditions and prospects of the market as to the conditions and prospects of exchange. It was an undeniable advantage to commercial intercourse that exchange was not during the year the dominating factor in the conduct of trade operations which it was for so many long years; and it is a substantial advantage that it is already now possible to conduct operations in accordance with the conditions of prices, supply, and demand, and so proceed with work in orderly fashion, instead of fitting transactions to the temporary conditions and immediate prospects of exchange.

*Exports.*

This great stability of exchange enabled the country to utilise to the fullest advantage all the other conditions which tended to favour trade. A large demand for wheat, at prices unusually in excess of the level of recent years, set in when the peasants of the Panjab had gathered in a very good harvest. The trade in rice resumed its normal course, from which it had been diverted by the famine of 1896-97, and the exports were stimulated by such a scanty harvest in Japan that, as on one or two former occasions, considerable quantities were sent to that country. It is not improbable indeed that in the near future the export of rice from Burma to Japan may become a regular and ordinary feature of the trade, for the population of that country is apparently increasing out of proportion to the capacity of local production.

If it had not been for the active trade in wheat it would be necessary to class the year as not by any means a good year, for though in the other articles in the export trade, with few exceptions, values were larger than in the preceding unfavourable year (1897-98), many articles of great importance in the trade did not reach, in some cases were much below, the level of former years. Among these are cotton, cotton manufactures (yarn and cloth), indigo, jute, opium, and oilseeds. A comparison of the values of some of these articles in 1895-96 and in 1898-99 will demonstrate how much the trade of last year left to be desired:

	1895-96. Rs.	1898-99. Rs.
Coffee . . . . .	2,198,192	1,749,824
Cotton . . . . .	14,090,193	11,188,538
Cotton yarn and cloth . . . . .	8,344,587	7,788,470
Indigo . . . . .	5,354,511	2,970,478
Hides and skins . . . . .	7,639,478	7,449,218
Jute . . . . .	9,992,861	6,941,245
Lac . . . . .	1,833,601	871,394
Opium . . . . .	8,459,336	7,126,009
Sugar . . . . .	574,745	198,437
Wool . . . . .	1,355,108	1,253,483

Oilseeds represented a value of Rx. 11,847,194 last year, a considerable increase on the shrunken values of the three bad years immediately preceding, but much smaller than the value of the trade of 1894-95, which amounted to Rx. 14,201,520. The values of some of the articles exported last year were higher than in 1895-96, prominent among them being:

	1895-96.	1898-99.
	Rx.	Rx.
Jute goods . . . .	4,747,443	5,798,359
Oils . . . . .	738,707	800,887
Provisions . . . .	479,125	609,729
Spices . . . . .	489,509	618,596
Tea . . . . .	7,664,889	8,044,894
Wood and timber . .	801,897	1,085,705

This list is much smaller than the other, and of the two most important articles—jute goods and tea—it should be noted that, though the values of last year's trade exceeded those of 1895-96, they were smaller than the values of 1897-98, and it is reasonable therefore to say that there was nothing exceptional in the dimensions of the trade. This remark indeed applies to all the articles in which there was an increase of trade, not even omitting wheat and rice, though the prices obtained for wheat were exceptionally high for a portion of the year. On the other hand, it is also reasonable to say of the category of articles in which the trade did not expand, that the relative contraction was due to the fact that exceptional causes had not entirely disappeared. The inference may be drawn that there is no good reason to suppose that the export trade as a whole will not be as large in the immediate future and will not continue to expand with the increase of population, the restoration of prosperity with the return of good seasons, and the continued development of the country.

That the unsettled conditions of the preceding year had not entirely disappeared is evident from the relative contraction of the import trade. *Imports.* The imports of merchandise were smaller than in any of the five preceding years, partly arising out of the reaction from an excessive trade carried on when exchange rose in the anticipation that the elevation could not be maintained, and importers found themselves heavily laden with stocks that had to be carried over, and new orders were deferred until they were reduced. About four-fifths of the whole decline is accounted for by a reduction in the imports of beet sugar from Germany whence a most excessive quantity had been received in 1897-98, the immediate (but temporary) effect of fiscal legislation in the United States to countervail the bounties given in the beet-growing countries of Europe. There was a large decline in Metals also, partly due to a reaction from a temporarily overdone trade in Iron and Steel and partly to an increase in the price of Copper. In Petroleum also there was a decline from the excessively high level of the preceding year, and there were smaller contractions in other articles, while in several there was an increased trade. On the whole the imports of merchandise were smaller by about  $1\frac{1}{2}$  per cent than those of 1897-98, and those were not large compared with the trade of the three years which preceded it.

The importations of Gold and Silver, though very large, were smaller than *Gold and Silver.* in 1897-98, and the exportations were larger. The conditions of exchange favoured the importation of Gold towards the end of the year and the currency reserve received a mass of gold coin from Australia. While the imports of gold were



much larger than in the preceding year, the exports were rather smaller. Practically it would seem that during the last two or three years hardly any gold but the gold produced in the Indian mines has been exported. Of Silver imports were smaller and exports larger than in 1897-98. No silver is produced in India and the exports therefore represent the outflow of imported silver, the coinage in the Bombay mint of British dollars for circulation in the Farther East accounting for the importation of a large quantity of silver, imported bars being received in the mint, coined, and exported at once. In the last two years these exports have approximated to  $6\frac{1}{2}$  millions of Rx. There was also last year a large net export of Government rupees destined for Ceylon and Mauritius. The net imports (that is, imports after deducting exports) of silver last year did not quite reach Rx. 4 millions against nearly Rx.  $8\frac{1}{2}$  millions in 1897-98. Those extensive imports no doubt account to a very substantial extent for the decline last year.

It seems singular that in times of drought and famine the feature of large imports of the precious metals should be so prominent. An explanation which suggests itself is that in such times there are always large tracts of the Indian region unaffected by drought and in a position to sell good harvests of grain at very high prices to the people of the afflicted tracts. A cultivator who is thus favoured unexpectedly with the highest price for a good crop does not think of improving his material condition. He may buy a new garment or two for himself or his women-folk, but apart from that, after reducing or cancelling the moneylender's account against him and paying his dues to the landlord or the State, the money he receives for his grain is partly converted into ornaments and partly expended in what is considered becoming display on marriages.

*rise of  
change.*

For the first time for many years the course of exchange was unmarked by frequent and violent oscillations, the highest and lowest rate during the year being  $16\frac{1}{8}d.$  and  $15\frac{3}{8}d.$  the rupee, the difference being no more than 3.3 per cent: in the four years preceding 1898-99 the difference between the highest and lowest point was from 10 to 12 per cent. Even greater stability has marked the course of exchange in the first five months of the present year, the highest and lowest rates being  $16\frac{1}{8}d.$  and  $15\frac{3}{8}d.$ , the difference being only 0.77 per cent. The course of operations in "forward" exchange in Calcutta and Bombay indicates that the continuance of stability is expected by the mercantile community.

*aggregate  
of trade.*

The aggregate value of the trade of the year—imports and exports together—and of the trade of the preceding nine years, is stated below, the figures on the left being inclusive, and those on the right exclusive, of Government transactions:

	Rx.	Rx.
1889-90	192,023,710	189,258,204
1890-91	196,260,383	193,162,014
1891-92	195,615,322	192,489,315
1892-93	196,829,486	193,079,831
1893-94	206,086,249	202,854,540
1894-95	200,250,050	196,699,461
1895-96	204,899,288	201,170,821
1896-97	198,123,528	193,709,370
1897-98	198,959,080	194,414,391
1898-99	210,208,285	206,393,952

An examination of the figures on the right should suffice to dispel the illusion that the volume of the trade of last year was of abnormal dimensions. In

the aggregate the trade was perhaps not quite as large as it would have been if the year had been uniformly good, and it may be anticipated that, given ordinary seasons, the aggregate of trade will in the years to come be well in excess of the Rx. 206,400,000 to which the trade of last year amounted. In an earlier paragraph reason was also given for anticipating that, whenever necessary, in ordinary seasons the excess of exports over imports would be as large as the excess of last year. If foreign capital should flow into India for judicious application in productive enterprises, the payment of the interest on it, and the payment of the sum drawn in Council bills, will cost no serious effort to India, provided the currency continues on a sound and stable basis and normal seasons follow each other. It is not reasonable, however, to expect that India should pay her way from revenue if a great famine should afflict the country. The cost of a famine, like the cost of a war, must be provided specially when the occasion arises. Nor is it reasonable to argue that the currency system adopted by India should be so devised as to provide against such contingencies. Currency legislation cannot be constructed to insure against such calamities any more than buildings can be constructed to resist a great convulsion in the crust of the earth. As in every other country, the shock of such disasters must be faced, and the work of repair and restoration begun as soon as they have passed away.

Meanwhile it is satisfactory to know that the currency system of India is *Trade with* about to be assimilated to those of the countries with which quite four-fifths of *countries.* her trade are conducted. Among these countries may rightly be included Ceylon and Mauritius, the currency of both those colonies being the currency of India. Our trade with the United Kingdom (imports and exports of merchandise) amounted in the year to 45 per cent of the whole trade in merchandise, including Government stores. Of imported merchandise upwards of 70 per cent was received from England, being either of English origin or shipped from the Continent to be re-shipped to India. Approximately 93 per cent of the merchandise imported into India is received from countries in which gold is the currency standard.

The share of the United Kingdom in the exported merchandise of India is much smaller than her share of the merchandise landed in India, being indeed not quite 30 per cent of the whole. Approximately 78 of the merchandise exported from India is destined for countries in which gold is the currency standard.

In the import trade the only marked feature was a decline in the trade with Germany, due to a restriction in the imports of sugar and salt. The decline in the importation of German sugar was, however, accompanied by a more than equal increase in sugar from Austria-Hungary.

In the export trade there was a large increase in shipments to the United Kingdom and the Continent, due partly to the revival following on good harvests in India and good trade in Europe and partly to the high price of wheat during a part of the year and the resumption of the rice trade after the temporary interruption of the famine. There was also satisfactory activity in the trade with countries in the African and Asiatic regions and with Australia, accompanied, however, by a contraction of trade with the United States and with the South American Continent.

With the active resumption of trade there was a large increase in the steam *Shipping.* tonnage which entered and left Indian ports :

	Entered.	Cleared.
Number of steamers	2,479	2,443
Tonnage	4,078,078	4,012,602

The change which has been effected in the conditions of sea transport becomes more marked every year. Sailing vessels in the foreign trade, though still as numerous as steamers, have only an eighth of their tonnage, and the tendency is for the tonnage to shrink rather than to enlarge, but for a long period to come the Indian seas will carry small sailing craft conveying trade between India and Ceylon, the Straits, Siam, and the African and Arabian coasts. They will probably exist long after the large sailing vessels of the most modern type have become obsolete. The number and tonnage of sailing vessels in Indian ports last year were:

	Entered.	Cleared.
Number of vessels . . . . .	2,418	2,328
Tonnage . . . . .	505,108	519,798

The average tonnage of these vessels, like their total tonnage, is only about an eighth of the tonnage of the steamers employed in the Indian oversea carrying trade.

*Tariff legisla-  
tion.*

The only important change in the Customs tariff was the addition, near the end of the year, to the import duty on sugar of countervailing duties on sugar imported from, or produced in, countries in which bounties are granted on the exportation of sugar.

*Frontier trade.*

In the trade carried over the Indian frontier there was a very satisfactory expansion, the natural reaction to be expected after the cessation of the prolonged military operations on the north-western frontier and the disappearance of famine and incidental high prices. The value of the trade was Rx. 11,382,668, which was about  $7\frac{3}{4}$  per cent in excess of the trade of either of the two preceding years. There was a material expansion of the trade with Kandahar and with Kabul, though in both cases the policy of the Amir has sensibly restricted trade and the transit trade to Persia and Turkistan has practically disappeared, traders finding the sea route by the Persian Gulf and the Black Sea more convenient, expeditious, and economical. The trade with Bajaur also increased greatly, though it did not attain the dimensions of the year preceding the outbreak of the tribes. The increased resort of Europeans to the valley of Kashmir, the administrative and fiscal reforms which have been in full progress there in recent years, and the convenience of the railway to Jamu, have created a large and expanding trade with that State. The trade with Nepal is slightly less than in 1897-98, but the trade of that year was exceptionally large. This trade has an indefinite capacity for expansion if only the administration of the State would adopt the policy of the Kashmir administration. The trade between Burma and Western China continues to be disappointingly small, and the trade with Siam is also small and fluctuating. With the Shan States, Northern and Southern, a large trade is carried on, principally in teak timber, but these States would now with greater accuracy be classed as British territory instead of foreign territory.

Of the frontier trade generally it may be said that over a large part of the frontier there is no prospect of development of trade with unpeopled dreary wastes, and that trade with other trans-frontier regions, such as Afghanistan, Nepal, and China, is impeded by the fiscal restrictions and prohibitions of the rulers of those countries, or by the absence of ways of communication which end abruptly on the British side of the frontier, or by the combination of both causes.

It is well to note as a caution that the registration of this trade is most imperfect, for the conditions make registration difficult and not much interest is taken by the provincial administrations in overcoming the difficulties. The figures must therefore be regarded as general indications rather than actual facts.

## PART II.

## Imports of Merchandise.

The value of imported merchandise since 1869-70, stated in the average of six quinquennial periods, is as follows :

	Rx.	Exchange (pence).
(1) 1869-70 to 1873-74 .	31,837,600	22.77
(2) 1874-75 to 1878-79 .	36,603,400	20.98
(3) 1879-80 to 1883-84 .	47,950,000	19.77
(4) 1884-85 to 1888-89 .	58,515,400	17.65
(5) 1889-90 to 1893-94 .	67,748,900	16.18
(6) 1894-95 to 1898-99 .	69,784,900	14.51

In 1898-99 the value of imports was Rx. 68,380,341, the rate of exchange averaging for the year 15.98*d.*, being just a shade under the 1*s.* 4*d.* rate provisionally adopted by the Government in 1893 and now finally adopted.

The first indications of a permanent recovery in the sterling value of the rupee were given in the autumn of 1896, the rate rising when famine declared itself. Thenceforward the rate tended upward, with fluctuations, approximating to 1*s.* 4*d.* from the beginning of 1898 and standing at about that level since then.

The value of the imports of the year was  $1\frac{1}{2}$  per cent less than that of the preceding year. The imports of that year and of the year before were, however, large, mainly under the stimulus of a rising exchange the continuance of which was not anticipated. As usual, the rush to place goods on the market was followed by a pause until the contents of overflowing warehouses passed into the hands of consumers. The principal articles, and the percentage of increase or decrease in their values, are stated below :

	1896-97.		1897-98.		1898-99.	
	Increase.	Decrease.	Increase.	Decrease.	Increase.	Decrease.
Apparel . . . . .	...	4.9	...	19.2	12.7	...
Coal . . . . .	...	30.2	...	45.3	30.1	...
Cotton goods . . . . .	15.5	...	...	11.3	3.1	...
Drugs, medicines, and narcotics	...	8.8	8.4	...	...	3
Dyeing and tanning materials	...	14.9	5	...	1.2	...
Glass and glassware . . . . .	...	5	...	18.1	14.9	...
Liquors . . . . .	...	3	...	3.4	3.7	...
Machinery and millwork . . . . .	8.4	...	...	18.6	6.9	...
Metals . . . . .	...	15.1	9.1	...	...	13.3
Oils . . . . .	9.6	...	20.5	...	...	14.3
Provisions . . . . .	...	13.8	10.9	...	...	10.2
Railway materials . . . . .	68.3	...	7.8	...	4.4	...
Salt . . . . .	...	3.8	38.2	...	...	23.9
Silk, raw and manufactured . . . . .	...	23.7	...	18.9	18.7	...
Spices . . . . .	...	8.3	23.1	...	19.4	...
Sugar . . . . .	1.4	...	51.8	...	...	16
Woollen goods . . . . .	17.1	...	...	32.1	32.7	...

With the exception only of dyes and spices those articles in which there was a decline in 1897-98 recovered last year, and articles which did well in 1897-98 fell off last year.

In the cases of dyes and spices the increase last year followed an increase in the preceding year too. A sudden and extremely large increase in the imports of sugar in 1897-98 was followed by a sharp decline last year.

The fluctuations in the prices of the staple imports since 1873 are stated below, the prices of March 1873 being taken to represent 100 :

			Grey Shirtings, 8 to 9 lbs.	Twist, Yarn, Mule Grey Banner Mills, No. 40.	Copper, Sheathing.	Iron, Flat, Bolt, etc.	Total.
March	1873	. . .	100	100	100	100	400
June	1874	. . .	97	92	95	108	392
March	1875	. . .	86	92	103	93	374
"	1876	. . .	86	90	99	79	354
January	1877	. . .	78	90	92	67	327
"	1878	. . .	73	78	86	60	297
"	1879	. . .	76	75	80	56	287
"	1880	. . .	81	84	83	73	321
"	1881	. . .	82	82	81	56	301
"	1882	. . .	77	81	90	71	319
"	1883	. . .	82	74	80	60	296
"	1884	. . .	75	74	77	62	288
"	1885	. . .	76	72	64	54	266
"	1886	. . .	84	67	57	50	258
"	1887	. . .	81	62	65	53	261
"	1888	. . .	79	75	90	61	305
"	1889	. . .	81	75	98	65	319
"	1890	. . .	76	74	69	79	298
"	1891	. . .	74	70	71	62	277
"	1892	. . .	74	64	72	64	274
"	1893	. . .	77	74	80	97	328
"	1894	. . .	70	69	83	94	316
"	1895	. . .	71	70	90	106	337
"	1896	. . .	69	77	85	111	342
"	1897	. . .	70	66	85	110	331
"	1898	. . .	64	61	90	111	326
"	1899	. . .	62	57	87	111	317
July	1899	. . .	84	57	104	122	367

There has been a considerable advance recently in iron and copper, and copper especially stands at a level high enough to discourage its free use in India for domestic purposes.

The value of the trade in each of the classes under which all articles are grouped in the accounts in the last five years was, in Rx :

	1894-95.	1895-96.	1896-97.	1897-98.	1898-99.
1. Animals, living (mostly horses) . . . . .	269,044	308,585	367,458	227,631	329,306
2. Articles of food and drink . . . . .	8,386,580	8,722,870	8,848,889	10,740,816	9,189,556
3. Metals and manufactures of metal, hardware and cutlery, machinery and millwork, railway plant and rolling-stock . . . . .	10,393,720	13,014,932	13,076,565	13,261,341	12,490,115
4. Chemicals, drugs, medicines, and narcotics, and dyeing and tanning materials . . . . .	1,866,294	2,160,649	1,889,980	2,060,544	2,013,412
5. Oils . . . . .	2,221,222	3,137,420	3,439,150	4,146,566	3,552,005
6. Raw materials and manufactured articles . . . . .	4,420,938	4,852,024	3,610,486	2,825,308	2,971,876
7. Articles manufactured and partly manufactured . . . . .	42,609,640	37,119,915	40,561,301	36,003,457	37,834,071

The decline in *articles of food and drink* resulted from the return of the trade in food-grains to its normal dimensions when the level of prices fell after the disappearance of famine, and from the contraction of the trade in sugar after a sudden and speculative increase in the trade in 1897-98.

In *metals* the decline followed on quite excessive importations in 1897-98, on the increase in the price of copper and iron, and on a smaller need for railway material.

The decline in *oils* also followed an excessive importation in the preceding year.

An increase in *manufactured articles* followed on a more or less contracted trade in the preceding year in cotton, woollen, and silk goods, and apparel and other items.

#### ANIMALS, LIVING.

There was a complete recovery in the importation of horses from Australia from the depression which marked the preceding year. A larger number of horses was also brought to Bombay from the Persian Gulf.

Apart from this trade in horses, of which a considerable number are brought to India for sale to the Government as army remounts, the trade in animals is quite trifling.

#### ARTICLES OF FOOD AND DRINK.

The reduction in the imports of *grain and pulse*, and their return to their normal dimensions, as indicated by the figures in the table appended, are a most satisfactory feature in the accounts of trade. With the return of good seasons and good harvests the quantity of grain in the country became ample and prices fell to a relatively low level :

	Cwt.			
	1895-96.	1896-97.	1897-98.	1898-99.
Barley . . . . .	16,219	123,452	41,961	3,391
Jawár and bajra . . . . .	35,089	112,729	100,528	412
Pulse . . . . .	34,426	80,494	90,930	28,934
Rice . . . . .	18,027	27,857	702,738	13,555
Wheat . . . . .	144,974	601,356	46,325	47
Wheat flour . . . . .	11,450	12,135	28,586	8,304
Other sorts . . . . .	46,148	122,579	61,347	4,528
Total . . . . .	306,333	1,080,602	1,072,415	59,171

*Liquors.*—The importations of *malt liquor* (most of it British, or imported from the United Kingdom) recovered to the fullest extent after the relative contraction in the trade in the preceding year. The production of Indian beer also increased, though it did not reach the level attained in former years :

<i>Imported.</i>		<i>Locally brewed.</i>	
	Gallons.		Gallons.
1893-94 . . . . .	2,787,672	1893 . . . . .	5,532,725
1894-95 . . . . .	2,514,041	1894 . . . . .	6,121,905
1895-96 . . . . .	3,048,743	1895 . . . . .	6,238,877
1896-97 . . . . .	3,022,171	1896 . . . . .	6,313,946
1897-98 . . . . .	2,835,298	1897 . . . . .	5,428,383
1898-99 . . . . .	3,227,164	1898 . . . . .	5,896,594

Broadly, the quantity of beer brewed in India is double the quantity imported, but in Northern India they hardly compete. There the British army is supplied under contract with Indian beer, and the civil European population (natives do not drink beer) consume little but imported beer. In Western and Southern India, however, where the British soldier is not supplied with beer by the State, there is an active competition between imported and Indian beer, about 76 per cent of the beer imported being brought to the provinces in which there is no contract supply of beer.

*Spirit.*—The importations were larger than in 1897-98, amounting to 1,263,348 gallons, of which 546,200 gallons consisted of whisky. The different kinds of spirit imported, and their relative proportions, are:

	Gallons.
Whisky . . . . .	546,197
Brandy . . . . .	290,556
Gin . . . . .	64,252
Rum . . . . .	51,390
Liqueurs . . . . .	14,615
Other sorts of potable spirit . . . . .	145,578
Methylated . . . . .	85,241
Perfumed . . . . .	16,352
Medicated . . . . .	49,167

The undescribed kinds of potable spirit consist chiefly of arrack from Colombo and "white spirit" from Germany, imported, it is understood, to be treated with flavouring and colouring matters and sold as brandy. Germany not only sends to India the materials for the local manufacture of brandy, but also sends us brandy made in Germany to the extent of over 37,000 gallons and about 15,000 gallons of whisky, also made in Germany.

Of *wines* there was a slightly larger importation than in 1897-98, when the trade fell to a very low level. It is, and is likely to remain, a small trade, for there is hardly any demand for wines outside the European community, and 320 or 330 thousand gallons in a year do not go far even amongst them.

*Provisions.*—This trade was much smaller than in 1897-98, partly because the imports in that year of salted fish into Burma were excessive, and partly because the supplies of ghi failed, from seasonal causes, in the localities whence it is imported. So great indeed was the failure of pasturage for cattle on the littoral whence ghi is imported that the trade was almost extinguished for the time, and was replaced by an extremely large export of Indian ghi. In Turkish Arabia the grain harvest was scanty, and as usual on such occasions the export of grain was prohibited. Prohibition was indeed carried a step further, the authorities also forbidding the exportation of dates, in order that these might take the place of grain as food for the people. This is typical of Oriental methods from the Euphrates to the Yangtze.

*Salt.*—After a restricted trade for two or three years the unusually large quantity of 486,716 tons was imported in 1897-98. Last year the importations continued on a high level, though not nearly so high as in 1897-98, amounting to 411,865 tons. The supply from all the principal sources was smaller, Egypt excepted. As yet the completion of the East Coast railway has had no appreciable effect on the quantity of salt imported from foreign countries, or on prices, in Bengal, though Madras salt is competing freely in Orissa with

Liverpool salt and should be able to drive it out of the market in that part of the country without much effort. But Madras salt will hardly displace imported salt to any serious extent beyond the terminus of the East Coast railway until the bridging of the rivers crossed by the line is completed and the need for transshipment averted.

The efforts of other countries to oust British salt from the market do not seem to command increasing success, for of the quantity imported as much as 261,391 tons, being 63 per cent, were received from Liverpool.

*Spices.*—A considerable increase in the value of this trade was the result of active importations, at high prices, of betelnuts and cloves. With the exception of cloves and nutmegs all the spices imported compete with Indian production, and the fluctuations in the trade arise almost entirely out of the conditions which affect the quantity produced in India and in the other spice-growing countries, these, so far as supply to India is concerned, being the Straits Settlements, Ceylon, and Zanzibar (cloves). The dimensions of the trade over a series of years will be determined almost exclusively by the growth of population and their capacity for paying for spices to eat. It is not likely that there will be any change of habits leading them to diminish or discontinue the consumption of betelnuts, cardamoms, cinnamon, cloves, or capsicums which enter in only an infinitely small degree into the consumption of Europeans.

*Sugar.*—This trade has doubled in quantity in six years, and the value has also expanded very largely :

	Cwt.	Rx.
1893-94 . . .	2,127,905	2,824,190
1894-95 . . .	2,490,611	2,875,297
1895-96 . . .	2,730,963	3,106,813
1896-97 . . .	2,861,400	3,151,829
1897-98 . . .	4,608,630	4,784,479
1898-99 . . .	4,077,499	4,016,999

The main sources of supply during this period are :

	1893-94.	1894-95.	1895-96.	1896-97.	1897-98.	1898-99.
	Cwt.	Cwt.	Cwt.	Cwt.	Cwt.	Cwt.
Mauritius . . .	1,361,649	1,753,003	1,571,993	1,666,845	1,778,016	2,104,111
Austria-Hungary . . .	11,549	7,093	4,934	115,514	945,787	1,063,737
Germany . . .	189,301	274,632	718,218	758,806	1,203,309	413,971
China . . .	351,294	220,511	206,049	139,310	291,175	185,682
Java . . .	99,976	140,030	109,998	97,458	140,485	162,500
Straits . . .	86,873	81,497	108,045	63,497	74,912	77,207

The supply from Mauritius, which was 64 per cent of the whole in 1893-94, was 52 per cent of the whole last year. Meanwhile, however, Germany and Austria—especially Austria—pressed forward supplies in response to the increasing demand facilitated by the extension of railways and the favourable rates given on some of them for the conveyance of sugar inwards from the coast. Favoured by the grant of bounties on exports, Austrian beet-sugar entered the country in large quantities in the last two years, to the detriment of German beet-sugar which had been imported in rapidly increasing quantities for three years, but suddenly declined heavily last year. The cane-sugar of Mauritius maintained and improved its place in the face of this competition, as did also the cane-sugar of Java, but the import trade in that sugar from China and the Straits has not



thriven—though it may be that, as much of that sugar is of Philippine origin, the state of those islands for the last two years may afford as good a reason for the decline as the competition of beet-sugar.

In the trade of the last two years, while cane-sugar has improved its position, beet-sugar has fallen away :

	1897-98.	1898-99.
	Cwt.	Cwt.
Cane-sugar	. 2,426,502	2,569,102
Beet-sugar	. 2,182,128	1,508,397

The principal competition with Indian sugar has therefore, so far, been that of cane-sugar, beet-sugar having in only one year of the series attained comparatively large dimensions. It is probable that in the towns, where alone refined sugar is consumed in India, the consumer of confectionery would sooner or later learn to prefer the appearance of sweets made with refined sugar in supersession of Indian unrefined sugar and the *halwái* be induced by its cheapness to extensively employ beet-sugar. But it is not possible now to say how soon this change of habit might have occurred, or to what extent it would have affected the consumption of Indian unrefined sugar. The Government of India decided at the end of the year to follow the example set by the United States a year or two ago and to neutralise the effect of the Continental bounties by the imposition of countervailing duties on bounty-fed beet-sugar. The additional taxation did not fall on any sugar imported before the end of the year, and there are as yet no data for judging what the effect on the trade may be. The effect on prices of Indian as well as of imported sugar was of course immediate, as usual in all such cases. The question which occurs is whether, in face of the great extension of production in the beet-growing countries, the rise in price will be maintained. Probably not, but, however this may be, it is safe to say that nothing can save the small, inefficient, and crudely worked native refineries scattered in hundreds over the villages and towns of the sugar-growing tracts of India. It is quite truly observed in a recent Consular report on the trade of Austria-Hungary, that “the low and consistent retrogression in the price of raw sugar renders the existence of any but large establishments conducted on the most modern and economical lines a practical impossibility. With prices ranging on an average from 11 florins to 12 florins per metric cental, as has actually been the case for several years past, the competition of the smaller factories is precluded, handicapped as they mostly are by heavy working expenses.” If this is true for the European Continent it is also true, and in a greater degree, of the Indian Continent. The essential want in connection with the sugar industry is the introduction into it of capital and enterprise which will enable the country to refine for itself all the sugar needed for its consumption, dispensing with the necessity for imports whether from Austria-Hungary or from Mauritius.

*Tea.*—The sources of supply are China, Ceylon, the Straits, and Java, from which countries the imports in the last six years have been (in lbs) :

	China.	Ceylon.	Straits.	Java.	Total.
1893-94	. . 6,016,244	980,507	360,770	308,333	7,687,757
1894-95	. . 4,630,327	901,971	413,417	362,366	6,326,122
1895-96	. . 5,890,052	997,925	399,792	187,438	7,497,703
1896-97	. . 6,342,962	748,127	431,672	306,328	7,874,832
1897-98	. . 1,689,564	1,059,716	450,585	291,674	3,515,013
1898-99	. . 1,751,653	1,108,686	479,849	286,353	3,659,442

The bulk of the imports is destined for re-exportation, either by land or by sea, to Afghanistan, Persia, and Turkistan. The transit trade to Turkistan has, however, been extinguished by the taxation imposed by the Amir and even more effectually by the fiscal policy of the Russians who have placed a heavy load of taxation on tea entering Turkistan by the Persian and Afghan frontiers and have largely reduced the import duty on tea carried into Turkistan through European Russia. The effect of these measures is that no tea will now be carried into Turkistan except by way of the Black Sea and the Caspian, and Northern Persia also is now more cheaply supplied with tea from the Caspian than from the Persian Gulf. Foreign tea taken by that route will not be landed at Bombay for re-shipment, Colombo being a more convenient port, especially as tea carried in the vessels of the Russian volunteer fleet receives special concessions; the local trade of Afghanistan and Southern Persia does not offer much prospect of development; and the trade, which has already in two years fallen away to half its dimensions, will probably decline still further. Another disadvantage of the Russian fiscal policy is that Ceylon tea will have an opportunity of making its way in Russia which will be denied to Indian tea.

#### METALS AND MANUFACTURES OF METALS.

*Hardware and Cutlery.*—The value of the trade was slightly lower than in the preceding year, the restriction being in cutlery and in agricultural and other implements:

	1897-98.	1898-99.
	Rx.	Rx.
Cutlery . . . . .	98,970	87,452
Agricultural implements . . . . .	88,838	61,230
Other implements and tools . . . . .	124,860	99,276
Sewing machines . . . . .	32,671	55,932
Unspecified hardware . . . . .	1,119,426	1,126,234
	<hr/>	<hr/>
TOTAL . . . . .	1,464,765	1,430,124

The United Kingdom continues to supply these articles to the extent of rather more than three-fourths of the whole imports, while supplies from Belgium, Germany, and Austria continue to stand at about the proportion of 19 per cent.

*Copper.*—The trade in this metal follows closely the fluctuations in its price and in the material condition of the people. In a time of scarcity and famine the imports fall in a marked degree, the copper utensils of the household being the first articles parted with in the pinch of distress. For the time earthen utensils are substituted and the stock of copper in the braziers' shops accumulates. When plenty reigns again copper pots are in active demand and the import trade is lively. The latest illustration of this feature of Indian domestic life is to be found in the heavy reduction of imports in the famine year 1896-97 and the active trade of the following year. Some years ago, when a French syndicate was formed to monopolise the copper of the world, prices were for a time raised to a very high level, and the imports into India declined correspondingly, the dealers drawing on their stocks rather than buy at the advanced rates and the consumer contenting himself with the old brass lota and plate in his possession rather than renew them at higher rates. With the return of prices to a lower level on the collapse of the syndicate imports promptly revived. Something similar has been in operation for some time past: the prices of copper have advanced rapidly to an unusually high level and the demand for copper—for

domestic purposes at any rate—has fallen greatly, the imports of last year having been but little larger than those of the famine year, while the metal has been exported from India in unusually large quantity. The imports have been, in twt :

	1894-95.	1895-96.	1896-97.	1897-98.	1898-99.
United Kingdom . . . . .	290,133	355,580	143,272	235,467	196,531
Belgium . . . . .	4,707	54,149	26,429	23,746	21,892
Australia . . . . .	1,000	7,093	16,574	21,281	...
Ceylon . . . . .	696	493	1,594	18,838	110
China and Japan . . . . .	51,223	48,480	43,321	14,784	21,957
Total from all countries . . . . .	354,107	471,824	240,648	322,348	251,301

*Iron and Steel.*—A considerable store of metal was left in hand from the large importations during the two or three years preceding 1898-99, and, prices having risen to a relatively great height, the trade of the year was somewhat restricted :

<i>Iron.</i>		<i>Steel.</i>	
	Cwt.		Cwt.
1893-94 . . . . .	3,709,617	1893-94 . . . . .	1,039,819
1894-95 . . . . .	3,250,403	1894-95 . . . . .	905,333
1895-96 . . . . .	4,000,246	1895-96 . . . . .	1,702,253
1896-97 . . . . .	3,889,626	1896-97 . . . . .	1,552,928
1897-98 . . . . .	3,937,910	1897-98 . . . . .	1,847,105
1898-99 . . . . .	3,290,341	1898-99 . . . . .	1,682,904

The appended list enumerates the principal forms in which iron and steel are imported and those in which iron is being discarded in favour of steel :

	1895-96.	1896-97.	1897-98.	1898-99.
<i>Iron.</i>	Cwt.	Cwt.	Cwt.	Cwt.
Angle, bolt, and rod . . . . .	757,795	781,613	737,239	595,999
Bars . . . . .	593,426	538,458	536,004	535,257
Galvanised . . . . .	726,430	814,459	762,930	682,997
Sheets and plates, black and tinned	561,887	485,440	602,367	439,857
Pipes and tubes . . . . .	383,771	351,985	393,330	287,816
Beams, pillars, girders, and bridge-work . . . . .	244,774	153,516	101,407	69,719
Pig . . . . .	201,057	260,958	217,415	244,224
Nails, screws, rivets, and washers . . . . .	211,355	179,476	206,711	162,535
Hoop . . . . .	92,394	89,923	84,226	82,756
<i>Steel.</i>				
Bars . . . . .	598,943	582,501	800,338	699,144
Beams, pillars, girders, and bridge-work . . . . .	*	*	287,482	292,258
Sheets and plates . . . . .	321,511	287,838	278,652	241,835
Hoop . . . . .	223,536	221,743	235,977	230,879
Cast . . . . .	8,516	15,330	25,248	16,149

\* Not separately enumerated.

The figures in the subjoined table illustrate the extent of the competition of Belgium and Germany with England in the supply of iron and steel to the Indian market (in cwt.) :

	From United Kingdom.		From Belgium.		From Germany.	
	Iron.	Steel.	Iron.	Steel.	Iron.	Steel.
1883-84 . . .	3,473,619	240,149	85,657	10,981	9,411	1,609
1884-85 . . .	3,423,559	203,433	165,488	24,287	5,209	1,400
1885-86 . . .	3,322,511	255,871	152,009	20,629	4,147	1,850
1886-87 . . .	3,102,856	327,744	162,043	19,240	3,922	2,154
1887-88 . . .	4,077,292	372,824	188,534	42,913	8,148	3,283
1888-89 . . .	3,715,081	450,550	262,436	77,076	11,928	7,063
1889-90 . . .	2,991,080	385,916	606,544	66,375	5,425	16,099
1890-91 . . .	3,306,381	462,671	536,070	104,874	13,134	76,235
1891-92 . . .	2,859,757	347,816	776,328	301,573	28,559	123,086
1892-93 . . .	2,382,578	270,752	1,153,411	283,817	34,727	66,712
1893-94 . . .	2,322,839	420,158	1,223,312	518,395	102,334	100,188
1894-95 . . .	1,956,721	309,753	1,176,179	448,091	75,204	84,033
1895-96 . . .	2,479,453	710,581	1,379,139	936,498	49,106	52,753
1896-97 . . .	2,417,646	713,661	1,295,585	806,815	58,835	26,031
1897-98 . . .	2,723,997	810,358	1,035,374	1,001,127	38,105	25,061
1898-99 . . .	2,085,049	765,086	1,007,618	849,006	41,098	21,902

Last year the United States entered in the competition with about 35,000 cwt. of steel. It may be taken that any iron or steel reaching this country from the United States was made in the States, and that metal reaching us from Germany is German in origin; but uncertainty attaches to the origin of metal shipped to India from the United Kingdom and Belgium. In the former case some may be of foreign origin—Belgian, German, or Swedish; in the latter some may be of German origin.

Copper, iron, and steel constitute 95 per cent of the quantity of imported metals, iron and steel being about 91 per cent of the whole. The imports of the other metals are :

	1895-96.	1896-97.	1897-98.	1898-99.
	Cwt.	Cwt.	Cwt.	Cwt.
Brass . . .	10,718	9,812	13,177	8,729
Lead . . .	127,686	123,434	114,283	100,795
Quicksilver . . .	3,163	2,323	2,823	2,270
Tin . . .	50,329	35,397	38,628	29,198
Zinc . . .	89,861	44,830	62,708	74,714
Others . . .	9,488	10,205	17,657	24,636

Brass, tin, and zinc ordinarily follow the fluctuations of copper. Lead at present is mainly imported in the form of sheets for the lining of tea chests, but there ought to be a larger demand in the future for other forms with the spread of hydraulic and sanitary improvements in the large municipalities: old practices, however, die hard in India.

*Machinery and Millwork.*—The imports have been :

	Rs.		Rs.
1893-94 . . .	2,518,038	1896-97 . . .	3,509,162
1894-95 . . .	2,442,433	1897-98 . . .	2,857,777
1895-96 . . .	3,237,401	1898-99 . . .	3,055,931

The decline in 1897-98 was mainly due to the severe stringency in the money market and the dislocation of business in Bombay, which interfered with the formation of new mills and factories. In Bengal last year there was a further

decline, due to local conditions which were adverse to the cotton and jute mills. It may be hoped that a period of large imports of machinery and millwork is now about to begin. The importations have been thus distributed in the last three years (Rx) :

	1896-97.	1897-98.	1898-99.
Bengal . . . . .	1,824,942	1,378,893	999,125
Bombay . . . . .	1,229,401	1,014,112	1,607,652
Sind . . . . .	99,088	51,957	63,944
Madras . . . . .	252,560	322,143	254,497
Burma . . . . .	103,171	90,672	130,713

*Railway Material.*—The importations are as follow :

	<i>For Companies.</i>	<i>For the State.</i>
	Rx.	Rx.
1893-94 . . . . .	1,242,977	1,091,586
1894-95 . . . . .	1,556,967	1,246,216
1895-96 . . . . .	1,520,584	2,019,534
1896-97 . . . . .	2,558,598	2,412,748
1897-98 . . . . .	2,758,551	2,589,717
1898-99 . . . . .	2,824,815	2,051,050

The imports, though smaller than in 1897-98, continued on the large scale which began in 1895. The value of the imports of the last three years exceeds Rx. 15 millions, a great sum for India to expend on railway material. A small importation of rails from the United States in 1897-98 was followed by another and larger one last year, about 4,000 tons of American rails having been imported. If there is going to be competition, however, it is as yet in its infancy, for the rails imported from the United Kingdom (for companies) in the year amounted to 76,000 tons, being in the proportion of 19 English tons to one American ton.

#### CHEMICALS, DRUGS, MEDICINES, NARCOTICS, DYEING AND TANNING MATERIALS.

In these articles there was a small reaction from the active trade of the preceding year. The articles are extremely numerous, and none of the fluctuations are of any significance. The more important items are chemicals for paper-making, sulphuric acid, bicarbonate of soda, sulphur, and sal ammoniac ; but only half of the chemicals imported are enumerated. It would be satisfactory to record a decline in the imports of chemicals resulting from their local manufacture, for manufacturing industry in many branches is greatly obstructed by the necessity of importing the great bulk of the chemicals required, much expense being incurred on account of breakages, waste, and deterioration. But at present there is but little done in the local manufacture of chemicals.

Of *drugs* also more than half the imports consists of articles not enumerated—largely of patent remedies which are freely scattered over the country for the cure of the ignorant. Of the enumerated kinds the most important are camphor, cassia, asafœtida, and quinine. Perhaps asafœtida is used even more extensively in connection with food than as a drug.

The importation of *tobacco* in its various forms continues on an extensive scale, having regard to the fact that the consumption of imported tobacco is practically restricted to the Anglo-Indian population and that the use of Indian cigars-

is very popular amongst them. Nevertheless the value of imported tobacco approximates to Rx. 300,000, more than two-thirds of that sum being the value of manufactured tobacco, other than cigars, that is, pipe tobacco and cigarettes, especially the latter.

#### DYEING AND TANNING MATERIALS.

These importations were slightly larger than in the two preceding years, when the trade in alizarine and aniline dyes was restricted because the importations in 1895-96 were excessive and were followed by the dislocation of business in Bombay resulting from plague and famine. The quantity imported last year was extremely large, under the influence of low and falling prices, and possibly the markets are oversupplied.

#### OILS.

*Mineral oil.*—The large importations of 1897-98, when 87 million gallons were imported, were followed by the more moderate, but still considerable, importation of 82 million gallons last year. Of this quantity 50,900,000 gallons were Russian oil and 23,600,000 gallons American. All the kerosene oil from the United States is imported in cases, Russian and Sumatran oil being imported to some extent in bulk : about 22 million gallons were so imported last year. The imports of oil from Sumatra have not been maintained, the trade declining from 7½ million gallons in 1897-98 to under 4½ millions last year. It is reported that there are indications of the Sumatran oil fields giving out, but it is perhaps quite as likely that exporters find a readier market in countries further east than India, and nearer Sumatra, where competition with oil from Batoum is easier.

The petroleum wells of Burma and Assam have not yet produced enough oil to enter into active competition on a large scale with imported oil, though the refining operations in Rangoon have attained respectable dimensions.

#### RAW MATERIALS AND UNMANUFACTURED ARTICLES.

*Coal.*—The importations were larger than in 1897-98, but smaller than in any other year, and the time is evidently fast approaching when India will take only those qualities of imported coal which are required for smithy work and cannot be (or have not yet been) found in the country. The imports of the year were only 359,000 tons, the production amounting to 4,605,000 tons. Most of the imported coal is landed at Bombay and Karáchi where Bengal coal still, in consequence of the cost of transport, finds competition difficult, but even there the use of native coal spreads every year. In Madras also the completion of the East Coast railway has to a very great extent thrust imported coal from the market, for which Raniganj and Singareni are now competing.

*Cotton.*—This small trade is of interest because the bulk of the imports consists of American and Egyptian long-stapled cotton required for the spinning of the higher counts of yarn for which the short-stapled Indian cotton is unsuitable. From the point of view of the development of such spinnings in the Indian mills the restricted dimensions of the imports are to be regretted, for they indicate that the competition between Indian yarn and imported yarn is ineffective as regards the finer counts. The efforts made to grow and acclimatise Egyptian cotton in India remain in the experimental stage, and the prospects of success are not entirely hopeful, but conditions have not been favourable up to the present.

In the importation of *Silk*, as in that of cotton, the interest of the trade centres in Bombay where the silk is woven. The trade has recovered to some extent from the depression caused by local conditions, often mentioned during the last three years, but continues relatively restricted.

The other articles enumerated in this class are of small importance. The larger of them are here mentioned, with their values (in Rs) :

	1897-98.	1898-99.
Gums and resins . . . . .	105,717	109,370
Hides and skins . . . . .	99,615	98,967
Ivory . . . . .	214,926	212,866
Precious stones and pearls, unset . . . . .	450,490	389,953
Pitch, tar, and dammer . . . . .	62,818	65,394
Seeds . . . . .	75,074	59,501
Teak and other wood and timber . . . . .	175,333	140,179
Wool . . . . .	124,384	91,497

Gums and resins, and ivory, reach Bombay from the East African coast, to be re-exported, and the bulk of the pearls imported from the Persian Gulf—at least most of those which are of good size and shape—are also re-exported ; so is the wool. In this last article the restricted trade must be ascribed to failure of supplies in the localities whence most of the wool is imported as well as to a fall in prices in the English market.

#### MANUFACTURED ARTICLES.

*Cotton yarn*.—A very active import in the second half of 1897-98 was followed last year by a relatively restricted trade. The imports of yarn are subject to violent fluctuation, having fallen in the last ten years as low as 38½ million pounds, and risen to 58½ millions. The last figure, however, was exceptional, and the imports averaged—

In the five years ending 1892-93 . . . . .	47,724 million lbs.
In the five years ending 1897-98 . . . . .	47,822 „ „

Last year the imports were 45½ million lbs. Considering the increase of population in the period, it is clear that the yarn spun in the Indian mills occupies an ever-increasing place in the market.

The following were the counts (or numbers) of the yarn imported last year :

	lbs.
Nos. 1 to 20 . . . . .	3,632,000
„ 21 to 25 . . . . .	2,461,000
„ 26 to 30 . . . . .	6,838,000
„ 31 to 40 . . . . .	26,580,000
„ 41 to 50 . . . . .	1,744,000
Above No. 50 . . . . .	2,170,000

The counts from No. 26 to No. 40—being what are known as the medium counts—constitute about three-fourths of the imports. The spinning of these counts can be effected only by the use of cotton of longer staple than is grown in India, and hence the importance of either acclimatising Egyptian cotton on Indian soil, or of importing the raw material from Egypt or America. At the low price of cotton which now prevails, and seems likely to continue, such importation is feasible, and, if the cost of the raw material were the sole consideration, would be profitable; but alterations of machinery are also involved

in a change from short to long stapled fibre, and superior skill and dexterity are required from the operatives. Further, a considerable development in dyeing would be necessary, for about half of the imported yarn is coloured.

*Cotton fabrics.*—This extensive trade, which last year constituted 36 per cent of all the merchandise imported, is as fluctuating as the trade in cotton yarns, and, like that trade, gives no indication of advance. The fabrics imported may be grouped in three large classes; unbleached piece-goods, bleached piece-goods, and dyed piece-goods, each class of course including an infinite variety of cloths. The imports and relative proportions of each class are indicated by the figures appended:

	Grey (unbleached).	White (bleached).	Coloured, printed, or dyed.
	Yards.	Yards.	Yards.
1889-90 . . .	1,257,001,000	339,098,000	400,949,000
1890-91 . . .	1,280,540,000	373,149,000	360,335,000
1891-92 . . .	1,173,176,000	361,395,000	348,117,000
1892-93 . . .	1,092,584,000	376,359,000	339,111,000
1893-94 . . .	1,314,038,000	393,130,000	422,320,000
1894-95 . . .	1,352,272,000	497,332,000	408,072,000
1895-96 . . .	1,066,446,000	333,754,000	314,680,000
1896-97 . . .	1,222,920,000	414,154,000	359,916,000
1897-98 . . .	1,149,480,000	432,732,000	278,386,000
1898-99 . . .	1,257,721,000	414,959,000	396,420,000

Here we find a restricted trade in grey and coloured goods followed last year by an increase; while a relatively large trade in bleached goods was followed by a small decline. It will be noticed that the trade may be said to average about 1,200 millions of yards of grey goods and 800 millions of yards of the other two classes, or about 2,000 million yards altogether.

The principal varieties of goods under each of the three great classes, and the quantity of each variety imported last year, are stated below (in millions of yards):

Grey.		White.		Coloured.	
Jaconets . . . . .	96.85	Jaconets . . . . .	28.05	Jaconets . . . . .	3.94
Mulls . . . . .	16.76	Nainsooks . . . . .	146.05	Mulls . . . . .	2.02
Printers . . . . .	1.99	Mulls . . . . .	84.21	Prints and chintz . . . . .	158.11
Shirtings . . . . .	591.64	Shirtings . . . . .	63.97	Shirtings . . . . .	55.56
Madapollams . . . . .	28.71	Longcloths . . . . .	1.79	Drills . . . . .	5.36
T-cloths and domestics . . . . .	16.59	Cambrics, twills, mus- lins, and lawns . . . . .	10.24	Cambrics, twills, and muslins . . . . .	79.28
Jeans, sheetings, and drills . . . . .	19.24	Chādars, dhātīs, sārīs, and scarves . . . . .	45.65	Chādars, dhātīs, sārīs, and scarves . . . . .	30.28
Chādars, dhātīs, sārīs, and scarves . . . . .	485.32	Drills and jeans . . . . .	4.29		
		Checks, spots, and stripes . . . . .	10.21		



The extent to which these goods are supplied from England is indicated below (million yards):

	Total imports.	Imports from England.
Unbleached goods . . . . .	1,257.72	1,251.58
Bleached „ . . . . .	414.96	409.15
Coloured „ . . . . .	396.42	385.15

Besides these three great classes there is a small importation of some other descriptions, of which the four mentioned below are the principal. In these there was an active trade last year.

	1897-98. Rx.	1898-99. Rx.
Handkerchiefs and shawls in the piece . . . . .	87,664	128,305
Lace and patent net . . . . .	24,507	43,000
Hosiery . . . . .	192,753	282,168
Sewing thread . . . . .	155,592	170,506

The aggregate value of the imports of cotton yarns and woven and other goods in the last five years was (in Rx) :

	Yarns.	Woven and other goods.	Total.	Proportion of total imports of merchandise.
1894-95 . . . . .	2,851,254	29,822,374	32,673,628	46. per cent.
1895-96 . . . . .	2,971,090	22,784,782	25,755,872	37 „
1896-97 . . . . .	3,325,871	26,424,284	29,750,155	41 „
1897-98 . . . . .	3,493,038	22,901,794	26,394,832	38 „
1898-99 . . . . .	2,551,634	24,678,086	27,229,720	40 „

*Silk goods.*—The depression of 1897-98 passed away and was followed by a recovery in the trade, but its dimensions remained restricted, indicating that importers were drawing on the stocks which had accumulated in the time of scarcity and that the people were giving more thought to payment of debts and dues to the State and to moneylenders, to the replacement of stores of grain and of cattle and implements, than to the purchase of silken garments :

	Rx.
1894-95 . . . . .	1,277,420
1895-96 . . . . .	1,704,320
1896-97 . . . . .	1,366,669
1897-98 . . . . .	1,149,260
1898-99 . . . . .	1,361,793

The principal sources of supply of silk goods are the countries named below :

	1896-97. Rx.	1897-98. Rx.	1898-99. Rx.
China and the Straits . . . . .	438,449	387,026	370,881
United Kingdom . . . . .	319,185	264,703	287,383
Japan . . . . .	159,449	241,811	245,413
France . . . . .	129,844	77,319	201,219
Italy . . . . .	134,247	93,396	114,838

The increase in the imports from England, France, and Italy indicates that the recovery in the trade was mainly due to a demand for European consumption, the demand amongst natives running chiefly on Chinese and Japanese silks. These last have been actively pushed in the Burmese market during the last two or three years, and are now solidly established there. As an indication of differences of taste it may be noted that Burma, with a population which is exceeded

ten times by the population which is served by imports into Bengal, takes four times as much silk.

*Woollen goods.*—As in the case of silks, the recovery last year from the depression of 1897-98, though considerable, was not complete :

	Rx.
1894-95 . . .	1,541,639
1895-96 . . .	1,445,517
1896-97 . . .	1,692,445
1897-98 . . .	1,148,427
1898-99 . . .	1,523,731

The imports consist mainly of piece-goods, shawls, carpets and rugs, and braids, in the proportions noted below. The piece-goods are, like cotton piece-goods, of many varieties, but these are not specified in the accounts of this relatively small trade :

	1896-97. Rx.	1897-98. Rx.	1898-99. Rx.
Piece-goods . . . . .	1,197,972	804,931	1,057,083
Shawls . . . . .	245,013	98,578	187,444
Carpets and rugs . . . . .	46,784	72,199	99,200
Braids . . . . .	52,063	46,748	39,527

The Indian woollen mills are apparently doing well, their capital having been largely increased in the year, along with the number of looms and spindles, and there was also a material increase in the production.

*Other manufactured goods.*—Of the other articles enumerated in this class the following are the most important. The value of the trade is here specified (in Rx) :

	1896-97.	1897-98.	1898-99.
Apparel, including boots and shoes . . . . .	1,516,095	1,224,562	1,380,486
Arms and ammunition, including dynamite and other explosives . . . . .	259,390	255,780	289,012
Books and printed matter . . . . .	236,568	198,153	211,804
Building materials . . . . .	166,532	204,920	202,333
Carriages and carts . . . . .	224,896	285,659	317,398
Candles . . . . .	109,975	107,884	92,292
Clocks and watches . . . . .	122,617	108,860	132,976
Earthenware and porcelain . . . . .	215,100	205,042	187,349
Glass and glassware . . . . .	704,046	576,463	662,293
Instruments and apparatus : scientific . . . . .	180,423	180,520	207,831
Jewellery and plate . . . . .	111,373	121,066	135,484
Leather and leather goods, excluding boots and shoes . . . . .	208,362	185,328	197,820
Matches . . . . .	284,806	417,195	379,789
Paints and colours and painters' materials . . . . .	339,960	324,376	334,037
Paper and pasteboard . . . . .	384,280	331,919	382,657
Soap . . . . .	117,067	124,371	131,659
Stationery . . . . .	331,880	277,304	289,982
Toys and requisites for games . . . . .	192,445	141,104	167,368
Umbrellas . . . . .	306,943	335,374	243,438

The importations of "carriages and carts" have increased threefold in four years owing to the cycling craze. Whether they will continue to increase admits of some doubt, for the ardour of that pursuit has been relaxed and prices have fallen, two circumstances which will operate against large expansion of the

value of the imports. Candles appear to be in the way of decline, owing to the success which has attended the efforts made by the owners of the Rangoon petroleum refinery to spread the use of their paraffin candles by the Burmese in the shrines attached to the pagodas; a considerable proportion of the imported candles find their market in Burma for that purpose. Umbrellas also appear to be in a declining way, owing to the importation of the ribs and covering separately and their local manufacture.

The articles in which there has been an increased trade need no remark, the revival in most cases following a depression and the larger value indicating an incomplete recovery.

The principal imports are here stated in the order of their value in the trade of last year. The values are stated in millions of Rx :

	1896-97.	1897-98.	1898-99.
Cotton goods and yarn . . . . .	29,750	26,395	27,230
Metals, including hardware and cutlery . . . . .	7,009	7,645	6,609
Sugar . . . . .	3,152	4,784	4,017
Oils, chiefly mineral . . . . .	3,439	4,146	3,552
Machinery and millwork . . . . .	3,509	2,858	3,056
Railway material . . . . .	2,559	2,758	2,825
Silk, raw and manufactured . . . . .	2,242	1,819	2,159
Chemicals, drugs, medicines, narcotics, and dyes . . . . .	1,890	2,060	2,013
Liquors . . . . .	1,645	1,588	1,647
Provisions . . . . .	1,537	1,706	1,532
Woollen goods . . . . .	1,692	1,148	1,524
Apparel . . . . .	1,516	1,224	1,380

*General distribution of the import trade.*—The total value of the imports of foreign merchandise in the last three years was thus distributed among the principal countries with which the trade is carried on. The values are stated in Rx, the last three figures being omitted :

	1896-97.		1897-98.		1898-99.	
		Per cent.		Per cent.		Per cent.
1. United Kingdom . . . . .	50,297	70.1	46,455	67.1	47,932	68.8
2. Austria-Hungary . . . . .	1,488	2.1	2,147	3.1	2,428	3.5
3. Belgium . . . . .	2,404	3.3	2,285	3.3	2,230	3.3
4. Russia . . . . .	2,020	2.8	2,081	3	2,053	3
5. Straits Settlements . . . . .	1,842	2.5	2,410	3.5	2,006	2.9
6. Mauritius . . . . .	1,808	2.5	1,683	2.4	1,959	2.9
7. Germany . . . . .	2,308	3.2	2,434	3.5	1,728	2.5
8. China . . . . .	2,149	3	1,691	2.4	1,692	2.5
9. United States . . . . .	1,467	2	1,431	2.1	1,363	2
10. France . . . . .	920	1.3	883	1.3	1,032	1.5
11. Ceylon . . . . .	683	.9	1,071	1.5	702	1

The parts of India in which the imports were received last year are stated below. The values are entered in millions of Rx :

	Per cent.
Bengal . . . . .	27.95
Bombay . . . . .	25.65
Burma . . . . .	5.54
Madras . . . . .	5.27
Sind . . . . .	3.97

## PART III.

## Exports of Foreign Merchandise.

This trade is for the most part concentrated in Bombay and Karáchi, Bombay being a centre whence merchandise imported from Europe is re-exported to the littoral of the Persian Gulf and the Arabian and East African coasts and whence merchandise from those regions is re-exported to the United Kingdom. The share of these two ports in this trade is more than nine-tenths of the whole—Bombay 75 per cent and Karáchi 16 per cent. Of the small remainder the largest share appertains to Bengal. The trade has never been extensive, and since 1896 it has been on the downward incline. The conditions which have restricted mercantile and industrial operations in Bombay and Karáchi were aided last year by the prevalence of drought and scarcity over the coasts of the Persian Gulf; and no doubt the prolonged occupation of Bombay by the plague has accelerated the movement which was in progress before its outbreak for the establishment of direct communication between Europe and the East African Coast. It is possible that the reconquest of the Soudan may lead to its invasion from Suakin by the enterprising trader from Western India who now controls much of the East African trade; and that the construction of railways to the interior of East Africa may increase existing opportunities. In that case the re-export trade of Bombay may revive; meanwhile, however, its present contracted dimensions are evident from the figures of the last five years :

	Rx.
1894-95 . . . . .	5,057,414
1895-96 . . . . .	4,717,516
1896-97 . . . . .	4,033,637
1897-98 . . . . .	3,751,172
1898-99 . . . . .	3,371,196

The distribution of the trade between the principal countries with which it is conducted was as follows in the last three years (Rx) :

	1896-97.	1897-98.	1898-99.
United Kingdom . . . . .	970,861	1,013,958	847,486
Arabian and Persian Coasts. {			
Persia . . . . .	918,893	862,155	856,642
Arabia . . . . .	307,087	310,448	258,796
Turkish Arabia . . . . .	193,108	137,328	145,657
Aden . . . . .	156,558	148,585	141,227
Total . . . . .	<u>1,575,646</u>	<u>1,458,516</u>	<u>1,402,322</u>
Africa ... {			
East Coast, Zanzibar, and Mozambique . . . . .	328,271	394,581	318,438
Mauritius . . . . .	102,116	73,385	55,558
Total . . . . .	<u>430,387</u>	<u>467,966</u>	<u>373,996</u>
Straits and Ceylon . . . . .	456,568	370,120	432,420

The decline in the trade with the United Kingdom, at the same time that it has declined with Africa and Arabia, seems to support the conclusion that the cause of the decline, or one of its causes, is the development of direct relations between those regions and Europe; but a definite conclusion must be deferred until the passing away of the abnormal conditions which have unfortunately existed in Bombay for three years.

The principal articles of the trade and their values are—

	1896-97.	1897-98.	1898-99.
	Rx.	Rx.	Rx.
<i>Articles of food and drink :</i>			
Coffee . . . . .	34,081	41,441	35,693
Provisions . . . . .	94,791	112,614	123,032
Sugar (refined) . . . . .	227,887	118,939	184,820
Tea . . . . .	371,233	215,494	146,311
<i>Metals and metalware :</i>			
Hardware and cutlery . . . . .	81,270	77,423	71,239
Copper . . . . .	46,746	36,229	56,834
Iron . . . . .	82,804	73,490	53,038
Chemicals, drugs, medicines, narcotics, and dyes . . . . .	76,483	84,221	72,318
<i>Raw materials :</i>			
Gums and resins . . . . .	54,907	58,921	48,305
Ivory . . . . .	94,261	66,747	61,670
Wool . . . . .	608,003	644,085	471,359
<i>Manufactured goods :</i>			
Apparel . . . . .	170,680	144,092	139,094
Cotton twist and yarn . . . . .	89,147	103,347	82,308
Cotton manufactures . . . . .	1,377,558	1,312,913	1,277,488
Silk manufactures . . . . .	79,242	58,315	46,713
Woollen manufactures . . . . .	48,877	29,407	25,209

## PART IV.

## Exports of Indian Merchandise.

The figures for the last twenty years are as follow :

	Rx.	Increase or decrease per cent.		Rx.	Increase or decrease per cent.
1879-80 . . . . .	64,950,833	+ 10·6	1889-90 . . . . .	99,101,055	+ 7
1880-81 . . . . .	71,974,068	+ 10·8	1890-91 . . . . .	95,902,193	- 3·2
1881-82 . . . . .	79,255,243	+ 10·1	1891-92 . . . . .	103,550,831	+ 7·9
1882-83 . . . . .	80,598,155	+ 1·7	1892-93 . . . . .	101,945,707	- 1·57
1883-84 . . . . .	85,085,720	+ 5·5	1893-94 . . . . .	102,015,615	+ 0·0
1884-85 . . . . .	80,313,208	- 5·6	1894-95 . . . . .	103,757,585	+ 1·7
1885-86 . . . . .	80,734,731	+ 0·5	1895-96 . . . . .	109,545,624	+ 5·6
1886-87 . . . . .	84,908,994	+ 5·2	1896-97 . . . . .	99,880,660	- 8·8
1887-88 . . . . .	86,370,922	+ 1·7	1897-98 . . . . .	93,786,101	- 6·1
1888-89 . . . . .	92,642,735	+ 7·2	1898-99 . . . . .	109,350,277	+ 16·6

The decline which followed the ravages of famine and pestilence, accompanied in 1897 by war, was succeeded last year by an increase which just exceeded the decrease in the trade of the two preceding years and brought the value of the exports almost to the level they had attained in 1895-96, notwithstanding the existence of severe stringency in the money market in the first three months of the year.

The principal articles in the trade are enumerated in the appended list, and their values for the last five years are stated (in Rx) :

	1894-95.	1895-96.	1896-97.	1897-98.	1898-99.
1. Grain and pulse . . . . .	17,422,595	18,708,443	13,840,861	14,053,876	27,197,567
2. Seeds . . . . .	14,291,520	9,717,431	8,011,680	8,594,100	11,847,194
3. Cotton, raw . . . . .	8,703,356	14,090,193	12,970,089	8,871,313	11,188,538
4. Tea . . . . .	7,555,745	7,664,889	8,124,548	8,058,623	8,044,804
5. Cotton yarn and cloth . . . . .	7,148,679	8,344,587	8,496,474	8,151,338	7,788,470
6. Hides and skins . . . . .	6,559,940	7,639,478	7,001,370	8,317,534	7,449,218
7. Opium . . . . .	9,064,665	8,459,336	8,022,923	6,097,563	7,126,009
8. Jute, raw . . . . .	10,575,977	9,992,861	10,550,577	10,129,992	6,941,245
9. Jute manufactures . . . . .	4,210,834	4,747,443	5,213,930	5,930,856	5,798,359
10. Indigo . . . . .	4,745,915	5,354,511	4,370,757	3,057,402	2,970,478
11. Coffee . . . . .	2,122,373	2,198,192	1,585,039	1,519,130	1,749,824
12. Wool, raw . . . . .	1,376,850	1,355,108	1,241,497	1,356,537	1,253,483
13. Wood and timber . . . . .	661,824	801,897	798,686	1,079,061	1,085,705
14. Lac . . . . .	1,406,474	1,833,601	1,399,862	1,070,920	871,594
15. Oils, including paraffin wax . . . . .	775,016	738,707	608,789	651,675	800,887
16. Spices . . . . .	516,329	489,509	497,056	471,628	618,596
17. Provisions . . . . .	487,409	479,128	519,099	531,667	609,729
18. Dyes (other than indigo) . . . . .	864,499	872,683	638,936	482,047	510,886
19. Silk, raw . . . . .	502,009	642,169	511,661	514,850	458,003
20. Saltpetre . . . . .	411,365	535,945	572,164	398,745	349,344
21. Sugar . . . . .	550,583	574,745	688,549	292,453	198,437

Separating the articles in this list in which there was an improvement from those in which there was a decline in trade, they stand as follows :

	Increase per cent.		Decrease per cent.
Grain and pulse . . . . .	93·5	Jute . . . . .	31·5
Cotton . . . . .	26·1	Hides and skins . . . . .	10·4
Seeds . . . . .	37·8	Cotton yarn and cloth . . . . .	4·4
Opium . . . . .	16·8	Tea . . . . .	0·2
Coffee . . . . .	15·2	Jute goods . . . . .	2·2
Wood and timber . . . . .	0·6	Indigo . . . . .	2·8
Oils . . . . .	22·9	Wool . . . . .	7·6
Provisions . . . . .	14·7	Lac . . . . .	18·6
Dyes (other than indigo) . . . . .	6	Silk . . . . .	11
Spices . . . . .	31·2	Saltpetre . . . . .	12·4
		Sugar . . . . .	32·1

The following is a statement of the prices of the principal articles of Indian export, the prices in 1873 being taken to represent 100 :

	Cotton, Broach.	Cotton, yarns, 20s.	Rice, ballam.	Wheat No. 1, soft white.	Opium (Bengal).	Indigo, good.	Jute, picked.	Gunny-bags	Linseed, fine, bold, clean.	Tea.	Total.
March 1873 . . . . .	100	190	100	100	100	100	100	100	100	100	1000
January '74 . . . . .	88	100	156	75	105	114	153	88	115	123	1117
" '75 . . . . .	80	81	138	80	96	109	126	111	108	123	1052
" '76 . . . . .	85	80	118	84	96	91	141	84	90	136	1005
" '77 . . . . .	87	90	156	93	97	110	150	95	102	148	1128
" '78 . . . . .	84	80	168	119	97	88	150	101	106	135	1128
" '79 . . . . .	78	74	182	116	87	114	153	99	109	129	1141
" '80 . . . . .	98	81	147	115	94	112	169	89	113	126	1144
" '81 . . . . .	95	85	109	96	109	105	156	111	104	135	1105
" '82 . . . . .	90	80	94	97	102	117	137	118	91	126	1052
" '83 . . . . .	78	74	109	87	91	107	96	98	85	110	935
" '84 . . . . .	85	74	160	86	93	117	162	106	96	116	1095
" '85 . . . . .	90	72	138	74	99	103	110	94	98	90	968
" '86 . . . . .	81	72	149	80	93	107	137	85	101	90	995
" '87 . . . . .	85	69	106	89	83	70	137	98	101	77	915
" '88 . . . . .	95	74	115	86	80	82	153	125	95	84	989
" '89 . . . . .	93	79	144	95	94	93	192	126	112	77	1105
" '90 . . . . .	95	74	154	84	86	76	197	118	109	63	1056
" '91 . . . . .	84	70	143	87	79	86	126	93	97	81	946
" '92 . . . . .	75	65	169	103	79	74	236	132	112	71	1116
" '93 . . . . .	107	78	180	95	96	114	192	119	128	87	1196
" '94 . . . . .	84	71	188	80	84	108	241	109	123	52	1140
" '95 . . . . .	70	67	147	82	117	105	175	110	127	97	1097
" '96 . . . . .	94	74	151	81	100	105	175	108	113	84	1085
" '97 . . . . .	76	72	204	152	83	84	203	99	101	64	1138
" '98 . . . . .	68	63	185	99	80	76	156	85	94	61	967
" '99 . . . . .	59	52	153	79	86	57	170	87	92	58	893

It should be noted that these figures represent the prices only in the first month of the year, not the average of the year. In opium, jute, and jute manufactures there has been a rise in prices; in all other articles a fall following on the fall in January 1898.

Grouping the items as in the accounts of trade, the values of the trade in each group for each of the last five years are as follows in Rx:

	1894-95.	1895-96.	1896-97.	1897-98.	1898-99.
1. Animals, living . . . . .	137,761	161,053	177,967	141,422	159,979
2. Articles of food and drink . . . . .	28,841,691	30,249,862	25,338,844	25,058,456	38,576,729
3. Metals and manufactures of metal . . . . .	88,094	119,168	142,849	138,785	127,517
4. Chemicals, drugs, medicines, narcotics, and dyeing and tanning materials . . . . .	15,428,990	15,564,314	13,907,521	10,366,802	11,333,926
5. Oils . . . . .	775,016	738,707	608,789	651,675	800,887
6. Raw materials and unmanufactured articles . . . . .	40,817,891	42,368,127	39,495,063	37,101,481	39,143,998
7. Articles manufactured and partly manufactured . . . . .	17,668,142	20,344,393	20,209,627	20,317,480	19,207,241

## ARTICLES OF FOOD AND DRINK.

*Coffee.*—There was a material recovery in this trade from the depression which marked the two preceding years, but the trade still leaves much to be desired. The acreage under coffee in Brazil has extended so greatly in recent years that, as regards the common kinds of coffee, the supply is in excess of the demand and the fall in prices of Brazilian coffee to the lowest level ever known has affected all the descriptions of coffee which enters into competition with Brazil coffee.

The prices of the superior descriptions of coffee are not so affected and are well maintained, but Indian coffee is essentially of the class with which Brazil coffee competes; and the competition involves severe efforts on the part of the coffee-planter of Southern India who has to face a range of prices for this product which constantly tends downward and cuts into what has hitherto been a fairly expansive margin of profit. There was actually a considerable quantity of Brazilian coffee imported into Bombay last year. There may possibly be a reaction, for the fall in prices has been as great a subject of complaint in Brazil as the fall in prices of tea has been to the Indian tea-planter. But in Brazil as in India extensions were made very rapidly, and supplies must continue to be on a very large scale as the produce from the extensions is brought to market.

The exports have been :

	Cwt.	Rx.
1894-95 . . .	281,297	2,122,373
1895-96 . . .	290,902	2,198,192
1896-97 . . .	210,797	1,585,039
1897-98 . . .	225,008	1,519,130
1898-99 . . .	270,056	1,749,824

*Rice.*—The restricted exports of the two years 1896-97 and 1897-98 were due to the exceptional conditions of supply and prices which prevailed in India. During the famine the high level of prices and the demand from the famine stricken tracts diverted to those parts a large portion of the excellent Burman harvest which would in ordinary conditions have found its market beyond Indian limits. These conditions having ceased the export trade was resumed in normal activity, assisted by a deficiency in the rice harvest of Japan which not only prevented the rice of that country from competing as effectively as usual with Indian rice but also required the importation of Indian rice into Japan; a feature of trade which will in the future probably be repeated frequently. The export trade was also assisted by the whimsical and arbitrary prohibition of the export of rice from those parts of China in which there was rice to export. Such prohibitions are common enough in Oriental countries and are an effective machine for enriching officials and their friends and for preventing the full expansion and development of agricultural industry.

The total exports of rice from each province in each of the last ten years are given below :

<i>Export of Rice (husked) in Cwt. (000 omitted).</i>							
	Burma.	Bengal.	Madras.	Bombay.	Sind.	Total.	Value in Rx.
1889-90 .	18,259	5,992	1,654	799	70	26,774	10,047,331
1890-91 .	24,581	7,928	1,210	646	109	34,474	12,773,628
1891-92 .	22,676	8,354	1,018	598	94	32,740	13,296,792
1892-93 .	18,339	7,201	1,002	716	137	27,395	12,274,252
1893-94 .	15,601	6,590	1,207	511	111	24,020	10,246,522
1894-95 .	22,781	7,916	1,663	1,233	129	33,722	13,692,095
1895-96 .	24,612	7,925	1,140	887	72	34,636	13,430,703
1896-97 .	19,370	5,053	2,550	811	36	27,820	11,850,261
1897-98 .	18,002	4,953	2,504	683	130	26,272	11,587,028
1898-99 .	25,905	8,636	1,367	1,163	322	37,393	15,677,645

A glance at these figures should dissipate the impression that the dimensions of last year's trade were quite exceptional. That the trade was large is true, but it only appears exceptional by comparison with the trade of the two preceding years, when the exports from Burma were restricted by the demand from



India at a high level of prices, which consumers in other parts of the world were not inclined to pay as long as substitutes for rice were procurable. But though the trade was large there has been an approximation to its dimensions in four former years, and there is reasonable ground for hoping and expecting that the high level of the trade of last year will be equalled and exceeded in future years, given ordinarily good seasonal conditions in India and ordinarily good trade conditions elsewhere. But it is always necessary to remember that India has no monopoly of this trade, for though India exported about 1,860,000 tons last year there were also exported from Bangkok and Saigon about 1,200,000 tons, and other countries also produce and export rice in large quantity.

The rise of prices which limited the trade in 1896-97 and 1897-98, and the fall in prices which stimulated the trade last year, are illustrated by the figures appended. These are the prices of rice (ballam) at Calcutta (per maund) and at Rangoon (per cwt.).

	Calcutta.						Rangoon											
	1896-97.		1897-98.		1898-99.		1896-97.		1897-98.		1898-99.							
	Rs.	a. p.	Rs.	a. p.	Rs.	a. p.	Rs.	a. p.	Rs.	a. p.	Rs.	a. p.						
April . . . . .	3	4	2½	4	9	9	3	14	1½	3	10	6	4	3	0	3	14	3
May . . . . .	3	8	4½	4	14	0	3	15	4½	3	14	4	4	13	5	3	11	9
June . . . . .	3	12	5	5	0	6	3	13	7	3	14	4	5	1	3	3	11	3
July . . . . .	3	15	7	5	0	10½	3	15	4½	3	15	4	5	0	6	3	10	9
August . . . . .	3	14	6	5	7	4½	3	13	1½	4	10	4	5	2	11	3	9	10
September . . . . .	4	9	1	6	0	3½	3	9	0	5	6	0	4	10	11	3	6	1
October . . . . .	4	12	3	5	5	8	3	7	4	5	2	5	3	12	5	3	6	9
November . . . . .	5	2	3	5	4	3	3	6	0	5	2	8	3	15	9	3	7	3
December . . . . .	5	2	7	5	7	3½	3	4	6	4	0	3	3	13	2	3	5	11
January . . . . .	4	5	10	3	14	9	3	4	7½	4	0	4	3	4	10	3	5	9
February . . . . .	4	3	9	3	13	7½	3	4	9	4	0	3	3	6	6	3	13	10
March . . . . .	4	6	5	3	12	4	3	2	5	4	1	3	3	11	8	3	10	1

The principal countries to which Indian rice was exported in the last three years are these (cwt., 000 omitted):

	1896-97.	1897-98.	1898-99.
<i>Europe:</i>			
United Kingdom . . . . .	3,839	2,603	5,069
Egypt . . . . .	10,046	8,125	11,686
Germany . . . . .	336	200	549
Other countries . . . . .	22	126	44
<b>TOTAL</b> . . . . .	<b>14,243</b>	<b>11,054</b>	<b>17,348</b>
<i>Asia:</i>			
Ceylon . . . . .	3,898	4,583	5,063
Straits . . . . .	3,745	3,355	5,526
Arabia and Aden . . . . .	970	1,113	2,011
Japan . . . . .	...	1,138	1,624
Persia and other countries . . . . .	184	299	460
<b>TOTAL</b> . . . . .	<b>8,797</b>	<b>10,488</b>	<b>14,684</b>
<i>Africa:</i>			
Mauritius, Réunion, and Eastern Coast . . . . .	2,080	1,737	2,980
Cape Colony, Natal, and other countries . . . . .	554	323	638
<b>TOTAL</b> . . . . .	<b>2,634</b>	<b>2,060</b>	<b>3,618</b>
<i>America:</i>			
West Indies . . . . .	179	67	252
South America (chiefly Brazil) . . . . .	1,914	2,577	1,418
Canada and United States . . . . .	...	4	14
<b>TOTAL</b> . . . . .	<b>2,093</b>	<b>2,648</b>	<b>1,684</b>
<i>Australia</i> . . . . .	53	22	59

The quantity exported to the European Continent—in which is included Egypt, for the rice nominally sent to Egypt is shipped to Port Said for ultimate destination, on orders received there, to a European port—was almost precisely the quantity exported to that Continent in 1895-96, before the famine interrupted and dislocated the trade. It represented last year 46 per cent of the exports.

To Asiatic countries the exports were much larger than in former years, Ceylon having taken an unusually large quantity and Japan having found herself compelled to resort to India to supplement a deficient harvest. It is probable that the increase of population in Japan, and the new economic conditions in that country, may turn her into a regular purchaser of Indian rice. The exports of rice to Asiatic countries represented last year 39 per cent of the whole.

The only other important consumers of Indian rice are Mauritius and the South American countries, chiefly Brazil. With that country there was a contraction of trade last year arising out of bad conditions there.

The trade in rice is of a far less fluctuating character than the trade in wheat. The greatest proportion of the rice which is exported is grown in Lower Burma, a country so happily favoured by nature that bad seasons are unknown to it; much more is similarly grown in tracts in Bengal and Madras, which also are practically exempt from the calamities which occasionally overwhelm less fortunately situated regions where the monsoon rains are scantier and a deficiency may mean disaster; a considerable proportion of the exports is required for the nourishment of Asiatics to whom other grains are unusual and not so agreeable; a still more considerable proportion is required for manufacturing purposes as well as for food in Europe, and for such purposes the trade from India is, for various reasons, in a position of advantage from which the competition of rice and other grains produced in other countries has not been able to dislodge it. The trade therefore maintains a steadiness hardly affected except by the fluctuations of local prices and local demand arising out of scanty harvests in India elsewhere than in the great rice-producing tracts. This position of superiority has enabled the exporters to gradually raise the level of the price of rice which is now more than 50 per cent higher than the level of 1873.

*Wheat.*—The conditions here are quite different. While Indian rice leads, Indian wheat follows. The wheat we export comes into competition with the wheat grown all over Europe and with that of the great exporting countries, the United States, Russia, and the Argentine Republic. It is not freely taken when harvests and supplies in other parts of the world are equal to the demand, except at prices which are lower than those offered for other wheats, and the trade has never been really large except when from time to time other supplies are deficient. Those occasions recur, however, not infrequently, and an indifferent harvest in Europe, a failure in Southern Russia, a contraction of the supply from the United States, a failure in Argentina where the harvest appears to be singularly uncertain, a drought in Australia, may—one or other of them—be expected to raise the spirits of the Indian cultivator of wheat. Provided of course that he has a good crop. That is not to be expected with the regularity with which a good rice harvest may be expected from Burma, for the Indian wheat crop is grown in regions which too frequently are subject to meteorological vicissitudes, and deficiency or irregularity in the monsoon rains there spells varying degrees of misfortune for the cultivator.

Last year was as good for the Indian wheat grower in Northern India as he could expect in his rosiest dreams. He reaped an excellent harvest, and just as it was put into the market and before prices had time to recede to the level of the time preceding the famine year, a wave of higher prices in the consuming markets set in under the influence of speculative action in the United States. It was assumed, from the reports issued by the Government Agricultural Bureau, that the American supplies would be smaller than they actually proved to be, and it was supposed that Russia and India were not in a position to add substantially to the supplies. The American estimates were under the mark, however, and India certainly had plenty of wheat to sell at good prices. The speculators for the rise found themselves at fault and prices receded, but before they fell to the former level India had exported a quantity much larger than any known since 1890-91, a quantity which seemed prodigious to those who compared it only with the exports of the two preceding years when the trade had in fact collapsed.

The fluctuations in price will be apparent from the figures appended, which state the variations in the monthly average prices on the basis of the price in March 1873, this being taken as 100 :

	Bombay.			Calcutta.		
	1896.	1897.	1898.	1896.	1897.	1898.
April . . .	89	114	101	94	125	106
July . . .	92	115	87	104	130	89
September . .	96	125	81	123	125	85
December . .	155	101	80	154	105	82

The exports last year and those of the preceding five years are —

	From Bengal:	From Bombay.	From Sind.	From Burma and Madras.	Total exports.	Total value.
	Cwt.	Cwt.	Cwt.	Cwt.	Cwt.	Rs.
1893-94 . . .	1,037,998	4,706,180	6,418,317	56	12,156,551	5,193,885
1894-95 . . .	240,526	1,045,735	5,600,987	543	6,887,791	2,565,271
1895-96 . . .	1,011,934	2,797,842	6,192,816	320	10,002,912	3,913,896
1896-97 . . .	74,107	1,159,698	676,250	498	1,910,553	836,395
1897-98 . . .	75,733	377,594	1,938,912	368	2,392,607	1,341,151
1898-99 . . .	3,458,379	6,484,444	9,577,610	63	19,520,496	9,719,688

In former years the quantities exported have not infrequently approximated to or exceeded the quantity exported last year :

	Cwt.		Cwt.
1881-82 . . .	19,863,000	1886-87 . . .	22,263,000
1883-84 . . .	20,956,000	1888-89 . . .	17,610,000
1884-85 . . .	15,832,000	1891-92 . . .	30,303,000
1885-86 . . .	21,060,000	1892-93 . . .	14,973,000

It was not indeed until the year 1893-94 that, in consequence of indifferent and bad harvests in India, the exports fell to a level not before known since the trade first developed. And it may be reasonably hoped that, in ordinarily good years, India may on an average export as much wheat as on the average of the years before 1893-94, or more.

Close and particular attention is always given to the Indian wheat trade by critics of Indian economics and finance, so close indeed that one is tempted to think that they believe it to be the most important part of our trade, and the inference is strengthened by the persistency with which attention is drawn to the fact that there has been no real increase in the export price of wheat. The fact is ignored that the export price of rice has increased by more than 50 per cent, and that the trade in that grain is of far greater importance than the trade in wheat, as regards both quantity and value. Internally too the cultivation of rice is of much greater importance. The area under wheat is only a

third of the area under rice, the harvest yield is about a fifth of that of rice, and for one person in India who habitually eats wheat at least five persons habitually live on rice. The question then suggests itself, why are the facts of the wheat trade so closely studied (and to so little purpose) for the purpose of drawing general inferences as to the economic position of India, and the rice trade so entirely ignored? The answer seems to lie in the point of view of the observer. When he is a student or observer of European economics he dwells most largely on the incidents of the trade which most materially affects the condition of European people. The wheat trade of the world is to him a trade of enormous importance and he is apt to think, looking at the quantities exported from India, that the trade is as important to the supplier as it is to the consumer, or as it is to the supplier from other countries from which wheat is largely exported. The rice trade does not affect the European observer in the same degree. Less than half the Indian export is carried to Europe, whereas all the wheat exported by us is taken to Europe, and rice does not there compete in any special degree with European produce as wheat does, and is used for food to a relatively small extent, its main uses being for manufacturing purposes. These circumstances lead to undue neglect of the conditions of the rice trade and to undue attention to the conditions of the wheat trade. Another reason is that the trade is of importance to the management of certain large railway lines in India, for most of the grain is grown at a considerable distance from the coast, and the conveyance of that material portion of the crop which is exported gives what is called a "long lead" to these lines. The management therefore in their reports and addresses lay great stress on this traffic, so much stress indeed that authorities and critics alike are apt to be confirmed in their ideas of the dominating importance of the wheat trade to India. The managers and directors of railways do not refer to the rice trade in this way, because most of it is water-borne from the field to the place of consumption.

These remarks are not intended in any way to imply that the trade in wheat is not of importance to India. It is certainly an important trade, and it is much to be desired that its dimensions should further increase; but it is not so important as the rice trade, or the trade in oilseeds, or in cotton, or jute, and it is well to look at things in their true proportions and give them their just perspective.

*Other items classed under Grain and Pulse.*—These are of relatively small importance, but the return of good harvests, and a relatively low level of prices in India, led to a greatly increased export, especially of the millets (jwár and bájra) to the African littoral of the Red Sea and to Aden and Arabia. There is also a regular export of these grains to England, where they are used for bird-food. Wheat-flour is the most important of the items, and it is satisfactory to note that, with the return of a lower range of prices for wheat, the demand for flour made in Bombay revived. The extent of the trade in the principal items is indicated by the figures appended :

		1894-95.	1895-96.	1896-97.	1897-98.	1898-99.
Wheat-flour	lbs.	65,885,000	74,114,000	67,177,000	56,592,000	76,458,000
Jawár and bájra	cwt.	814,269	731,669	652,812	642,560	1,060,590
Pulse . . .	"	440,025	742,086	555,942	306,033	785,002
Rice, unhusked (paddy) . .	"	580,053	516,162	454,015	474,564	549,482
Gram . . .	"	344,652	633,199	274,954	206,966	282,706

*Provisions and spices.*—Under both heads the trade of last year was unusually large, ghi and pepper having been exported in large quantities.

*Sugar*, on the other hand, has fallen to such a low level compared with former periods that it is difficult to resist the conclusion that this trade cannot compete successfully with beet sugar. The bulk of our exported sugar is the raw produce in which there has been a trade with England for a long series of years, but it is difficult for cane sugar, especially from India, to compete with the increasing quantities of beet sugar, refined and unrefined, which flow into England from the Continent. Whether or not Continental beet sugar is encouraged by bounties on export, it seems probable that the demand for Indian cane sugar will in time cease, and that our production must find its market in India. At the same time the circumstance merits reflection that there is a very extensive export of sugar from Java, amounting to more than half a million tons on the average, most of the sugar being sent, not to Europe whither ours has been sent, but to America, Australia, and China. It is not clear on the surface why India should not do what Java can do in this respect. The heavy reduction last year below the low level already reached was due in some measure to the failure of the cane crop in the Godávári valley :

	Refined. Cwt.	Raw. Cwt.
1894-95 .	60,179	958,107
1895-96 .	41,934	1,021,832
1896-97 .	62,903	1,097,202
1897-98 .	37,887	548,895
1898-99 .	41,255	289,668

*Tea.*—With one exception in 1892-93, when there was a set-back, the export of tea has continued for many years on an increasing scale. The exports last year were about 157½ million pounds, this quantity being just double the exports in 1886-87, thirteen years previously. The exports in the last seven years have been :

	lbs. (000 omitted)	Rx.	Increase (lbs, 000 omitted)
1892-93 .	114,722	6,292,348	—5,427
1893-94 .	126,332	6,585,835	11,610
1894-95 .	129,099	7,555,745	2,767
1895-96 .	137,710	7,664,889	8,611
1896-97 .	148,908	8,124,548	11,198
1897-98 .	151,452	8,058,623	2,544
1898-99 .	157,471	8,044,804	6,019

While this rapid increase of supply from India was proceeding, the exports from Ceylon were increasing at a still more rapid rate, and though Chinese tea was being thrust out of the way more and more each year, the consumption was not able to overtake the supply, especially as the bulk of the supply was directed to the United Kingdom for consumption there. As was to have been expected in such conditions, namely, a limited market and an almost unlimited supply, prices have declined heavily since 1894-95, as will be apparent from the average prices realised at the auction sales in Calcutta. These are stated below, in annas and pie per pound :

	1889-90.	1890-91.	1891-92.	1892-93.	1893-94.	1894-95.	1895-96.	1896-97.	1897-98.	1898-99.
Orange (and broken										
Orange) Pekoe .	11-8	11-2½	11-1	13-0½	11-1½	14-0½	11 1½	9-11½	8-9½	8-1½
Broken Pekoe .	9-9	8-10½	8-7½	11-3½	9-2½	11-8	9-	8-7½	7-5½	7-
Pekoe .	7-5	7-2	7-0½	8-9	7-2½	9-4½	7-3½	6-9½	6-0½	5-8
Pekoe fannings .	5-7	5-10	5-3½	6-7½	5-7½	7-3½	6-	5-9½	5-	4-8½
Pekoe Souchoang	5-7	5-8½	5-3½	6-5½	5-4½	7-2½	5-11	5-5½	4-10½	4-7
Broken do.	5-	5-3½	4-9½	5-10½	4-11½	6-8½	5-6½	5-3½	4-6½	4-3½
Other low class	4-8	5-2	4-2½	5-0½	4-5½	5-6	4-11½	4 6½	3-7½	3-3½

Taking the average of all sorts combined, the price level has been, per pound, in annas and pie :

1894-95	.	9-3
1895-96	.	8-9
1896-97	.	8-8
1897-98	.	8-5
1898-99	.	8-1

These prices accurately reflect the course of prices in London, where the price of Indian tea is regulated. The shipments of Indian tea to that market last year amounted to 139½ million pounds, representing 88 per cent of the whole exports. The small remainder was distributed as follows to other countries :

	lbs. (000 omitted).
Australia	6,306
Persia	3,457
Turkey in Asia	2,598
United States	1,414
Canada	1,044
Hongkong	882
Turkey in Europe	537
Germany	519
Russia	501

These figures do not quite accurately indicate the real destination of the tea, or the actual consumption of Indian tea in all the countries named. Thus the tea shipped to Hongkong was destined for the United States and that which was shipped to European Turkey was intended partly for Russian consumption and partly for Azarbaijan in Northern Persia which it reaches by way of Trebizond. The United States and Canada again receive by way of London almost as much Indian tea as they receive direct from India.

So far as the London market is concerned, the competition of Chinese tea may be and is regarded, by the tea-planters of India and Ceylon, as a thing of the past. The closing of the mints in 1893, which was claimed to have a fateful significance for our trade and to be the signal for the restoration of Chinese tea to the position it once occupied, did not bring about even a momentary pause in the rate at which that trade was being destroyed—another proof, if one were wanted, that a bad currency system does not promote trade and that a good currency system cannot injure it. It is interesting to note how Chinese tea has receded from the London market, and how Indian and Ceylon tea has advanced. This is made clear by the figures appended, which state the imports (in lbs., 000 omitted) of tea into the United Kingdom :

	From India.	From Ceylon.	From China.		From India.	From Ceylon.	From China.
1883	59,252	2,005	156,187	1891	109,638	61,900	62,284
1884	63,208	2,211	143,771	1892	111,711	66,042	57,051
1885	64,382	4,242	139,673	1893	115,023	72,631	56,209
1886	73,467	7,144	145,308	1894	118,380	76,311	43,763
1887	84,645	13,062	119,799	1895	123,362	83,448	40,084
1888	89,874	22,510	105,735	1896	127,720	94,860	35,300
1889	95,384	32,673	88,558	1897	134,729	96,326	28,760
1890	101,771	42,491	73,743	1898	139,545	97,614	27,078

Whether the importations of China tea will be much further reduced must be treated as an open question. There are qualities of China tea which cannot be rivalled by the tea of India or Ceylon, and it is possible that those qualities will continue to be consumed by those who can afford to pay for them. A certain

quantity is also still used for blending with the stronger Indian and Ceylon teas. Whether the irreducible minimum is to be found in from 20 to 25 million pounds or in a much smaller quantity cannot be predicted.

Some complaint has been made of the difficulty of capturing foreign markets, and it has been suggested that it would be materially lessened or removed if the Indian currency standard were allowed to depreciate, so as to permit India to compete with and undersell China. Yet it is practically certain that even if the rupee were reduced to a gold value of sixpence, no sensible effect would be produced in the foreign markets which Indian tea is seeking to enter. The question is certainly not exclusively one of price, for Indian tea has always been more highly priced than China tea in the London market and the dislodgment of Chinese tea from the position it had acquired was effected as the outcome of prolonged endeavour based on other considerations than the single consideration of price. Success was achieved in the end, but the end did not come for twenty years although the Indian tea gardens have had all the advantages of being worked with capital from London, the owners of the capital being of course under an inducement to stimulate the use of their tea, while the tea was produced in a British dependency by men whose domestic and financial and commercial relations were cast exclusively in the United Kingdom where their tea was to be consumed. Things are very different in the other countries which Indian tea is seeking to enter. The consumers of tea there have no relations, either of blood or finance, with the growers of Indian tea and have therefore no special inducement to spread its use. Entering strange markets without any support but its own merits, it should be expected that the contest for supremacy must be longer in those countries than it was in the United Kingdom, for there the old vested interests in China tea were met by the new vested interests in Indian tea, while in the foreign markets there is no such collision. In some of those markets China tea is supreme, in others Japanese tea competes with it extensively, in others again Java tea holds the field. There are still others where tea from any country is not a popular beverage and coffee is in universal consumption. This is the case all over the European Continent with the exception of Russia, and perhaps to a small extent in Holland where Java tea is consumed. An illustration of the universal use of coffee is given in a recent Consular report from Hamburg from which it appears that in 1897 the people of Germany consumed *per capita* as much as 5 lbs.  $6\frac{1}{2}$  ounces of coffee and  $9\frac{3}{4}$  ounces of cocoa, while the consumption of tea was not quite  $1\frac{3}{4}$  ounces—briefly, for every pound of tea fifty pounds of coffee were consumed, and though the consumption of tea was increasing so was that of coffee, which is cheaper than tea on the European continent as well as in the United States. Probably in other countries the proportion is greater than one to fifty. The use of cocoa again in Germany increases much faster than the use of coffee and even in a tea-drinking community such as that of England the consumption of cocoa is increasing fast, as the figures of the imports testify. Between 1894 and 1898 the quantity of tea imported increased by 9·8 per cent, of coffee by 3·8 per cent, and of cocoa by 54 per cent. It is not to be wondered at then that the invasion of foreign markets is not a brilliant success the moment our teas are offered for sale there, or that the efforts to conquer those markets must be even more strenuous and persistent than those which were required to conquer the English market. The best of these markets lie in the United States, Russia, and Australia, and in all three Indian tea finds a competitor, not in existence when the contest with China began, in Ceylon tea.

## METALS.

The only important item in this class is *Manganese ore* in which an increasing trade began a few years ago. The trade was checked, however, last year and exports declined—only temporarily, it is to be hoped; but the ore has been found to exist in Chile in great quantity.

## CHEMICALS, DRUGS, NARCOTICS, AND DYES.

*Saltpetre*.—The trade in this article has fallen remarkably in the last three years, but it is subject to violent and frequent fluctuation:

	Cwt.	Rx.
1893-94 .	321,933	338,102
1894-95 .	352,985	411,365
1895-96 .	421,769	535,945
1896-97 .	528,452	572,164
1897-98 .	417,786	398,745
1898-99 .	365,256	349,344

The decline may be ascribed, as has been done, to the replacement of gunpowder by explosives into the composition of which saltpetre does not enter; or it may also be due to the substitution of borax for saltpetre in the preservation of meat and fish; or it may be that the decline is the outcome of temporary conditions of the market.

*Opium*.—There was a marked recovery from the depression of 1897-98—which was largely due to the stringency of money—in the quantity exported and in the price of Bengal opium. The recovery was perhaps partly due to the circumstance that the Chinese opium crop in the Yangtze valley was very poor. The number of chests exported was:

	From Bengal.	From Bombay.	Total.	Value. Rx.
1893-94 .	43,593	27,246	70,839	8,019,428
1894-95 .	39,778	29,056	68,834	9,064,665
1895-96 .	36,390	24,470	60,860	8,459,336
1896-97 .	39,527	22,731	62,258	8,022,923
1897-98 .	37,846	18,223	56,069	6,097,563
1898-99 .	41,169	25,959	67,128	7,126,009

## Average price—

	Bengal. Rs.	Bombay. Rs.
1891-92 .	1,059	1,152
1892-93 .	1,243	1,200
1893-94 .	1,110	1,167
1894-95 .	1,331	1,297
1895-96 .	1,387	1,394
1896-97 .	1,257	1,344
1897-98 .	1,029	1,209
1898-99 .	1,049	1,082

Of the exports 50,223 chests were shipped to China—31,406 to Hongkong and the rest to various Treaty ports direct. The Straits took 14,577 chests, and to Cochin 1,360 chests were sent.

*Tobacco*.—The exports of unmanufactured (leaf) tobacco are of a fluctuating kind. Last year they reached a comparatively high level (about 12½ million pounds), of which the principal destinations were Aden and the Straits. From



Aden this tobacco is distributed to Somáliland and Abyssinia. The export of cigars presents the encouraging feature of quick development, the exports last year amounting to 633,000 lbs., about one-third of which was shipped to the United Kingdom. The cigars made in Madras have also a wide outlet within Indian limits, and the industry has acquired respectable dimensions.

*Indigo.*—The cultivation of the plant is precarious, and the extent of the harvest is affected, in a greater degree than food-crops, by climatic considerations. The exports consequently vary very much from year to year, a good season being followed by large exports and a bad season by reduced exports. In former days, a reduced export brought its compensation to the owner of the dye in a higher level of price; but this is not always, or often, the case now. Since 1893, in which year a high level of price was attained for Bengal indigo, the price has tended constantly downwards, and in the last season the level was the lowest known. This was partly due to the fact that the quality of the indigo sold in Calcutta was not very good—for quality as well as quantity seems to be affected by the seasons—but perhaps in a greater degree to another cause. It is not now necessary that dyers should seek the finest indigo for fine fabrics, the progress of applied science having enabled them to utilise inferior qualities of indigo; hence the fine qualities of Bengal indigo now come into competition with the inferior kinds grown and manufactured by native planters in Upper India and Madras, as well as with the indigo grown in other countries. Moreover, as regards the commoner fabrics, the employment of mineral dyes has greatly interfered with the use of indigo; and recently much concern was created by the announcement that the great Baden factory had succeeded in producing synthetic indigo and was about to put it on the market in competition with the superior natural dye. The announcement was apparently premature, but in any case it did not help in the recovery of prices. The present season unfortunately has been very bad, following on two bad seasons, and the outlook for the industry is not as cheering as could be wished. The attention of planters is now being directed to methods which may secure greater economy and efficiency and increase the yield of dye from the plant; and certainly the necessity for such attention has been made clear.

The exports and prices have been as follow :

	Cwt.	Value. Rs.	Prices in Calcutta. Rs per maund.
1894-95 .	166,308	4,745,915	275
1895-96 .	187,337	5,354,511	275
1896-97 .	169,523	4,370,757	220
1897-98 .	133,849	3,057,402	200
1898-99 .	135,187	2,970,478	150

The indigo crop in Madras was in many places a failure and the exports restricted; there, as in Bengal, the trade is very fluctuating in its extent.

The exports from Calcutta and Madras have been as follow in the last five years (cwt.) :

	Calcutta.	Madras.
1894-95 .	106,830	44,974
1895-96 .	111,714	62,425
1896-97 .	109,001	43,680
1897-98 .	71,364	48,165
1898-99 .	81,779	42,760

## OILS.

The value of the trade rose to a level,—Rx. 800,887,—not approached in any previous year, for there was a recovery in all the important descriptions, very marked in the case of cocoanut oil.

Petroleum was exported from Burma to the Straits in much larger quantity than ever before, following on a year of depressed trade. Of that trade it was said in the last issue of this review by another writer that, "owing to the unfavourable exchange it nearly ceased." The exports, though the trade is small, are worth examination :

	Gallons.
1894-95 .	48,391
1895-96 .	315,118
1896-97 .	191,424
1897-98 .	15,563
1898-99 .	722,686

If the collapse of the trade in 1897-98 was, as stated, due to the unfavourable exchange of the year, there should have been an even greater collapse in the following year when exchange was still more unfavourable. The case affords an additional illustration of the danger of assigning to currency conditions fluctuations in trade which are always due to some other cause. In this particular case local conditions determine whether the mineral oil shipped from Burma shall be directed to Madras or to the Straits.

## RAW MATERIALS AND UNMANUFACTURED ARTICLES.

*Coal and Coke.*—It is satisfactory to note that while India requires a constantly diminishing supply of imported coal, there is a constantly increasing export of Indian coal. The trade is of recent creation, and, though still quite in its infancy, its development during the last five years is interesting :

	Tons.
1894-95 .	53,665
1895-96 .	80,923
1896-97 .	136,719
1897-98 .	212,855
1898-99 .	327,104

The coal finds its destination mainly in Ceylon (Colombo), the Straits (Singapore), and Aden, being used in each place to fill steamer bunkers. The coal exported forms but a very small proportion of the production, less than seven tons in the hundred leaving the country : the other 93 tons are consumed on railways, on river and coasting steamers, and in mills and factories.

*Cotton.*—This important trade oscillates rapidly and violently, an expanded or restricted trade following on the abundance or scantiness of the yield of the crop. The yield of the cotton crop last year was much larger than in either of the two preceding years, and the exports recorded in 1897-98 were further reduced by reason of the lateness of the crop, so that some of it was shipped from Bombay in 1898-99. These circumstances account for the material increase in the year. It is well too that a new customer for Indian cotton has presented himself in the Far East, for if the export trade had continued to be dependent

exclusively on European consumption, as was the case until Japan began to take our cotton, it would have contracted to relatively small dimensions. The extension of the cotton-spinning and weaving industry in that country has created a demand for Indian cotton which may be said to have become the dominant factor in the trade. Last year the shipments to Japan were about 36 per cent of all the exports, the other two-thirds being widely distributed in Europe.

The statistics of the export trade in the last decade are as follow :

	Cwt. (000 omitted).	Rx.
1889-90	6,320	18,668,404
1890-91	5,914	16,502,775
1891-92	4,425	10,754,312
1892-93	4,789	12,743,679
1893-94	4,789	13,296,670
1894-95	3,385	8,703,356
1895-96	5,248	14,090,193
1896-97	5,216	12,970,089
1897-98	3,723	8,871,313
1898-99	5,411	11,188,538

The destination of the cotton in the same period is stated in the table appended (cwt., 000 omitted):

	1889-90.	1890-91.	1891-92.	1892-93	1893-94.	1894-95.	1895-96.	1896-97.	1897-98.	1898-99.
Japan . . . . .	61	78	401	444	368	465	856	1,499	1,311	1,941
Germany . . . . .	486	810	745	915	1,022	692	994	871	586	857
Belgium . . . . .	942	907	670	684	824	468	748	631	394	614
Italy . . . . .	957	824	588	709	670	565	662	668	501	606
Austria-Hungary . . . . .	741	719	548	594	616	403	717	538	334	439
France . . . . .	635	689	509	537	472	269	465	382	177	363
China . . . . .	125	119	110	46	4	29	60	163	151	283
United Kingdom . . . . .	2,166	1,520	710	528	521	333	644	379	206	217

The changes in the course of the trade, as indicated by these figures, are interesting. At the beginning of the period England was still the country which took much the largest share of Indian cotton, not so much for local manufacture, for the competition of the Indian mills had already materially reduced the spinnings and weavings for which this short-stapled cotton was required, as for distribution to the Continent where the coarser goods are still made for wear by the peasantry and artisans. Gradually the shipments to England declined as direct communication was established with consumers on the Continent. Then Japan entered the market and speedily became a much larger consumer than any other country. As the Japanese mills increased their spinning capacity the demand in England for short-stapled cotton continued to decline, Japanese yarn and cloth of the coarser kinds gradually ousting English yarn and cloth of the same class in the markets of the Far East. Another reason for the contraction in the demand in Europe recently is to be found in the abundance of the supply from the United States, the abundance having so effectively reduced the price of the fibre as to make the employment of that cotton comparatively economical in supersession of Indian cotton. In the present year again, in face of a further abundant cotton crop in the United States, it is not probable that there will be any recovery from the low level to which prices have fallen. It is fortunate, considering the conditions which now prevail in the European market, that the Indian cultivator is

not dependent on that market, and that he has in the Indian and Japanese cotton mills good customers for a large proportion of his production. It has been argued that China produces cotton in large quantity and that the production is capable of such expansion that Chinese cotton will supply the demand of all the Chinese cotton mills still to be created, and thrust Indian cotton from the Japanese market. There seems, however, to be but a small proportion of evidence to a large proportion of assertion in this statement. It is not clear where there is to be found in China, convenient to the coast-line, any extensive area available and fit for cotton growing. In all such regions the land would seem to be sufficiently fully cultivated already for the supply of a teeming population. If there were such land available, it may be assumed that it would already have been placed under cotton, and that the Japanese would not continue to go so far afield as India for what they want, nor perhaps would the Chinese themselves continue to take Indian cotton. At the present moment Japan imports between three and four bales of Indian cotton for one bale of Chinese cotton. It is also apprehended that Japan may take American and discard Indian cotton, and there is doubtless some ground for this apprehension if the existing levels of prices should continue, a very improbable contingency, however. Up to the present at any rate the apprehension has little to support it in the facts, for in 1898 the imports of cotton into Japan from India represented 54 per cent of the whole, America supplying 32 per cent, and China 11 per cent.

*Hides and skins.*—This trade was placed under great difficulties in 1896-97 by the action of importing countries who dreaded the contagion of plague. In the following year there was a relaxation of precautions, and the large stock in hand following a year of famine was freely shipped in 1897-98, when the trade was extremely large. Last year it continued, trade generally being active and prosperous in Europe and the United States, on a high level though not so high as in 1897-98. Part of the increase in skins, however, was due to the substitution in exports to the United States of raw for tanned skins. The exports are :

	<i>Hides.</i>		<i>Skins.</i>	
	No.	Rx.	No.	Rx.
1892-93 .	6,739,740	1,761,469	8,477,905	876,703
1893-94 .	7,409,879	1,948,482	6,370,835	618,968
1894-95 .	2,050,886	2,088,918	7,674,551	790,658
1895-96 .	8,244,530	2,610,344	8,173,037	1,017,949
1896-97 .	7,427,943	2,541,044	6,310,988	693,532
1897-98 .	10,072,470	3,374,932	9,842,409	1,119,365
1898-99 .	8,864,329	2,948,475	10,667,448	1,206,609

*Jute.*—The exports of this fibre fluctuate strictly in accordance with the dimensions of the crop. The exports of 1897-98, which were on a far larger scale than had been known before, were followed by an extremely contracted export. The crop varies according to the season, and also according to the price received by the cultivator. If prices are not as good as in his judgment they ought to be, and rice is being sold at a good price, he places more land under rice and less under jute, and in the same way when conditions change he returns to jute. This, with an adverse season, is the explanation of the small trade in jute. Last year's crop was estimated at only 4,154,000 bales, the yield of the preceding year having been estimated at 6,189,000 bales. In the present year there has been a recovery in the price of jute and a fall in the price of rice,

but the estimates of the crop are again unfavourable, and it is not possible to say therefore that there will be a much larger export of the fibre. The exports in the decade have been as follows (cwt., 000 omitted) :

	Cwt.	Rx.
1889-90 .	10,256	8,639,861
1890-91 ..	11,986	7,602,010
1891-92 .	8,532	6,848,493
1892-93 .	10,537	7,944,223
1893-94 .	8,690	8,524,130
1894-95 .	12,977	10,575,977
1895-96 .	12,267	9,992,861
1896-97 .	11,464	10,550,577
1897-98 .	15,023	10,129,992
1898-99 .	9,864	6,941,245

About half the jute exported is shipped to the United Kingdom ; Germany, and, following Germany at a long distance, the United States, take the largest share of the other half. The quantities taken by France and other Continental countries are relatively unimportant, while only trifling quantities are sent to other parts of the world.

*Seeds.*—The exports in the last decade have been :

	Cwt. (000 omitted.)	Rx.
1889-90 .	15,795	10,627,553
1890-91 .	14,799	9,343,252
1891-92 .	19,164	12,208,458
1892-93 .	16,509	11,631,015
1893-94 .	24,229	16,753,251
1894-95 .	20,887	14,201,520
1895-96 .	13,672	9,717,431
1896-97 .	11,398	8,011,680
1897-98 .	12,553	8,594,100
1898-99 .	19,280	11,847,194

This important trade recovered during the year from the depression caused by three years of indifferent or bad harvests, and approximated to the average of previous fair years. But there is room for improvement ; neither linseed nor rapeseed has reached the dimensions which the trade attained in former years, and the trade in earthnuts, which but recently seemed full of promise, has practically ceased in the last two years, the combination of disease and bad seasons having caused the crops to fail miserably in Madras and be extremely bad in Bombay. The quantity of each description of oilseed exported—that is, of the principal kinds—is stated below (cwt., 000 omitted) :

	1893-94.	1894-95.	1895-96.	1896-97.	1897-98.	1898-99.
Castor . . .	1,108	1,175	1,048	998	1,059	1,210
Earthnuts . . .	1,537	2,267	1,118	486	45	88
Linseed . . .	10,245	9,016	5,629	5,350	4,683	8,827
Poppy . . .	846	586	738	865	778	871
Rape . . .	7,319	4,754	2,250	1,889	3,560	4,789
Til or jinjili . . .	2,424	2,325	2,461	1,587	2,011	3,070

*Silk.*—This is one of the exceptions to the general resumption of activity in trade last year, and it is becoming increasingly difficult to resist the conclusion

that the trade is in a decadent condition, unable to find an expanding place in a market which is amply supplied with raw silk from France, Italy, the Levant, China, and Japan, in every case, it must be admitted, of better quality than Bengal silk. It is said that Bengal silk is in demand, but it is unfortunate that the production of that silk is falling away in consequence of the prevalence of disease. This has happened before in other parts of India, completely destroying a promising trade, and it is a matter in which the active intervention of the State is warranted and expedient. The course of the trade in the last six years has been (lbs., 000 omitted) :

	Reeled.	Chasam (waste).	Cocoons.	Total value in Rs.
1893-94 .	613	1,081	77	698,099
1894-95 .	511	794	26	502,009
1895-96 .	708	1,072	12	642,169
1896-97 .	595	899	1	511,661
1897-98 .	622	1,038	2	514,850
1898-99 .	513	1,046	5	458,003

*Teak timber.*—This trade has been active and prosperous in the last two years, the dimensions and value having largely exceeded those of the preceding four years. This expansion may be assigned mainly to the continued demand in shipbuilding yards, State and private, which have never been so actively employed as in the last year or so, and partly to successful competition with Siamese teak, which has been found of undesirable quality while the quantity obtainable at reasonable prices is limited, owing to forest mismanagement. The trade in Indian teak is :

	Cubic tons.	Rs.
1894-95 .	56,495	570,130
1895-96 .	63,516	670,974
1896-97 .	64,221	686,483
1897-98 .	81,866	954,652
1898-99 .	77,376	954,802

*Wool.*—The recovery of the trade in 1897-98 was not maintained, and the exports of last year declined under the discouraging influence of a low level of prices in England, whither our wool is sent. This trade has been greatly affected by the troubles arising out of the prevalence of plague :

	lbs. (000 omitted.)	Rs.
1894-95 .	31,150	1,376,850
1895-96 .	31,042	1,355,108
1896-97 .	28,433	1,241,497
1897-98 .	30,893	1,356,537
1898-99 .	27,978	1,253,483

*Other raw material.*—Of a number of relatively small items in this group the value is stated below (in Rs) :

	1896-97.	1897-98.	1898-99.
Bristles . . . . .	93,734	104,434	107,030
Caoutchouc . . . . .	89,849	84,478	122,362
Oilcake . . . . .	191,767	138,373	153,056
Rice-bran . . . . .	255,551	268,490	244,166
Hemp . . . . .	231,118	193,314	218,120
Horns . . . . .	167,324	155,782	157,106
Animal bones . . . . .	411,303	391,125	403,563
Mica . . . . .	115,336	106,857	80,835

## ARTICLES MANUFACTURED AND PARTLY MANUFACTURED.

The following figures indicate the relative proportions of each principal class of manufactures in the last five years (Rx) :

	1894-95.	1895-96.	1896-97.	1897-98.	1898-99.
Cotton yarn and goods . . . . .	7,148,679	8,344,587	8,496,474	8,151,338	7,788,470
Jute goods . . . . .	4,210,834	4,747,443	5,213,930	5,930,856	5,708,359
Tanned hides and skins . . . . .	3,680,364	4,011,185	3,766,794	3,823,237	3,294,135
Lac . . . . .	1,394,908	1,826,206	1,383,245	1,060,664	856,492
Coir goods . . . . .	222,461	313,126	240,031	273,419	298,455
Woollen goods . . . . .	151,342	182,885	202,032	223,899	229,285
Apparel . . . . .	178,169	208,283	190,790	164,135	151,928
Silk goods . . . . .	167,198	183,399	159,841	126,041	128,189

In none of the first four classes in the list was the trade of last year equal to that of 1897-98, these four being the only classes of importance in the group of manufactured articles.

*Cotton yarn and goods.*—The exports of yarn during the year were on a very large scale, but prices maintained a downward tendency, following on a fall in the preceding year. In piece-goods the conditions were different, the exports being smaller and prices higher; the exports were indeed smaller than in any year of the preceding ten years, with one exception. This trade is of much smaller importance than the trade in yarns, the value of the latter representing six or seven times the value of piece-goods. As long as the consumer prefers to take the yarn spun in the Indian mills and weave it by hand, there is not much hope for expansion in the exports of woven cloth. This is the case in China, to which most of our shipments of yarn are sent. China is, and probably will remain, a comparatively limited market for Indian cloth, which is most largely bought on the eastern coast of Africa, the coasts of the Persian Gulf and Red Sea, Ceylon, and the Straits. In these regions, and especially on the African, Arabian, and Persian coasts, mill-woven goods from Bombay should find an expanding market where no effective competition is likely to arise among people who do not weave for themselves, whose ordinary raiment is the stout stuff woven in Bombay from short-stapled Indian cotton. The reconquest and pacification of the Soudan and the construction of the Uganda railway afford good opportunities to the Bombay millowner and trader for pushing their cottons in those regions, and it may be anticipated that in a few years hence the trade will attain materially larger proportions, especially if the Indian population in those regions should increase. The exports to Natal, for instance, are increasing owing to the presence of the Indian coolies there; and of the existing trade in piece-goods a large proportion—but little less than half the value—is done in the export of dyed and printed cloth from Madras to the Straits and Ceylon for wear by the Madras coolies in those colonies.

The extent of the trade in yarns and piece-goods, and the destinations of the articles, are stated in the tables appended :

	Yarn.		Rx.	Piece goods.		Rx.
	lbs (000 omitted.)			Yards. (000 omitted.)		
1889-90 . . . . .	141,950	5,748,732	1889-90 . . . . .	59,462	911,179	
1890-91 . . . . .	169,275	6,543,364	1890-91 . . . . .	67,639	1,040,414	
1891-92 . . . . .	161,253	5,771,033	1891-92 . . . . .	73,351	1,132,182	
1892-93 . . . . .	189,175	6,773,482	1892-93 . . . . .	79,678	1,222,349	
1893-94 . . . . .	134,066	4,974,133	1893-94 . . . . .	72,715	1,173,698	
1894-95 . . . . .	158,854	5,672,024	1894-95 . . . . .	85,644	1,371,838	
1895-96 . . . . .	184,362	6,730,836	1895-96 . . . . .	92,662	1,498,963	
1896-97 . . . . .	195,996	7,173,108	1896-97 . . . . .	74,577	1,203,845	
1897-98 . . . . .	199,946	6,966,832	1897-98 . . . . .	62,252	1,064,889	
1898-99 . . . . .	219,624	6,603,088	1898-99 . . . . .	60,619	1,058,383	

*Principal Countries to which exported.*

	Yarn, lbs. (000 omitted.)				Piece-goods, yards, (000 omitted.)			
	1895-96.	1896-97.	1897-98.	1898-99.	1895-96.	1896-97.	1897-98.	1898-99.
China . . . . .	174,710	186,073	189,472	208,976	21,492	14,506	4,802	4,361
Straits . . . . .	3,964	4,634	4,440	5,121	7,588	7,302	6,765	7,923
Aden . . . . .	1,573	1,551	2,053	1,687	15,345	11,498	14,921	11,593
Asiatic Turkey . . . . .	734	1,199	943	1,405	3,034	2,948	1,803	2,112
Arabia . . . . .	511	463	533	610	3,506	2,711	2,786	2,061
Persia . . . . .	993	748	1,145	1,319	1,689	1,678	1,240	913
East Coast of Africa . . . . .	115	82	138	120	26,840	25,546	18,829	20,035
Ceylon . . . . .	46	89	103	126	6,823	5,523	7,737	7,066
Mekran and Sonmiani . . . . .	1	1	...	3	1,731	858	1,146	1,046

The spinning and weaving industry in India continues to expand from year to year, although there are complaints of absence of profit. These complaints, however, may be said, speaking generally, to be restricted to mills which are not well managed or which are worked on the vicious basis of allowing to the firms which finance them a remuneration in the form of a specific sum for each pound of yarn or cloth produced. This arrangement cannot be expected to benefit the shareholders of the mill concerned, nor can it be expected that the overstocking of markets and inevitable fall in prices can benefit the industry generally. The system continues to exist only because there is such a scarcity of capital in India to put into industrial enterprise. Still, notwithstanding such drawbacks and difficulties, so vast is the internal and external market commanded by the mills, and so great are the advantages they possess in cheap raw material, cheap labour, and proximity to markets, that the industry must continue to expand as it has done in the past. The progress made since the closure of the mints, which was to be the ruin of the industry, is apparent from the figures below from which it will be seen that there were considerable additions in the year to the number of mills, spindles, and looms. If the rate at which expansion has hitherto proceeded is maintained,—and it is probable that it will be exceeded—India should possess at least 240 mills in another ten years.

	Mills.	Spindles.	Looms.
1893-94 . . . . .	137	3,539,681	29,392
1894-95 . . . . .	143	3,711,669	34,161
1895-96 . . . . .	147	3,844,307	37,278
1896-97 . . . . .	154	3,975,719	37,303
1897-98 . . . . .	163	4,210,756	36,946
1898-99 . . . . .	176	4,445,233	37,520

But though much of the complaint of absence of profit may be traced to bad arrangements, it is unfortunately true that the industry in Bombay, where the bulk of it is concentrated, has been seriously harassed by the conditions resulting from the continuance of plague, especially in regard to labour, and it is creditable to the mill-owning community that their energy has prevented more serious disorganisation than has actually occurred. In the face of very grave difficulties the production of the mills has continued to increase through all the time of trouble, as the figures appended testify :

	Yarn (lbs.).	Woven goods (lbs.). (incomplete figures).
1895-96 . . . . .	430,472,000	81,415,000
1896-97 . . . . .	419,196,000	88,026,000
1897-98 . . . . .	453,659,000	98,658,000
1898-99 . . . . .	502,617,000	



These figures relate only to mills in British India. Adding to them the production of mills in native territory the production last year was represented by 512,372,000 pounds of yarn and 101,685,000 pounds of woven goods.

It appears that in the last two years something less than half the production of yarn—say 44 per cent—was exported, chiefly to China. The competition of China in the spinning of yarn is as yet of no significance, Her Britannic Majesty's Consul General at Shanghai reporting a few months ago that the number of spindles was only 313,000, that the industry had done so badly that there was a temporary stoppage during the autumn, and that most of the mills had abandoned night work. The competition of Japan is distinctly more serious, that country having possessed at the end of 1898 1,108,404 spindles. But if Indian spinners complain of competition, similar complaints are made by the Chinese and Japanese spinners, and in both countries the industry is reported to have done very badly. In Japan, the millowners, as in China, had to work short time, stopping work for four days every month, and to appeal to the Government for financial aid in loans at easy rates, complaining of the high rates of interest they were compelled to pay in competition with China and India. If therefore the Indian millowners think they have reason to complain of hard times, the reason does not lie in prosperity filched from them by competitors in the Far East. On the question of permanent success in the competition with Japan there can be no serious doubt that India with her cotton fields outside the doors of the mills can hold her own against a country which is under the disadvantage of importing the cotton required and has no special compensating advantages.

The yarn produced in India is, all but a small proportion, of the coarser counts or numbers, thus :

	lbs.
Nos. 1 to 10 . . . . .	144,439,000
„ 11 to 20 . . . . .	296,825,000
„ 21 to 30 . . . . .	55,530,000
„ 31 and upwards . . . . .	5,823,000

Of No. 31 and higher counts, four-fifths are spun in the Bombay mills.

Similarly the goods woven are mainly of the coarser kinds, woven from yarn of low counts :

	lbs.
Shirtings and longcloths . . . . .	26,792,000
Dhutis . . . . .	20,265,000
T-cloths, domestics, and sheetings . . . . .	19,575,000
Chádars . . . . .	10,397,000
Other grey goods . . . . .	10,617,000

*Jute.*—The value of the exports of manufactured jute in the last ten years has been :

	Rx.
1889-90 . . . . .	2,791,242
1890-91 . . . . .	2,481,961
1891-92 . . . . .	2,513,100
1892-93 . . . . .	3,237,993
1893-94 . . . . .	3,441,787
1894-95 . . . . .	4,210,834
1895-96 . . . . .	4,747,443
1896-97 . . . . .	5,213,930
1897-98 . . . . .	5,930,856
1898-99 . . . . .	5,798,359

The small decline was due to a restriction in the trade in bags, the exports of cloth having increased to meet the demand caused by the very large amount of cotton to be baled in the United States. There is said to be a movement on foot in Brazil for the substitution of cotton for jute in the bagging of coffee. It is said that jute is not so suitable as cotton for the purpose, but the purpose of the movement lies in the encouragement of the Brazilian cotton-grower. The movement will probably come to nothing, but anything of the kind merits attention.

Though there was a restriction in the foreign demand for bags, the internal demand for those articles was large in consequence of the active export of wheat and seeds, and the consignments of jute goods from Calcutta by rail were about forty per cent in excess of those of the preceding year. It was not, however, a profitable year for the mills, which were affected by disorganisation of labour when plague broke out in Calcutta. The mills indeed agreed about the end of the year to work short time, and then disagreed. However, it is understood that capitalists are not discouraged by the claims of labour for higher wages, and that a large mill is to be added to those now in existence. Although the year was not a good one more money was put into the industry and additions were made to its productive capacity :

	1897-98.	1898-99.
Nominal Capital Rx . . . . .	4,605,000	4,955,000
Looms . . . . .	13,245	13,469
Spindles . . . . .	274,907	280,942

The exports of gunny-bags and cloth have been as follow :

	Bags (No. millions).	Cloth (million yards).
1889-90 . . . . .	97'41	37'14
1890-91 . . . . .	98'75	29'85
1891-92 . . . . .	106'25	37'29
1892-93 . . . . .	123'97	40'06
1893-94 . . . . .	131'27	69'67
1894-95 . . . . .	143'44	103'12
1895-96 . . . . .	168'25	114'18
1896-97 . . . . .	165'95	169'41
1897-98 . . . . .	197'62	242'95
1898-99 . . . . .	180'90	280'38

The principal consuming countries for gunny-bags are :

	(Millions.)
United Kingdom . . . . .	38'49
Australia . . . . .	31'72
Straits Settlements . . . . .	24'24
United States . . . . .	23'79
Chilé . . . . .	13'64
Egypt . . . . .	8'87
Germany . . . . .	6'86
China . . . . .	4'69
Belgium . . . . .	3'84
Asiatic Turkey . . . . .	3'51
Hawaii . . . . .	3'28
Cape Colony . . . . .	3'14
European Turkey . . . . .	2'83
Natal . . . . .	2'46

The principal countries which take gunny cloth are :

	Million yards.
United States . . . . .	195'66
Argentina . . . . .	44'29
United Kingdom . . . . .	20'41
Uruguay . . . . .	4'12
China . . . . .	3'98
Germany . . . . .	3'59
Australia . . . . .	3'54

*Woollen goods.*—This trade, which consists mostly of carpets and rugs, is as yet small, but its expansion has been effected somewhat rapidly ; and it seems probable that it may further expand and compensate for the loss of the export trade in silk manufactures which is in a decadent condition. But few people, even among the natives of India, prefer Indian to European or Japanese silks, but everybody likes and desires to possess a good Indian carpet. The trade in carpets and rugs has advanced as follows :

	Rx.
1894-95 . . . . .	115,634
1895-96 . . . . .	154,153
1896-97 . . . . .	182,392
1897-98 . . . . .	203,704
1898-99 . . . . .	202,346

*Tanned hides and skins.*—The exports are :

	Cwt.	Rx.
1894-95 . . . . .	315,035	3,680,364
1895-96 . . . . .	367,721	4,011,185
1896-97 . . . . .	341,726	3,766,794
1897-98 . . . . .	366,195	3,823,237
1898-99 . . . . .	297,447	3,294,135

It is stated in Madras, where the bulk of this trade is carried on, that the demand in the United States for tanned skins has been reduced and transferred to the untanned article, which is tanned in the States by a new process. If this is so, it will be unfortunate for the tanners of Southern India.

*Lac.*—In this violently fluctuating and speculative trade, the very large exports of three years were followed by a relatively contracted trade last year :

	Cwt.	Rx.
1893-94 . . . . .	121,417	952,149
1894-95 . . . . .	159,238	1,394,908
1895-96 . . . . .	201,671	1,826,206
1896-97 . . . . .	203,757	1,383,245
1897-98 . . . . .	216,462	1,060,664
1898-99 . . . . .	178,083	856,492

The other manufactured articles which India exports are of no special importance. The larger of these are specified below, with their value (Rx) :

	1896-97.	1897-98.	1898-99.
Coir . . . . .	240,031	273,419	298,455
Apparel . . . . .	190,790	164,136	151,928
Silks . . . . .	159,841	126,041	128,189

*General distribution of the export trade.*—The total value of the exports of Indian produce and manufactures in the last four years was thus distributed among the principal countries with which the trade is carried on :

	1895-96.		1896-97.		1897-98.		1898-99.	
	Rx.	Per cent.	Rx.	Per cent.	Rx.	Per cent.	Rx.	Per cent.
1. United Kingdom .	35,000,899	= 31'9	31,646,304	= 31'7	29,196,201	= 31'1	32,006,018	= 29'3
2. China . . . . .	13,778,103	12'6	13,681,925	13'7	12,082,642	12'9	12,707,913	11'6
3. Germany . . . . .	8,054,374	7'3	7,535,579	7'5	7,181,595	7'6	8,245,806	7'5
4. France . . . . .	8,664,871	7'9	6,355,496	6'4	5,627,199	6	7,815,970	7'1
5. Egypt . . . . .	5,175,741	4'7	4,853,561	4'8	3,947,339	4'2	6,847,080	6'3
6. Straits Settlements .	5,845,931	5'3	5,007,998	5	4,293,598	4'6	5,644,409	5'2
7. United States . . .	5,907,555	5'4	4,813,706	4'8	5,874,709	6'3	5,384,191	4'9
8. Japan . . . . .	2,789,436	2'5	4,075,886	4'1	4,157,981	4'4	5,215,587	4'8
9. Belgium . . . . .	3,941,490	3'6	3,052,888	3'1	3,027,958	3'2	4,742,180	4'3
10. Ceylon . . . . .	3,500,082	3'2	3,109,983	3'1	3,997,789	4'3	4,207,212	3'8
11. Italy . . . . .	3,122,050	2'8	3,027,963	3	2,674,166	2'8	3,305,053	3
12. Austria-Hungary .	3,344,489	3'5	2,496,685	2'5	2,101,259	2'2	2,087,180	1'9
13. Australia . . . . .	1,213,368	1'1	1,178,876	1'2	1,235,866	1'3	1,281,956	1'2
14. South America . .	1,182,021	1'8	1,436,142	1'4	1,712,047	1'8	1,274,553	1'2
15. Mauritius . . . . .	1,022,737	1	1,125,926	1'1	1,124,202	1'2	1,271,087	1'2

The division of the trade with Europe between the United Kingdom and the Continent was Rx. 32,006,000 to the former, and Rx. 27,124,000 to the latter, last year ; an increase of 9'6 per cent on the preceding year's trade for the United Kingdom and of 26'7 per cent for the Continent.

## PART V.

## Trade with Countries.

The trade of India with the world, in merchandise imported and exported, was distributed as follows in the last five years (Rx, 000 omitted) :

	1894-95.	1895-96.	1896-97.	1897-98.	1898-99.
Europe . . . . .	120,510	122,366	116,851	109,071	117,645
Africa and adjacent islands . . . . .	10,624	10,937	10,807	9,251	13,089
Asia . . . . .	37,382	40,343	38,465	37,716	40,473
America . . . . .	8,892	8,481	7,943	9,194	8,282
Australia . . . . .	1,574	1,452	1,612	1,571	1,613
<b>TOTAL</b>	<b>178,982</b>	<b>183,579</b>	<b>175,708</b>	<b>166,804</b>	<b>181,102</b>

The trade with Europe was about 65 per cent, and with Asiatic countries about 22 per cent, of the whole, last year.

In the appended list are enumerated the countries with which our trade last year was two millions of Rx and upwards (values in Rx, 000 omitted) :

	1894-95.	1895-96.	1896-97.	1897-98.	1898-99.	
1. United Kingdom . . . . .	84,940	83,304	82,914	76,665	79,886	
2. {	China—Hongkong . . . . .	9,882	9,967	9,799	8,987	9,230
	" Treaty Ports . . . . .	5,476	6,788	6,168	4,931	5,316
	Total of China . . . . .	15,358	16,755	15,967	13,918	14,546
3. Germany . . . . .	9,455	10,412	9,855	9,623	9,983	
4. France . . . . .	9,542	9,657	7,288	6,526	8,858	
5. Straits Settlements . . . . .	7,732	8,285	7,172	6,273	7,980	
6. Egypt . . . . .	4,951	5,458	5,077	4,161	6,991	
7. Belgium . . . . .	5,662	6,683	5,463	5,324	6,980	
8. United States . . . . .	6,949	7,053	6,235	7,307	6,750	
9. Japan . . . . .	1,970	3,237	4,642	4,708	5,783	
10. Ceylon . . . . .	3,902	4,214	3,927	5,170	5,012	
11. Austria-Hungary . . . . .	3,637	4,675	3,991	4,253	4,526	
12. Italy . . . . .	3,338	3,561	3,535	3,198	3,877	
13. Mauritius . . . . .	3,363	2,956	3,036	2,881	3,286	
14. Russia . . . . .	1,488	2,269	2,446	2,290	2,183	
15. Persia . . . . .	3,175	2,587	2,022	2,096	2,146	
16. Arabia . . . . .	1,755	1,830	1,586	1,674	2,000	

It should be noted that the places assigned in the foregoing list to some of the European countries would perhaps need revision if we knew the destinations of the exports shipped to Egypt.

The trade last year, in merchandise and treasure, with countries under a gold standard amounted to 170 millions of Rx, being 82.4 per cent of the aggregate trade. The value of trade with silver standard countries was Rx. 36.4 millions, being 17.6 per cent of the whole. Amongst the gold standard countries are classed those which work with the Indian currency system, Aden, Ceylon, Mauritius.

*United Kingdom.*

Imports amounted to Rx. 47 millions last year, a small increase on the trade of the preceding year. In this part of the trade with European countries the United Kingdom continues predominant, for the imports from Continental countries represent the relatively small sum of Rx. 10½ millions only. The relative

proportions of the imports into India from the United Kingdom and from other European countries are stated in the figures below, which indicate that, though imports from two or three Continental countries have expanded rapidly, the increase in the aggregate is slow, and it should be noted that much of the increase in the value of imports from the Continent is due to the trade in beet sugar, in which the United Kingdom has no place (millions of Rx):

	<i>From United Kingdom.</i>	<i>From other European countries.</i>
1895-96 . . . . .	47·16	10·10
1896-97 . . . . .	50·30	10·03
1897-98 . . . . .	46·45	10·84
1898-99 . . . . .	47·03	10·57

In the export trade the Continent has a much larger share, due to the creation of new trade as well as to the diversion to direct lines of trade which was formerly carried by way of the United Kingdom (millions of Rx):

	<i>To United Kingdom.</i>	<i>To other European countries.</i>
1895-96 . . . . .	36·14	28·96
1896-97 . . . . .	32·62	23·90
1897-98 . . . . .	30·21	21·57
1898-99 . . . . .	32·85	27·18

The bulk of the imports (about 56 per cent of them) from the United Kingdom consists of cotton yarn and woven goods. The conditions of the trade in these articles have already been discussed, and, as they are practically all imported from the United Kingdom, it is unnecessary to notice the fluctuations again.

Of the other principal articles imported from the United Kingdom, as enumerated in the list appended, it may be said that two items present manifest symptoms of decline—coal and silks. English coal is being gradually superseded by Indian coal, while a larger direct trade in French and Italian silks, combined with the energetic impulse which has been given to Japanese silks, has greatly reduced the trade from England. The imports of copper have been temporarily affected in the last three years, for the reasons stated elsewhere in this paper. The level of the other articles has either been maintained or raised. The increase in railway materials is particularly noticeable, and one is inclined to ask, in view of such an extensive and expanding trade, what is the meaning of the recent agitation over a small order for railway bridgework given in the United States. The figures below are Rx:

	1894-95.	1895-96.	1896-97.	1897-98.	1898-99.
Apparel . . . . .	820,953	889,248	871,033	779,896	824,460
Coal . . . . .	1,392,395	1,356,895	821,577	488,381	607,031
Chemicals, drugs, medicines and narcotics, and dyes . . . . .	842,299	912,340	802,854	882,314	823,167
Hardware and cutlery . . . . .	1,093,809	1,167,315	1,212,738	1,158,370	1,108,078
Liquors . . . . .	1,071,003	1,231,871	1,174,017	1,132,749	1,171,112
Machinery . . . . .	2,411,592	3,187,817	3,466,746	2,817,221	3,013,673
Copper . . . . .	1,205,595	1,524,676	614,389	997,542	833,300
Iron and steel . . . . .	1,811,239	2,444,794	2,424,900	2,712,552	2,139,082
Provisions and oilman's stores . . . . .	686,269	717,656	675,620	684,213	657,964
Railway plant and rolling stock . . . . .	1,550,493	1,504,380	2,548,507	2,727,112	2,787,238
Salt . . . . .	536,885	433,724	393,463	568,145	430,735
Silk manufactures . . . . .	309,092	560,019	319,185	264,703	287,383
Woollen manufactures . . . . .	938,099	939,644	1,138,460	830,584	1,064,248

The principal articles in the export trade, and their values (Rx) in the last five years, are :

	1894-95.	1895-96.	1896-97.	1897-98.	1898-99.
Coffee . . .	1,042,064	1,059,854	833,370	835,354	1,136,254
Cotton . . .	768,372	1,564,895	887,859	423,545	411,884
Indigo . . .	1,480,495	1,867,093	1,654,075	653,274	717,540
Rice . . .	1,869,152	2,076,995	1,609,940	1,100,527	2,090,367
Wheat . . .	1,785,386	2,344,999	656,871	929,551	4,532,385
Hides and skins .	3,037,385	3,444,619	3,344,332	3,610,152	3,154,866
Jute . . .	5,877,092	6,252,769	6,435,704	5,816,362	3,767,177
Jute manufactures	801,019	733,998	880,725	932,996	923,180
Lac . . .	800,617	987,829	784,523	511,880	341,080
Linseed . . .	2,597,134	1,727,559	1,309,350	1,326,043	2,046,810
Sugar . . .	437,384	491,718	599,056	188,764	122,790
Tea . . .	6,971,046	6,938,179	7,483,365	7,455,084	7,319,213
Wool . . .	1,343,185	1,310,336	1,219,728	1,335,933	1,228,762

Detailed observation on the course of trade in these articles is unnecessary, for the fluctuations are in no case dependent on conditions special to the United Kingdom, and the remarks elsewhere on the general course of the Indian export trade apply to the exports to the United Kingdom.

The extent to which England dominates the commercial relations of India is evident from the fact that 44 per cent of the whole of our imports and exports of merchandise are imports from and exports to the United Kingdom, while the vessels engaged in carrying goods to and from India fly the British flag to the extent of between 84 and 85 per cent of the whole carrying capacity of the vessels which enter Indian ports.

#### *Austria-Hungary.*

The principal articles in the trade and their value (in Rx) are :

<i>Imports.</i>	1896-97.	1897-98.	1898-99.	<i>Exports.</i>	1896-97.	1897-98.	1898-99.
Apparel . . .	160,632	136,380	166,720	Cotton . . .	1,369,696	792,220	906,434
Cotton yarn . . .	52,939	48,087	45,449	Indigo . . .	338,926	255,918	259,895
„ manufactures .	200,286	173,417	222,324	Hides and skins .	226,042	367,195	296,300
Glass and glassware .	166,797	132,701	179,909	Jute . . .	238,399	382,263	243,224
Hardware and cutlery .	99,207	89,085	71,041	Seeds (chiefly til and linseed) .	150,149	107,652	192,447
Paper . . .	100,321	83,806	87,098				
Sugar . . .	131,379	1,044,532	1,084,884				
Woollen goods . . .	197,291	95,975	162,555				

The one important article imported is sugar, and this has very rapidly risen to extremely large dimensions. In 1894-95 the quantity imported was only 7,000 cwt.; in 1896-97 we received 115,000 cwt.; in the following year the quantity was multiplied eight times, the imports reaching about 946,000 cwt.; and last year they exceeded a million cwt. (1,063,737). The stimulus given to the trade by the closing of the American market to Austrian sugar, under the operation of a tariff law imposing duties to countervail the bounties, was so great that German beet sugar, which had been imported in increasing quantities, was compelled to withdraw from competition. The field was then left clear for Austrian

sugar, but it is not possible to say now whether the trade was capable of still further expansion or had reached possible limits, for towards the end of the year India adopted the example of the United States and imposed countervailing duties. What the effect of these may be in diminishing imports cannot as yet be said; during the first quarter of the present year the imports of sugar from Austria have somewhat declined, from Germany they have sunk to a low level, and from Mauritius they have increased. But it is premature to infer that the conditions of such a short period are the result of the duties; they may be simply a temporary reaction from an overdone trade, and all that can be said with any assurance at present is that the duties have increased to the consumer the price of all sugar, whether imported or produced in India.

The value of sugar represented not much less than half of the aggregate value of imports from Austria last year. There was, until sugar came into the market, no indication of an increase in imports from that country, nor is there any indication of an increase in the exports thither. The values of both are (in Rx) :

1893-94	.	1,371,383	2,949,448
1894-95	.	1,194,115	2,443,366
1895-96	.	1,324,871	3,350,506
1896-97	.	1,487,788	2,503,463
1897-98	.	2,146,793	2,105,849
1898-99	.	2,428,375	2,097,513

#### *Belgium.*

The principal articles in the import and export trade, and their values, are (in Rx) :

<i>Imports.</i>	1896-97.	1897-98.	1898-99.	<i>Exports.</i>	1896-97.	1897-98.	1898-99.
Iron . . . . .	715,373	596,983	559,046	Cotton . . . . .	1,578,643	910,037	1,243,724
Steel . . . . .	430,449	536,377	448,485	Seeds . . . . .	1,058,944	1,661,826	2,117,133
Aniline and alizarine dyes . . . . .	360,516	309,629	294,030	Wheat . . . . .	23,522	75,993	986,102
Copper . . . . .	120,070	106,565	101,539	Hemp . . . . .	92,975	81,004	111,457
Glass, chiefly sheet and other ware . . . . .	126,434	92,898	104,312	Gunny-bags . . . . .	75,834	87,174	67,480
Hardware and cutlery . . . . .	48,250	68,735	68,263				
Candles . . . . .	30,573	33,515	20,859				
Earthenware and porcelain . . . . .	41,834	46,787	41,190				
Matches . . . . .	23,189	47,398	57,017				
Paints and colours . . . . .	37,444	18,251	29,964				
Paper . . . . .	44,686	28,665	30,204				
Silk goods . . . . .	49,792	31,677	59,577				

The imports from Belgium do not appear to be able to keep up to the level which they reached four years ago, and in the three most important articles—the first three on the list—there is a more or less considerable decline. It is satisfactory to know that Indian candles and cheap English paper are competing successfully with candles and paper from Belgium and other Continental countries. The aggregate value of imports and exports is (Rx) :

	Imports.	Exports.
1893-94	2,053,276	5,726,972
1894-95	1,866,364	3,795,543
1895-96	2,729,646	3,953,231
1896-97	2,403,702	3,059,584
1897-98	2,284,839	3,039,238
1898-99	2,230,432	4,749,211



*France.*

The imports and exports are (Rx) :

<i>Imports.</i>	1896-97.	1897-98.	1898-99.	<i>Exports.</i>	1896-97.	1897-98.	1898-99.
Apparel, including millinery . . . . .	199,424	147,742	191,386	Coffee . . . . .	513,243	472,519	426,469
Clocks and watches . . . . .	64,377	50,708	72,922	Cotton . . . . .	974,494	433,609	760,134
Saffron . . . . .	37,877	59,329	49,707	Indigo . . . . .	338,438	256,292	215,738
Glass beads and false pearls . . . . .	42,560	24,137	29,163	Wheat . . . . .	100,797	198,485	1,710,678
Spirit, chiefly brandy . . . . .	147,780	176,328	186,504	Hides and skins . . . . .	228,841	316,455	190,781
Wines . . . . .	66,031	62,153	60,420	Jute . . . . .	595,040	323,575	330,844
Metals . . . . .	37,016	33,581	33,466	Seeds . . . . .	2,841,289	2,843,749	3,641,597
Silk goods . . . . .	129,844	77,319	201,219	Silk, raw . . . . .	299,737	223,521	271,437
Cotton goods . . . . .	23,096	36,494	68,435				

And the totals of the trade are (Rx) :

	<i>Imports.</i>	<i>Exports</i>
1893-94 . . . . .	1,138,262	10,694,311
1894-95 . . . . .	860,430	8,681,705
1895-96 . . . . .	978,970	8,678,443
1896-97 . . . . .	920,096	6,368,132
1897-98 . . . . .	882,796	5,642,778
1898-99 . . . . .	1,031,845	7,826,415

The import trade did better than it had done for years, and the export trade was augmented by a temporary removal of the practical prohibition against the entry of foreign wheat which the French fiscal system imposes. A larger supply of oilseeds in India also led to increased exports to France where the Marseilles soapmaking industry consumes important quantities of til seed (sesamum), while other industries require linseed and rapeseed. The exports of earthnuts, also required for soapmaking, have unfortunately fallen to a very low level, in consequence of repeated failures in the Indian crop; the ruin of the trade is manifest in the fact that a value of Rx. 1,047,000 in 1894-95 has dwindled year after year, reaching only Rx. 45,000 last year. Success is to be earnestly hoped for the efforts now being made by the introduction of new seed to revive what was a most promising industry.

*Germany.*

The principal articles in the trade, and their values, are (Rx) :

<i>Imports.</i>	1896-97	1897-98.	1898-99	<i>Exports.</i>	1896-97.	1897-98.	1898-99.
Sugar . . . . .	875,739	1,278,805	431,813	Coir and coir goods . . . . .	56,822	67,332	79,083
Woollen goods . . . . .	259,457	148,660	234,459	Cotton . . . . .	2,185,077	1,432,479	1,749,903
Hardware and cutlery . . . . .	153,197	119,104	132,640	Indigo . . . . .	319,076	177,091	182,275
Salt . . . . .	80,704	115,847	80,827	Rice . . . . .	158,213	115,883	263,181
Apparel . . . . .	79,951	38,940	41,971	Wheat . . . . .		1,100	130,282
Glass and glassware . . . . .	91,772	62,846	73,391	Hides and skins . . . . .	1,115,927	1,433,682	1,290,453
Iron . . . . .	47,772	32,341	35,834	Jute . . . . .	1,801,997	1,990,712	1,624,290
Steel . . . . .	16,503	17,323	14,767	Gunny-bags and cloth . . . . .	153,675	210,343	148,983
Cotton yarns and manufac- tures . . . . .	58,779	66,901	100,548	Lac, button and shell . . . . .	161,010	134,113	119,495
Aniline and alizarine dyes . . . . .	40,494	52,427	46,100	Seeds . . . . .	1,196,428	1,221,654	2,113,416
Chemicals, drugs, narcotics . . . . .	39,876	42,024	38,751				
Beer . . . . .	74,441	45,336	47,631				
Spirit . . . . .	47,686	48,403	48,735				
Paper . . . . .	59,600	37,512	39,242				
Matches . . . . .	33,728	34,118	36,887				

And the totals are (Rx) :

	<i>Imports.</i>	<i>Exports.</i>
1893-94 . . . . .	1,714,003	7,648,508
1894-95 . . . . .	1,731,453	7,723,662
1895-96 . . . . .	2,351,776	8,060,763
1896-97 . . . . .	2,307,821	7,546,830
1897-98 . . . . .	2,434,519	7,188,441
1898-99 . . . . .	1,727,875	8,254,755

As in the case of Austria, sugar is the one really large item in imports from Germany, and with the decline in that trade the aggregate value of the imports has receded to the level it reached five or six years ago. Most of the other articles in the foregoing list seem to have reached a level at which they remain stationary.

The export trade is not completely presented in the list, for there is a far larger German market for rice from India than is here indicated, but the rice is shipped to Port Said for orders, and appears in the accounts as shipped to Egypt. In October 1898 the Hansa line of steamers made a new development in the establishment of a direct line between Rangoon and Hamburg, and it is therefore to be expected that the record of direct trade with Germany will be increased.

### *Italy.*

The principal imports and exports are (in Rx) :

<i>Imports.</i>	1896-97.	1897-98.	1898-99.	<i>Exports.</i>	1896-97.	1897-98.	1898-99.
Corals . . . . .	64,771	57,747	63,892	Cotton . . . . .	1,626,548	1,132,901	1,229,013
Cotton goods . . . . .	46,136	82,122	115,987	Indigo . . . . .	104,836	62,148	69,648
Mineral dyes . . . . .	52,079	82,819	78,469	Hides and skins . . . . .	281,665	426,299	415,627
Glass beads and false pearls . . . . .	36,949	28,433	30,509	Jute . . . . .	343,754	374,825	242,322
Silk goods . . . . .	134,247	93,396	114,838	Seeds . . . . .	570,715	547,220	660,043
				Wheat . . . . .	23,231	64,962	588,632

And the total value of the trade (Rx) :

	<i>Imports.</i>	<i>Exports.</i>
1893-94 . . . . .	448,571	3,574,420
1894-95 . . . . .	342,039	2,996,303
1895-96 . . . . .	420,814	3,140,400
1895-97 . . . . .	464,717	3,069,860
1897-98 . . . . .	499,162	2,698,744
1898-99 . . . . .	556,928	3,320,613

The imports from Italy are greatly more numerous than is indicated by the list given above; they include apparel, cement, sulphur, works of art, marble, preserved fruits and provisions, wines, but all in small quantity.

The increase in the exports of wheat was due to temporary conditions, as in the case of France. At one time Italy took large quantities of Indian wheat and rice, but Protectionist ideas discouraged and stopped the trade and therewith placed a limit on the expansion generally of commercial intercourse between Italy and India. The geographical position of Italy would seem to make of that country the natural centre of the trade of India with Central and Southern Europe, and for some time it was hoped that the opening of the Suez canal might once again bring the current of Oriental trade into the lagoons of Venice. But fiscal laws shut out some of India's principal exports and Italy, under the pressure of burdensome taxation, was not able to compete with other countries in the production of the merchandise which is most wanted in India. The main tide of Indian trade in consequence is diverted from the Italian shores, and the diversion will continue with the continuance of present conditions.

### *Russia.*

The principal import is mineral oil, almost entirely kerosene. The trade in this article has been discussed in Part II of this review. There are also

trifling imports of apparel, silk, both raw and manufactured, and timber. The aggregate value of the import and export trade is (Rx) :

	Imports.	Exports.
1893-94 .	1,263,014	665,327
1894-95 .	1,007,645	480,186
1895-96 .	1,867,558	401,916
1896-97 .	2,019,594	426,228
1897-98 .	2,080,756	209,707
1898-99 .	2,052,995	130,079

It is of interest to examine into the causes of the striking decline in our exports to Russia, as stated above. The principal article in the trade was cotton. Six years ago the value of cotton exported to Russia was Rx. 498,000; in 1894-95 it fell to Rx. 270,000; in the following year the value was the trifle of Rx. 10,000; and then it went still lower, until last year's value was only Rx. 4,000. This is the outcome of the reduction in the price of American cotton, of plague regulations, and of fiscal arrangements favouring the cotton grown in Russian trans-Caspian territory. Another trade of recent origin was the re-exportation of Chinese tea from Bombay to Odessa. This began in 1894-95 with a trade value of Rx. 13,000, increased to Rx. 152,000 in the following year, and to Rx. 167,000 in 1896-97. Then it fell away to Rx. 98,000, and last year the trade was practically extinguished, the extinction being due to the concessions given to the vessels of the Russian volunteer fleet which carry on trade between Russia and the Far East calling at Colombo. These concessions account also for the restriction in the trade in Indian tea which, after having reached a level of 689,000 lbs. in 1897-98, fell last year to half a million pounds. The Russian market is being occupied, so far as it is not filled with Chinese tea, with tea from Ceylon. The exports of indigo, the finest qualities of which are taken for Russia, have also fallen away greatly in the last two years, but this is a fluctuating trade.

#### *Cape Colony and Natal.*

The trade with these colonies continues to be unimportant, though exports to them seem to be on a slowly ascending scale. To the Cape we send rice, gunny-bags, and teak; Natal takes rice and bags, and also sundry necessaries for the Indian coolies there, notably cotton cloth and *ghi*. The value of the total exports to both colonies is (Rx) :

	To Cape.	To Natal.
1893-94 .	239,299	174,362
1894-95 .	226,210	220,831
1895-96 .	348,406	273,914
1896-97 .	343,272	438,252
1897-98 .	292,952	302,023
1898-99 .	271,452	384,655

#### *Egypt.*

This country is prominent in the accounts of Indian trade because the speculation which accompanies the trade in rice and wheat leads to the shipment of those grains, especially rice, to destinations unknown at the time of shipment. The grain is consequently recorded as shipped to Port Said where orders are waiting for the destination of the steamer.

Imports from Egypt are as yet very limited, salt being the principal article, averaging about 30,000 tons. Cigars and cigarettes, and a small quantity of cotton for the Bombay mills in which the finer counts of yarn are spun, are the only other articles that need be mentioned, and their value is small.

The principal exports to Egypt and their values (in Rx) are :

	1894-95.	1895-96.	1896-97.	1897-98.	1898-99.
Indigo .	377,151	316,504	283,292	334,827	323,909
Rice .	3,536,367	3,672,269	3,720,549	2,936,037	4,118,190
Wheat .	163,717	608,767	335	16	1,574,145
Gunny-bags .	158,159	197,317	261,233	230,381	282,229

#### *Mauritius.*

From this colony the principal import is sugar, the staple—almost the sole—product of the island. The aggregate value of all imports in 1898-99 was Rx. 1,959,345, of which Rx. 1,918,110 represented the value of sugar.

The anticipations of the planters of Mauritius in 1893 that the closure of the mints, and in 1894 that the imposition of an import duty of 5 per cent, would ruin their trade with India, have not been realised. Indeed, the trade has been much larger since 1893 and 1894 than it ever was before. In 1898 the planters of the island found a new basis for predicting disaster in the competition of bounty-fed beet sugar, but in that year they sent sugar to India in much larger quantity than ever before, and their spirits were raised by the imposition in March 1899 of countervailing duties on bounty-fed sugars. Let us hope that they will not dwell in the midst of alarms for some years to come at any rate. The imports of sugar from Mauritius since 1893 have been (cwt) :

1893-94 .	1,361,649
1894-95 .	1,753,003
1895-96 .	1,571,993
1896-97 .	1,666,845
1897-98 .	1,778,016
1898-99 .	2,104,111

The exports to Mauritius need no particular comment. Rice and other food-grains, with flour, constitute about nine-tenths of the trade; and these, with the other tenth, are required for the Indian coolies who people the island to the extent of from 65 to 70 per cent of the whole population.

#### *Zanzibar.*

As yet the trade with Zanzibar is of no particular importance. The value of the import trade depends on the clove crop, an uncertain and variable factor; and the export trade, which is largely represented by cotton cloth and rice, is limited by the restrictions incidental to trade with sparsely peopled regions in which communications are difficult, tedious, and costly. The trade is also limited by the establishment of direct communication between Zanzibar and Europe. There may be a great change and development when the railway to Uganda is completed, and when—if it should happen—the native of India swarms out to trade in and cultivate the land between the coast and the lakes; but, for the present the trade is represented by the figures appended (Rx) :

	Imports.	Exports.
1894-95 . .	260,783	736,039
1895-96 . .	255,282	718,104
1896-97 . .	205,055	749,456
1897-98 . .	155,655	781,909
1898-99 . .	234,857	1,049,252

*United States.*

The principal articles in the trade, and their values, are stated below (Rx):

<i>Imports.</i>	1895-96.	1896-97.	1897-98.	1898-99.
Mineral oil, chiefly kerosene . . . . .	963,371	907,391	1,080,520	954,919
Cotton piece-goods (grey) . . . . .	54,840	93,258	176,746	87,699
Tobacco . . . . .	43,662	44,869	43,356	60,859
<i>Exports.</i>				
Hides and skins . . . . .	2,052,683	1,524,820	1,886,903	1,839,663
Jute . . . . .	863,442	659,086	858,055	594,160
„ manufactures . . . . .	1,181,288	1,336,358	1,997,064	1,851,494
Indigo . . . . .	613,884	571,827	516,637	406,641
Lac (button and shell) . . . . .	453,744	293,531	275,416	293,908
Saltpetre . . . . .	160,423	155,294	98,691	72,784
Cocoonut oil . . . . .	190,613	84,818	37,590	67,109
Tea . . . . .	34,585	44,385	52,604	53,488

And the aggregate value of the trade (Rx):

	<i>Imports.</i>	<i>Exports.</i>
1893-94 . . . . .	2,016,270	3,359,821
1894-95 . . . . .	1,106,441	5,842,397
1895-96 . . . . .	1,139,438	5,913,896
1896-97 . . . . .	1,466,949	4,818,498
1897-98 . . . . .	1,431,075	5,876,095
1898-99 . . . . .	1,362,670	5,387,304

Our trade with the United States does not tend to increase. The import trade depends on kerosene oil, and the consumption of this oil does not expand because Russian oil is cheaper, being imported in bulk from a much shorter distance than the American oil packed in cans and wooden cases. The export trade also manifests no tendency to increase. The Americans do not now take Indian linseed, the catch trade has also fallen away, and the demand for Indian mica has become trifling. Indigo is in a stationary condition, and tanned skins are in declining demand. As a set-off the trade in gunny cloth has increased very largely,—more than doubled in five years,—and an increase in raw skins has compensated for the reduction in the demand for tanned skins. Indian tea also has been sent to the United States in largely increased quantity in the last few years. This trade is as yet small, but it has infinite capacity for expansion, and it is possible to conceive that in the United States and Canada the Indian tea-planter may find a market only less extensive and remunerative than that of the United Kingdom. But this will not happen to-morrow, nor without persevering endeavour.

*South America.*

This trade is limited practically to the exportation of rice, gunny cloth, and gunny-bags. It is of importance only so far as regards the shipment of rice to Brazil, of gunny cloth to the Argentine Republic, and of gunny-bags to Chile; and this trade is stated below (Rx):

	To Brazil.	To Argentina.	To Chile.
1896-97 . . . . .	755,324	258,530	251,780
1897-98 . . . . .	997,666	309,510	165,755
1898-99 . . . . .	467,011	378,019	184,996

*Aden.*

The value of the trade is (Rx):

		Imports.	Exports.
1894-95	. .	166,221	1,055,705
1895-96	. .	125,999	951,376
1896-97	. .	136,826	940,648
1897-98	. .	153,179	996,959
1898-99	. .	115,342	1,205,767

Imports are small, being limited mainly to pearls in small quantity and salt, of which the quantity does not tend to increase. The export trade is of far greater dimensions, the needs of the settlement being for the most part met from India, while Aden is also a store for merchandise intended for Somáliland and the neighbourhood. This trade resembles in its general features the export trade with all Asiatic countries; it consists mainly of Manchester and Bombay cottons, grain and pulse, oils, provisions, seeds, spices, sugar.

*Arabia.*

		Imports. Rx.	Exports. Rx.
1893-94	. .	355,998	1,089,176
1894-95	. .	530,663	1,224,353
1895-96	. .	564,480	1,265,511
1896-97	. .	494,690	1,091,018
1897-98	. .	499,471	1,174,761
1898-99	. .	443,794	1,555,882

Local scarcity and the prohibitory decrees of Pashas caused a reduction in the imports and a large increase in exports of food-grains and flour from India.

*Ceylon.*

The principal imports and exports are (in Rx) :

<i>Imports.</i>	1896-97.	1897-98.	1898-9.	<i>Exports.</i>	1896-97.	1897-98.	1898-99.
Cocoanuts and kernel . . . . .	25,276	51,977	19,487	Animals . . . . .	85,234	96,382	83,604
Gunny-bags . . . . .	39,467	43,743	37,044	Coal . . . . .	96,952	106,183	216,995
Spirit (arrack) . . . . .	13,067	13,177	15,939	Cotton goods . . . . .	246,856	277,427	249,667
Cocconut oil . . . . .	226,910	376,586	196,755	Grain and pulse (chiefly rice) . . . . .	2,011,864	2,600,751	2,894,838
Spices (betelnuts and cardamoms mainly) . . . . .	157,998	199,797	181,412	Oil-cake . . . . .	74,550	27,350	43,423
Tea . . . . .	38,186	53,026	48,059	Oil (chiefly til) . . . . .	30,671	89,369	87,580
				Provisions . . . . .	129,604	159,533	115,697
				Seeds . . . . .	78,387	130,003	57,870
				Spices (chiefly chillies) . . . . .	41,240	96,003	82,404
				Wood and timber (chiefly teak) . . . . .	64,189	90,101	62,217

The aggregate value of the trade is (Rx):

		Imports.	Exports.
1893-94	. .	696,625	3,220,039
1894-95	. .	451,821	3,450,161
1895-96	. .	541,770	3,672,458
1896-97	. .	682,644	3,244,759
1897-98	. .	1,071,142	4,098,538
1898-99	. .	702,005	4,310,070

The decline in imports followed a year of excessive trade in cocoanut oil and kernel; part of it is also accounted for by the fact that there was an exceptional importation of copper and sugar in 1897-98. Ceylon continues to provide India with tea to the extent of over a million pounds.

The exports of coal doubled themselves in the year, and there was a larger demand for rice at the lower level to which prices fell.

### China.

Although the trade of India with China continues to be larger than Indian trade with any other country except the United Kingdom, it cannot be regarded as being in an entirely satisfactory condition. The import trade last year stood at precisely the same low level to which it had fallen in 1897-98, and that level was reached by a gradual fall from a value which six years before was double the value of the imports of last year. The principal imports, and the aggregate value of the import trade, are (Rx):

	Silk, raw	Silk goods.	Tea.	Copper.	Sugar.	Dr ug (chiefly cam- phor and cassia lignea).	Total value of imports.
1893-94	1,072,016	638,676	472,552	322,381	513,329	112,710	3,542,556
1894-95	899,065	547,816	328,259	136,761	295,110	113,506	2,652,958
1895-96	938,334	626,483	410,564	129,078	266,190	104,134	2,805,858
1896-97	662,640	420,107	436,943	103,360	179,151	91,596	2,149,089
1897-98	480,158	373,295	118,110	12,491	334,838	103,336	1,691,012
1898-99	610,168	357,639	92,900	28,774	209,850	108,344	1,691,889

The importations of tea have fallen to a very low level, that portion of the tea which was intended for re-export to Persia and the trans-Caspian provinces of Russia having been driven away by the subsidised competition of the Russian volunteer fleet aiding the natural advantages of the Colombo route, and by the fiscal laws of Russia and Afghanistan. This trade is doubtless permanently lost. The decline in the other articles in the list may be more or less temporary, but it would be sanguine to hope for a revival of the trade to the measure of a few years ago.

The principal exports, and the aggregate value of the export trade, are (Rx):

	Cotton, raw.	Cotton yarn.	Opium	Total value of exports.
1893-94	9,713	4,449,905	5,977,195	10,989,240
1894-95	68,113	5,139,464	6,819,076	12,548,725
1895-96	149,692	6,336,062	6,353,818	13,778,103
1896-97	393,842	6,762,472	5,880,045	13,681,925
1897-98	353,860	6,554,545	4,654,734	12,082,642
1898-99	609,525	5,237,068	5,360,474	12,707,913

The opium trade is not in a flourishing condition, although, in consequence of a bad opium crop in the Yangtze valley, exports and prices last year were better than in 1897-98, which was exceptionally bad in consequence of the stringency of the money market. The trade in yarns is said not to have been profitable, the market having been overstocked, but the threat of Chinese competition—a hardy annual since 1893—has not as yet translated itself into facts. Nor is the statement that China can supply the Japanese mills with raw cotton to the exclusion of the Indian fibre compatible with the fact that China is herself annually taking increasing quantities of Indian cotton.

*Japan.*

The principal articles imported, and the aggregate value of the trade, are (Rx):

	Matches.	Copper.	Silk goods.	Apparel.	Coal.	Total value of imports.
1895-96	106,231	76,734	65,794	50,327	16,157	417,193
1896-97	77,527	80,254	159,449	58,650	83,651	547,359
1897-98	131,484	49,346	241,811	15,605	20,335	534,519
1898-99	99,697	65,252	245,413	36,757	49,691	545,005

Japanese silks have taken firmer hold of the Indian market than anything else imported from Japan. The trade in matches became extensive very soon after it began, but the matches are not very good though cheap, and the trade does not gain ground. Silks from Japan, however, have extensively superseded other silks in Burma.

The principal exports, and the aggregate value of the export trade, are (Rx):

	Cotton, raw.	Indigo.	Hides and skins.	Rice.	Total value of exports.
1895-96	2,442,435	71,704	43,316	43,000	2,819,383
1896-97	3,760,332	227,565	22,745	13	4,094,214
1897-98	3,256,206	344,443	69,925	438,684	4,173,458
1898-99	4,114,776	332,159	48,309	664,487	5,238,937

This trade, cotton representing four-fifths of its value, has increased about fourfold since 1893-94. The extensive trade in rice in the last two years was due to exceptional reasons, but it is possible that a regular trade in this grain may be established with the increase in Japan of manufacturing industries and population.

*Persia.*

The principal articles in the import and export trade are (Rx) :

<i>Imports.</i>	1896-97.	1897-98.	1898-99.	<i>Exports.</i>	1896-97.	1897-98.	1898-99.
Asafetida . . . .	24,766	32,769	31,004	Cotton twist and yarn—			
Skins, raw . . . .	34,998	49,280	51,590	(Foreign) . . . .	55,491	80,537	55,428
Pearls . . . . .	241,290	189,197	167,602	(Indian) . . . .	30,455	46,704	45,815
Dates and other fruits .	144,487	153,622	148,206	Cotton manufactures—			
Wool . . . . .	104,299	95,643	74,014	(Foreign) . . . .	448,691	445,399	453,510
				(Indian) . . . .	41,309	28,255	19,364
				Indigo . . . . .	67,302	131,682	108,648
				Rice . . . . .	62,462	106,542	180,585
				Sugar . . . . .	92,681	57,442	96,706
				Tea (foreign). . . .	192,831	104,782	131,958
				(Indian) . . . . .	131,854	87,773	168,697

And the aggregate value is (Rx) :

	Imports.	Exports.
1894-95	794,677	2,389,076
1895-96	872,798	1,714,438
1896-97	685,983	1,336,011
1897-98	691,912	1,494,111
1898-99	583,953	1,561,982

The imports consist mainly of dates, pearls, and wool; and local conditions on the Gulf littoral were adverse to a large trade in these. The export trade continued its recovery from the depression of 1896-97, but it still left much to be desired, remaining at a relatively low level. There seems to be but small



prospect of a considerable trade in Indian cottons in those regions, for the demand runs on Manchester prints; but there appears to be an outlet for Indian tea, of which  $3\frac{1}{2}$  million pounds were exported last year, something over two million pounds of foreign tea being exported at the same time.

*Straits Settlements.*

The principal articles in the trade and their value are (Rx) :

<i>Imports.</i>	1896-97.	1897-98.	1898-99.	<i>Exports.</i>	1896-97.	1897-98.	1898-99.
Coffee . . . . .	46,609	47,663	47,096	Cotton, raw . . . . .	104,173	84,266	93,981
Cotton goods . . . . .	40,526	51,598	54,810	„ yarn . . . . .	199,451	179,716	180,072
Camphor . . . . .	49,721	52,590	41,238	„ goods . . . . .	206,915	215,948	269,808
Gambier . . . . .	43,599	51,298	30,411	Opium . . . . .	1,642,646	1,759,814	1,518,374
Cocoanuts and kernel . . . . .	58,330	62,544	60,213	Rice . . . . .	1,490,290	1,330,980	2,048,839
Gum benjamin . . . . .	32,752	26,631	26,497	Hides and skins . . . . .	115,756	52,914	42,152
Matches . . . . .	53,309	72,288	69,083	Gunny-bags . . . . .	392,101	326,989	461,189
Tin . . . . .	214,589	215,830	157,381	Provisions . . . . .	111,254	95,370	120,157
Provisions (largely dried and salted fish) . . . . .	278,631	337,112	330,390	Rice-bran . . . . .	111,374	96,690	107,638
Silk, raw . . . . .	181,620	169,078	175,877				
Spices (largely betelnuts) . . . . .	359,828	462,168	536,907				
Sugar . . . . .	76,956	81,652	89,825				

And the aggregate value of the imports and exports (Rx) :

	Imports.	Exports.
1893-94 . . . . .	2,524,623	4,842,139
1894-95 . . . . .	2,103,158	5,628,884
1895-96 . . . . .	2,075,220	6,209,808
1896-97 . . . . .	1,842,122	5,329,790
1897-98 . . . . .	2,409,828	4,562,969
1898-99 . . . . .	2,006,210	5,973,972

The decline in the value of imports is in the main due to a temporary and exceptional condition of things. Ordinarily India sends rice annually to the Straits in very large quantities and receives none, or next to none, from that Colony. In 1897-98, however, the high level of prices in India in the first half of the year made it profitable to exporters of rice from Siam, Cochin-China, and the Eastern Archipelago, to send to India, by way of Singapore, a considerable quantity of rice—amounting to 606,668 cwt. and representing a value of Rx. 369,669. With the fall of prices to their normal level, the continuance of such a trade was impossible, and accordingly the imports of rice from the Straits in 1898-99 represented a value of Rx. 4,000 only. The conditions which made the import of rice from the Straits profitable checked the ordinary course of trade in the other direction and diminished the exportation of rice from India to the Straits, the quantity falling from 6,410,000 cwt. (an unusually large quantity) in 1895-96 to 3,745,000 cwt. in 1896-97, and still further to 3,355,000 in 1897-98. This reversal of the flow of trade, which should have at once been assigned to the Indian famine and consequent high prices, was actually attributed to the effect of the closure of the Indian mints in 1893 and the higher level of exchange in 1897. It is only necessary to say that the exports of rice last year, with the return of an ordinary level of prices, and with a higher level of exchange than in 1897, amounted to over  $5\frac{1}{2}$  million cwt., a larger quantity than was ever before exported save in the exceptional year 1895-96, when speculation in the rice trade was rampant.

*Turkey.*

Two satisfactory features in the trade with Asiatic Turkey are the cessation of the imports of grain and pulse which are only possible when prices in India are excessively high, and the great increase in the exports of Indian tea: these amounted to about 2·6 million pounds.

The aggregate value of the import and export trade is (Rx):

	Imports.	Exports.
1894-95 .	405,619	984,010
1895-96 .	502,249	746,939
1896-97 .	391,603	708,730
1897-98 .	291,286	601,645
1898-99 .	145,478	693,280

**Australia.**

The trade with the Australian Colonies has been of disappointingly slow development. The principal imports and exports are (Rx):

<i>Imports.</i>	1896-97.	1897-98.	1898-99.	<i>Exports.</i>	1896-97.	1897-98.	1898-99.
Horses . . .	264,940	172,330	253,640	Grain and pulse (chiefly rice) . . .	30,457	16,167	28,697
Coal . . .	66,162	26,253	36,708	Jute goods (gunny-bags and cloth) . . .	657,125	768,059	796,840
Copper . . .	72,125	93,636	...	Castor oil . . .	54,994	80,973	104,637
Provisions . . .	9,930	6,630	6,806	Linseed oil . . .	29,007	27,601	15,462
				Tea . . .	252,238	251,257	211,348

And the aggregate value of the trade (Rx):

	Imports.	Exports.
1894-95 .	243,649	1,330,575
1895-96 .	233,543	1,218,699
1896-97 .	452,676	1,189,624
1897-98 .	334,430	1,237,040
1898-99 .	325,703	1,287,270

There was no demand for Australian copper, the high price of the metal determining dealers to exhaust their stocks before giving new orders.

The exports of Indian tea do not increase, Ceylon tea having prevented it from widening its circle of consumers.

It is interesting to note, at the end of these remarks on the trade of the principal countries with which India has commercial relations, how the course of trade flows in the Indian provinces. Of the trade with Europe much the largest part is carried on by Bengal, while Bombay does a much more extensive Asiatic and African trade than Bengal. Bombay again has very minor trade relations with America and Australia, the trade with those regions centreing largely in Calcutta.

The actual dimensions of the trade of each province with each of these regions in 1898-99 are stated below (millions of Rx):

	Bengal.	Bombay.	Sind.	Madras.	Burma.
With Europe . . .	52'38	36'70	10'45	11'18	6'99
Africa . . .	2'52	3'78	1'85	0'43	4'51*
America . . .	6'51	0'42	0'04	0'64	0'67
Asia . . .	11'15	19'58	0'56	4'12	5'05
Australia . . .	1'39	0'11	0'001	0'08	0'04

\* This comparatively large sum is the value of rice shipped to Egypt, and may properly be regarded as European trade.

## PART VI.

## Provincial Trade.

The figures of the trade of each province with foreign countries stand thus (in millions of Rx):

	<i>Imported Merchandise.</i>				<i>Exported Merchandise.</i>			
	1895-96.	1896-97.	1897-98.	1898-99.	1895-96.	1896-97.	1897-98.	1898-99.
Bengal .	27'19	30'28	28'04	27'95	46'59	45'56	45'13	45'95
Bombay .	27'91	26'87	24'62	25'65	37'93	33'16	27'46	34'94
Madras .	5'69	5'82	6'40	5'27	12'81	11'83	11'41	11'18
Burma .	4'71	4'43	5'57	5'54	10'57	9'38	8'94	11'72
Sind .	3'81	4'39	4'63	3'97	6'36	3'98	4'60	8'93

Taking imports and exports of merchandise together, the proportionate share per cent of each province in the whole foreign trade of India stands as follows:

	1895-96.	1896-97.	1897-98.	1898-99.
Bengal .	40'19	43'13	43'83	40'81
Bombay .	35'87	34'15	31'19	33'46
Madras .	10'08	10'04	10'67	9'68
Burma .	8'32	7'92	8'78	9'53
Sind .	5'54	4'76	5'53	7'12

The following table indicates the nature of the import trade and of the export trade (Indian produce) of each province:

	Bengal.	Bombay.	Madras.	Sind.	Burma.	
	Rx.	Rx.	Rx.	Rx.	Rx.	
<b>IMPORTS.</b>						
<b>Cotton—</b>						
Twist and yarn	{ 1897-98 1898-99	{ 910,599 748,470	{ 698,137 520,596	{ 1,027,642 714,293	{ 280,713 121,247	{ 575,037 447,028
Manufactures	{ 1897-98 1898-99	{ 11,735,267 13,766,038	{ 6,145,329 6,800,431	{ 1,818,295 1,313,671	{ 1,912,919 1,586,889	{ 1,289,983 1,111,007
Kerosene oil	{ 1897-98 1898-99	{ 1,566,630 1,472,165	{ 1,277,276 1,048,843	{ 272,460 276,572	{ 189,968 47,578	{ 91,453 140,714
Liquors	{ 1897-98 1898-89	{ 465,025 483,016	{ 468,224 508,950	{ 202,257 214,189	{ 176,577 169,182	{ 276,411 272,183
Metals	{ 1897-98 1898-99	{ 2,797,006 2,239,561	{ 2,064,165 1,896,090	{ 641,932 427,353	{ 269,770 243,735	{ 407,375 372,507
Sugar	{ 1897-98 1898-99	{ 1,274,039 1,128,185	{ 2,433,241 2,038,149	{ 8,898 12,026	{ 845,324 622,522	{ 222,978 216,117
Woollen manu- factures.	{ 1897-98 1898-99	{ 417,562 530,353	{ 355,362 490,860	{ 41,423 47,397	{ 57,277 83,529	{ 276,803 371,592
<b>EXPORTS OF INDIAN PRODUCE.</b>						
Coffee	{ 1897-98 1898-99	{ 53 29	{ 24,794 10,057	{ 1,494,229 1,738,715	{ 24 ...	{ 30 1,023
<b>Cotton—</b>						
Raw	{ 1897-98 1898-99	{ 658,112 676,992	{ 6,321,196 8,144,818	{ 852,399 1,305,380	{ 955,641 917,859	{ 83,065 143,489
Twist and yarn	{ 1897-98 1898-99	{ 797,312 522,083	{ 5,947,783 5,900,968	{ 220,928 173,517	{ 24 ...	{ 715 520
Manufactures	{ 1897-98 1898-99	{ 22,505 33,383	{ 618,512 608,155	{ 527,501 532,152	{ 15,390 10,519	{ 598 572
<b>Hides and skins—</b>						
Raw	{ 1897-98 1898-99	{ 4,166,504 3,822,067	{ 13,355 2,753	{ 1,994 40,980	{ 191,473 139,489	{ 120,971 136,795
Dressed	{ 1897-98 1898-99	{ 5,250 3,749	{ 706,920 681,520	{ 3,104,108 2,592,684	{ 6,959 16,182	{ ... ...
Indigo	{ 1897-98 1898-99	{ 1,755,104 1,870,553	{ 184,297 114,222	{ 1,066,445 934,266	{ 51,056 50,937	{ ... ...

		Bengal.	Bombay.	Madras.	Sind.	Burma.
		Rx.	Rx.	Rx.	Rx.	Rx.
<b>Jute—</b>						
Raw	{ 1897-98	10,129,616	139	236	...	...
	{ 1898-99	6,937,427	37	3,781	...	...
Manufactures	{ 1897-98	5,889,047	39,247	466	2,007	89
	{ 1898-99	5,759,188	36,335	370	2,333	133
Opium	{ 1897-98	3,893,956	2,203,607	...	...	...
	{ 1898-99	4,318,148	2,807,861	...	...	...
Rice, husked	{ 1897-98	2,996,174	408,936	1,207,247	65,804	6,908,867
	{ 1898-99	4,670,499	611,789	683,226	144,306	9,567,825
Seeds	{ 1897-98	2,964,179	4,671,395	360,706	595,684	2,136
	{ 1898-99	4,114,756	5,864,868	409,028	1,455,451	3,091
Tea	{ 1897-98	7,659,160	119,154	247,578	31,973	758
	{ 1898-99	7,570,062	192,524	257,172	23,876	1,170
Teakwood	{ 1897-98	13,515	11,876	2,106	...	927,155
	{ 1898-99	22,031	17,513	2,766	2,873	909,619
Wheat	{ 1897-98	37,151	212,409	298	1,091,284	...
	{ 1898-99	1,620,015	3,399,587	39	4,700,047	...
<b>Wool—</b>						
Raw	{ 1897-98	93,096	713,272	4,809	525,160	...
	{ 1898-99	72,711	672,603	7,108	501,061	...
Manufactures	{ 1897-98	108,853	77,695	32,935	4,416	...
	{ 1898-99	91,844	103,764	31,213	2,464	...

The bulk of the trade (including treasure) and shipping of India with foreign countries is confined to the five principal ports, and their proportionate share (per cent) is :

	Trade.			Shipping.		
	1896-97.	1897-98.	1898-99.	1896-97.	1897-98.	1898-99.
Calcutta . . .	39'68	39'32	37'41	22'63	27'78	24'51
Bombay . . .	38'69	38'17	39'1	30'67	27'01	29'95
Rangoon . . .	5'82	6'37	6'83	11'26	11'63	12'61
Madras . . .	5'4	5'28	4'27	8'96	7'81	6'04
Karachi . . .	4'52	4'95	6'38	6'86	6'43	9'16
<b>TOTAL</b> . . .	<b>94'11</b>	<b>94'09</b>	<b>93'99</b>	<b>80'38</b>	<b>80'66</b>	<b>82'27</b>

The actual value of the foreign trade of these ports in merchandise only, imports and exports (including re-exports), was (in millions of Rx) :

	1895-96.	1896-97.	1897-98.	1898-99.
Calcutta . . .	72'32	74'76	71'99	72'83
Bombay . . .	65'80	60'02	52'06	60'58
Rangoon . . .	12'30	11'14	12'19	14'04
Madras . . .	10'73	10'26	10'16	8'62
Karachi . . .	10'17	8'37	9'23	12'90

## PART VII.

## Customs Revenue.

The principal change made in the tariff was the imposition, from the 20th March 1899, of duties (additional to the general rate of 5 per cent) to counter-vail the bounties on the exportation of sugar granted by Continental countries. These duties did not apply to sugar for which bills of lading had been given at the port of shipment before the 20th March, and therefore did not affect the trade until the end of the year, though prices rose immediately proportionately to the duties.

Certain industries were added during the year to the list of those the machinery required for which may be admitted free of duty; and after the close of the year the limitation of exemption to machinery required for specified industries was removed, all machinery being now exempt.

The gross revenue from imports, salt excluded, was :

	Rx.
1895-96 . . . . .	3,978,645
1896-97 . . . . .	3,578,863
1897-98 . . . . .	3,746,910
1898-99 . . . . .	3,603,953

The net revenue last year, after deduction of refunds and drawbacks, was Rx. 3,540,370.

The revenue obtained from the articles which are subject to special rates of import duty was (Rx) :

	1895-96.	1896-97.	1897-98.	1898-99.
Arms and ammunition . . . . .	33,868	37,215	35,727	34,736
Malt-liquor . . . . .	19,047	18,813	17,702	20,301
Cider and other fermented liquor	186	154	178	186
Spirit . . . . .	590,899	591,039	599,269	628,462
Liqueurs . . . . .	7,690	8,005	6,818	8,149
Wines . . . . .	44,660	41,152	37,350	38,173
Opium . . . . .	405	347	442	303
Petroleum . . . . .	400,002	412,618	531,778	469,675
Salted fish . . . . .	13,366	13,543	16,920	15,565
Total gross revenue . . . . .	<u>1,110,123</u>	<u>1,122,886</u>	<u>1,246,184</u>	<u>1,215,550</u>

All other dutiable imports are taxed at 5 per cent, except cotton goods which are taxed at  $3\frac{1}{2}$  per cent, and most classes of iron and steel at 1 per cent. The principal items are stated below :

*Articles of Food and Drink (other than liquors), (Rx) :*

	1895-96.	1896-97.	1897-98.	1898-99.
Sugar . . . . .	153,095	162,152	246,045	213,222
Provisions . . . . .	54,672	48,897	50,559	47,906
Fruits and vegetables . . . . .	35,566	28,840	34,737	26,450
Spices . . . . .	35,258	32,209	38,564	46,390
Tea . . . . .	25,143	26,997	10,344	9,987

*Chemicals, Drugs, Narcotics, and Dyes (Rx.107,373) :*

	1895-96.	1896-97.	1897-98.	1898-99.
Drugs, medicines, narcotics . . . . .	35,101	33,659	37,313	36,931
Chemical products and preparations . . . . .	27,197	22,857	27,522	26,535
Dyes and tans . . . . .	39,811	35,253	40,331	43,907

*Metals and articles made of metal.*—In this group about two-thirds of the revenue are obtained from silver :

	1895-96.	1896-97.	1897-98.	1898-99.
Hardware and cutlery . . . . .	74,548	79,105	74,987	73,234
Copper and brass . . . . .	105,969	55,207	73,505	59,354
Iron . . . . .	29,341	28,431	29,759	25,195
Lead . . . . .	1,737	1,601	1,307	1,480
Silver . . . . .	355,868	326,483	433,889	286,760
Steel . . . . .	10,484	9,724	11,527	10,602
Tin . . . . .	18,300	13,174	11,742	7,947
Zinc . . . . .	6,618	3,573	4,918	5,389

*Oils (petroleum excepted), Rx. 16,271.*

*Manufactures of cotton, total Rx. 846,341 :*

	1895-96.	1896-97.	1897-98.	1898-99.
Piece-goods : grey (unbleached), mostly shirtings, chádars, dhutis, sáris, and scarves . . . . .	598,962	503,257	450,193	461,019
Piece-goods : white (bleached) . . . . .	214,716	200,546	187,099	172,757
„ coloured, printed, or dyed . . . . .	231,189	196,985	142,885	194,096
Handkerchiefs and shawls in the piece . . . . .	9,159	3,807	2,336	2,902
Hosiery and other manufactures . . . . .	12,554	13,220	13,207	15,567

Of the other articles enumerated in the tariff schedules, the revenue from those specified below averages Rx. 10,000 and upwards (Rx) :—

	1895-96.	1896-97.	1897-98.	1898-99.
Apparel . . . . .	72,411	71,262	55,155	63,925
Building and engineering materials . . . . .	9,980	8,347	10,065	10,035
Carriages, carts, and other conveyances . . . . .	5,610	12,251	15,480	17,147
Ear henware and porcelain . . . . .	11,688	10,257	10,041	8,982
Glass and glassware . . . . .	36,974	35,269	28,826	23,085
Gums and resins . . . . .	11,709	9,699	10,708	10,054
Instruments, apparatus, and appliances . . . . .	17,211	17,027	16,196	17,861
Ivory and ivoryware . . . . .	15,627	10,819	11,564	11,403
Leather and articles made of leather (mainly boots and shoes, harness and saddlery) . . . . .	15,629	14,542	12,443	13,455
Matches . . . . .	18,130	14,282	20,871	18,906
Paints, colours, painters' materials, and compositions for application to leather, wood, and metals . . . . .	20,923	19,242	18,771	18,873
Paper and pasteboard . . . . .	25,404	23,364	20,874	22,748
Silk and articles made of silk . . . . .	146,375	113,480	95,671	109,137
Stationery . . . . .	14,575	14,436	12,064	12,833
Umbrellas . . . . .	17,103	15,301	16,774	12,053
Wood and timber, and articles made of wood . . . . .	14,670	11,634	10,932	8,912
Woollen goods . . . . .	72,988	84,560	57,926	76,634
Articles imported by post . . . . .	14,251	14,026	13,880	16,242

The export tariff schedule is limited to rice and rice-flour, a duty of three annas (three-sixteenths of a rupee) being levied on each maund of 82½ lbs. The gross and net duty realised in the last five years have been (Rx) †

	Gross.	Net.
1894-95 . . . . .	903,488	887,977
1895-96 . . . . .	929,224	912,985
1896-97 . . . . .	752,560	734,662
1897-98 . . . . .	723,731	708,212
1898-99 . . . . .	1,006,651	982,476

## PART VIII.

## Balance of Trade.

The figures appended state the excess of exports over imports, including merchandise and treasure, in each year of the last decennial period (Rx) :

	Including Government transactions.	Excluding Government transactions.
1889-90 .	18,709,700	21,219,400
1890-91 .	8,440,700	11,253,200
1891-92 .	27,305,200	29,869,100
1892-93 .	30,279,300	33,850,100
1893-94 .	15,120,900	18,090,100
1894-95 .	34,020,600	37,246,600
1895-96 .	32,289,800	35,820,100
1896-97 .	19,719,600	23,971,100
1897-98 .	10,603,800	14,928,500
1898-99 .	30,214,000	33,865,400

The excess last year was large, but it was equalled once, and materially exceeded twice, in the period.

In the same series of years the drawings of Council bills have been as follows :

	£	Exchange, Pence.	Rx.
1889-90 .	15,474,496	16·566	≈ 22,418,700
1890-91 .	15,969,034	18·089	≈ 21,186,900
1891-92 .	16,093,854	16·733	≈ 23,082,800
1892-93 .	16,532,215	14·984	≈ 26,478,400
1893-94 .	9,530,235	14·546	≈ 15,723,600
1894-95 .	16,905,102	13·1	≈ 30,969,900
1895-96 .	17,664,492	13·638	≈ 31,085,500
1896-97 .	15,526,547	14·45	≈ 25,787,000
1897-98 .	9,506,077	15·402	≈ 14,812,800
1898-99 .	18,692,377	15·978	≈ 28,076,400

## Gold and Silver Coin and Bullion.

The imports and exports are as follow (Rx) :

**Gold—**

	Imports.	Exports.	Net imports.
1889-90 .	5,071,000	455,700	4,615,300
1890-91 .	6,500,800	864,700	5,636,200
1891-92 .	4,118,900	1,705,100	2,413,800
1892-93 .	1,781,800	4,594,500	—2,812,700 ( <i>net exports</i> ).
1893-94 .	3,146,500	2,505,300	641,200
1894-95 .	1,756,300	6,730,400	—4,974,100 ( <i>net exports</i> ).
1895-96 .	5,029,300	2,503,300	2,526,000
1896-97 .	4,491,200	2,200,100	2,291,100
1897-98 .	7,281,200	2,372,700	4,908,500
1898-99 .	8,840,000	2,336,600	6,503,400

**Silver—**

	Imports.	Exports.	Net imports.
1889-90 .	12,388,500	1,450,600	10,937,900
1890-91 .	15,433,600	1,258,500	14,175,100
1891-92 .	10,603,700	1,581,500	9,022,200
1892-93 .	15,228,000	2,364,400	12,863,600
1893-94 .	15,314,700	1,594,900	13,719,800
1894-95 .	7,824,900	1,495,700	6,329,200
1895-96 .	8,338,700	1,756,500	6,582,200
1896-97 .	8,593,400	2,737,400	5,856,000
1897-98 .	13,249,400	4,775,900	8,473,500
1898-99 .	9,055,600	5,074,800	3,980,800

Of the gold imported but little less than half—representing a value of just over three millions of Rx—was tendered to Government at the rate of 1s. 4d. to the rupee, most of the gold so tendered and accepted being in the form of sovereigns. At the present moment (end of August) the value of the gold, coined and uncoined, so held by Government amounts to  $2\frac{3}{4}$  millions sterling.

Of the exports of gold a considerable proportion represents the metal from the Indian mines, and the statement below would give a more correct view of the situation than the account of imports and exports given above :

	Rx.
Imported . . . .	8,840,000
Produced . . . .	2,411,000
	<hr/>
Total . . . .	12,251,000
Exported . . . .	2,336,600
	<hr/>
Balance kept in India . . . .	8,914,400
	<hr/>

In silver the trade is practically confined to the importation of bar silver, the importation and exportation of Government rupees, and the exportation of British dollars.

Bar silver does not again leave the country except in the most trifling quantity; it is for the most part manufactured into ornaments, or coined in the mints of the Native States into their local coin, or coined in the Bombay mint into British dollars. The dollars are forthwith exported for circulation in Hongkong, the Straits Settlements, and wherever else in the Far East the people may be induced to take them instead of the Mexican dollar and the Japanese yen.

The rupees of the Government flow in and out steadily between India and the countries where the rupee is the standard and current coin, Ceylon and Mauritius being the principal, though the rupee circulates all over the littoral of the Indian Ocean eastward of the Straits, and the shores of the Persian Gulf. The exports to these regions greatly exceed the imports from them.

The statement appended contains the actual value (in Rx) of the imports and exports of the principal descriptions of silver :

	1895-96.	1896-97.	1897-98.	1898-99.
<i>Imports.</i>				
Bars . . . .	7,474,972	7,429,503	11,957,907	7,637,846
Other uncoined silver . . . .	...	9,548	94,587	224,663
Rupees . . . .	743,601	1,020,138	1,104,827	475,800
British dollars . . . .	} 120,143	74,195	92,074	717,249
Other coin . . . .				
<i>Exports.</i>				
Bars . . . .	} 35,766	13,580	47,381	4,553
Other uncoined silver . . . .				
Rupees . . . .	1,095,850	1,614,621	1,537,987	2,017,377
British dollars . . . .	603,483	1,088,833	3,173,655	3,042,575
Other coin . . . .	21,395	20,321	16,891	10,270



It is but a very small proportion of the silver imported which goes into the mints of the Native States for coinage, as will be apparent from the comparative figures of quantity (ounces) below :

Net imports.		Passed into the native mints.	
1891-92	. . 32,348,438	1891	. . . 4,147,266
1892-93	. . 45,523,512	1892	. . . 5,817,070
1893-94	. . 54,328,973	1893	. . . 7,476,500
1894-95	. . 27,040,022	1894	. . . 3,297,435
1895-96	. . 27,018,079	1895	. . . 4,115,926
1896-97	. . 25,929,088	1896	. . . 4,524,663
1897-98	. . 44,284,617	1897	. . . 2,979,922
1898-99	. . 23,165,425	1898	. . . 1,345,169

The proportion of the imports taken into the native mints last year was under 6 per cent, several of the larger States having closed their mints and two of them having substituted the British rupee for their own coin, while in a third a similar change is in progress. In the whole period from 1891 the imports amounted to 279,638,154 ounces, and the quantity taken to the Native mints was 33,703,951 ounces, being 12 per cent of the net imports.

The figures and facts do not support the statements which have been freely made that the coin of Native States was displacing the British rupee in the British areas adjacent to the States.

## PART IX.

## Shipping.

The activity of the export trade demanded a large tonnage, and the tonnage which entered and cleared was greatly in excess of any preceding year. The number of vessels was smaller than it had been for years previously, but they were on the average of very high carrying capacity, much higher than has been hitherto recorded.

Below are given the number and tonnage of steamers and sailing vessels, with cargoes and in ballast, which entered from and cleared to foreign countries :

	No.	Tons.	Average tonnage.
1893-94 .	9,995	7 665,886	767
1894 95 .	10,577	8,255,822	780
1895-96 .	10 297	8,226,600	799
1896-97 .	9 940	7,698,585	774
1897-98 .	9,759	7,724,630	798
1898-99 .	9,086	9,115,646	941

The steamer tonnage was 88.7 per cent of the whole last year. The total number of steamers which entered and cleared was 4,940, with an aggregate burden of 8,090,743 tons, the average tonnage of each steamer being 1,638 tons. About 4.3 per cent of the steamers which cleared left in ballast.

The entries from and clearances to the United Kingdom were 2,424,743 tons, being 26.6 per cent of the total tonnage. Entries from and clearances to British possessions amounted to 3,361,585 tons. The tonnage from and to the United Kingdom and British possessions amounted therefore to 63.5 per cent of the whole.

The vessels which enter and leave the ports of India for the most part fly the British flag, the tonnage of vessels sailing under that flag representing 81.9 per cent of the whole. Adding the proportion of the tonnage of vessels under the British Indian registry, which was 2.4 per cent of the whole, it appears that between 84 and 85 per cent of the trade of India is carried under the British flag.

The number of vessels under foreign flags, which entered and left Indian ports last year, was 1,165, their burden aggregating 1,297,604 tons. The number of vessels flying the principal flags were :

	1895-96	1896-97.	1897-98.	1898-99.
German .	270	236	244	229
French .	132	116	97	151
Austrian .	14	112	124	113
Norwegian .	88	80	117	94
Italian .	59	54	53	58

Native craft are slowly but surely disappearing from the face of the Indian seas, as the figures below indicate :

	No	Tons.
1893-94 .	2 956	158,573
894 95 .	2,985	156,788
1895-96 .	2,004	150,805
1896-97 .	3,090	154,320
1897 98 .	2 751	150,691
1898 99 .	2,302	133,033

Vessels of this class are but seldom replaced now when they are stranded or founder or fall to pieces. Indeed India is not a shipbuilding country and the industry is conducted on the smallest basis. Last year six steamers were built, aggregate tonnage 498, that is, an average of 83 tons each, and 61 sailing vessels of an aggregate tonnage of 2,911, that is, 48 tons each. This outcome of the industry was slightly above the average.

## PART X.

## Frontier Trade.

With the recurrence of improved material conditions in India and the pacification of the north-western frontier, there was a sensible increase in the trade as indicated by the figures below, which represent trade in gold and silver as well as in merchandise (Rx):

	Imports.	Exports.	Total.
1893-94 . . .	4,351,251	3,698,321	8,049,572
1894-95 . . .	4,931,538	4,254,198	9,185,736
1895-96 . . .	4,974,286	4,230,297	9,204,583
1896-97 . . .	5,637,527	4,937,071	10,574,598
1897-98 . . .	5,634,501	4,931,697	10,566,298
1898-99 . . .	6,092,943	5,289,725	11,382,668

The record of gold and silver is, however, necessarily so fragmentary that, in considering the geographical distribution of the trade, it will be convenient to notice only the figures which relate to merchandise. These are entered below, the countries being arranged geographically, proceeding from west to east along the line of frontier:

	1896-97.	1897-98.	1898-99.	
	Rx.	Rx.	Rx.	
N.-W. Frontier . . .	{ Las Bela . . . . .	99,863	137,954	87,297
	{ Khelat . . . . .	107,873	123,500	120,501
	{ Kandahar . . . . .	645,781	473,084	593,801
	{ Zhob and Loralai . . . . .	69,514	58,005	66,743
	{ Kabul . . . . .	441,701	403,748	511,840
	{ Tirah . . . . .	29,053	23,191	36,574
	{ Bajaur . . . . .	844,335	570,922	736,447
	{ Kashmir . . . . .	1,357,712	1,334,637	1,559,416
	{ Ladakh . . . . .	115,253	93,186	115,702
	{ Tibet . . . . .	195,849	215,726	301,269
N. and N.-E. Frontier . . . . .	{ Nepal . . . . .	2,894,150	3,405,598	3,635,537
	{ Sikkim . . . . .	114,911	84,635	97,911
	{ Bhutan . . . . .	31,172	30,549	34,070
	{ Hill Tipperah . . . . .	61,217	57,222	59,024
E. Frontier . . . . .	{ Western China . . . . .	329,805	267,906	243,479
	{ Siam . . . . .	73,088	143,781	82,863
	{ North Shan States . . . . .	394,003	483,778	566,331
	{ South Shan States . . . . .	654,407	689,070	694,850
	{ Karenni . . . . .	208,754	172,028	200,857
	{ Zimmé . . . . .	237,643	298,661	291,908

## North-Western Frontier.

About 37 per cent of the whole frontier trade crossed this frontier last year. The principal countries with which trade is conducted are Kandahar, Kabul, Bajaur, and Kashmir.

*Kandahar and Kabul.*

With both regions trade recovered in the year from the depression incidental to the plague in Sind as well as the military operations on the frontier, the

reopening of the Khyber Pass having given an outlet for quantities of articles from Kabul which had been unable to reach India while the pass was closed. But a permanent discouragement to trade exists in both countries in the fiscal restrictions of the Amir. Until these are removed, free communication allowed, and fair roads constructed free from marauders, it is hopeless to expect the development of trade relations. The value of these in the last six years is (Rx):

	Kandahar.		Kabul.	
	Imports.	Exports.	Imports.	Exports.
1893-94 . .	335,849	328,172	188,831	405,215
1894-95 . .	299,090	309,762	160,400	267,365
1895-96 . .	410,541	257,002	165,003	306,233
1896-97 . .	418,405	227,376	151,538	290,163
1897-98 . .	309,299	163,785	129,110	274,638
1898-99 . .	329,917	263,884	217,235	294,605

These figures give a very clear indication of the stagnation which has overcome the trade. But so much has been written on the subject, in separate reports, as well as in these annual reviews, that no useful purpose would be served by repeating an oft-told tale and specifying the directions in which the trade has been contracted. Let it suffice to direct attention to the decline in the exports of tea to Kabul as stated below. For this, however, compensation has been found in the augmentation of exports oversea to the regions which were formerly supplied overland through Kabul, and the injury is only to the Amir's revenue and to his subjects engaged in the trade:

	Foreign Tea.	Indian Tea.
	lbs.	lbs.
1892-93 . .	879,536	375,536
1893-94 . .	597,968	152,880
1894-95 . .	388,864	150,528
1895-96 . .	155,792	175,280
1896-97 . .	284,032	193,872
1897-98 . .	144,816	45,248
1898-99 . .	284,368	69,216

#### *Bajaur.*

This trade recovered completely from the set-back of the military operations on the frontier, and it may perhaps rise to the exceptionally high level of 1896-97 during the present year, unless the reduction of the garrison in Chitral should affect the exports from India. The figures of the trade are (Rx):

	Imports.	Exports.
1894-95 . .	191,836	277,221
1895-96 . .	132,910	221,201
1896-97 . .	382,877	461,458
1897-98 . .	247,894	323,028
1898-99 . .	310,072	426,375

#### *Kashmir.*

The value of the imports and exports of merchandise is (Rx):

	Imports.	Exports.
1893-94 . .	422,888	528,708
1894-95 . .	513,555	612,941
1895-96 . .	636,388	640,618
1896-97 . .	722,282	635,430
1897-98 . .	769,871	564,826
1898-99 . .	836,171	723,245

The increase in the year is in some degree apparent not real, owing to the inclusion of the railborne trade between Sialkot and Jamu which had unaccountably not been registered before.

In existing circumstances this State is erroneously classed as a trans-frontier State, for the occupation of Chitral and Gilgit by British garrisons has moved the frontier of British India further to the north, and the State of Kashmir should properly be regarded as being in the condition of one of the mediatised States within India and the trade with it should be treated as internal, not trans-frontier, trade. But it continues to be the main highroad to Ladakh, which is a junction for trade between India and Western Thibet on the one hand and Yarkand and Kashgar on the other. Some convenience therefore is served by maintaining the record of trade with Kashmir. At the same time it must be said that by far the largest part of the trade is between Kashmir and India, comparatively little being trade which goes to or comes from the regions north of Kashmir; and a very great proportion of the almost phenomenal increase in the trade is due to recent modifications in the conditions which formerly kept Kashmir almost as a sealed book to people on the southern incline of the mountains which divide the valley from the plains of the Panjab. The vicious system of Government which ground the faces of the people has been swept away, and a new system introduced based on Indian principles of administration and organised by Anglo-Indian officials; the railway line from Sialkot and Jamu has linked that part of the Maharaja's territories to British India, the post office and telegraph are united with the Indian system; the local currency has been replaced by the currency of British India; the financial and fiscal arrangements have been reorganised; a cart-road has been carried into the valley from Rawalpindi to Srinagar, and a length of two hundred miles which formerly was laboriously traversed in three weeks is now a comfortable drive of three days; and finally the restrictions on the entrance into the valley of European visitors have been removed. The valley in the summer now swarms in every part with European visitors seeking health and relaxation, and they bring with them considerable sums to be spent in the valley, besides requiring the importation from India of comforts and necessaries. One result of all this administrative and economic revolution is to be found in the augmentation of trade, others are to be found in the prosperity and contentment of the people.

The principal articles in the trade, and their values (in Rs) in 1898-99, are:

<i>Imports.</i>	<i>Exports.</i>
Timber . . . . . 276,793	Cotton yarn and cloth 351,947
Ghi . . . . . 198,298	Sugar . . . . . 70,881
Woollens ( <i>pashmina</i> and <i>pattu</i> ) . . . . . 100,112	Salt . . . . . 70,936
Drugs, including <i>charas</i> . . . . . 55,082	Metals . . . . . 39,320
Fruits and nuts . . . . . 51,382	Tea . . . . . 19,109
Hides and skins . . . . . 38,138	
Grain and pulse . . . . . 27,669	

### Northern and North-Eastern Frontier.

#### *Thibet.*

There was a quite noticeable increase in the trade with this country, but it continues to be on the most trifling scale, and is likely to remain so while present conditions continue. Whether the country is capable of carrying on an extensive trade—say a trade equal in dimensions to our present trade with Nepal or

Kashmir—may admit of doubt; but in any case, if the capacity of the country is to be tested, two things are necessary: fair trade roads must be made into the heart of Thibet and the monopolies of the Lamas must cease. The figures of the trade are (Rx):

	Imports.	Exports.
1893-94 .	124,616	60,720
1894-95 .	145,256	65,245
1895-96 .	127,185	68,326
1896-97 .	140,456	55,393
1897-98 .	123,149	92,577
1898-99 .	168,479	132,790

#### Nepal.

The limitations to trade with Nepal are great: the Indian roads end at the frontier and there degenerate into tracks; the Nepalese administration do not permit Indians to enter the country to trade, or Nepalese to establish themselves in India for trade purposes, and all business has to be done at marts established on the frontier; there is no postal union, the currency is entirely local, and the contingency is always present that the Administration will prohibit exports of food-grains if prices mount to a profitable level for the cultivator and an annoying level for the consumer. But a large part of the trade is carried on, not with the valley of Nepal, but with the Terai skirting the mountains and with only an artificial boundary separating it from British territory. From this tract comes the rice which bulks so largely in the trade with Nepal. In the face of all drawbacks, however, the trade with Nepal increases, as the figures of value (Rx) testify:

	Imports.	Exports.
1894-95 .	1,716,653	1,231,238
1895-96 .	1,765,341	1,272,134
1896-97 .	1,489,483	1,404,667
1897-98 .	1,914,194	1,491,404
1898-99 .	2,067,223	1,568,314

The principal articles of the trade are these:

	1895-96.	1896-97.	1897-98.	1898-99.
<i>Imports—</i>				
Horses, cattle, sheep and goats . . . . .	140,612	115,232	130,509	219,356
Hides and skins . . . . .	52,380	62,815	111,234	81,601
Drugs, non-intoxicating . . . . .	66,588	44,712	41,993	53,844
Rice, husked and unhusked . . . . .	635,624	428,590	731,319	804,285
Other food-grains . . . . .	179,540	156,204	186,755	212,733
Ghi . . . . .	75,544	59,669	92,704	106,231
Provisions . . . . .	82,962	58,455	41,428	42,371
Linseed . . . . .	117,100	124,954	89,779	138,988
Mustard, rape, and other oilseeds . . . . .	88,242	107,546	141,134	155,305
Spices . . . . .	57,426	52,250	47,210	47,646
Tobacco . . . . .	52,965	56,818	98,892	38,593
Timber . . . . .	81,361	68,546	48,318	37,121
<i>Exports—</i>				
Cotton yarn . . . . .	95,606	107,561	136,367	194,058
„ piece-goods . . . . .	448,145	486,892	482,237	555,656
Metals . . . . .	98,495	101,820	117,063	99,699
Provisions . . . . .	129,147	108,734	79,534	85,244
Salt . . . . .	93,469	114,574	146,362	131,940
Spices . . . . .	103,031	119,306	125,460	123,011
Sugar . . . . .	54,789	62,257	50,575	61,953
Tobacco . . . . .	42,173	55,619	103,191	73,771
Petroleum . . . . .	27,779	47,104	80,393	49,938

## Eastern Frontier.

*Western China.*

The development of the trade with this region continues disappointingly slow, but it must be noted that the registration is extremely imperfect. Such as the figures are, they indicate the trade with Western China to have been (Rx):

	Imports.	Exports.
1893-94 .	137,216	134,156
1894-95 .	115,506	200,745
1895-96 .	86,907	138,072
1896-97 .	99,591	230,214
1897-98 .	64,435	203,471
1898-99 .	91,492	191,987

It is to be hoped that the extension of railway to the Kunlon ferry may improve the conditions.

With *Siam* the trade is unimportant, the routes being difficult and not free from risk, while the populous part of the country is in the south where trade is carried on over the waterways and the ocean with Singapore.

Our trade with the other regions on this frontier, namely, the *Shan States*, *Karenni*, and *Zimmé*, is as follows (Rx):

*Northern Shan States.*

	Imports.	Exports.
1894-95 .	216,965	185,721
1895-96 .	180,799	169,216
1896-97 .	189,024	204,979
1897-98 .	273,619	210,159
1898-99 .	336,681	229,650

*Southern Shan States.*

1894-95 .	164,090	216,501
1895-96 .	168,642	255,426
1896-97 .	318,156	336,251
1897-98 .	324,364	364,656
1898-99 .	310,879	383,971

*Karenni.*

1894-95 .	233,868	9,850
1895-96 .	206,687	28,757
1896-97 .	192,632	16,122
1897-98 .	153,543	18,485
1898-99 .	185,880	14,977

*Zimmé.*

1894-95 .	203,321	25,222
1895-96 .	182,999	25,611
1896-97 .	180,752	56,891
1897-98 .	235,581	63,080
1898-99 .	203,715	87,193

Teakwood logs are the most important constituent of the imports from these regions.

The whole trade of Burma carried on across the frontier was slightly over two millions of Rx last year, so far as it was registered; but it is reasonably certain that it was really not much, if at all, less than double that sum.

*General.*

The general character of the trade carried on across the Indian frontiers from west to east will be understood by an inspection of the appended list in which are entered the principal articles imported and exported, and their value last year (in Rx) :

<i>Imports.</i>	<i>Exports.</i>
Animals, living :	Animals, living . . . . . 79,910
Horses, ponies, mules . . . . . 57,996	Cotton, raw . . . . . 116,150
Cattle . . . . . 279,142	Cotton yarn :
Other kinds . . . . . 162,763	European . . . . . 316,472
Borax . . . . . 19,580	Indian . . . . . 159,681
Drugs and medicines, including charas . . . . . 191,341	Cotton goods :
Dyes . . . . . 31,132	European . . . . . 1,327,176
Fruits, vegetables, and nuts . . . . . 268,145	Indian . . . . . 406,049
Grain and pulse (largely rice) . . . . . 1,266,496	Dyes :
Hides, skins, and horns . . . . . 181,135	Indigo . . . . . 45,142
Seeds :	Other kinds . . . . . 32,504
Oilseeds (chiefly linseed and rapeseed) . . . . . 346,024	Grain and pulse . . . . . 104,203
Provisions :	Metals, mainly brass, copper, and iron . . . . . 214,415
Ghi . . . . . 483,091	Oils: Petroleum . . . . . 80,390
Other kinds . . . . . 270,907	Provisions . . . . . 224,710
Silk, raw . . . . . 61,462	Salt . . . . . 317,662
Spices . . . . . 80,249	Silk goods . . . . . 136,839
Tobacco . . . . . 54,490	Spices . . . . . 196,579
Wood and timber, chiefly teak . . . . . 821,608	Sugar . . . . . 197,150
Wool, raw . . . . . 328,109	Tea :
Woollen goods . . . . . 123,141	Indian . . . . . 34,999
	Foreign . . . . . 56,376
	Tobacco . . . . . 122,896
	Woollen goods . . . . . 64,094



PART XI.  
Coasting Trade.

The total trade, imports and exports, merchandise and treasure, was (Rx):

1894-95	. .	70,317,044
1895-96	.	74,604,838
1896-97	.	68,195,363
1897-98	.	75,818,856
1898-99	.	68,701,876

Taking the export value as representing the actual value, the trade of the last five years is stated in the figures appended, which do not include the exports of Government stores or treasure (Rx) :—

	Indian Merchandise.	Foreign Merchandise.	Treasure.
1894-95 . . .	25,027,220	7,541,147	2,113,256
1895-96 . . .	26,229,816	7,849,728	1,787,685
1896-97 . . .	25,215,226	6,688,431	1,896,640
1897-98 . . .	29,150,764	7,113,212	2,214,259
1898-99 . . .	24,761,313	6,677,507	1,681,862

There was a decline in merchandise (Indian) of Rx 4,389,000, of which Rx 3,811,000 represent a decline in the trade in grain and pulse which was abnormally high as long as prices in India continued at or about famine level. With the descent of prices the rice of Burma was once again shipped to foreign countries from which it had been diverted from the autumn of 1896. The decline in the trade in treasure was largely a consequence of the fall in prices of rice.

The exportations of rice from Burma to other parts of India are as follow (in million cwt.) :

1893-94	.	7.10
1894-95	.	5.48
1895-96	.	2.80
1896-97	.	6.78
1897-98	.	12.29
1898-99	.	6.96

The principal articles in the trade are mentioned in the list below in the order of their importance, with their values, that is, the value of the imports into British Indian ports (in Rx):

*Indian Merchandise.*

	1896-97.	1897-98.	1898-99.
1. Grain and pulse . . . . .	6,535,547	9,767,670	5,956,984
2. Cotton, raw . . . . .	3,445,032	2,141,075	3,432,030
3. Cotton manufactures, including twist and yarn . . . . .	2,640,737	2,670,751	2,907,078
4. Spices . . . . .	1,156,058	1,298,944	1,598,719
5. Jute manufactures . . . . .	1,527,196	1,706,671	1,411,009
6. Coal . . . . .	612,762	1,019,790	1,209,354
7. Teak timber . . . . .	1,032,943	987,470	1,091,728
8. Oils . . . . .	905,323	881,023	1,087,823
9. Provisions . . . . .	742,586	815,774	984,906
10. Salt . . . . .	1,014,830	1,043,488	971,569
11. Seeds . . . . .	959,108	898,988	953,413
12. Cocoanuts and kernel . . . . .	743,913	802,724	846,979
13. Tobacco . . . . .	629,098	665,314	650,252
14. Sugar . . . . .	514,467	427,454	526,380
15. Spirit . . . . .	428,438	459,308	507,562
16. Hides and skins . . . . .	521,083	506,022	467,096
17. Jute, raw . . . . .	540,216	554,106	414,743
18. Timber and wood, other than teak . . . . .	352,249	351,972	384,714
19. Coffee . . . . .	207,813	191,592	294,387
20. Tea . . . . .	168,192	137,726	218,220

## Coasting Shipping.

The number and registered tonnage of the vessels engaged in the coasting trade is (ooo omitted in tonnage) :—

*Entered.*

	STEAMERS.		SAILING No.	VESSELS, NATIVE		CRAFT. Tons.
	No.	Tons.		Tons.	No.	
1893-94	9,224	9,974	2,695	239	153,348	2,574
1894-95	9,673	10,204	2,919	200	150,728	2,547
1895-96	9,829	10,581	3,396	219	159,755	2,728
1896-97	9,755	10,168	3,048	169	138,575	2,388
1897-98	9,200	9,810	3,083	162	132,031	2,269
1898-99	9,232	10,303	3,162	141	144,234	2,376


*Cleared.*

1893-94	9,238	9,996	2,675	223	143,503	2,547
1894-95	9,697	10,243	2,788	200	144,289	2,544
1895-96	9,772	10,480	3,461	211	151,073	2,665
1896-97	9,812	10,248	3,119	173	129,085	2,318
1897-98	9,219	9,796	3,209	178	123,043	2,211
1898-99	9,271	10,445	3,241	150	132,354	2,319

As in the foreign so in the coasting trade, sailing vessels are gradually but surely leaving the seas to steamers, the tonnage of the latter amounting to 80·6 per cent of the total tonnage engaged in the coasting trade.

SIMLA  
September 3, 1899 }

J. E. O'CONOR

TABLES   
RELATING TO THE  
TRADE OF BRITISH INDIA  
WITH  
BRITISH POSSESSIONS  
AND FOREIGN COUNTRIES  
FOR THE  
FIVE YEARS  
1894-95 TO 1898-99.

## CONTENTS.

---

### TABLES RELATING TO THE TRADE OF BRITISH INDIA.

No. of Table.		Page
1	TOTAL TRADE: Imports and Exports: Value - - - - -	4
2	PRIVATE MERCHANDISE: Principal Countries: Imports - - - - -	5
3	"                    Exports (Indian Produce, &c.) - - - - -	6
4	"                    " (Foreign " ) - - - - -	7
5	Principal Articles: Imports: Quantity - - - - -	8
6	"                    "          Value - - - - -	9
7	"                    Exports (Indian Produce, &c.): Quantity - - - - -	22
8	"                    "          "          Value - - - - -	23
9	"                    " (Foreign " ) : Quantity - - - - -	30
10	"                    "          "          Value - - - - -	31
11	Articles and Countries. Imports and Exports: Quantity and Value	40
12	GOVERNMENT STORES: Imports - - - - -	84
13	Exports - - - - -	87
14	TREASURE: Imports from different Countries - - - - -	88
15	Description of Imports - - - - -	89
16	Exports to different Countries - - - - -	90
17	Description of Exports - - - - -	91
18	PROVINCES AND PORTS: Distribution of Trade Imports - - - - -	92
19	"                    "          "          Exports - - - - -	93
20	CUSTOMS DUTY: Gross amount collected on different Articles, &c. - - - - -	94
21	LAND TRADE: Value of Registered Imports and Exports, distinguishing Countries, &c. - - - - -	95
22	SHIPPING. Vessels entered and cleared, distinguishing Steamers <i>via</i> Suez Canal - - - - -	96
23	"                    "          with Cargoes and in Ballast - - - - -	"
24	"          entered, distinguishing Countries - - - - -	97
25	"          cleared, "          " - - - - -	98
26	"          entered and cleared, distinguishing Nationalities - - - - -	99
27	"          built at Indian Ports - - - - -	100
28	"          first registered at Indian Ports - - - - -	"
29	COASTING TRADE: Value of the Total Trade - - - - -	101
30	Total Value of Private Merchandise and Treasure imported into and exported from Indian Ports in the several Presidencies and Provinces - - - - -	"
31	COASTING SHIPPING: Vessels entered and cleared with Cargoes and in Ballast - - - - -	102
32	TRADE OF ADEN - - - - -	"

INDIA OFFICE,  
23<sup>d</sup> December 1899.

HORACE WALPOLE,  
Assistant Under Secretary of State.

**T A B L E S**  
RELATING TO  
**THE TRADE OF BRITISH INDIA.**

NOTE.—The Values throughout the following Tables represent Tens of Rupees.

No. 1.  
VALUE of the TOTAL TRADE.

	1894-95.	1895-96.	1896-97.	1897-98.	1898-99.
<b>SEA-BORNE TRADE.</b>					
<b>Imports:</b>					
PRIVATE MERCHANDISE - - - - -	70,167,438	69,316,395	71,793,829	69,266,663	68,380,341
GOVERNMENT STORES - - - - -	3,361,555	3,620,358	4,323,544	4,380,372	3,721,187
TOTAL MERCHANDISE - - -	73,528,993	72,936,753	76,117,373	73,647,035	72,101,528
TREASURE - - - - -	9,581,207	13,367,986	13,084,563	20,530,617	17,895,613
TOTAL IMPORTS - - -	83,110,200	86,304,739	89,201,936	94,177,652	89,997,141
<b>Exports:</b>					
PRIVATE MERCHANDISE.					
INDIAN PRODUCE AND MANUFACTURES -	103,757,585	109,545,624	99,880,660	93,786,101	109,350,277
FOREIGN DITTO - - - - -	5,057,414	4,717,516	4,033,637	3,751,172	3,371,196
GOVERNMENT STORES - - - - -	98,779	71,598	69,799	95,508	78,252
TOTAL MERCHANDISE - - -	108,913,778	114,334,738	103,984,096	97,632,781	112,799,725
TREASURE - - - - -	8,226,072	4,259,811	4,937,496	7,148,647	7,411,421
TOTAL EXPORTS - - -	117,139,850	118,594,549	108,921,592	104,781,428	120,211,146
<b>Total Sea-borne Trade - - -</b>	<b>200,250,050</b>	<b>204,899,288</b>	<b>198,123,528</b>	<b>198,959,080</b>	<b>210,208,287</b>
NET EXPORTS OF MERCHANDISE - - -	35,384,785	41,397,985	27,866,723	23,985,746	40,698,197
NET IMPORTS OF TREASURE - - - - -	1,355,135	9,108,175	8,147,067	13,381,970	10,484,192
EXCESS OF EXPORTS - - - - -	34,029,650	32,289,810	19,719,656	10,604,776	30,214,005
INDIA COUNCIL BILLS PAID IN INDIA - -	28,884,000	33,081,000	25,228,000	14,795,000	28,386,000
BILLS DRAWN ON INDIA FOR INTEREST ON ENFACED RUPEE PAPER - - - - -	762,000	831,000	839,000	708,000	710,000
RUPEE PAPER ENFACED FOR PAYMENT OF INTEREST IN LONDON (NET AMOUNT) - -	- 649,000	1,826,000	- 1,284,000	- 2,535,000	- 89,000
<b>Percentage of Sea-borne Trade via Suez Canal:</b>					
IMPORTS, MERCHANDISE - - - - -	84 02	83 75	85 50	83 92	85 69
"    TREASURE - - - - -	77 03	71 59	71 63	74 16	60 61
EXPORTS, MERCHANDISE - - - - -	60 22	61 72	60 17	58 89	66 19
"    TREASURE - - - - -	82 39	58 25	43 58	33 01	56 27
TOTAL SEA-BORNE TRADE - - -	70 67	70 13	70 24	66 64	68 02
<b>LAND TRADE.</b>					
<b>Imports:</b>					
MERCHANDISE - - - - -	4,359,517	4,577,271	4,794,525	5,022,678	5,501,629
TREASURE - - - - -	572,021	397,015	843,002	611,923	591,314
TOTAL IMPORTS - - -	4,931,538	4,974,286	5,637,527	5,634,601	6,092,943
<b>Exports:</b>					
MERCHANDISE - - - - -	3,759,498	3,769,097	4,309,806	4,083,587	4,640,383
TREASURE - - - - -	494,700	461,200	627,265	848,110	649,342
TOTAL EXPORTS - - -	4,254,198	4,230,297	4,937,071	4,931,697	5,289,725
<b>Total Land Trade - - -</b>	<b>9,185,736</b>	<b>9,204,583</b>	<b>10,574,598</b>	<b>10,566,298</b>	<b>11,382,668</b>

## No. 2.

## VALUE of IMPORTS of MERCHANDISE (exclusive of Government Stores) from PRINCIPAL COUNTRIES into British India.

COUNTRIES.	1894-95.	1895-96.	1896-97.	1897-98.	1898-99.
UNITED KINGDOM - - - - -	51,105,757	47,161,484	50,296,634	46,454,866	47,032,170
<b>BRITISH POSSESSIONS:</b>					
Europe: Gibraltar - - - - -	13,560	12,796	11,638	10,284	4,941
Malta - - - - -	3,658	6,168	4,868	2,741	1,630
Asia: Aden - - - - -	166,221	125,999	136,825	153,179	115,342
Ceylon - - - - -	451,821	541,770	682,643	1,071,142	702,005
China, Hong Kong - - - - -	1,768,474	1,717,206	1,420,444	1,291,853	1,150,876
Straits Settlements - - - - -	2,103,158	2,075,220	1,842,122	2,409,828	2,006,210
Africa: Cape Colony - - - - -	1,398	1,336	7,931	2,153	1,205
Mauritius - - - - -	1,961,603	1,721,339	1,807,631	1,683,071	1,959,345
Natal - - - - -	3,068	6,245	1,786	6,090	4,179
America: Canada - - - - -	4,807	366	403	1,074	619
Australia (including Tasmania and New Zealand)	243,649	233,543	452,676	334,430	325,703
	6,721,417	6,441,988	6,368,967	6,965,845	6,272,055
<b>FOREIGN COUNTRIES.</b>					
Europe: Austria-Hungary - - - - -	1,194,115	1,324,871	1,487,788	2,146,793	2,428,375
Belgium - - - - -	1,866,365	2,729,646	2,403,703	2,284,839	2,230,432
Denmark - - - - -	883	1,088	758	427	1,770
France - - - - -	860,430	978,970	920,096	882,796	1,031,845
Germany - - - - -	1,731,453	2,351,776	2,307,821	2,434,519	1,727,876
Greece - - - - -	326	431	332	301	448
Holland - - - - -	168,982	226,900	240,105	289,088	352,201
Italy - - - - -	342,039	420,814	464,717	499,163	556,928
Norway - - - - -	68,505	114,382	72,952	65,273	53,792
Portugal - - - - -	4,802	5,546	4,259	3,732	6,747
Russia - - - - -	1,007,646	1,867,558	2,019,595	2,080,757	2,052,995
Spain - - - - -	0	95	529	3,736	8,145
Sweden - - - - -	39,146	60,435	95,151	132,815	113,260
Turkey in Europe - - - - -	703	1,454	1,539	2,568	2,706
Asia: Arabia - - - - -	530,663	564,480	494,690	499,471	443,794
China, Treaty Ports	894,483	1,088,652	728,645	399,159	541,013
Cochin-China - - - - -	508	107	715	26,710	48
Japan - - - - -	288,898	417,193	547,356	534,519	545,005
Java - - - - -	221,260	181,070	140,480	208,149	195,806
Maldiv Islands - - - - -	22,339	18,455	8,763	9,943	5,988
Mekran and Sonmiani - - - - -	66,546	128,189	69,824	80,643	63,000
Persia - - - - -	794,677	872,798	685,983	691,913	583,953
Philippine Islands - - - - -	3,264	3,345	3,575	2,051	1,262
Siam - - - - -	115,578	157,775	96,099	104,469	59,815
Sumatra - - - - -	0	383	25,454	328,995	159,494
Turkey in Asia - - - - -	405,620	502,249	391,603	291,286	145,478
Africa: Abyssinia - - - - -	9,742	7,517	6,326	13,270	4,389
Egypt - - - - -	282,291	250,792	199,723	190,828	125,708
Madagascar - - - - -	5,028	2,796	2,990	4,434	3,790
Mozambique - - - - -	31,091	32,134	26,203	35,230	12,402
Réunion - - - - -	775	51	45	1,676	690
Zanzibar - - - - -	260,783	255,282	205,056	155,655	234,857
America: South America - - - - -	4,358	2,986	126	554	364
United States - - - - -	1,106,441	1,139,438	1,466,949	1,431,075	1,362,669
West Indies* - - - - -	0	12	64	90	385
Other Countries - - - - -	10,524	3,253	8,214	9,025	18,686
	12,340,264	15,712,923	15,128,228	15,845,952	15,076,116
<b>TOTAL IMPORTS - - - - -</b>	<b>70,167,438</b>	<b>69,316,395</b>	<b>71,793,829</b>	<b>69,266,663</b>	<b>68,380,341</b>

\* British and Foreign Possessions are not shown separately for the West Indies.

VALUE of EXPORTS of INDIAN PRODUCE and MANUFACTURES (exclusive of Government Stores)  
to PRINCIPAL COUNTRIES from British India.

COUNTRIES.		1894-95.	1895-96.	1896-97.	1897-98.	1898-99.
UNITED KINGDOM - - - - -		32,795,328	35,000,899	31,646,304	29,196,201	32,006,018
BRITISH POSSESSIONS.						
Europe.	Gibraltar - - - - -	48,197	46,095	16,698	44,816	2,810
	Malta - - - - -	205,209	14,207	8,743	4,039	5,883
Asia	Aden - - - - -	851,955	761,244	784,000	848,374	1,064,540
	Ceylon - - - - -	3,262,299	3,500,082	3,109,983	3,997,789	4,207,212
	China, Hong Kong - - - - -	7,978,962	8,097,764	8,251,671	7,538,316	7,941,569
	Straits Settlements - - - - -	5,238,985	5,845,931	5,007,998	4,293,598	5,644,409
Africa	Cape Colony - - - - -	223,755	346,541	338,924	291,983	266,783
	Mauritius - - - - -	1,243,143	1,092,737	1,125,926	1,124,202	1,271,087
	Natal - - - - -	201,750	237,384	389,394	260,907	368,036
	St Helena - - - - -	23,423	25	58	775	0
America	Canada - - - - -	42,166	26,880	45,291	34,330	46,205
Australia (including Tasmania and New Zealand)		1,325,522	1,213,368	1,178,876	1,235,866	1,281,956
		20,645,366	21,182,258	20,237,652	19,694,995	22,100,490
FOREIGN COUNTRIES						
Europe	Austria-Hungary - - - - -	2,438,977	3,344,489	2,496,685	2,101,259	2,087,180
	Belgium - - - - -	3,786,303	3,941,490	3,052,888	3,027,958	4,742,181
	Denmark - - - - -	476	1,805	480	1,136	1,453
	France - - - - -	8,660,680	8,664,871	6,355,496	5,627,200	7,815,970
	Germany - - - - -	7,718,877	8,054,374	7,535,579	7,181,595	8,245,806
	Greece - - - - -	10,621	11,247	13,927	7,935	7,716
	Holland - - - - -	1,431,033	769,048	597,885	298,934	471,782
	Italy - - - - -	2,980,601	3,122,050	3,027,963	2,674,166	3,305,053
	Norway - - - - -	38	234	0	0	415
	Portugal - - - - -	28,702	32,945	0	37,281	53,686
	Russia - - - - -	466,740	247,860	256,671	109,057	122,724
	Spain - - - - -	272,578	381,626	171,656	206,092	152,241
	Sweden - - - - -	33,863	16,643	19,682	11,326	18,411
	Turkey in Europe - - - - -	86,723	75,977	82,226	68,906	90,984
Asia.	Arabia - - - - -	898,312	852,341	783,931	864,313	1,297,086
	China, Treaty Ports - - - - -	4,569,763	5,680,339	5,430,255	4,524,327	4,766,344
	Cochin-China - - - - -	175,524	203,884	329,201	76,366	144,984
	Japan - - - - -	1,663,701	2,789,436	4,075,886	4,157,981	5,215,587
	Java - - - - -	106,991	246,514	133,265	123,919	87,257
	Maldivo Islands - - - - -	20,589	13,070	17,621	12,073	12,680
	Mekran and Sonmani - - - - -	38,136	43,182	48,905	56,291	50,189
	Persia - - - - -	727,548	612,987	417,117	541,956	705,340
	Philippine Islands - - - - -	30,821	34,573	30,685	23,048	3,611
	Siam - - - - -	24,628	35,268	34,113	40,077	32,727
	Sumatra - - - - -	386	912	3,275	3,215	0
	Turkey in Asia - - - - -	637,073	514,141	515,622	464,317	547,623
Africa	Abyssinia - - - - -	192,181	206,342	171,758	82,797	256,300
	Egypt - - - - -	4,627,748	5,175,741	4,853,561	3,947,339	6,847,080
	Madagascar - - - - -	16,706	35,870	28,003	19,057	7,718
	Mozambique - - - - -	123,609	161,875	176,395	109,186	119,551
	Réunion - - - - -	229,271	192,254	225,197	106,345	136,358
	Zanzibar - - - - -	530,726	509,060	540,198	531,880	643,472
America :	South America - - - - -	1,621,060	1,182,021	1,436,142	1,712,047	1,274,553
	United States - - - - -	5,838,596	5,907,555	4,813,706	5,874,709	5,384,191
	West Indies* - - - - -	266,826	213,259	153,454	102,561	159,329
Other Countries - - - - -		60,484	87,184	147,276	168,256	236,187
		50,316,891	53,362,467	47,976,704	44,894,905	55,243,769
TOTAL EXPORTS - - -		103,757,585	109,545,624	99,890,660	93,786,101	109,350,277

\* See note on page 5.

## No. 4.

VALUE of EXPORTS of FOREIGN (including BRITISH and COLONIAL) MERCHANDISE (exclusive of Government Stores) to PRINCIPAL COUNTRIES from British India.

COUNTRIES.	1894-95.	1895-96.	1896-97.	1897-98.	1898-99.
UNITED KINGDOM - - - - -	1,038,689	1,141,803	970,861	1,013,958	847,486
BRITISH POSSESSIONS :					
Europe : Gibraltar - - - - -	16,792	16,071	11,101	22	54
Malta - - - - -	9,456	6,373	2,994	0	215
Asia : Aden - - - - -	203,750	190,132	156,558	148,585	141,227
Ceylon - - - - -	187,862	172,376	134,776	100,749	102,858
China, Hong Kong - - - - -	134,833	152,594	127,106	136,998	137,293
Straits Settlements - - - - -	389,899	363,877	321,792	269,371	329,563
Africa : Cape Colony - - - - -	2,455	1,865	4,348	969	4,670
Mauritius - - - - -	158,703	142,049	102,116	73,385	55,558
Natal - - - - -	19,080	36,530	48,858	41,116	16,619
America : Canada - - - - -	2	0	0	0	147
Australia (including Tasmania and New Zealand).	5,053	5,330	10,748	1,174	5,314
	1,127,885	1,087,197	920,397	772,369	793,518
FOREIGN COUNTRIES :					
Europe : Austria-Hungary - - - - -	4,388	6,017	6,779	4,590	10,333
Belgium - - - - -	9,240	11,741	6,696	11,280	7,031
France - - - - -	21,025	13,572	12,636	15,578	10,445
Germany - - - - -	4,785	6,389	11,252	6,846	8,949
Greece - - - - -	80	113	53	20	348
Holland - - - - -	205	1	819	23	64
Italy - - - - -	15,702	18,350	41,897	24,578	15,560
Russia - - - - -	13,446	154,056	169,557	100,650	7,355
Spain - - - - -	0	0	70	0	0
Sweden - - - - -	0	0	0	50	0
Turkey in Europe - - - - -	3,121	1,466	691	733	429
Asia : Arabia - - - - -	326,041	413,170	307,087	310,448	258,796
China, Treaty Ports - - - - -	11,889	18,593	9,551	7,350	8,684
Cochin-China - - - - -	42	75	70	32	88
Japan - - - - -	17,779	29,947	18,328	15,477	22,450
Java - - - - -	5,229	6,433	5,252	3,426	1,857
Maldivé Islands - - - - -	2,197	829	1,264	647	1,003
Mekran and Sonmiani - - - - -	25,338	24,369	14,790	21,941	16,822
Persia - - - - -	1,652,528	1,101,451	918,893	862,155	856,642
Philippine Islands - - - - -	3	106	0	65	191
Siam - - - - -	2,393	2,875	2,876	2,991	4,834
Sumatra - - - - -	380	0	1	100	339
Turkey in Asia - - - - -	346,937	232,798	193,108	137,328	145,657
Africa : Abyssinia - - - - -	22,187	28,146	25,990	757	5,343
Egypt - - - - -	41,292	31,316	23,286	22,691	18,030
Madagascar - - - - -	25,596	41,839	25,408	15,429	6,374
Mozambique - - - - -	113,984	113,885	106,071	120,467	94,503
Réunion - - - - -	3,305	2,252	10,926	59	20
Zanzibar - - - - -	205,313	209,044	209,257	250,029	205,780
America : South America - - - - -	1,046	374	831	2,935	865
United States - - - - -	3,801	6,342	4,792	1,386	3,114
West Indies* - - - - -	228	178	372	475	131
Other Countries - - - - -	11,340	12,789	13,776	24,309	18,155
	2,890,840	2,488,516	2,142,379	1,964,845	1,730,192
TOTAL EXPORTS - - -	5,057,414	4,717,516	4,033,637	3,751,172	3,371,196

\* See note on page 5.



## QUANTITY\* of IMPORTS of PRINCIPAL ARTICLES into British India.

ARTICLES.	1894-95.	1895-96.	1896-97.	1897-98.	1898-99.
<b>I.—ANIMALS, LIVING .</b>					
Horses - - - - - No.	7,583	8,679	7,191	4,982	7,622
Other sorts - - - - - "	1,808	2,430	2,101	2,563	1,715
Total Number of Animals, Living - "	9,391	11,109	9,292	7,545	9,337
<b>II—ARTICLES OF FOOD AND DRINK :</b>					
Coffee - - - - - Cwt.	19,919	9,688	8,300	11,185	20,748
<b>Fruits and Vegetables .</b>					
<b>Fruits .</b>					
Cocoanuts - - - - - No	10,834,704	14,237,738	13,200,252	18,384,408	16,441,728
" Kernel or Copra - - - - - Cwt.	10,199	15,670	32,979	42,577	10,443
Other sorts - - - - - "	—	—	—	—	—
Vegetables, fresh - - - - - "	—	—	—	—	—
<b>Grain and Pulse .</b>					
Gram - - - - - Cwt.	354	1,994	921	2,409	931
Pulse - - - - - "	17,789	34,426	80,494	90,930	28,934
Rice in the husk - - - - - "	26,866	3,530	47	24,231	7,407
" not in the husk - - - - - "	95,327	14,489	27,803	678,387	6,010
Wheat - - - - - "	232,468	144,974	601,356	46,325	47
Wheat flour - - - - - "	11,158	11,450	12,135	28,586	8,304
Other sorts - - - - - "	99,561	95,470	357,846	201,547	7,538
"	483,523	306,333	1,080,602	1,072,415	59,171
Hops - - - - - Cwt.	5,208	5,096	6,233	3,027	3,781
<b>Liquors</b>					
Ale Beer, Porter, Cider, &c - Gals.	2,517,294	3,052,417	3,025,833	2,838,572	3,231,025
<b>Spirits .</b>					
Brandy - - - - - "	240,010	273,185	261,112	279,400	290,556
Gin - - - - - "	61,393	64,354	69,807	68,084	64,252
Liqueurs - - - - - "	10,355	14,083	13,651	11,966	14,615
Rum - - - - - "	40,346	41,447	41,823	45,649	51,390
Whisky - - - - - "	466,454	511,094	509,571	511,986	546,197
Other sorts - - - - - "	284,912	296,616	297,596	300,406	296,338
"	1,103,470	1,200,779	1,193,560	1,217,491	1,263,348
<b>Wines</b>					
Champagne - - - - - "	34,332	40,726	36,160	29,950	31,825
Claret - - - - - "	84,299	101,480	82,740	75,364	74,478
Port - - - - - "	85,363	88,982	82,145	84,540	82,518
Sherry - - - - - "	36,951	36,337	27,832	25,528	24,747
Other sorts - - - - - "	118,907	134,390	126,377	110,719	118,636
"	359,852	401,915	355,254	326,101	332,204
"	3,980,616	4,655,111	4,574,647	4,382,164	4,826,577
<b>Provisions :</b>					
Bacon and Hams - - - - - Lbs.	969,927	949,013	1,022,365	983,730	1,093,694
Biche de mer - - - - - "	16,170	23,158	25,556	17,271	18,475
Butter - - - - - "	301,997	211,516	186,539	209,785	222,329
Cheese - - - - - "	906,968	863,371	881,267	911,231	948,754
Fishmaws and Sharkfins - - - - - "	1,290,519	1,643,728	1,547,473	1,567,784	1,326,528
Fish dry, salted - - - - - "	17,686,521	16,984,773	12,054,401	17,127,480	14,559,185
" dry, unsalted - - - - - "	1,699,483	3,012,300	2,466,474	2,176,960	3,445,207
" wet, salted ( <i>ngapu</i> ) - - - - - "	4,903,271	9,971,563	14,542,597	17,162,815	14,479,313
<b>Fruits and Vegetables—dried, salted, or preserved :</b>					
Dates - - - - - Cwt.	752,984	817,535	547,295	658,206	463,181
Other sorts - - - - - "	108,910	105,211	94,003	119,034	96,321
Gin - - - - - Lbs.	233,956	2,539,936	1,186,422	393,986	90,372
Other sorts - - - - - Cwt.	182,190	218,199	226,141	276,975	243,678

\* The mark—denotes that the quantities are not stated, owing to the variety of articles included under one head, or for other reasons; while the mark 0 signifies that there was no import or export at all, as the case may be, of the article in question.

## VALUE of IMPORTS of PRINCIPAL ARTICLES into British India.

ARTICLES.	1894-95.	1895-96.	1896-97.	1897-98.	1898-99.
<b>I.—ANIMALS, LIVING :</b>					
Horses - - - - -	261,116	301,628	361,747	218,275	323,096
Other sorts - - - - -	7,928	6,957	5,711	9,356	6,210
Total Value of Animals, Living - - -	269,044	308,585	367,458	227,631	329,306
<b>II.—ARTICLES OF FOOD AND DRINK :</b>					
Coffee - - - - -	120,691	60,229	49,695	52,844	69,689
<b>Fruits and Vegetables :</b>					
<b>Fruits :</b>					
Cocoanuts - - - - -	48,078	60,790	62,000	85,398	78,725
" Kernel or Copra - - - - -	10,162	16,908	36,188	46,467	11,481
Other sorts - - - - -	10,444	14,241	8,360	7,756	13,421
Vegetables, fresh - - - - -	7,310	11,855	12,289	8,860	8,789
	75,994	113,794	118,837	148,481	112,416
<b>Grain and Pulse :</b>					
Gram - - - - -	196	1,080	562	1,448	476
Pulse - - - - -	6,100	12,527	39,157	44,524	12,575
Rice in the husk - - - - -	8,079	1,104	15	13,160	2,264
" not in the husk - - - - -	47,224	7,555	16,228	413,390	3,370
Wheat - - - - -	94,785	57,469	344,336	25,180	30
Wheat Flour - - - - -	11,905	11,948	12,321	25,368	8,992
Other sorts - - - - -	32,058	34,276	142,837	87,722	3,557
	201,247	125,959	555,456	610,792	31,264
Hops - - - - -	46,924	38,699	38,872	23,487	44,769
<b>Liquors :</b>					
<b>Ale, Beer, Porter, Cider, &amp;c. - - - - -</b>					
	398,414	479,765	474,776	462,431	481,438
<b>Spirits .</b>					
Brandy - - - - -	184,751	222,134	213,109	227,907	231,069
Gin - - - - -	24,514	26,986	29,554	29,223	25,743
Liqueurs - - - - -	16,934	22,100	20,099	15,863	20,571
Rum - - - - -	8,572	9,248	9,477	9,871	10,061
Whusky - - - - -	330,082	368,447	373,735	366,534	381,201
Other sorts - - - - -	162,955	175,288	181,119	171,828	187,957
	727,808	824,203	827,093	821,226	856,602
<b>Wines :</b>					
Champagne - - - - -	100,255	128,091	110,941	86,600	93,905
Claret - - - - -	45,864	54,654	47,797	41,469	40,553
Port - - - - -	75,507	84,866	73,447	77,150	75,930
Sherry - - - - -	30,392	29,942	21,985	20,001	19,469
Other sorts - - - - -	79,940	94,307	88,905	79,618	79,623
	331,958	391,860	343,075	304,834	309,480
	1,458,180	1,695,828	1,644,944	1,583,495	1,647,520
<b>Provisions :</b>					
Bacon and Hams - - - - -	75,317	74,387	77,207	72,723	75,255
Biche de mer - - - - -	520	904	1,137	764	817
Butter - - - - -	35,243	24,344	20,144	22,365	22,627
Cheese - - - - -	66,461	61,745	63,117	63,338	58,803
Fishmaws and Sharkfins - - - - -	38,613	54,337	55,276	63,722	53,871
Fish, dry, salted - - - - -	155,474	138,847	117,109	169,562	158,471
" dry, unsalted - - - - -	5,900	19,242	18,281	16,177	24,569
" wet, salted ( <i>ngapi</i> ) - - - - -	20,731	35,509	54,709	62,084	53,609
<b>Fruits and Vegetables—dried, salted, or preserved .</b>					
Dates - - - - -	348,961	406,208	268,336	336,264	252,878
Other sorts - - - - -	153,359	148,940	130,947	175,234	145,796
Ghi - - - - -	7,694	91,847	42,843	14,209	3,446
Other sorts - - - - -	653,765	728,987	698,389	709,279	681,525
	1,564,038	1,785,297	1,537,495	1,705,721	1,531,667

## QUANTITY OF IMPORTS OF PRINCIPAL ARTICLES into British India—continued

ARTICLES	1894-95.	1895-96.	1896-97.	1897-98.	1898-99.
<b>II.—ARTICLES OF FOOD AND DRINK—continued.</b>					
Salt - - - - - Tons	508,375	407,271	328,304	486,716	411,865
Spices					
Betelnuts - - - - - Lbs.	66,179,948	58,178,218	69,414,100	80,877,916	76,665,185
Cardamoms - - - - - "	59,942	146,595	157,521	314,729	144,682
Cloves - - - - - "	6,910,619	9,078,302	5,013,371	3,629,705	7,106,581
Ginger - - - - - "	55,271	193,976	513,308	2,295,753	465,367
Nutmegs - - - - - "	474,631	454,528	508,281	453,322	557,512
Pepper - - - - - "	6,338,169	5,331,569	3,111,119	4,878,631	2,261,357
Other sorts - - - - - "	751,150	318,030	185,791	791,398	788,354
"	80,769,730	73,701,218	78,903,491	93,241,454	87,989,038
Sugar					
Refined or crystallised, including sugar-candy - - - - - Cwt.	2,296,193	2,524,974	2,682,463	4,235,394	3,764,910
Unrefined, viz, molasses and jag- gery or gur, and other saccharine produce - - - - - "	194,418	205,989	178,937	373,236	312,589
"	2,490,611	2,730,963	2,861,400	4,608,630	4,077,499
Tea - - - - - Lbs.	6,326,122	7,497,703	7,874,832	3,515,013	3,659,442
Other articles - - - - - Cwt.	484	723	432	161	37
<b>III --METALS AND MANUFACTURES OF :</b>					
Metals :					
Brass (mainly wrought) - - - Cwt.	8,764	10,718	9,827	13,198	8,729
Copper					
Old, for re-manufacture, and Ore "	1,399	828	850	840	755
Unwrought :					
Tiles, ingots, cakes, and bricks - - - - - "	9,325	18,855	41,907	53,568	24,738
Other sorts - - - - - "	46,453	46,858	23,085	7,915	10,220
Wrought :					
Lametta - - - - - "	2,846	3,241	2,368	2,907	3,447
Mixed or Yellow Metal, for sheathing - - - - - "	179,261	226,716	109,554	160,223	137,789
Sheets and other manufactures "	114,823	175,326	62,884	96,895	74,352
"	354,107	471,824	240,648	322,348	251,301
Iron					
Old, for re-manufacture, and Ore Cwt	49,568	62,073	13,054	31,114	11,770
Cast (pig) - - - - - "	158,739	201,057	260,958	217,415	244,224
Wrought.					
Anchors, Cables, and Kentledge "	16,205	19,225	27,437	22,420	11,504
Angle, Bolt, and Rod - - - "	525,504	757,795	781,613	737,239	595,999
Bar - - - - - "	543,915	593,426	538,458	536,004	535,257
Beams, Pillars, Girders, and Bridge-work - - - - - "	271,168	244,774	153,516	101,407	69,719
Hoop - - - - - "	79,174	92,394	89,923	84,226	82,756
Nails, Screws, and Rivets - - "	143,599	211,355	179,476	206,711	162,535
Pipes and Tubes - - - - - "	380,975	383,771	351,985	393,330	287,816
Rice-bowls - - - - - "	48,346	67,433	70,490	77,368	58,526
Sheets and Plates :					
Tinned - - - - - "	78,967	154,756	125,201	224,000	206,744
Galvanised - - - - - "	539,943	726,430	814,459	762,930	682,997
Not Galvanised or Tinned - "	357,990	407,131	360,239	378,367	233,113
Wire - - - - - "	9,745	16,522	26,322	22,197	21,683
Other manufactures of wrought or cast iron, or of iron mixed with steel - - - - - "	46,565	62,104	96,495	143,182	85,698
"	3,250,403	4,000,246	3,889,626	3,937,910	3,290,341

## No. 6—continued.

## VALUE OF IMPORTS OF PRINCIPAL ARTICLES INTO BRITISH INDIA—continued.

ARTICLES.	1894-95.	1895-96.	1896-97.	1897-98.	1898-99.
<b>II.—ARTICLES OF FOOD AND DRINK—continued.</b>					
Salt . . . . .	842,193	653,226	628,544	868,718	661,227
Spices :					
Betelnuts . . . . .	510,744	363,814	401,272	491,718	603,396
Cardamoms . . . . .	9,648	21,287	25,652	52,654	23,231
Cloves . . . . .	112,412	145,226	80,157	55,222	156,991
Ginger . . . . .	905	2,782	6,325	23,326	5,317
Nutmegs . . . . .	28,846	27,904	31,380	26,166	28,200
Pepper . . . . .	90,761	79,331	45,066	73,423	49,563
Other sorts . . . . .	23,791	18,985	14,822	22,264	22,356
	777,107	659,329	604,674	744,773	889,054
Sugar :					
Refined or crystallised, including sugar-candy . . . . .	2,835,960	3,064,935	3,111,918	4,708,793	3,953,232
Unrefined, viz., molasses and jaggery or gur, and other saccharine produce . . . . .	39,337	41,878	39,911	75,686	63,767
	2,875,297	3,106,813	3,151,829	4,784,479	4,016,999
Tea . . . . .	424,667	493,483	518,420	212,986	184,944
Other Articles . . . . .	242	213	123	40	7
Total Value of Articles of Food and Drink . . . . .	8,386,580	8,722,870	8,848,889	10,740,816	9,189,556
<b>III.—METALS AND MANUFACTURES OF .</b>					
Metals :					
Brass (mainly wrought) . . . . .	47,695	60,073	57,793	74,906	54,720
Copper :					
Old, for re-manufacture, and Ore . . . . .	4,666	2,796	2,892	2,868	2,504
Unwrought :					
Tiles, ingots, cakes, and bricks . . . . .	36,595	80,832	180,751	233,140	108,812
Other sorts . . . . .	172,360	197,634	95,206	30,762	41,525
Wrought :					
Lametta . . . . .	59,934	62,953	43,191	44,923	52,555
Mixed or Yellow Metal, for sheathing . . . . .	693,805	900,040	445,358	635,117	551,204
Sheets and other manufactures . . . . .	544,456	845,680	306,929	474,159	364,677
	1,511,816	2,089,935	1,074,326	1,420,969	1,121,277
Iron :					
Old, for re-manufacture, and Ore . . . . .	8,682	11,652	3,183	7,612	2,773
Cast (pig) . . . . .	43,598	56,996	76,061	62,142	63,315
Wrought :					
Anchors, Cables, and Kentledge . . . . .	18,187	23,972	34,901	26,501	12,495
Angle, Bolt, and Rod . . . . .	281,559	415,716	422,862	411,026	326,297
Bar . . . . .	286,543	312,929	295,100	306,972	295,382
Beams, Pillars, Girders, and Bridge work . . . . .	217,925	174,571	97,172	85,328	70,349
Hoop . . . . .	54,570	58,832	57,770	55,024	51,909
Nails, Screws, and Rivets . . . . .	164,820	229,613	188,778	213,390	173,256
Pipes and Tubes . . . . .	222,142	235,067	229,346	281,540	221,089
Rice-bowls . . . . .	44,499	64,119	65,571	70,125	52,541
Sheets and Plates :					
Tinned . . . . .	84,448	157,646	118,141	215,195	182,876
Galvanised . . . . .	534,088	724,288	817,777	701,394	587,792
Not Galvanised or Tinned . . . . .	217,713	247,224	217,126	229,455	137,584
Wire . . . . .	11,402	18,336	29,118	22,799	20,639
Other manufactures of wrought or cast iron, or of iron mixed with steel . . . . .	55,013	80,885	116,465	183,785	110,282
	2,245,189	2,811,846	2,769,371	2,872,288	2,308,579

## No. 5—continued.

## QUANTITY of IMPORTS of PRINCIPAL ARTICLES into British India—continued.

ARTICLES.	1894-95.	1895-96.	1896-97.	1897-98.	1898-99.
<b>III.—METALS AND MANUFACTURES OF—continued</b>					
<i>Metals—continued.</i>					
Lead					
Ore - - - - - Cwt.	3,475	2,698	6,083	3,158	4,146
Pig - - - - - "	14,016	20,684	13,982	10,773	13,891
Wrought.					
Sheets for tea chests - - - - - "	78,905	80,400	83,236	79,714	65,319
Sheets, Pipes, and Tubes - - - - - "	6,741	8,236	8,397	9,234	8,321
Other sorts - - - - - "	9,413	9,668	11,756	11,404	9,118
	112,550	121,686	123,434	114,283	100,795
Quicksilver - - - - - Lbs	120,629	354,307	260,141	316,208	254,274
Steel					
Bars - - - - - Cwt	337,120	598,943	582,501	800,338	699,144
Beams, Pillars, Girders, and Bridge-work - - - - - "	*	*	*	287,482	292,258
Cast - - - - - "	8,178	8,516	15,330	25,248	16,149
Hoop - - - - - "	165,048	223,536	221,743	235,977	230,879
Plates and sheets - - - - - "	149,867	321,511	287,838	278,652	241,835
Other sorts - - - - - "	245,120	549,747	445,516	219,408	202,639
	905,333	1,702,253	1,552,928	1,847,105	1,682,904
Tin					
Unwrought (block) - - - - - "	46,294	50,150	36,300	38,483	29,099
Wrought (including plates or sheets, not tinned iron) - - - - - "	2,131	179	97	145	99
	48,425	50,329	36,397	38,628	29,198
Zinc or Spelter					
Unwrought - - - - - "	69,439	73,378	26,990	38,955	61,954
Wrought or manufactured - - - - - "	14,844	15,873	17,828	23,399	11,928
Other sorts - - - - - "	453	610	12	354	832
	84,736	89,861	44,830	62,708	74,714
Unenumerated - - - - - "	4,592	9,488	10,207	17,657	24,636
Total Metals - - - - - "	4,769,987	6,459,568	5,910,203	6,356,639	5,464,888
Hardware and Cutlery (including plated ware)					
Cutlery - - - - - "	—	—	—	—	—
Hardware.					
Agricultural Implements - - - - - "	—	—	—	—	—
Other implements and tools - - - - - "	—	—	—	—	—
Sewing machines - - - - - No	8,263	12,374	10,450	8,675	14,186
Other sorts - - - - - "	—	—	—	—	—
Machinery and Millwork					
Steam Engines and parts:					
Locomotives (excluding those for Railways) - - - - - "	—	—	—	—	—
Other sorts - - - - - "	—	—	—	—	—
Agricultural (not being steam) - - - - - "	—	—	—	—	—
Other sorts - - - - - "	—	—	—	—	—
Railway Plant and Rolling-stock					
Carriages and Trucks, and parts thereof - - - - - "	—	—	—	—	—
Locomotive Engines and Tenders, and parts thereof - - - - - "	—	—	—	—	—
Materials for Construction					
Rails and Fish plates of steel and iron Cwt	816,098	751,628	1,914,722	1,676,502	1,607,419
Sleepers and Keys - - - - - "	441,004	300,368	1,771,161	863,546	845,973
Other sorts - - - - - "	329,360	504,006	902,696	1,238,418	1,134,092
<b>IV.—CHEMICALS, DRUGS, MEDICINES AND NARCOTICS, AND DYEING AND TANNING MATERIALS</b>					
Chemicals.					
Alum - - - - - Cwt.	71,512	79,720	53,893	103,307	70,999
Arsenic - - - - - "	1,515	2,492	1,729	1,918	2,353
Bicarbonate of soda - - - - - "	37,506	42,159	30,873	48,581	57,027
Chemicals for paper-making - - - - - "	—	—	—	—	—
Copperas - - - - - Cwt	17,231	25,722	21,694	20,006	25,685
Sal Ammoniac - - - - - "	7,608	5,316	4,246	4,512	4,408
Sulphur (Brimstone) - - - - - "	24,800	34,930	20,086	28,420	31,595
Sulphuric Acid - - - - - "	23,990	38,892	40,410	35,405	32,613
Other sorts - - - - - "	—	—	—	—	—

\* Not separately enumerated.

## No. 6—continued.

## VALUE OF IMPORTS OF PRINCIPAL ARTICLES into British India—continued.

ARTICLES.	1894-95.	1895-96.	1896-97.	1897-98.	1898-99.
<b>III.—METALS AND MANUFACTURES OF—continued.</b>					
<b>METALS—continued.</b>					
Lead :					
Ore . . . . .	4,157	3,485	7,124	3,942	5,256
Pig . . . . .	13,544	21,760	14,746	11,321	15,297
Wrought :					
Sheets for tea chests . . . . .	122,422	122,646	118,524	110,783	91,634
Sheets, Pipes, and Tubes . . . . .	7,785	10,848	10,245	11,709	10,418
Other sorts . . . . .	14,024	15,377	18,719	18,126	14,592
	161,932	174,116	169,358	155,881	137,197
Quicksilver . . . . .	18,759	60,815	41,197	47,620	39,958
Steel :					
Bars . . . . .	188,946	327,846	315,230	433,986	384,968
Beams, Pillars, Girders, and Bridgework . . . . .	*	*	*	155,144	150,270
Cast . . . . .	15,479	14,001	21,437	34,742	24,304
Hoop . . . . .	115,288	152,919	154,254	164,219	163,790
Plates and sheets . . . . .	98,748	208,290	184,169	178,970	156,077
Other sorts . . . . .	167,332	333,699	287,336	169,387	146,095
	585,793	1,036,755	962,426	1,136,448	1,025,504
Tin :					
Unwrought (block) . . . . .	317,684	327,830	219,654	219,832	166,000
Wrought (including plates or sheets, not tinned iron) . . . . .	3,016	1,581	883	1,800	772
	320,700	329,411	220,537	221,632	166,772
Zinc or Spelter :					
Unwrought . . . . .	93,516	93,901	36,341	54,431	90,862
Wrought or manufactured . . . . .	28,747	30,168	33,876	42,818	24,197
Other sorts . . . . .	809	1,031	15	476	1,346
	123,072	125,100	70,232	97,725	116,405
Unenumerated . . . . .	46,807	85,421	92,478	152,779	208,634
<b>Total Metals . . . . .</b>	<b>5,061,763</b>	<b>6,773,472</b>	<b>5,457,718</b>	<b>6,180,248</b>	<b>5,179,246</b>
Hardware and Cutlery (including plated ware):					
Cutlery . . . . .	*	*	46,842†	98,970	87,452
Hardware :					
Agricultural Implements . . . . .	48,658	60,941	77,900	88,838	61,230
Other implements and tools . . . . .	*	*	43,292†	124,860	99,276
Sewing Machines . . . . .	39,951	58,233	46,628	32,671	55,931
Other sorts . . . . .	1,243,946	1,364,301	1,336,425	1,119,426	1,126,234
	1,332,555	1,483,475	1,551,087	1,464,765	1,430,123
Machinery and Millwork :					
Steam Engines and parts :					
Locomotives (excluding those for Railways) . . . . .	14,296	12,737	12,874	12,202	10,654
Other sorts . . . . .	1,357,579	1,533,774	1,718,816	1,370,034	1,903,956
Agricultural (not being steam) . . . . .	164,808	192,791	114,513	85,506	25,580
Other sorts . . . . .	905,750	1,498,099	1,662,959	1,390,035	1,115,741
	2,442,433	3,237,401	3,509,162	2,857,777	3,055,931
Railway Plant and Rolling-stock :					
Carriages and Trucks, and parts thereof . . . . .	477,546	332,372	222,159	618,891	603,079
Locomotive Engines and Tenders, and parts thereof . . . . .	171,335	446,913	167,728	205,885	476,893
Materials for Construction . . . . .					
Rails and Fish-plates of steel and iron . . . . .	403,518	286,381	824,613	807,718	644,804
Sleepers and Keys . . . . .	287,286	104,014	653,507	293,355	311,543
Other sorts . . . . .	217,284	350,904	683,591	832,702	788,496
	1,556,969	1,520,584	2,558,598	2,758,551	2,824,615
<b>Total Value of Metals and Manufactures of . . . . .</b>	<b>10,393,720</b>	<b>13,014,932</b>	<b>13,076,565</b>	<b>13,261,341</b>	<b>12,499,115</b>
<b>IV.—CHEMICALS, DRUGS, MEDICINES AND NARCOTICS, AND DYEING AND TANNING MATERIALS :</b>					
Chemicals :					
Alum . . . . .	36,742	39,820	24,949	46,392	28,255
Arsenic . . . . .	2,792	5,082	3,148	3,808	4,596
Bicarbonate of soda . . . . .	27,343	29,396	20,287	32,447	36,763
Chemicals for paper-making . . . . .	88,497	92,538	69,908	74,229	78,392
Copperas . . . . .	6,872	10,702	6,436	9,289	8,183
Sal Ammoniac . . . . .	26,334	18,908	14,331	13,555	11,911
Sulphur (Brimstone) . . . . .	12,618	19,700	11,312	15,829	18,753
Sulphuric Acid . . . . .	30,703	48,787	49,417	40,822	33,236
Other sorts . . . . .	180,425	190,613	186,747	219,681	204,563
	412,326	455,546	386,535	456,052	424,652

\* Not separately enumerated.

† From November 1896 only.

## No. 5—continued.

## QUANTITY OF IMPORTS OF PRINCIPAL ARTICLES into British India—continued.

ARTICLES.	1894-95.	1895-96.	1896-97.	1897-98.	1898-99.
<b>IV.—CHEMICALS, DRUGS, MEDICINES AND NARCOTICS, AND DYEING AND TANNING MATERIALS</b>					
—continued.					
Drugs, Medicines, and Narcotics :					
Aloes - - - - - Cwt.	515	476	162	867	349
Asafoetida - - - - - "	9,534	8,469	5,949	10,558	8,208
Camphor - - - - - Lbs.	1,322,686	830,621	1,154,172	1,395,938	1,242,082
Cassia Lignea - - - - - Cwt.	29,067	21,831	16,754	21,661	21,975
Galangal - - - - - "	4,464	3,838	4,498	6,447	5,888
Quinine - - - - - Lbs.	31,714	49,524	46,122	49,981	46,674
Other sorts - - - - - "	—	—	—	—	—
Opium - - - - - Lbs.	350	329	281	375	255
Tobacco :					
Unmanufactured - - - - - "	695,375	807,747	427,111	658,026	509,130
Manufactured					
Cigars - - - - - "	121,358	269,890	241,108	148,280	144,923
Other sorts - - - - - "	1,175,152	1,494,691	1,507,717	1,829,866	2,034,791
	1,991,885	2,572,328	2,175,936	2,636,172	2,688,844
Dyeing and Tanning Materials					
Coal-tar Dyes .					
Alizarine - - - - - Lbs.	4,187,952	5,072,101	4,915,003	4,929,516	5,922,988
Aniline - - - - - "	1,790,771	2,693,272	2,101,174	2,704,781	3,095,847
Cochineal - - - - - Cwt.	1,885	2,260	1,703	1,648	1,650
Gambier - - - - - "	20,198	21,191	19,946	27,245	19,992
Indigo - - - - - "	2,210	1,213	616	32	171
Madder or Manjūt - - - - - "	581	2,339	547	1,605	788
Myrabolams - - - - - "	4,698	466	334	784	685
Saffron - - - - - "	225	305	206	284	275
Other sorts - - - - - "	8,127	8,013	9,149	11,477	23,922
<b>V.—OILS.</b>					
Oils					
Animal - - - - - Gals	152,016	213,360	181,460	320,317	306,971
Essential - - - - - "	3,913	6,761	6,802	6,281	6,342
Mineral					
Kerosene - - - - - "	50,364,624	63,312,422	64,471,307	82,795,496	76,625,406
Other sorts - - - - - { and Cwt.	3,076,801	3,335,499	3,949,841	4,529,530	5,326,066
	0	54	162	378	261
	53,441,425	66,647,921	68,421,148	87,325,026	81,951,472
	0	54	162	378	261
Vegetable, not Essential :					
Cocoa-nut - - - - - Gals.	236,621	588,597	1,884,052	2,784,936	1,624,157
Earth-nut - - - - - "	14,351	14,653	2,296	1,842	1,415
Linseed - - - - - "	196,004	217,878	234,352	263,571	186,577
Other sorts - - - - - "	31,553	41,390	33,528	33,517	67,628
	478,529	862,518	2,154,228	3,083,866	1,879,777
Total Quantity of Oils - { Gals.	54,075,883	67,730,560	70,763,638	90,735,490	84,144,562
{ and Cwt	0	54	162	378	261
<b>VI.—RAW MATERIALS AND UNMANUFACTURED ARTICLES.</b>					
Bristle and fibre for brushes and brooms - Cwt	*	110	650	179	244
Canes and Rattans - - - - - "	22,097	28,222	30,235	31,388	34,710
Coal					
Coal - - - - - Tons	808,983	746,850	481,036	247,613	346,988
Coke - - - - - "	12,426	14,396	13,374	14,126	11,391
Patent fuel - - - - - "	2,175	750	550	0	501
	823,584	761,996	494,960	261,739	358,880
Cotton					
Asiatic - - - - - Cwt	19,747	51,474	20,778	16,376	1,635
Other than Asiatic - - - - - "	58,230	65,920	36,239	29,837	35,833
	77,977	117,394	57,017	46,213	37,468
Fodder, bran, and cattle-food of all kinds Cwt	*	17,422	33,160	25,566	23,276
Gums and Resins					
Arabic - - - - - Cwt	6,101	5,627	2,879	3,359	2,841
Benjamin - - - - - "	12,874	13,464	12,011	10,600	10,723
Olibanum or Frankincense - - - - - "	25,963	30,426	21,719	21,842	20,487
Rosin - - - - - "	43,946	51,221	47,880	46,596	61,530
Other sorts - - - - - "	18,901	20,509	15,185	19,642	19,843
	107,785	121,247	99,674	102,039	115,424
Hemp - - - - - "	12,555	14,160	17,466	16,445	13,215
Hides and Skins .					
Hides - - - - - { No	21,834	20,093	36,109	33,300	39,616
{ =Cwt	1,977	3,886	5,312	3,693	3,571
Skins - - - - - { No	965,847	809,259	892,953	977,886	1,067,904
{ =Cwt	22,272	20,336	22,231	22,353	23,302
	987,681	829,352	929,062	1,011,186	1,107,520
	24,249	24,222	27,543	26,046	26,873

## No. 6—continued.

## VALUE of IMPORTS of PRINCIPAL ARTICLES into British India—continued.

ARTICLES.	1894-95.	1895-96.	1896-97.	1897-98.	1898-99.
<b>IV.—CHEMICALS, DRUGS, MEDICINES AND NARCOTICS, AND DYEING AND TANNING MATERIALS</b>					
<i>—continued.</i>					
Drugs, Medicines, and Narcotics :					
Aloes . . . . .	1,098	1,277	364	2,507	755
Asafoetida . . . . .	35,429	34,105	26,122	33,018	31,029
Camphor . . . . .	100,906	103,279	119,487	117,657	96,132
Cassia lignea . . . . .	61,004	50,586	39,492	59,477	61,952
Galangal . . . . .	3,251	3,198	3,660	4,696	4,259
Quinine . . . . .	45,812	62,583	47,167	52,007	49,864
Other sorts . . . . .	270,709	306,134	272,344	284,183	274,272
	518,209	561,162	508,636	553,550	518,263
Opium . . . . .	584	536	436	557	337
Tobacco :					
Unmanufactured . . . . .	31,560	48,261	30,934	41,238	35,154
Manufactured :					
Cigars . . . . .	40,437	61,971	55,408	44,560	43,995
Other sorts . . . . .	145,995	174,280	176,684	196,981	213,904
	217,992	284,512	263,026	282,779	293,053
Dyeing and Tanning Materials :					
Coal-tar Dyes :					
Alizarine . . . . .	271,041	326,030	310,321	272,227	282,405
Aniline . . . . .	281,303	377,871	296,005	346,081	358,866
Cochineal . . . . .	26,352	31,580	23,042	21,455	20,046
Gambier . . . . .	36,585	45,343	43,602	51,394	30,412
Indigo . . . . .	42,730	10,024	1,063	227	1,678
Madder or Manjit . . . . .	602	2,172	593	1,457	802
Myrabolams . . . . .	1,434	192	144	319	197
Saffron . . . . .	37,257	54,187	38,738	60,624	51,440
Other sorts . . . . .	19,879	11,494	17,839	13,822	31,261
	717,183	858,893	731,347	767,606	777,107
Total Value of Chemicals, Drugs Medicines and Narcotics, and Dyeing and Tanning Materials	1,866,294	2,160,649	1,889,980	2,060,544	2,013,412
<b>V.—OILS :</b>					
Oils :					
Animal . . . . .	17,771	26,069	21,976	36,681	32,125
Essential . . . . .	8,333	10,512	11,566	10,676	12,550
Mineral :					
Kerosene . . . . .	1,941,966	2,779,743	2,859,356	3,397,787	2,985,872
Other sorts . . . . .	181,034	187,657	228,923	254,005	259,401
	2,123,000	2,967,400	3,088,279	3,651,792	3,245,273
Vegetable, not Essential :					
Cocoa-nut . . . . .	28,705	85,616	271,164	400,879	223,935
Earth-nut . . . . .	1,734	1,826	273	235	219
Linseed . . . . .	37,824	42,020	41,865	41,761	30,618
Other sorts . . . . .	3,855	3,977	4,027	4,542	7,285
	72,118	133,430	317,329	447,417	262,057
Total Value of Oils . . . . .	2,221,222	3,137,420	3,439,150	4,146,566	3,552,005
<b>VI.—RAW MATERIALS AND UNMANUFACTURED ARTICLES :</b>					
Bristles and fibre for brushes and brooms . . . . .	*	1,305	2,132	753	1,380
Canes and Rattans . . . . .	18,779	27,513	32,165	29,768	32,137
Coal :					
Coal . . . . .	1,432,095	1,356,236	930,756	485,288	660,556
Coke . . . . .	37,299	45,054	46,941	50,090	34,627
Patent fuel . . . . .	4,570	1,500	1,325	0	1,196
	1,473,964	1,402,790	979,022	535,378	696,379
Cotton :					
Asiatic . . . . .	35,279	58,835	28,129	29,032	3,272
Other than Asiatic . . . . .	169,436	168,330	99,730	74,819	83,047
	204,715	227,165	127,859	103,851	86,319
Fodder, bran, and cattle food of all kinds . . . . .	*	5,877	11,692	11,877	11,946
Gums and Resins :					
Arabic . . . . .	10,078	10,484	5,644	6,593	5,953
Benjamin . . . . .	33,499	36,444	32,762	26,648	26,573
Olibanum or Frankincense . . . . .	27,430	31,278	22,836	22,964	21,242
Rosin . . . . .	21,588	29,181	28,193	26,114	30,241
Other sorts . . . . .	25,809	23,010	21,575	23,398	25,361
	118,404	130,397	111,010	105,718	109,370
Hemp . . . . .	25,638	27,118	29,316	23,680	30,362
Hides and Skins :					
Hides . . . . .	5,586	17,702	15,176	14,881	10,910
Skins . . . . .	71,640	71,120	75,299	84,734	88,058
	77,226	88,822	90,475	99,615	98,968
Horns . . . . .	7,382	9,130	9,359	8,222	5,762
Ivory . . . . .	258,435	309,013	214,163	214,926	212,866



## No. 5—continued.

## QUANTITY of IMPORTS of PRINCIPAL ARTICLES into British India—continued.

ARTICLES.	1894-95.	1895-96.	1896-97.	1897-98.	1898-99.
<b>VI.—RAW MATERIALS AND UNMANUFACTURED ARTICLES—continued.</b>					
Jewellery &c. :					
Precious Stones and Pearls, unset - - -	—	—	—	—	—
Lac, stick - - - - - Cwt.	16,701	8,398	4,424	3,488	1,532
Manures - - - - - Tons.	232	190	338	1,220	1,081
Natural History Specimens - - -	—	—	—	—	—
Pitch, Tar, and Dammer - - - Cwt.	124,053	157,876	114,696	152,223	161,217
Plants, Living - - - - -	—	—	—	—	—
Seeds					
Essential - - - - - Cwt	8,679	7,232	6,047	3,361	2,431
Castor - - - - - "	520	37	6,818	78	99
Linseed - - - - - "	14,869	11,128	8,008	10,112	5,732
Mustard - - - - - "	1,336	1,341	300	40	233
Poppy - - - - - "	1,621	4,687	5,976	2,525	1,053
Rape - - - - - "	931	7,321	2,170	10,275	2,969
Til or Jinjli - - - - - "	63,661	59,472	42,569	36,089	32,702
Other sorts - - - - - "	8,445	9,915	12,583	15,743	15,025
	100,062	101,133	84,471	78,223	60,264
Shells and Cowries					
Shells(chanks,large ornamental shells,&c ) Cwt.	20,223	16,743	14,103	11,841	14,284
Tortoise-shell (including nakhla or nakh) Lbs	23,865	18,363	20,885	16,339	20,867
Cowries - - - - - Cwt	16,193	18,508	18,263	12,560	15,401
Silk - - - - - Lbs	2,494,496	3,030,546	2,287,752	2,049,608	2,250,866
Stone and Marble - - - - - Cwt	817,879	848,309	489,695	723,341	614,181
Tallow - - - - - "	4,530	6,046	9,230	12,932	14,382
Wood					
Teak- - - - - Cubic Tons	17,238	24,294	14,120	13,595	7,795
Other Timber - - - - - "	15,575	20,249	17,167	14,295	15,301
Firewood - - - - - Tons	2,273	2,166	1,701	1,809	1,186
Ornamental	—	—	—	—	—
Sandal - - - - -	—	—	—	—	—
Other sorts - - - - -	—	—	—	—	—
Wool - - - - - Lbs	4,933,520	5,552,258	4,725,899	4,420,262	3,283,905
All other Articles - - - - -	—	—	—	—	—
<b>VII.—ARTICLES MANUFACTURED AND PARTLY MANUFACTURED</b>					
Yarns and Textile Fabrics .					
Cotton					
Twist and Yarn - - - - - Lbs	41,492,747	46,354,766	50,173,890	58,290,717	45,545,668
Piece goods					
Grey (unbleach'd) - - - - - Yards	1,352,271,334	1,066,445,699	1,222,920,496	1,149,479,541	1,257,720,612
White (bleached) - - - - - "	497,332,337	333,753,892	414,154,363	432,732,412	414,959,296
Coloured, printed, or dyed - - - "	408,072,087	314,679,687	359,916,269	278,385,970	396,419,985
	2,257,675,758	1,714,879,278	1,996,991,128	1,860,597,923	2,069,099,893
Handkerchiefs and Shawls in the					
piece - - - - - No	13,683,201	16,776,764	13,072,805	9,121,140	13,264,541
Canvas - - - - - Yards	52,615	167,465	63,436	110,941	109,749
Lace and Patent Net - - - - - No	1,697,947	2,460,696	1,907,326	1,140,649	1,567,627
Hosiery pure and mixed - - - - -	—	—	—	—	—
Rope - - - - - Lbs	5,939	144,792	123,692	197,732	252,922
Thread, sewing - - - - - "	975,455	825,829	705,076	764,155	846,560
Other sorts - - - - - "	1,393,730	1,844,425	2,023,946	2,473,373	2,579,949
Flax .					
Twist and Yarn - - - - - Lbs	11,507	23,762	7,687	20,574	13,039
Canvas					
Piece goods - - - - - Yards	1,334,625	1,524,502	1,460,892	1,784,298	1,505,929
Thread, sewing - - - - - Lbs.	1,166,831	1,115,540	1,554,580	1,179,537	1,336,077
Other sorts (including bags and sacks) "	108,634	109,280	85,725	57,817	90,681
	287,211	264,042	88,747	129,279	162,672
Hemp (excluding cordage) :					
Bags and Sacks - - - - - No	9	2,020	5,716	4,072	528
Cloth - - - - - Yards	110,126	194,318	129,946	250,650	155,513

## No. 6—continued.

## VALUE OF IMPORTS OF PRINCIPAL ARTICLES into British India—continued.

ARTICLES.	1894-95.	1895-96.	1896-97.	1897-98.	1898-99.
<b>VI.—RAW MATERIALS AND UNMANUFACTURED ARTICLES—continued.</b>					
Jewellery, &c. :					
Precious Stones and Pearls, unset . . . . .	569,099	652,351	528,680	450,490	389,953
Lac, stick . . . . .	49,471	32,510	14,630	8,424	3,700
Manures . . . . .	1,904	1,418	2,892	5,694	9,552
Natural History Specimens . . . . .	1,720	1,188	1,739	1,231	739
Pitch, Tar, and Dammer . . . . .	47,633	65,431	49,199	62,818	65,394
Plants, Living . . . . .	1,858	1,672	1,591	1,387	1,029
Seeds :					
Essential . . . . .	18,752	15,064	14,441	7,174	5,599
Castor . . . . .	242	18	5,166	51	65
Linseed . . . . .	9,778	7,916	5,219	7,087	3,761
Mustard . . . . .	800	894	187	24	175
Poppy . . . . .	1,160	3,729	4,554	2,137	730
Rape . . . . .	499	4,266	1,417	6,018	1,785
Til or Jinjili . . . . .	43,698	41,865	30,814	25,227	22,805
Other sorts . . . . .	16,706	19,431	23,301	27,356	24,581
	91,635	93,183	85,099	75,074	59,501
Shells and cowries :					
Shells (chanks, large ornamental shells, &c.) . . . . .	34,101	31,080	19,621	19,824	26,261
Tortoise-shell (including nakhla or nakh) . . . . .	5,651	5,512	5,427	5,543	5,148
Cowries . . . . .	5,884	6,969	9,318	6,174	5,277
Silk . . . . .	1,036,533	1,232,950	875,488	669,772	797,657
Stone and Marble . . . . .	36,601	28,900	25,108	38,594	31,421
Tallow . . . . .	11,051	14,499	19,916	27,035	30,780
Wood :					
Teak . . . . .	114,510	157,940	100,481	103,931	58,127
Other Timber . . . . .	62,085	98,998	88,162	64,878	72,844
Firewood . . . . .	2,297	2,473	1,924	1,694	1,326
Ornamental :					
Sandal . . . . .	840	412	826	2,216	2,123
Other sorts . . . . .	2,863	2,461	1,682	2,614	5,759
	182,604	262,284	193,075	175,333	140,179
Wool . . . . .	132,419	160,749	140,228	124,384	91,497
All other Articles . . . . .	28,182	32,198	31,882	20,745	28,299
Total Value of Raw Materials and Unmanufactured Articles . . . . .	4,420,939	4,852,024	3,610,486	2,826,308	2,971,876
<b>VII.—ARTICLES MANUFACTURED AND PARTLY MANUFACTURED :</b>					
Yarns and Textile Fabrics :					
Cotton :					
Twist and Yarn . . . . .	2,851,254	2,971,090	3,325,871	3,493,038	2,551,634
Piece Goods :					
Grey (unbleached) . . . . .	16,084,321	12,634,393	14,408,879	12,864,313	13,375,697
White (bleached) . . . . .	6,722,601	4,589,673	5,730,280	5,354,762	4,966,843
Coloured, printed, or dyed . . . . .	6,376,524	4,935,406	5,607,953	4,066,283	5,556,630
	29,183,446	22,159,472	25,747,112	22,285,358	23,899,170
Handkerchiefs and Shawls in the piece . . . . .	199,785	199,290	159,544	87,664	128,305
Canvas . . . . .	1,858	5,499	2,454	3,443	2,438
Lace and Patent Net . . . . .	35,289	47,287	45,613	24,508	43,000
Hosiery, pure and mixed . . . . .	154,015	100,868	196,037	192,753	282,168
Rope . . . . .	400	10,014	8,574	11,469	13,533
Thread, sewing . . . . .	164,529	160,875	140,479	155,592	170,506
Other sorts . . . . .	83,052	101,477	124,471	141,007	138,966
	29,822,374	22,784,782	26,424,284	22,901,970	24,678,086
Flax :					
Twist and Yarn . . . . .	589	934	420	1,204	690
Canvas . . . . .					
Canvas . . . . .	84,797	91,860	83,697	98,796	76,085
Piece goods . . . . .	38,466	43,591	50,414	37,362	38,012
Thread, sewing . . . . .	10,308	11,881	9,369	9,214	9,109
Other sorts (including bags and sacks) . . . . .	19,692	18,292	8,642	10,162	13,095
	153,263	165,624	152,122	155,534	136,301
Hemp (excluding cordage) :					
Bags and Sacks . . . . .	2	31	935	464	17
Cloth . . . . .	5,317	10,233	6,058	13,061	6,248
	5,319	10,264	6,993	13,525	6,265

## No. 5—continued.

## QUANTITY OF IMPORTS of PRINCIPAL ARTICLES into British India—continued.

ARTICLES.	1894-95.	1895-96.	1896-97.	1897-98.	1898-99.
<b>VII.—ARTICLES MANUFACTURED AND PARTLY MANUFACTURED—continued.</b>					
Yarns and Textile Fabrics—continued.					
Jute					
Twist and Yarn . . . . . Lbs.	13,754	22,578	8,787	8,788	10,814
Gunny Bags . . . . . No.	3,236,399	3,154,392	3,570,224	3,780,425	3,338,225
" Cloth . . . . . Yards	39,045	49,182	54,865	175,909	120,787
Canvas . . . . . "	467,445	1,192,793	836,597	908,867	904,340
Rope and Twine . . . . . Cwt.	127	148	97	224	152
Other kinds . . . . . "	890	729	2,480	2,816	873
Silk					
Thread for sewing, &c. . . . . Lbs.	11,555	7,732	14,707	4,826	6,346
Piece goods . . . . . Yards	9,955,253	13,269,424	10,065,569	10,185,716	12,271,372
Goods of silk mixed with other materials . . . . . "	3,932,772	5,051,282	5,693,313	4,012,052	4,935,684
Other sorts . . . . . Lbs.	53,781	216,451	291,025	285,109	395,059
Wool:					
Piece goods . . . . . Yards	12,156,592	11,384,091	14,309,611	9,893,944	13,254,975
Shawls . . . . . No	924,883	787,483	963,181	400,582	893,451
Brads . . . . . Lbs.	245,398	342,439	275,183	282,428	254,824
Carpets and rugs . . . . . "	*	225,981 †	425,476	719,349	965,226
Other sorts . . . . . "	986,742	998,697	1,076,764	1,076,316	1,089,290
Apparel:					
Apparel (including haberdashery, millinery, &c, but excluding hosiery) . . . . . Pairs	337,150	369,772	349,653	456,695	622,015
Arms, Ammunition, and military stores:					
Fire-arms and parts thereof . . . . . Lbs.	207,700	256,590	130,055	189,300	178,050
Gunpowder, common . . . . . "	184,654	191,803	203,142	191,902	188,208
" sporting . . . . . Cwt	7,302	6,424	7,332	11,557	11,428
Dynamite and other explosives . . . . . "	—	—	—	—	—
Other sorts . . . . . "	—	—	—	—	—
Art, works of					
Books and Printed Matter (including maps and charts) . . . . . Cwt	12,069	12,482	14,161	12,888	14,226
Building and Engineering Materials:					
Asphalt . . . . . Cwt.	20,787	27,304	17,389	21,305	21,466
Bricks and Tiles . . . . . No.	2,337,410	2,328,741	3,905,291	4,505,161	3,544,390
Cement . . . . . Cwt	552,129	716,711	566,310	733,166	712,003
Chalk and Lime . . . . . "	52,912	31,639	34,344	20,473	34,165
Clay . . . . . "	26,148	57,297	45,782	54,879	57,356
Earthenware Piping . . . . . "	44,648	19,916	27,381	15,453	16,319
Other sorts . . . . . "	11,054	18,697	11,924	12,961	15,959
Cabinet-ware and Furniture					
Candles . . . . . Lbs.	3,577,011	4,858,633	3,554,620	4,010,571	3,491,256
Caoutchouc, manufactures of	—	—	—	—	—
Carriages, Carts, &c. (excluding railway carriages), and parts thereof	—	—	—	—	—
Chinese and Japanese-ware (including lacquered-ware, but not earthenware and porcelain)	—	—	—	—	—
Clocks and Watches . . . . . No.	123,119	164,708	155,672	187,316	254,388
Coir (excluding rope) . . . . . Cwt.	6,382	8,687	6,337	6,730	4,467

\* Included with "Other sorts."

† From November 1895 only

## No. 6—continued.

## VALUE OF IMPORTS of PRINCIPAL ARTICLES into British India—continued.

ARTICLES.	1894-95.	1895-96.	1896-97.	1897-98.	1898-99.
<b>VII.—ARTICLES MANUFACTURED AND PARTLY MANUFACTURED—continued.</b>					
<b>Yarns and Textile Fabrics—continued.</b>					
<b>Jute :</b>					
Twist and Yarn - - - - -	341	492	218	205	232
Gunny Bags - - - - -	39,295	39,124	42,779	47,320	40,194
„ Cloth - - - - -	919	901	1,081	3,093	2,074
Canvas - - - - -	14,640	33,201	20,172	25,937	21,405
Rope and Twine - - - - -	577	566	521	868	500
Other kinds - - - - -	3,072	2,643	8,988	9,933	2,941
	58,503	76,435	73,541	87,151	67,114
<b>Silk :</b>					
Thread for sewing, &c. - - - - -	9,268	3,929	9,838	3,269	4,110
Piece goods - - - - -	935,363	1,162,035	777,866	764,825	892,401
Goods of silk mixed with other materials - - - - -	295,316	404,526	455,610	307,857	341,467
Other sorts - - - - -	37,472	133,830	123,355	73,309	123,816
	1,277,419	1,704,320	1,366,669	1,149,260	1,361,794
<b>Wool :</b>					
Piece goods - - - - -	1,103,183	1,030,436	1,197,972	804,931	1,057,083
Shawls - - - - -	260,382	191,443	245,013	98,579	187,444
Braids - - - - -	48,153	65,422	52,063	46,748	39,527
Carpets and Rugs - - - - -	*	23,567 †	46,784	72,199	99,201
Other sorts - - - - -	129,921	134,649	150,612	125,970	140,476
	1,541,639	1,445,517	1,692,444	1,148,427	1,523,731
<b>Total Yarns and Textile Fabrics - - - - -</b>	<b>35,710,701</b>	<b>29,159,478</b>	<b>33,042,562</b>	<b>28,950,138</b>	<b>30,325,847</b>
<b>Apparel :</b>					
Apparel (including haberdashery, millinery, &c., but excluding hosiery) - - - - -	1,303,893	1,455,580	1,390,902	1,095,625	1,220,433
Boots and Shoes - - - - -	131,298	138,700	125,194	128,938	160,053
	1,435,191	1,594,280	1,516,095	1,224,562	1,380,486
<b>Arms, Ammunition, and military stores :</b>					
Fire-arms and parts thereof - - - - -	68,235	62,804	57,738	51,040	75,335
Gunpowder, common - - - - -	8,534	9,710	4,814	6,657	5,864
„ sporting - - - - -	22,873	22,901	22,457	19,317	14,876
Dynamite and other explosives - - - - -	107,985	87,037	90,085	129,584	127,127
Other sorts - - - - -	63,414	104,954	84,296	49,182	65,810
	271,041	287,406	259,390	255,780	289,012
<b>Art, works of</b>					
Books and Printed Matter (including maps and charts) - - - - -	32,435	49,577	41,454	38,097	34,662
	232,356	241,024	236,568	198,153	211,804
<b>Building and Engineering Materials :</b>					
Asphalt - - - - -	5,575	7,801	4,801	5,323	5,090
Bricks and Tiles - - - - -	16,510	18,108	28,860	27,837	27,613
Cement - - - - -	111,881	142,521	109,782	148,362	147,919
Chalk and Lime - - - - -	5,190	2,422	1,945	2,071	3,103
Clay - - - - -	4,897	12,268	9,088	10,780	9,733
Earthenware Piping - - - - -	16,407	8,065	10,560	6,148	5,665
Other sorts - - - - -	6,620	9,718	1,496	4,399	3,211
	167,080	200,903	166,532	204,920	202,334
<b>Cabinet-ware and Furniture</b>					
Cabinet-ware and Furniture - - - - -	89,024	104,085	97,509	67,135	73,780
Candles - - - - -	137,899	179,142	109,975	107,884	92,292
Caoutchouc, manufactures of - - - - -	34,998	39,075	44,023	44,036	50,871
Carriages, Carts, &c. (excluding railway carriages), and parts thereof - - - - -	85,004	108,224	224,897	285,659	317,399
Chinese and Japanese-ware (including lacquered-ware, but not earthenware and porcelain) - - - - -	27,607	26,112	22,796	21,714	19,689
Clocks and Watches - - - - -	100,985	136,042	122,617	108,860	132,976
Coir (excluding rope) - - - - -	5,447	8,197	6,410	6,143	3,431

\* Included with "Other sorts."

† From November 1895 only.

## No. 5—concluded.

## QUANTITY of IMPORTS of PRINCIPAL ARTICLES into British India—concluded.

ARTICLES.	1894-95.	1895-96.	1896-97.	1897-98.	1898-99.
<b>VII—ARTICLES MANUFACTURED AND PARTLY MANUFACTURED—continued</b>					
Corals, Real - - - - - Lbs.	276,132	291,614	230,989	206,265	243,415
Cordage and Rope of vegetable fibre (excluding jute) - - - - - Cwt.	9,011	8,606	10,465	10,390	13,944
Corks - - - - - " "	991	967	927	807	991
Earthenware and Porcelain (excluding earthenware piping) - - - - -	—	—	—	—	—
Fireworks - - - - -	—	—	—	—	—
Glass :					
Sheet and Plate - - - - - Supl. Feet	6,621,330	8,344,537	8,343,436	6,436,988	8,306,641
Beads and False Pearls - - - - - Cwt.	15,876	21,842	17,462	13,938	12,132
Bottles, common - - - - - { Gross	19,384	25,109	22,962	28,475	27,981
Other ware - - - - - { = Cwt.	27,476	37,804	34,540	43,159	40,022
Hides and Skins .					
Hides, dressed or tanned - - - - - { No	12,568	14,120	13,142	11,439	17,316
Skins, dressed or tanned - - - - - { = Cwt.	957	865	790	886	1,021
Skins, dressed or tanned - - - - - { No	185,989	194,331	237,644	194,328	252,550
Other ware - - - - - { = Cwt.	1,310	1,307	1,373	1,198	1,442
Skins, dressed or tanned - - - - - { No	198,557	208,451	250,786	205,767	269,866
Other ware - - - - - { = Cwt.	2,267	2,172	2,163	2,084	2,463
Instruments, Apparatus, and Appliances, and parts thereof					
Musical - - - - -	—	—	—	—	—
Photographic - - - - -	—	—	—	—	—
Scientific, Philosophical, &c - - - - -	—	—	—	—	—
Ivory, manufactured - - - - -	—	—	—	—	—
Jewellery, &c. :					
Jewellery - - - - -	—	—	—	—	—
Plate - - - - -	—	—	—	—	—
Leather :					
Unwrought - - - - - Cwt	1,445	1,765	1,702	1,631	1,755
Saddlery and Harness - - - - -	—	—	—	—	—
Other sorts - - - - -	—	—	—	—	—
Matches - - - - -	—	—	—	—	—
Mats and Matting - - - - - Sq Yds	1,228,414	1,692,800	1,209,107	1,499,320	1,541,185
Oil and Floor Cloth - - - - - " "	607,659	721,465	451,166	738,692	755,043
Paints and Colours - - - - - Cwt	174,976	190,661	190,505	180,643	199,983
Painters' Materials - - - - -	—	—	—	—	—
Paper and Pasteboard :					
Printing Paper - - - - - Cwt	63,845	72,959	74,091	65,100	91,092
Writing Paper and Envelopes - - - - -	—	—	—	—	—
Other kinds of Paper - - - - - Cwt.	57,494	78,899	73,021	61,131	76,993
Pasteboard, Millboard, &c. - - - - - "	4,780	8,851	7,294	10,801	17,197
Perfumery - - - - -	—	—	—	—	—
Printing and Lithographing materials (other than paper) - - - - -	—	—	—	—	—
Ships, parts of - - - - -	—	—	—	—	—
Soap - - - - - Cwt.	47,571	64,040	55,339	62,735	80,992
Stationery (excluding paper) - - - - -	—	—	—	—	—
Sticks and Whips (including fishing rods and lines) - - - - -	—	—	—	—	—
Telegraph, Materials for construction of - - - - -	—	—	—	—	—
Toys and Requisites for Games - - - - -	—	—	—	—	—
Umbrellas - - - - - No.	3,979,140	4,051,735	3,790,897	4,021,980	3,036,658
Wood, manufactures of - - - - -	—	—	—	—	—
Articles (not specified) imported by Post - - - - -	—	—	—	—	—
All other Articles - - - - -	—	—	—	—	—

## No. 6—concluded.

## VALUE of IMPORTS of PRINCIPAL ARTICLES into British India—concluded.

ARTICLES.	1894-95.	1895-96.	1896-97.	1897-98.	1898-99.
<b>VII.—ARTICLES MANUFACTURED AND PARTLY MANUFACTURED—continued.</b>					
Corals, Real	120,637	113,862	73,534	66,848	86,740
Cordage and Rope of vegetable fibre (excluding jute)	41,170	37,934	43,472	42,829	51,877
Corks	13,764	15,029	14,349	12,047	12,480
Earthenware and porcelain (excluding earthenware piping)	192,843	231,422	215,101	205,042	187,349
Fireworks	57,943	49,517	61,195	54,163	47,324
Glass :					
Sheet and Plate	56,480	67,553	75,219	59,210	73,834
Beads and False Pearls	129,336	156,835	148,648	111,262	100,290
Bottles, common	32,214	39,322	33,543	41,948	38,990
Other ware	401,966	477,368	446,636	364,044	449,179
	619,996	741,078	704,046	576,463	662,293
Hides and Skins :					
Hides, dressed or tanned	11,039	10,083	7,029	7,762	8,208
Skins, dressed or tanned	48,191	53,560	58,919	45,777	52,369
	59,230	63,643	65,948	53,539	60,577
Instruments, Apparatus, and Appliances, and parts thereof :					
Musical	91,269	100,214	97,125	81,553	80,796
Photographic	46,733	51,633	46,583	44,632	52,474
Scientific, Philosophical, &c.	127,121	172,810	180,423	180,520	207,831
	265,123	324,657	324,131	306,705	341,101
Ivory, manufactured	25,868	36,270	17,760	29,508	28,339
Jewellery, &c. :					
Jewellery	91,107	119,751	99,209	103,261	111,883
Plate	4,035	7,237	12,164	17,805	23,601
	95,142	126,988	111,373	121,066	135,484
Leather :					
Unwrought	30,696	39,704	35,888	27,903	27,983
Saddlery and Harness	69,159	70,532	64,719	47,868	46,842
Other sorts	78,742	110,643	107,755	109,557	122,995
	178,597	220,879	208,362	185,328	197,820
Matches	367,845	361,433	284,807	417,195	379,789
Mats and Matting	15,623	19,184	15,362	17,665	15,693
Oil and Floor Cloth	33,697	40,557	29,915	37,621	43,234
Paints and Colours	222,791	281,977	269,032	266,453	257,303
Painters' Materials	76,768	93,600	70,930	57,923	76,734
Paper and Pasteboard :					
Printing Paper	109,237	114,914	108,314	97,129	128,391
Writing Paper and Envelopes	129,680	141,698	149,820	132,939	133,271
Other kinds of Paper	104,208	146,111	119,961	92,176	106,831
Pasteboard, Millboard, &c.	4,617	7,392	6,185	9,675	14,164
	347,524	409,983	384,280	331,919	382,657
Perfumery	20,528	23,559	21,457	26,643	26,970
Printing and Lithographing materials (other than paper)	38,848	51,510	49,603	51,562	52,350
Ships, parts of	27,619	82,557	139,780	116,841	76,711
Soap	104,766	131,631	117,067	124,371	131,659
Stationery (excluding paper)	289,525	334,605	331,879	277,304	289,982
Sticks and Whips (including fishing rods and lines)	*	*	11,738	7,012	8,137
Telegraph, Materials for construction of	1,907	2,437	2,070	1,792	2,659
Toys and Requisites for Games	167,253	184,571	192,445	141,104	167,368
Umbrellas	346,331	344,218	306,943	335,374	243,438
Wood, manufactures of	47,383	63,383	69,680	77,857	37,277
Articles (not specified) imported by Post	304,807	315,706	273,085	280,660	334,173
All other Articles	196,125	284,048	259,129	267,541	361,970
Total Value of Articles Manufactured and partly Manufactured	42,609,639	37,119,915	40,561,301	36,003,457	37,834,071
GRAND TOTAL	70,167,438	69,316,395	71,793,829	69,266,663	68,380,341

\* Not separately enumerated

QUANTITY OF EXPORTS OF PRINCIPAL ARTICLES OF INDIAN PRODUCE AND MANUFACTURE FROM  
British India.

ARTICLES.	1894-95.	1895-96.	1896-97.	1897-98.	1898-99.
<b>I—ANIMALS, LIVING</b>					
Horses - - - - - No	417	235	224	150	92
Other Sorts - - - - - "	184,145	164,086	167,685	205,235	208,497
Total Number of Animals, Living - - "	184,562	164,321	167,909	205,385	208,589
<b>II—ARTICLES OF FOOD AND DRINK</b>					
Coffee - - - - - Cwt	281,297	290,902	210,797	225,008	270,056
Fruits and Vegetables					
Fruits -					
Cocoanuts - - - - - No	485,840	283,775	140,780	351,225	269,971
" Kernel or Copra - - - Cwt	117,924	55,212	7,197	29,973	56,569
Other sorts - - - - - "	—	—	—	—	—
Vegetables, fresh - - - - - "	—	—	—	—	—
Grain and Pulse -					
Barley - - - - - Cwt	23,929	34,058	19,537	34,471	96,193
Gram - - - - - "	344,652	633,199	274,954	206,966	282,706
Jawar and Bajra - - - - - "	814,269	731,669	652,812	642,560	1,960,590
Oats - - - - - "	64,448	90,067	85,064	50,092	55,046
Pulse - - - - - "	440,025	742,086	555,942	306,033	785,002
Rice in the husk - - - - - "	580,063	516,162	454,015	474,564	549,482
" not in the husk - - - - - "	33,721,528	34,635,624	27,820,322	26,272,097	37,392,804
Rice-flour - - - - - "	2,159	456	708	1,002	2,128
Wheat - - - - - "	6,887,791	10,002,912	1,910,553	2,392,607	19,520,496
Wheat-flour - - - - - "	588,263	661,729	599,791	505,283	682,662
Other sorts - - - - - "	421,197	319,069	65,973	39,175	96,229
	48,864,395	48,332,973	32,420,134	30,890,379	61,423,338
Provisions					
Buche de mer - - - - - Lbs	74,835	52,308	82,073	97,090	103,573
Fishmaws and Sharkfins - - - - - "	935,418	1,073,754	1,196,918	1,221,498	1,087,019
Fish, dry, salted - - - - - "	7,024,804	9,595,401	7,375,016	10,738,410	8,318,575
" " unsalted - - - - - "	3,816,905	3,605,321	3,086,754	4,560,962	3,082,260
Fruits and Vegetables—dried, salted, or preserved - - - - - Cwt	197,585	212,442	190,696	69,624	107,227
Ghi - - - - - Lbs	3,022,581	2,455,260	3,672,349	3,302,907	5,167,068
Lard - - - - - "	498,515	374,155	223,859	181,914	180,940
Other sorts - - - - - Cwt	179,134	31,330	25,640	28,257	35,476
Spices					
Betelnuts - - - - - Lbs	290,218	212,543	280,782	286,803	290,166
Chillies - - - - - "	234,493	140,772	65,969	108,961	175,808
Cinnamon - - - - - "	8,729,240	8,290,346	8,126,173	8,154,144	10,676,596
Ginger - - - - - "	10,243,707	10,802,988	10,708,228	8,272,489	8,481,192
Pepper - - - - - "	8,135,905	9,852,112	13,604,520	9,688,900	12,204,066
Other sorts - - - - - "	375,804	157,390	186,551	164,347	172,378
	28,009,367	29,456,151	32,972,223	26,675,644	32,000,206
Sugar					
Refined or crystallised, including sugar-candy and confectionery - Cwt	60,179	41,934	62,963	37,887	41,255
Unrefined - - - - - "	958,107	1,021,832	1,097,202	548,895	289,668
	1,018,286	1,063,766	1,160,165	586,782	330,923
Tea - - - - - Lbs.	129,099,316	137,710,205	148,908,461	151,451,817	157,470,672
Other articles - - - - - "	—	—	—	—	—
<b>III—METALS AND MANUFACTURES OF</b>					
Metals					
Brass (mainly Wrought) - - - - - Cwt	3,536	4,427	3,701	3,185	3,068
Copper (mainly Sheets and other manufactures) - - - - - "	2,217	2,439	2,185	1,645	2,566
Iron					
Old, for re-manufacture - - - - - "	171	198	10,657	7,624	2,300
Wrought:					
Anchors, Cables, and Kentledge - - - - - "	1,495	1,920	1,592	1,610	1,760
Nails, Screws, and Rivets - - - - - "	3,180	4,290	2,575	3,114	3,146
Other manufactures of iron, or of iron mixed with steel - - - - - "	2,124	2,736	3,758	3,650	2,915
	6,970	9,144	18,582	15,998	10,121

VALUE OF EXPORTS OF PRINCIPAL ARTICLES OF INDIAN PRODUCE AND MANUFACTURE FROM  
British India.

ARTICLES.	1894-95.	1895-96.	1896-97.	1897-98.	1898-99.
<b>I.—ANIMALS, LIVING :</b>					
Horses - - - - -	6,710	4,140	3,268	2,276	2,136
Other sorts - - - - -	131,051	156,913	174,699	139,146	157,843
Total Value of Animals, Living - - -	137,761	161,053	177,967	141,422	159,979
<b>II.—ARTICLES OF FOOD AND DRINK :</b>					
Coffee - - - - -	2,002,171	2,122,373	2,198,191	1,585,039	1,749,824
<b>Fruits and Vegetables :</b>					
<b>Fruits :</b>					
Cocoanuts - - - - -	1,632	1,028	552	1,257	1,011
"    Kernel or Copra - - - - -	122,419	65,481	9,059	31,810	62,191
Other sorts - - - - -	1,753	1,464	1,541	1,058	971
Vegetables, fresh - - - - -	57,837	64,395	69,568	105,275	90,051
	183,641	132,368	80,720	139,400	154,224
<b>Grain and Pulse :</b>					
Barley - - - - -	6,593	8,996	7,523	14,926	29,565
Gram - - - - -	117,589	208,332	111,040	116,604	119,332
Jawar and Bajra - - - - -	257,843	235,597	228,022	254,410	655,206
Oats - - - - -	21,133	29,114	34,490	25,713	21,539
Pulse - - - - -	153,244	256,822	227,066	175,731	311,674
Rice in the husk - - - - -	114,516	106,344	96,861	117,991	135,054
"    not in the husk - - - - -	13,692,095	13,430,703	11,850,261	11,587,028	15,677,646
Rice-flour - - - - -	425	242	464	824	1,254
Wheat - - - - -	2,565,271	3,913,896	836,395	1,341,151	9,719,688
Wheat-flour - - - - -	365,746	415,669	430,645	417,495	496,431
Other sorts - - - - -	134,734	111,724	25,618	16,929	30,179
	17,422,596	18,708,443	13,840,862	14,053,876	27,197,568
<b>Provisions :</b>					
Biche de mer - - - - -	793	785	1,570	1,450	2,359
Fishmaws and Sharkfins - - - - -	75,882	93,774	120,559	140,523	134,887
Fish, dry, salted - - - - -	69,899	96,905	75,403	34,719	81,686
"    unsalted - - - - -	23,823	26,988	24,127	109,386	26,693
Fruits and Vegetables—dried, salted, or preserved - - - - -	74,925	61,913	56,636	37,699	62,867
Ghi - - - - -	118,766	90,596	150,099	128,500	214,872
Lard - - - - -	13,605	10,746	6,790	5,604	5,308
Other sorts - - - - -	109,716	88,418	83,915	73,786	81,057
	487,409	479,125	519,099	531,667	609,729
<b>Spices :</b>					
Betelnuts - - - - -	4,954	3,472	4,684	4,375	5,927
Cardamoms - - - - -	29,552	19,574	11,558	24,366	33,632
Chillies - - - - -	91,399	69,458	72,093	119,110	113,803
Ginger - - - - -	248,041	238,306	196,905	146,885	132,612
Pepper - - - - -	132,293	153,993	208,003	174,051	329,132
Other sorts - - - - -	10,089	4,706	3,813	2,841	3,491
	516,328	480,509	497,056	471,628	618,597
<b>Sugar :</b>					
Refined or crystallised, including sugar-candy and confectionery - - - - -	79,503	54,751	66,285	49,489	52,141
Unrefined - - - - -	471,080	519,994	622,264	242,965	146,296
	550,583	574,745	688,549	292,454	198,437
Tea - - - - -	7,555,745	7,664,889	8,124,548	8,058,623	8,044,804
Other articles - - - - -	3,015	2,592	2,971	1,678	3,546
Total Value of Articles of Food and Drink -	28,841,690	30,249,862	25,338,844	35,068,456	38,576,729
<b>III.—METALS AND MANUFACTURES OF :</b>					
<b>Metals :</b>					
Brass (mainly Wrought) - - - - -	35,847	50,930	42,405	30,702	28,375
Copper (mainly Sheets and other manufactures) - - - - -	14,280	15,527	14,372	10,530	16,025
<b>Iron :</b>					
Old, for re-manufacture - - - - -	35	47	2,044	1,417	554
<b>Wrought :</b>					
Anchors, Cables, and Kentledge - - - - -	1,218	1,715	1,388	1,288	1,400
Nails, Screws, and Rivets - - - - -	3,527	4,868	2,740	3,260	3,175
Other manufactures of iron, or of iron mixed with steel - - - - -	2,141	2,727	3,541	2,998	2,255
	6,921	9,357	9,713	8,963	7,384



## No. 7—continued.

QUANTITY OF EXPORTS OF PRINCIPAL ARTICLES OF INDIAN PRODUCE AND MANUFACTURE from  
British India—continued.

ARTICLES.	1894-95.	1895-96.	1896-97.	1897-98.	1898-99.
<b>III.—METALS AND MANUFACTURES OF—continued.</b>					
<i>Metals—continued</i>					
Lead - - - - - Cwt.	2,550	1,132	4,126	2,309	3,808
Manganese ore - - - - - "	128,320	455,160	946,600	1,576,580	1,257,504
Tin (mainly block) - - - - - "	1,407	261	1,688	964	840
Unenumerated - - - - - "	446	6,549	16,094	120	1,037
Total Metals - - - - - "	145,444	479,112	992,976	1,600,801	1,278,944
Hardware and Cutlery (including plated ware) - - - - -	—	—	—	—	—
Machinery and Millwork - - - - -	—	—	—	—	—
<b>IV.—CHEMICALS, DRUGS, MEDICINES AND NARCOTICS, AND DYEING AND TANNING MATERIALS:</b>					
<i>Chemicals</i>					
Borax - - - - - Cwt.	7,880	6,700	5,516	3,624	4,999
Saltpetre - - - - - "	352,985	421,769	528,452	417,786	365,256
Other sorts - - - - - "	—	—	—	—	—
<i>Drugs, Medicines, and Narcotics</i>					
Cinchona Bark - - - - - Lbs.	1,737,318	939,938	321,478	3,056,769	1,361,539
Galangal - - - - - Cwt.	1,101	788	556	1,216	1,296
Other sorts - - - - - "	—	—	—	—	—
Opium - - - - - { Chests = Cwt	68,834 94,645	60,860 83,944	62,258 86,386	56,069 78,280	67,128 92,827
<i>Tobacco</i>					
Unmanufactured - - - - - Lbs	9,718,786	9,236,761	11,257,582	9,747,129	12,723,068
Manufactured - - - - - "	—	—	—	—	—
Cigars - - - - - "	593,539	600,940	557,816	600,821	633,078
Other sorts - - - - - "	260,226	249,533	273,872	253,362	235,477
	10,572,551	10,087,234	12,089,270	10,601,312	13,591,623
<i>Dyeing and Tanning Materials</i>					
Cutch - - - - - Cwt.	155,032	183,729	122,082	97,187	61,669
Indigo - - - - - "	166,308	187,337	169,523	133,849	135,187
Myrabolams - - - - - "	1,123,113	1,000,026	899,372	726,060	905,916
Safflower - - - - - "	1,790	1,904	2,487	2,125	2,605
Turmeric - - - - - "	119,422	140,758	40,733	28,067	48,226
Other sorts - - - - - "	29,020	27,335	19,683	18,673	21,924
	1,594,685	1,541,089	1,253,880	1,005,961	1,175,527
<b>V.—OILS</b>					
Animal - - - - - Gals	10,325	10,597	1,638	191	202
Essential - - - - - "	20,174	24,674	13,778	17,314	21,000
Mineral - - - - - "	48,391	315,118	191,424	15,563	722,686
Paraffin wax - - - - - Cwt.	25,458	34,715	41,332	29,670	34,990
<i>Vegetable, not Essential</i>					
Dregs of Jimpili Oil - - - - - "	42,810	51,136	59,506	242,000	202,811
Castor - - - - - Gals	2,679,236	2,016,461	1,997,475	1,953,509	2,140,902
Cocoanut - - - - - "	2,285,524	2,205,727	1,137,538	1,046,235	1,532,477
Earthnut - - - - - "	17,995	27,846	44,393	30,479	27,859
Linseed - - - - - "	95,079	110,625	157,060	177,383	120,915
Mustard or Rape - - - - - "	175,361	170,545	161,307	194,199	285,521
Til or Jimpili - - - - - "	282,242	225,719	160,444	125,084	276,408
Other sorts - - - - - "	240,757	69,578	44,695	12,378	24,704
	5,776,194	4,826,501	3,702,912	3,539,267	4,408,786
Total Quantity of Oils - - - - - { Gals & Cwt	5,855,084 68,268	5,176,890 85,851	3,909,752 100,838	3,572,335 271,670	5,152,674 237,801
<b>VI.—RAW MATERIALS AND UNMANUFACTURED ARTICLES</b>					
Bristles and fibres for brushes and brooms - - - - - Cwt	*	14,523	25,392	41,065	59,661
Canes and Rattans - - - - - "	1,897	2,075	2,002	1,662	2,057
Caoutchouc - - - - - "	9,270	7,154	6,213	5,563	6,240
Coal and Coke - - - - - Tons	53,665	80,923	136,719	212,855	327,104
Cour - - - - - Cwt.	30,232	43,289	30,200	60,994	53,906
Cotton - - - - - "	3,384,697	5,248,428	5,216,023	3,722,526	5,411,012
Feathers - - - - - Lbs	158,329	393,723	224,241	231,514	161,425

\* Not separately enumerated.

## No. 8—continued.

VALUE OF EXPORTS OF PRINCIPAL ARTICLES OF INDIAN PRODUCE AND MANUFACTURE FROM  
British India—continued.

ARTICLES.	1894-95.	1895-96.	1896-97.	1897-98.	1898-99.
<b>III.—METALS AND MANUFACTURES OF—continued.</b>					
<i>Metals—continued.</i>					
Lead . . . . .	2,156	1,246	3,371	2,051	2,886
Manganese ore . . . . .	5,133	18,206	37,864	63,003	50,332
Tin (mainly block) . . . . .	7,989	1,375	8,145	4,378	4,393
Unenumerated . . . . .	1,663	3,331	3,033	968	1,501
Total Metals . . . . .	73,989	99,972	118,903	120,595	110,896
Hardware and Cutlery (including plated ware) . . . . .	13,444	19,069	22,919	18,071	15,739
Machinery and Millwork . . . . .	661	127	1,027	119	882
Total Value of Metals and Manufactures of . . . . .	88,094	119,168	142,849	138,785	127,517
<b>IV.—CHEMICALS, DRUGS, MEDICINES AND NARCOTICS, AND DYEING AND TANNING MATERIALS .</b>					
<i>Chemicals :—</i>					
Borax . . . . .	13,941	12,014	9,449	6,509	9,643
Saltpetre . . . . .	411,365	535,946	572,164	398,745	349,344
Other sorts . . . . .	8,965	8,630	9,100	6,972	13,046
	434,271	556,590	590,713	412,226	372,033
<i>Drugs, Medicines, and Narcotics .</i>					
Cinchona Bark . . . . .	43,571	23,294	7,527	78,923	34,819
Galangal . . . . .	833	597	443	998	1,081
Other sorts . . . . .	104,072	114,847	94,889	75,894	103,059
	148,476	138,718	102,859	155,815	138,959
Opium . . . . .	9,064,665	8,459,336	8,022,923	6,097,563	7,126,009
<i>Tobacco :</i>					
Unmanufactured . . . . .	106,930	116,396	113,820	90,681	138,424
Manufactured . . . . .					
Cigars . . . . .	60,804	62,701	63,781	67,527	73,853
Other sorts . . . . .	3,438	3,379	3,732	3,542	3,284
	171,172	182,476	181,333	161,750	215,561
<i>Dyeing and Tanning Materials :</i>					
Cutch . . . . .	292,136	379,611	239,953	187,482	128,270
Indigo . . . . .	4,745,915	5,354,511	4,370,757	3,057,402	2,970,478
Myrabolams . . . . .	464,976	404,560	361,431	258,949	320,472
Safflower . . . . .	3,712	3,317	5,631	4,078	3,320
Turmeric . . . . .	94,660	78,676	25,225	24,997	50,252
Other sorts . . . . .	9,007	6,519	6,696	6,540	8,572
	5,610,406	6,227,194	5,009,693	3,539,448	3,481,364
Total Value of Chemicals, Drugs, Medicines and Narcotics, and Dyeing and Tanning Materials )	15,423,990	15,564,314	13,907,521	10,366,802	11,333,926
<b>V.—OILS :</b>					
Animal . . . . .	445	409	169	17	18
Essential . . . . .	49,333	52,935	23,260	34,425	49,909
Mineral . . . . .	1,009	15,527	11,290	1,144	36,384
Paraffin wax . . . . .	47,703	60,162	76,475	59,151	73,088
<i>Vegetable, not Essential :</i>					
Dregs of Jinih Oil . . . . .	12,540	17,934	17,952	74,895	71,882
Castor . . . . .	256,625	201,547	233,079	258,254	274,194
Cocoonut . . . . .	292,401	293,221	153,029	136,251	192,166
Earthnut . . . . .	2,469	3,840	6,904	4,467	3,966
Linseed . . . . .	19,295	24,205	29,248	31,118	16,643
Mustard or Rape . . . . .	23,133	23,208	23,056	29,559	39,956
Til or Jinih . . . . .	34,745	32,358	25,029	19,965	38,279
Other sorts . . . . .	35,318	13,361	9,298	2,429	4,397
	676,526	609,674	497,595	556,938	641,488
Total Value of Oils . . . . .	775,016	738,707	608,789	651,675	800,887
<b>VI.—RAW MATERIALS AND UNMANUFACTURED ARTICLES :</b>					
Bristles and fibres for brushes and brooms . . . . .	*	80,263	93,734	104,435	107,030
Canes and Rattans . . . . .	1,902	1,979	2,042	3,056	2,715
Caoutchouc . . . . .	115,146	99,136	89,849	84,473	122,362
Coal and Coke . . . . .	50,222	86,580	141,124	214,136	335,303
Coir . . . . .	20,971	32,282	28,221	42,156	39,398
Cotton . . . . .	8,703,356	14,090,193	12,970,089	8,871,313	11,188,539
Fenchis . . . . .	28,618	55,518	37,099	24,067	19,777

## No. 7—continued.

QUANTITY of EXPORTS of PRINCIPAL ARTICLES of INDIAN PRODUCE and MANUFACTURE from  
British India—continued.

ARTICLES.	1894-95.	1895-96.	1896-97.	1897-98.	1898-99.
<b>VI—RAW MATERIALS AND UNMANUFACTURED ARTICLES—continued.</b>					
Fodder, bran, and cattle food, including hay and straw :					
Oilcake - - - - - Cwt	461,876	557,734	603,067	414,507	456,876
Rice-bran - - - - - Tons	95,051	92,017	102,416	118,491	111,515
Other sorts - - - - - Cwt.	*	175,005	154,096	108,916	192,284
Gums and Resins - - - - - "	28,599	34,303	60,312	47,139	43,907
Hemp - - - - - "	171,522	209,129	205,017	206,617	246,861
Hides and Skins :					
Hides - - - - - { No.	8,050,886	8,244,530	7,427,943	10,072,470	8,864,329
- - - - - { = Cwt	568,279	649,835	591,813	800,348	695,958
- - - - - { No	7,674,551	8,173,037	6,310,988	9,842,409	10,667,448
Skins - - - - - { = Cwt.	82,521	96,410	62,825	102,343	116,490
Horns - - - - - Cwt.	61,353	67,732	59,804	66,405	69,521
Ivory - - - - - Lbs	7,164	4,668	8,501	4,122	3,323
Jade-stone - - - - - Cwt.	2,540	4,249	4,319	3,861	4,484
Jewellery, &c					
Precious Stones and Pearls, unset - - - - -	—	—	—	—	—
Jute - - - - - Cwt.	12,976,791	12,266,781	11,464,356	15,023,325	9,864,545
Lac, stick and seed - - - - - "	1,534	1,146	2,705	2,341	4,033
Manures :					
Animal Bones - - - - - Tons	76,060	77,014	74,116	71,796	74,027
Other sorts (except oilcake) - - - - - "	3,668	2,398	2,177	868	944
Mica (commercially called Tale) - - - - - Cwt.	5,699	10,231	12,826	11,608	10,947
Natural History Specimens - - - - -	—	—	—	—	—
Rags and other materials for making paper - - - - - Cwt.	14,855	22,589	15,348	23,046	20,886
Seeds					
Essential :					
Ajama - - - - - Cwt	7,578	11,241	10,627	7,330	11,622
Aniseed - - - - - "	742	1,027	1,051	1,206	1,018
Coriander - - - - - "	61,321	49,776	44,889	54,083	50,858
Cummin - - - - - "	13,200	14,898	12,010	15,876	14,426
Fennel - - - - - "	3,409	6,320	3,086	5,012	4,830
Fenugreek - - - - - "	1,773	2,022	2,308	1,442	2,191
Other sorts - - - - - "	5,550	1,488	1,215	10,056	79,816
Castor - - - - - "	1,174,895	1,048,304	998,119	1,059,159	1,210,138
Cotton - - - - - "	96,769	46,362	22,276	28,367	37,115
Earthnuts - - - - - "	2,267,222	1,118,279	486,285	44,739	87,761
Linseed - - - - - "	9,016,382	5,628,574	5,350,170	4,683,394	8,826,833
Mowra or Mowra - - - - - "	344,335	144,389	44,121	255,146	139,389
Mustard - - - - - "	156,190	109,962	61,133	23,890	59,564
Poppy - - - - - "	586,315	738,150	864,748	777,647	871,031
Rape - - - - - "	4,753,685	2,249,797	1,889,007	3,559,870	4,788,774
Tea-seed - - - - - "	*	3,238	4,212	5,371	1,200
Til or Jingly - - - - - "	2,324,793	2,461,445	1,586,526	2,011,036	3,070,214
Other sorts - - - - - "	72,933	36,571	15,947	9,426	17,129
	20,887,092	13,671,843	11,397,730	12,553,080	19,279,909
Silk.					
Raw - - - - - Lbs.	510,800	707,683	595,433	622,587	512,830
Chasam (waste) - - - - - "	793,892	1,072,452	898,713	1,037,701	1,046,541
Cocoons - - - - - "	26,035	12,294	643	1,742	4,780
Stone and Marble - - - - - Cwt.	4,465	6,217	9,824	19,596	13,543
Tallow - - - - - "	7,099	4,854	5,269	6,554	5,386
Wax (excluding candles) - - - - - "	7,487	5,882	3,142	3,537	4,846
Wood :					
Teak - - - - - Cubic Tons	56,495	63,516	64,221	81,866	77,376
Other Timber - - - - - "	2,197	1,785	1,622	2,007	2,270
Ornamental :					
Sandal - - - - -	—	—	—	—	—
Ebony and other sorts - - - - -	—	—	—	—	—
Wool - - - - - Lbs.	31,149,782	31,041,778	28,432,762	30,893,195	27,977,905
All other Articles - - - - -	—	—	—	—	—
<b>VII.—ARTICLES MANUFACTURED AND PARTLY MANUFACTURED.</b>					
Yarns and Textile Fabrics :					
Cotton					
Twist and Yarn - - - - - Lbs	158,853,716	184,362,076	195,995,635	199,945,745	219,624,083
Piece goods					
Grey (unbleached) - - - - - Yards	68,384,776	75,263,964	59,627,753	45,243,293	43,433,428
White (bleached) - - - - - "	297,418	146,346	224,979	276,497	474,232
Coloured, printed, or dyed - - - - - "	16,962,194	17,252,017	14,724,612	16,731,925	16,711,044
Canvas - - - - - "	8,916	14,196	50,759	3,046	3,429
Hosiery, pure and mixed - - - - -	—	—	—	—	—
Handkerchiefs and Shawls in the piece - - - - - No	1,232,989	1,464,214	2,058,431	1,760,112	1,653,867
Thread, sewing - - - - - Lbs	87,963	71,366	66,713	89,348	95,999
Other sorts - - - - - "	2,475,254	3,145,355	1,461,446	2,939,790	3,603,432

\* Not separately enumerated.

## No. 8—continued.

VALUE OF EXPORTS OF PRINCIPAL ARTICLES of INDIAN PRODUCE and MANUFACTURE from  
British India—continued.

ARTICLES.	1894-95.	1895-96.	1896-97.	1897-98.	1898-99.
<b>VL—RAW MATERIALS AND UNMANUFACTURED ARTICLES—continued.</b>					
Fodder, bran, and cattle food, including hay and straw :					
Oilcake . . . . .	140,266	175,055	191,767	138,373	153,056
Rice-bran . . . . .	212,659	208,926	255,551	268,490	244,166
Other sorts . . . . .	*	55,519	47,604	41,656	51,748
Gums and Resins . . . . .	64,533	80,050	141,630	91,893	75,932
Hemp . . . . .	186,446	240,183	231,118	193,314	218,120
Hides and Skins :					
Hides . . . . .	2,088,918	2,610,344	2,541,044	3,374,932	2,948,475
Skins . . . . .	790,658	1,017,949	693,532	1,119,365	1,206,609
Horns . . . . .	199,526	209,367	167,324	155,782	157,106
Ivory . . . . .	3,794	3,070	5,154	2,567	1,872
Jade-stone . . . . .	45,306	54,615	61,512	60,010	62,430
Jewellery, &c.:					
Precious stones and Pearls, unset . . . . .	8,465	14,915	13,868	12,363	11,605
Jute . . . . .	10,575,977	9,992,861	10,550,577	10,129,992	6,941,245
Lac, stick and seed . . . . .	11,565	7,395	16,617	10,256	14,902
Manures :					
Animal Bones . . . . .	458,974	448,451	411,303	391,125	403,563
Other sorts (except oilcake) . . . . .	19,583	11,953	11,904	4,125	4,839
Mica (commercially called Tale) . . . . .	63,775	107,221	115,336	106,857	80,835
Natural History Specimens . . . . .	35,133	40,340	34,130	32,901	28,468
Rags and other materials for making paper . . . . .	4,264	6,744	3,389	6,120	5,270
Seeds :					
Essential :					
Ajama . . . . .	4,107	6,260	5,230	4,040	5,932
Aniseed . . . . .	1,014	1,294	1,095	1,373	1,013
Coriander . . . . .	30,355	21,771	24,053	41,456	47,101
Cumin . . . . .	24,529	28,136	22,077	28,064	24,513
Fennel . . . . .	3,395	6,262	2,798	4,250	4,070
Fenugreek . . . . .	902	1,266	1,408	994	1,101
Other sorts . . . . .	3,019	906	919	6,440	34,859
Castor . . . . .	550,718	519,796	642,897	759,591	732,180
Cotton . . . . .	19,312	9,870	6,009	7,631	8,709
Earthnuts . . . . .	1,302,594	749,295	324,340	28,648	55,593
Linseed . . . . .	6,745,849	4,130,996	3,555,457	2,869,552	5,132,483
Mowra or Mowra . . . . .	156,103	68,211	21,372	95,797	51,490
Mustard . . . . .	112,761	71,556	36,882	18,042	53,239
Poppy . . . . .	457,437	643,790	680,596	558,718	560,923
Rape . . . . .	2,859,622	1,400,929	1,294,791	2,472,175	2,815,792
Tea-seed . . . . .	*	36,006	52,993	87,973	20,803
Til or Jinjili . . . . .	1,880,835	2,001,155	1,328,296	1,602,573	2,286,302
Other sorts . . . . .	48,968	19,933	10,467	6,783	11,091
	14,201,520	9,717,432	8,011,680	8,594,100	11,847,194
Silk :					
Raw . . . . .	425,123	550,055	449,075	451,820	390,682
Chasam (waste) . . . . .	74,885	90,950	62,515	62,720	67,097
Cocoons . . . . .	2,001	1,164	71	310	224
Stone and Marble . . . . .	3,620	4,222	5,629	6,404	5,686
Tallow . . . . .	12,379	8,801	9,557	11,449	9,063
Wax (excluding candles) . . . . .	70,525	56,472	27,619	28,081	38,938
Wood :					
Teak . . . . .	570,130	670,974	686,483	954,652	954,803
Other Timber . . . . .	9,215	8,355	10,489	13,389	15,105
Ornamental :					
Sandal . . . . .	56,736	91,406	58,101	57,643	59,498
Ebony and other sorts . . . . .	2,113	2,371	1,087	1,050	2,471
Wool . . . . .	1,376,850	1,355,108	1,241,497	1,356,537	1,253,483
All other Articles . . . . .	182,738	79,908	75,742	79,564	74,389
Total Value of Raw Materials and Unmanufactured Articles . . . . .	40,817,892	42,368,127	39,495,063	37,101,481	39,143,998
<b>VII—ARTICLES MANUFACTURED AND PARTLY MANUFACTURED :</b>					
<b>Yarns and Textile Fabrics :</b>					
<b>Cotton :</b>					
Twist and Yarn . . . . .	5,672,024	6,730,836	7,173,108	6,966,832	6,603,088
Piece goods :					
Grey (unbleached) . . . . .	832,087	959,538	739,257	542,080	516,173
White (bleached) . . . . .	8,874	5,367	5,803	10,023	20,697
Coloured, printed, or dyed . . . . .	530,878	534,058	458,784	512,787	521,513
Canvas . . . . .	254	547	497	101	146
Hosiery, pure and mixed . . . . .	8,581	7,075	6,769	3,674	4,670
Handkerchiefs and Shawls in the piece . . . . .	58,366	62,375	81,586	70,669	68,350
Thread, sewing . . . . .	7,561	5,341	4,535	6,811	8,238
Other sorts . . . . .	30,055	39,449	26,125	38,361	45,594
	1,476,636	1,613,750	1,323,366	1,184,506	1,185,381

\* Not separately enumerated.

## No. 7—continued.

QUANTITY of EXPORTS of PRINCIPAL ARTICLES of INDIAN PRODUCE and MANUFACTURE from  
British India—continued.

ARTICLES.	1894-95.	1895-96.	1896-97.	1897-98.	1898-99.
VII.—ARTICLES MANUFACTURED AND PARTLY MANUFACTURED—continued.					
Yarns and Textile Fabrics—continued					
Flax - - - - -	{ Lbs. 13,664	6,613	26,062	10,903	9,321
Hemp (excluding cordage) - - - - -	{ Yards 320	0	407	0	0
Jute.					
Twist and Yarn - - - - -	Lbs 1,179,169	5,369,378	3,708,440	4,052,630	2,266,761
Gunny Bags - - - - -	No 143,444,320	168,247,453	165,945,531	197,619,914	180,896,140
Gunny Cloth - - - - -	Yards 103,116,727	114,180,788	169,410,010	242,951,051	280,382,410
Rope and Twine - - - - -	Cwt 11,899	20,489	18,894	28,913	24,575
Other sorts - - - - -	—	—	—	—	—
Silk					
Piece goods - - - - -	Yards 1,343,652½	1,528,225	1,427,611	1,180,833	1,261,300
Goods of silk, mixed with other materials - - - - -	373,933	341,147	221,262	161,058	95,202
Thread for sewing, &c. - - - - -	Lbs. 114	3,205	14	3,005	275
Wool :					
Carpets and Rugs - - - - -	Lbs 1,026,388	1,267,756	1,433,057	1,729,596	1,481,779
Piece goods - - - - -	Yards 8,207	58,482	13,643	6,529	32,744
Shawls - - - - -	No 4,718	4,539	3,563	6,936	8,248
Other sorts - - - - -	Lbs 159,814	75,194	46,217	72,014	66,571
Apparel (exc'uding hosiery) - - - - -					
Books and Printed Matter (including maps and charts) - - - - -	Cwt. 4,426	5,368	4,407	3,587	3,580
Cabinet ware and Furniture - - - - -	—	—	—	—	—
Coir, manufactures of (excluding rope) - - - - -	Cwt 237,827	328,220	253,681	277,194	314,878
Cordage and rope of vegetable fibre (excluding jute) - - - - -	27,074	34,102	40,929	37,504	37,966
Earthenware and Porcelain - - - - -	—	—	—	—	—
Glass and glassware - - - - -	—	—	—	—	—
Hides and Skins :					
Hides, dressed or tanned - - - - -	{ No 1,556,581	2,263,778	2,077,011	2,484,929	1,883,039
	{ = Cwt 102,496	152,651	139,360	172,242	118,061
Skins, dressed or tanned - - - - -	{ No 23,137,628	23,648,086	21,864,100	21,117,879	19,660,423
	{ = Cwt 212,539	215,070	202,366	193,953	179,386
Jewellery, &c. :					
Jewellery - - - - -	—	—	—	—	—
Plate - - - - -	—	—	—	—	—
Lac :					
Button - - - - -	Cwt. 27,857	38,972	28,021	27,038	31,602
Shell, &c - - - - -	131,381	162,699	175,736	189,424	146,481
	159,238	201,671	203,757	216,462	178,083
Leather :					
Unwrought - - - - -	Cwt. 828	345	1,427	5,975	2,064
Manufactures of :					
Saddlery and Harness - - - - -	—	—	—	—	—
Other sorts - - - - -	—	—	—	—	—
Mats and Matting - - - - -					
Perfumery :	Sq Yds 85,554	207,934	162,861	215,685	186,697
Musk - - - - -	Oz. 1,156	584	399	1,151	848
Other sorts - - - - -	—	—	—	—	—
Soap - - - - -	Cwt 10,377	9,957	8,259	9,400	5,317
Toys and Requisites for Games - - - - -	—	—	—	—	—
Wood - - - - -	—	—	—	—	—
Articles (not specified) exported by Post - - - - -	—	—	—	—	—
All other Articles - - - - -	—	—	—	—	—

## No. 8—continued.

VALUE of EXPORTS of PRINCIPAL ARTICLES of INDIAN PRODUCE and MANUFACTURE from  
British India—continued.

ARTICLES.	1894-95.	1895-96.	1896-97.	1897-98.	1898-99.
<b>VII.—ARTICLES MANUFACTURED AND PARTLY MANUFACTURED—continued.</b>					
<b>Yarns and Textile Fabrics—continued.</b>					
Flax - - - - -	713	421	1,327	1,246	792
Hemp (excluding cordage) - - - - -	8	0	2	20	560
<b>Jute :</b>					
Twist and Yarn - - - - -	14,560	67,800	46,399	47,374	21,846
Gunny Bags - - - - -	3,199,806	3,543,011	3,518,780	3,716,546	3,391,636
Gunny Cloth - - - - -	985,032	1,116,767	1,630,357	2,141,605	2,355,996
Rope and Twine - - - - -	11,007	19,402	18,079	24,482	28,143
Other sorts - - - - -	429	464	315	849	739
	4,210,834	4,747,444	5,213,930	5,930,866	5,776,514
<b>Silk :</b>					
Piece goods - - - - -	130,702	147,787	135,822	108,862	116,589
Goods of silk mixed with other materials - - - - -	36,431	33,081	24,011	15,474	11,346
Thread for sewing, &c. - - - - -	65	2,531	8	1,705	254
	167,198	183,399	159,841	126,041	128,189
<b>Wool :</b>					
Carpets and Rugs - - - - -	115,634	164,153	182,392	203,704	202,347
Piece goods - - - - -	1,335	3,619	1,079	764	2,199
Shawls - - - - -	24,562	18,990	15,476	15,918	20,803
Other sorts - - - - -	9,811	6,123	3,085	3,513	3,937
	151,342	182,885	202,032	223,899	229,286
<b>Total Yarns and Textile Fabrics - - - - -</b>	<b>11,678,775</b>	<b>13,458,735</b>	<b>14,073,606</b>	<b>14,433,400</b>	<b>13,945,656</b>
Apparel (excluding hosiery) - - - - -	178,169	208,283	190,790	164,135	151,928
Books and Printed Matter (including maps and charts) - - - - -	37,174	40,886	37,482	35,525	27,780
Cabinet-ware and Furniture - - - - -	42,232	48,094	43,884	35,930	38,662
Coar. manufactures of (excluding rope) - - - - -	222,461	313,126	240,032	273,420	298,455
Cordage and Rope of vegetable fibre (excluding jute) - - - - -	37,170	43,444	53,060	50,590	46,718
Earthenware and Porcelain - - - - -	4,612	5,137	4,573	4,163	3,521
Glass and glassware - - - - -	5,457	5,999	5,159	4,687	5,097
<b>Hides and Skins :</b>					
Hides, dressed or tanned - - - - -	586,653	876,327	798,410	986,699	673,264
Skins, dressed or tanned - - - - -	3,093,711	3,134,858	2,968,384	2,836,538	2,620,871
	3,680,364	4,011,185	3,766,794	3,823,237	3,294,135
<b>Jewellery, &amp;c. :</b>					
Jewellery - - - - -	24,791	25,393	24,142	24,376	40,655
Plate - - - - -	14,891	14,511	10,119	11,436	21,015
	39,682	39,904	34,261	35,812	61,670
<b>Lac :</b>					
Button - - - - -	247,181	362,989	189,591	131,523	155,274
Shell, &c. - - - - -	1,147,728	1,463,217	1,193,654	929,141	701,218
	1,394,909	1,826,206	1,383,245	1,060,664	856,492
<b>Leather :</b>					
Unwrought - - - - -	5,545	3,454	12,644	41,416	15,751
<b>Manufactures of :</b>					
Saddlery and Harness - - - - -	3,287	3,136	2,972	3,000	2,655
Other sorts - - - - -	1,580	5,464	4,022	3,548	3,078
	10,412	12,054	19,638	47,964	21,484
<b>Mats and Matting - - - - -</b>	<b>2,270</b>	<b>3,136</b>	<b>2,886</b>	<b>6,683</b>	<b>3,406</b>
<b>Perfumery :</b>					
Musk - - - - -	5,577	2,738	1,925	4,600	1,749
Other sorts - - - - -	10,393	11,433	8,280	11,005	9,660
Soap - - - - -	8,218	7,477	6,426	6,602	3,836
Toys and Requisites for Games - - - - -	23,644	25,488	19,722	13,241	17,005
Wood - - - - -	23,631	28,791	42,525	52,327	53,829
Articles (not specified) exported by Post - - - - -	163,026	171,465	184,874	171,183	266,669
All other Articles - - - - -	99,961	80,812	90,465	82,312	99,489
<b>Total Value of Articles Manufactured and partly Manufactured - - - - -</b>	<b>17,668,142</b>	<b>20,344,393</b>	<b>20,209,627</b>	<b>20,317,480</b>	<b>19,207,241</b>
<b>GRAND TOTAL - - - - -</b>	<b>103,757,585</b>	<b>109,545,624</b>	<b>99,880,660</b>	<b>93,786,101</b>	<b>109,350,277</b>

## QUANTITY of EXPORTS of PRINCIPAL ARTICLES of FOREIGN MERCHANDISE from British India.

ARTICLES.	1894-95	1895-96.	1896-97.	1897-98.	1898-99.
<b>I.—ANIMALS, LIVING :</b>					
Horses - - - - - No.	263	224	279	166	108
Other sorts - - - - - "	0	2	8	2	4
Total Number of Animals, Living - "	263	226	287	168	112
<b>II.—ARTICLES OF FOOD AND DRINK :</b>					
Coffee - - - - - Cwt.	13,477	7,533	5,189	8,100	11,500
Fruits and Vegetables - - - - - "					
<b>Grain and Pulse</b>					
Rice not in the husk - - - - - Cwt	14,109	10,182	6,940	87,891	4,600
Wheat - - - - - "	2,339	1,259	73	0	0
Other sorts - - - - - "	2,821	640	6,958	7,019	3,170
"	19,269	12,081	13,971	94,910	7,770
<b>Liquors</b>					
Ale, Beer, Porter, Cider, &c - - - Gals.	2,587	4,906	1,565	6,900	4,642
<b>Spirits and Liqueurs ·</b>					
Brandy - - - - - "	1,994	2,689	1,025	4,411	1,447
Gin - - - - - "	273	198	331	188	159
Rum - - - - - "	16	394	37	1,315	13
Whisky - - - - - "	1,332	982	1,526	1,420	2,256
Other sorts - - - - - "	331	1,263	85	288	655
"	3,946	5,526	3,004	7,622	4,530
<b>Wines</b>					
Champagne - - - - - "	594	232	301	691	594
Claret - - - - - "	491	1,102	411	252	441
Port - - - - - "	290	495	166	275	344
Sherry - - - - - "	478	352	179	262	53
Other sorts - - - - - "	862	602	456	358	790
"	2,715	2,783	1,513	1,838	2,222
Total Liquors - - - - - "	9,248	13,215	6,082	16,360	11,394
<b>Provisions :</b>					
Fishmaws and Sharkfins - - - - - Lbs.	977,232	1,017,010	901,918	1,042,558	1,051,186
Fish, dry, salted - - - - - "	211,880	40,432	74,256	43,092	25,476
" " unsalted - - - - - "	103,173	163,267	259,328	19,800	86,268
Fruits and Vegetables—dried, salted, or preserved - - - - - Cwt	82,654	62,610	34,175	41,375	42,034
Ghi - - - - - Lbs.	7,784	18,284	14,315	2,352	23,072
Other sorts - - - - - Cwt.	2,359	3,694	2,661	2,560	3,062
<b>Spices ·</b>					
Betelnuts - - - - - Lbs.	45,178	29,932	16,436	5,152	19,145
Cardamoms - - - - - "	3,263	1,058	1,825	4,251	7,618
Cloves - - - - - "	1,100,230	2,286,120	918,702	518,137	658,560
Nutmegs - - - - - "	78,066	59,782	26,843	45,291	35,361
Pepper - - - - - "	101,993	80,263	81,181	50,761	840
Other sorts - - - - - "	41,425	52,214	44,327	215,351	82,433
"	1,370,155	2,509,369	1,089,314	838,943	803,957
<b>Sugar</b>					
Refined or crystallised, including sugar-candy and confectionery - - - Cwt.	213,966	176,830	188,308	103,445	167,644
Tea - - - - - Lbs	4,339,953	4,369,878	4,573,733	2,669,765	2,334,978
Other articles - - - - - "					

## VALUE OF EXPORTS OF PRINCIPAL ARTICLES OF FOREIGN MERCHANDISE from British India.

ARTICLES.	1894-95.	1895-96.	1896-97.	1897-98.	1898-99.
<b>I.—ANIMALS, LIVING :</b>					
Horses - - - - -	15,975	8,977	12,473	6,060	10,830
Other sorts - - - - -	0	3	71	20	36
<b>Total Value of Animals, Living - - -</b>	<b>15,975</b>	<b>8,980</b>	<b>12,544</b>	<b>6,080</b>	<b>10,866</b>
<b>II.—ARTICLES OF FOOD AND DRINK :</b>					
Coffee - - - - -	86,182	46,694	34,081	41,441	35,693
Fruits and Vegetables - - - - -	3,130	1,561	27	25	668
<b>Grain and Pulse:</b>					
Rice not in the husk - - - - -	8,188	5,720	4,086	54,618	2,509
Wheat - - - - -	976	480	55	0	0
Other sorts - - - - -	743	193	3,015	3,055	1,184
	9,907	6,393	7,156	57,673	3,693
<b>Liquors :</b>					
Ale, Beer, Porter, Cider, &c. - - - - -	450	756	287	1,148	600
<b>Spirits and Liqueurs :</b>					
Brandy - - - - -	1,778	1,728	852	2,931	1,147
Gin - - - - -	170	121	145	102	111
Rum - - - - -	21	100	43	367	7
Whisky - - - - -	1,298	870	1,318	1,225	1,784
Other sorts - - - - -	302	948	135	254	199
	3,569	3,767	2,493	4,879	3,249
<b>Wines :</b>					
Champagne - - - - -	1,629	618	799	1,767	2,475
Claret - - - - -	314	742	360	193	308
Port - - - - -	374	588	264	336	395
Sherry - - - - -	367	416	194	206	48
Other sorts - - - - -	494	470	464	352	798
	3,178	2,834	2,081	2,854	4,024
<b>Total Liquors - - - - -</b>	<b>7,197</b>	<b>7,357</b>	<b>4,861</b>	<b>8,881</b>	<b>7,873</b>
<b>Provisions :</b>					
Fishmaws and Sharkfins - - - - -	51,893	52,378	46,891	60,875	69,885
Fish, dry, salted - - - - -	1,266	291	362	320	300
" " unsalted - - - - -	1,146	1,084	1,828	268	731
Fruits and Vegetables—dried, salted, or preserved - - - - -	67,802	59,626	35,595	42,272	42,725
Glu - - - - -	296	688	562	84	1,124
Other sorts - - - - -	8,476	11,348	9,553	8,795	8,267
	130,879	125,415	94,791	112,614	123,032
<b>Spices :</b>					
Betelnuts - - - - -	470	428	145	44	158
Cardamoms - - - - -	483	124	289	859	1,370
Cloves - - - - -	18,731	40,412	14,738	8,398	16,221
Nutmegs - - - - -	7,329	4,876	1,831	2,932	1,585
Pepper - - - - -	1,726	1,257	1,349	938	24
Other sorts - - - - -	1,637	1,810	1,008	3,024	1,384
	30,376	48,907	19,360	16,195	20,742
<b>Sugar :</b>					
Refined or crystallised, including sugar-candy and confectionery - - - - -	271,534	216,572	227,888	118,939	184,820
Tea - - - - -	432,854	361,085	371,233	215,494	146,311
Other articles - - - - -	62	106	459	195	19
<b>Total Value of Articles of Food and Drink -</b>	<b>972,121</b>	<b>814,090</b>	<b>759,856</b>	<b>571,457</b>	<b>522,851</b>



No. 9—*continued.*QUANTITY OF EXPORTS OF PRINCIPAL ARTICLES OF FOREIGN MERCHANDISE from British India—  
*continued.*

ARTICLES.	1894-95.	1895-96.	1896-97.	1897-98.	1898-99.
III.—METALS AND MANUFACTURES OF:					
Metals.					
Brass, Wrought . . . . . Cwt	417	419	367	463	279
Copper					
Unwrought . . . . . "	3	701	2,256	0	6,373
Wrought:					
Mixed or Yellow Metal, for sheathing . . . . . "	1,816	1,393	697	1,125	882
Sheets and other manufactures . . . . . "	7,418	10,003	7,232	6,731	5,028
"	9,253	12,109	10,211	7,856	12,283
Iron					
Old, for re-manufacture . . . . . "	143,058	175,819	258,627	205,525	135,853
Wrought:					
Anchors, Cables, and Kentledge . . . . . "	1,049	678	752	648	449
Angle, Bolt, and Rod . . . . . "	3,067	5,370	2,251	4,073	4,291
Bar . . . . . "	23,297	34,424	20,544	24,196	16,970
Hoop . . . . . "	328	238	591	739	1,358
Nails, Screws, Rivets, and Washers . . . . . "	3,835	6,301	4,315	4,335	3,276
Pipes and Tubes . . . . . "	738	1,314	1,748	580	726
Sheets and Plates . . . . . "	8,358	17,318	7,058	6,504	8,953
Wire . . . . . "	329	680	1,235	506	864
Other manufactures of wrought or cast iron, or of iron mixed with steel . . . . . "	1,239	996	410	932	757
"	185,298	243,138	297,531	248,038	173,497
Lead					
One . . . . . "	154	261	140	144	327
Pig . . . . . "	2,608	2,846	17,458	7,313	5,847
Wrought, &c . . . . . "	1,062	405	84	53	894
"	3,824	3,512	17,682	7,510	7,068
Quicksilver . . . . . Lbs.	4,896	4,160	6,306	3,166	2,411
Steel . . . . . Cwt.	2,948	4,805	1,761	2,662	2,726
Tin, Unwrought (block) . . . . . "	2,932	3,252	2,044	1,609	1,306
Zinc or Spelter, Wrought and Unwrought . . . . . "	325	750	607	374	247
Unenumerated . . . . . "	47	28	1,069	97	93
Total Metals . . . . .	205,076	268,050	331,328	268,637	197,610
Hardware and Cutlery (including plated ware)	—	—	—	—	—
Machinery and Millwork:					
Steam-engines and parts . . . . .	—	—	—	—	—
Other sorts . . . . .	—	—	—	—	—

No. 10—*continued.*VALUE of EXPORTS of PRINCIPAL ARTICLES of FOREIGN MERCHANDISE from British India—  
*continued.*

ARTICLES.	1894-95.	1895-96.	1896-97.	1897-98.	1898-99.
<b>III.—METALS AND MANUFACTURES OF :</b>					
<b>Metals .</b>					
Brass, Wrought - - - - -	2,749	2,780	2,250	2,609	1,645
<b>Copper .</b>					
Unwrought - - - - -	12	2,663	9,026	0	25,566
<b>Wrought :</b>					
Mixed or Yellow Metal, for sheathing -	7,080	5,794	2,916	4,679	3,613
Sheets and other manufactures - - -	33,432	49,248	34,804	31,551	27,655
	40,524	57,705	46,746	36,230	56,834
<b>Iron :</b>					
Old, for re-manufacture - - - - -	27,817	35,252	52,483	41,538	24,177
<b>Wrought .</b>					
Anchors, Cables, and Kentledge - -	1,231	758	1,029	828	441
Angle, Bolt, and Rod - - - - -	1,946	3,362	1,477	2,690	2,600
Bar - - - - -	14,597	21,688	13,108	15,355	10,471
Hoop - - - - -	195	140	394	469	609
Nails, Screws, Rivets, and Washers -	3,971	6,079	4,256	4,311	3,228
Pipes and Tubes - - - - -	708	1,331	1,061	623	1,008
Sheets and Plates - - - - -	8,777	17,885	7,125	6,124	8,725
Wire - - - - -	431	806	1,496	583	882
Other manufactures of wrought or cast iron, or of iron mixed with steel - -	745	861	376	969	897
	60,418	88,162	82,805	73,490	53,038
<b>Lead :</b>					
Ore - - - - -	192	314	179	165	409
Pig - - - - -	2,559	3,007	12,814	5,866	3,420
Wrought, &c. - - - - -	1,101	940	111	94	551
	3,852	4,261	13,104	6,125	4,380
Quicksilver - - - - -	763	667	1,047	499	402
Steel - - - - -	2,379	4,119	1,712	2,316	2,424
Tin, Unwrought (block) - - - - -	20,358	21,174	12,800	9,765	7,919
Zinc or Spelter, Wrought and Unwrought -	554	1,185	1,021	767	442
Unenumerated - - - - -	446	300	1,282	1,732	1,124
<b>Total Metals - - -</b>	<b>132,043</b>	<b>180,353</b>	<b>162,767</b>	<b>133,533</b>	<b>128,208</b>
Hardware and Cutlery (including plated ware)	60,505	81,921	81,270	77,423	71,239
<b>Machinery and Millwork</b>					
Steam-engines and parts - - - - -	6,561	7,221	8,683	7,608	8,171
Other sorts - - - - -	8,462	10,742	8,616	18,309	11,729
	15,023	17,963	17,299	25,917	19,900
<b>Total Value of Metals and Manufactures of -</b>	<b>216,571</b>	<b>280,237</b>	<b>261,336</b>	<b>236,873</b>	<b>219,347</b>

## No. 9—continued.

QUANTITY of EXPORTS of PRINCIPAL ARTICLES of FOREIGN MERCHANDISE from British India—  
continued

ARTICLES	1894-95.	1895-96.	1896-97.	1897-98.	1898 99.
<b>IV—CHEMICALS, DRUGS, MEDICINES AND NARCOTICS, AND DYEING AND TANNING MATERIALS</b>					
Chemicals					
Alum - - - - - Cwt	4,286	4,306	3,234	3,050	3,320
Arsenic - - - - - "	420	257	131	212	157
Copperas - - - - - "	2,217	3,412	3,664	2,908	1,359
Sal Ammoniac - - - - - "	1,500	987	1,052	1,040	648
Sulphuric Acid - - - - - "	211	418	165	358	163
Other sorts - - - - - "	—	—	—	—	—
Drugs, Medicines, and Narcotics					
Aloes - - - - - Cwt	668	253	240	827	288
Asafetida - - - - - "	2,397	2,550	2,013	2,772	3,980
Camphor - - - - - Lbs	53,882	23,753	59,433	55,857	56,003
Cassia lignea - - - - - Cwt	8,391	3,643	3,295	4,552	4,694
Galangal - - - - - "	934	468	81	360	164
Quinine - - - - - Lbs	687	1,443	732	269	895
Other sorts - - - - - "	—	—	—	—	—
Tobacco					
Unmanufactured - - - - - Lbs	3,833	1,766	332	12,594	3,218
Manufactured - - - - - "	10,286	21,095	12,363	12,383	8,296
	14,119	22,861	12,695	24,977	11,514
Dyeing and Tanning Materials					
Amiline and Alizaine Dyes - - - - - Lbs	90,654	95,453	205,391	117,855	82,413
Cochineal - - - - - Cwt	13	77	45	30	88
Gambier - - - - - "	288	195	244	382	207
Madder or Manjit - - - - - "	922	501	513	373	486
Saffron - - - - - "	26	23	18	22	2,931
Other sorts - - - - - "	1,395	1,144	1,207	947	1,523
<b>V—OILS</b>					
Oils					
Essential - - - - - Gals	940	348	283	342	64
Mineral					
Kerosene - - - - - "	850,462	508,183	721,848	621,270	305,489
Other sorts - - - - - "	13,579	47,027	48,757	54,689	35,922
Other sorts - - - - - "	6,473	3,772	4,293	9,281	2,061
Total Quantity of Oils - - - - - "	871,454	559,330	775,181	685,582	343,536
<b>VI—RAW MATERIALS AND UNMANUFACTURED ARTICLES</b>					
Canes and Rattans - - - - - Cwt.	917	1,009	1,851	432	474
Caoutchouc - - - - - "	19	92	0	69	104
Coal, Coke, and Patent Fuel - - - - - Tons	58	203	790	6	143
Cotton - - - - - Cwt.	1,921	291	728	473	614
Gums and Resins					
Arabic - - - - - Cwt	6,278	11,400	7,391	5,951	7,297
Benjamin - - - - - "	1,246	1,268	741	543	790
Olbanum or Frankincense - - - - - "	28,432	25,205	19,062	20,218	17,080
Rosin - - - - - "	964	1,026	917	1,540	1,677
Other sorts - - - - - "	10,626	6,822	5,770	7,235	3,109
	47,546	45,721	33,881	35,487	29,953
Hides and Skins - - - - - { No =Cwt					
Horns - - - - - Cwt	2,350	4,520	3,606	4,056	6,560
Ivory - - - - - Lbs	41	304	85	214	124
	344	363	326	363	224
	192,965	173,499	159,615	131,467	127,997
Jewellery, &c.					
Precious Stones and Pearls, unset - - - - -	—	—	—	—	—
Pitch, Tar, and Dammer - - - - - Cwt.	1,190	1,964	1,549	1,459	1,476

## No. 10—continued.

VALUE OF EXPORTS OF PRINCIPAL ARTICLES OF FOREIGN MERCHANDISE FROM BRITISH INDIA—  
continued

ARTICLES.	1894-95.	1895-96	1896-97.	1897-98.	1898-99.
<b>IV.—CHEMICALS, DRUGS, MEDICINES AND NARCOTICS, AND DYEING AND TANNING MATERIALS :</b>					
Chemicals .					
Alum - - - - -	2,164	2,187	1,648	1,528	1,595
Arsenic - - - - -	916	607	309	539	370
Coppetas - - - - -	1,028	1,408	1,391	1,229	729
Sal Ammoniac - - - - -	4,823	3,479	4,008	3,858	1,858
Sulphuric Acid - - - - -	301	602	228	501	207
Other sorts - - - - -	1,837	2,930	2,611	2,549	2,222
	11,069	11,213	10,195	10,204	6,981
Drugs, Medicines, and Narcotics :					
Aloes - - - - -	2,398	1,093	753	3,465	1,232
Asafetida - - - - -	7,122	8,213	7,069	9,671	9,924
Camphor - - - - -	4,695	2,981	6,046	5,150	5,105
Cassia lignea - - - - -	18,330	8,725	7,876	12,440	13,146
Galangal - - - - -	842	402	74	337	130
Quinine - - - - -	1,360	2,663	1,467	521	1,258
Other sorts - - - - -	13,745	18,489	10,674	10,091	12,388
	48,492	42,566	33,959	41,675	43,183
Tobacco					
Unmanufactured - - - - -	1,476	278	133	1,503	705
Manufactured - - - - -	2,434	3,587	2,720	2,808	2,282
	3,910	3,865	2,853	4,311	2,987
Dyeing and Tanning Materials .					
Aniline and Alizarine Dyes - - - - -	13,615	12,834	20,382	18,262	8,587
Cochineal - - - - -	182	1,073	648	387	1,140
Gambier - - - - -	533	413	527	749	348
Malder or Manjit - - - - -	1,037	615	563	426	581
Saffron - - - - -	3,429	3,784	3,208	4,970	3,521
Other sorts - - - - -	4,129	3,673	4,148	3,237	4,990
	22,925	22,392	29,476	28,031	19,167
Total Value of Chemicals, Drugs, Medicines and Narcotics, and Dyeing and Tanning Materials	86,396	80,036	76,483	84,221	72,318
<b>V.—OILS</b>					
Oils :					
Essential - - - - -	775	919	579	1,027	176
Mineral :					
Kerosene - - - - -	33,832	25,726	36,607	26,130	12,162
Other sorts - - - - -	1,850	4,571	4,650	5,365	3,408
Other sorts - - - - -	1,034	705	745	2,088	390
Total Value of Oils - - - - -	37,491	31,921	42,581	34,610	16,136
<b>VI—RAW MATERIALS AND UNMANUFACTURED ARTICLES :</b>					
Canes and Rattans - - - - -	1,235	1,729	3,447	1,031	621
Caoutchouc - - - - -	63	479	0	300	572
Coal, Coke, and Patent Fuel - - - - -	129	342	2,048	14	336
Cotton - - - - -	4,877	673	1,817	1,144	1,589
Gums and Resins :					
Arabic - - - - -	13,466	17,299	11,575	8,549	10,580
Benjamin - - - - -	3,760	4,286	2,883	1,858	2,289
Olibanum or Frankincense - - - - -	47,683	44,394	32,231	36,317	29,173
Rosin - - - - -	494	526	489	795	825
Other sorts - - - - -	17,244	9,082	7,729	11,403	5,438
	82,647	75,587	54,907	58,922	48,305
Hides and Skins - - - - -	176	1,205	320	596	528
Horns - - - - -	7,072	7,988	7,645	8,173	4,188
Ivory - - - - -	101,790	96,345	94,261	66,747	61,670
Jewellery, &c :					
Precious Stones and Pearls, unset - - - - -	7,508	14,436	14,397	12,805	26,732
Pitch, Tar, and Dammer - - - - -	550	833	659	635	636

## No. 9—continued.

QUANTITY OF EXPORTS OF PRINCIPAL ARTICLES OF FOREIGN MERCHANDISE from British India  
—continued.

ARTICLES.	1894-95.	1895-96.	1896-97.	1897-98	1898 99.
<b>VI — RAW MATERIALS AND UNMANUFACTURED ARTICLES—continued</b>					
Seeds					
Rape - - - - - Cwt.	941	1,573	2,004	8,511	2,402
Other sorts - - - - - "	2,167	1,465	1,011	8,29	1,728
	3,108	3,038	3,015	9,340	4,130
Shells and Cowries - - - - -	—	—	—	—	—
Silk - - - - - Lbs	95,542	60,680	88,650	66,654	72,832
Stone and Marble - - - - - Cwt	272	432	170	32	218
Wax (excluding candles) - - - - - "	270	151	6	154	54
Wood					
Teak - - - - - Cubic Tons	23	255	194	69	78
Other Timber - - - - - "	277	645	358	121	291
Wool - - - - - Lbs	13,550,666	16,000,896	13,011,377	14,069,037	10,635,241
All other Articles - - - - -	—	—	—	—	—
<b>VII — ARTICLES MANUFACTURED AND PARTLY MANUFACTURED</b>					
Yarns and Textile Fabrics.					
Cotton					
Twist and Yarn - - - - - Lbs	1,752,505	1,131,072	1,395,662	1,779,893	1,540,298
Piece goods					
Grey (unbleached) - - - - - Yards	26,514,567	18,285,088	14,891,312	12,678,638	12,621,720
White (bleached) - - - - - "	16,858,154	14,195,372	11,163,728	9,854,783	10,325,338
Coloured, printed, or dyed - - - - - "	64,076,817	60,209,454	44,257,498	46,412,429	46,799,328
Canvas - - - - - "	3,499	4,490	2,172	3,661	3,227
Lace and Patent Net - - - - - "	21,742	10,487	6,838	5,883	29,882
Handkerchiefs and Shawls in the piece - - - - - No	1,627,881	1,544,336	1,164,566	998,166	860,123
Hosiery, pure and mixed - - - - -					
Thread, sewing - - - - - Lbs	92,350	88,761	109,752	87,803	75,920
Other Sorts - - - - - "	15,179	16,123	16,305	45,445	35,183
Flax					
Piece goods - - - - - Yards	4,386	3,633	1,689	1,060	501
Canvas - - - - - "	9,880	14,028	13,201	2,974	10,934
Other sorts (including bags and sacks) - - - - - Lbs	20,494	7,716	4,444	3,050	2,338
Hemp (excluding cordage) - - - - -	—	—	—	—	—
Jute - - - - -	—	—	—	—	—
Silk					
Piece goods - - - - - Yards	1,117,833	1,208,817	1,067,520	700,146	550,968
Goods of silk mixed with other materials - - - - - "	38,514	50,828	104,865	46,413	37,792
Other sorts - - - - - Lbs.	2,005	254	276	1,270	1,113
Wool					
Piece goods - - - - - Yards	435,471	489,332	377,551	216,796	199,757
Shawls - - - - - No	35,483	12,554	4,353	7,672	2,834
Other sorts - - - - - Lbs	110,027	76,228	47,089	30,747	28,355
Apparel (including haberdashery, millinery, boots and shoes, &c, but excluding hosiery) -	—	—	—	—	—
Arms, Ammunition, &c (excluding military accoutrements).					
Fire-arms and parts thereof - - - - -	—	—	—	—	—
Other sorts - - - - -	—	—	—	—	—

## No. 10—continued.

VALUE OF EXPORTS OF PRINCIPAL ARTICLES OF FOREIGN MERCHANDISE from British India—  
continued.

ARTICLES.	1894-95.	1895-96.	1896-97.	1897-98.	1898-99.
<b>VI.—RAW MATERIALS AND UNMANUFACTURED ARTICLES—continued.</b>					
Seeds:					
Rape . . . . .	526	944	1,204	5,408	1,690
Other sorts . . . . .	3,996	3,285	1,991	1,308	3,128
	4,522	4,229	3,195	6,716	4,818
Shells and Cowries . . . . .	36,666	30,564	19,587	20,136	19,622
Silk . . . . .	25,152	19,569	25,069	18,700	18,804
Stone and Marble . . . . .	297	457	539	67	161
Wax (excluding candles) . . . . .	2,154	943	19	486	396
Wood:					
Teak . . . . .	149	1,820	1,518	945	593
Other Timber . . . . .	1,456	3,213	1,796	814	2,940
Wool . . . . .	639,236	760,819	608,004	614,085	471,360
All other Articles . . . . .	835	746	1,241	902	977
Total Value of Raw Materials and Unmanufactured Articles	916,514	1,021,977	840,469	842,918	664,848
<b>VII.—ARTICLES MANUFACTURED AND PARTLY MANUFACTURED.</b>					
Yarns and Textile Fabrics.					
Cotton:					
Twist and Yarn . . . . .	111,602	70,717	89,147	103,347	82,308
Piece goods:					
Grey (unbleached) . . . . .	393,292	237,726	191,006	157,749	141,777
White (bleached) . . . . .	281,681	221,431	171,793	142,564	140,750
Coloured, printed, or dyed . . . . .	1,384,868	1,287,940	960,078	969,394	958,704
Canvas . . . . .	289	407	50	151	83
Lace and Patent Net . . . . .	630	224	210	114	443
Handkerchiefs and Shawls in the piece . . . . .	38,144	27,649	22,834	17,094	15,556
Hosiery, pure and mixed . . . . .	13,209	18,483	17,759	14,376	10,723
Thread, sewing . . . . .	10,502	10,537	12,583	9,326	8,166
Other sorts . . . . .	563	541	1,245	2,145	1,286
	2,123,178	1,804,938	1,377,558	1,312,913	1,277,488
Flax:					
Piece goods . . . . .	211	171	100	42	46
Canvas . . . . .	411	649	808	190	480
Other sorts (including bags and sacks) . . . . .	2,578	835	485	307	236
	3,200	1,655	1,393	539	762
Hemp (excluding cordage) . . . . .	0	0	36	91	32
Jute . . . . .	185	353	579	108	162
Silk:					
Piece goods . . . . .	84,340	84,255	72,898	55,901	43,622
Goods of silk mixed with other materials . . . . .	4,094	4,361	6,142	2,120	2,961
Other sorts . . . . .	1,679	154	202	294	130
	90,113	88,770	79,242	58,315	46,713
Wool.					
Piece goods . . . . .	43,454	45,050	38,384	23,872	20,948
Shawls . . . . .	5,185	3,679	1,856	1,372	906
Other sorts . . . . .	14,456	9,058	8,637	4,163	3,355
	63,095	57,787	48,877	29,407	25,209
Total Yarns and Textile Fabrics . . . . .	2,391,373	2,024,220	1,596,832	1,504,720	1,432,674
Apparel (including haberdashery, millinery, boots and shoes, &c, but excluding hosiery)	131,665	154,111	170,680	144,093	139,094
Arms, Ammunition, &c (excluding military accoutrements).					
Fire-arms and parts thereof . . . . .	11,286	13,170	12,090	10,766	9,226
Other sorts . . . . .	1,484	3,336	1,704	765	1,874
	12,770	16,506	14,794	11,531	11,100

## No. 9—concluded.

QUANTITY of EXPORTS of PRINCIPAL ARTICLES of FOREIGN MERCHANDISE from British India—  
concluded

ARTICLES.	1894-95.	1895-96.	1896-97.	1897-98.	1898-99.
VII—ARTICLES MANUFACTURED AND PARTLY MANUFACTURED—continued					
Art, works of	—	—	—	—	—
Books and Printed Matter (including maps and charts) - Cwt	1,075	994	1,191	1,307	1,481
Building and Engineering Materials -	—	—	—	—	—
Cabinet-ware and Furniture -	—	—	—	—	—
Candles - Lbs	110,173	161,359	67,181	47,871	51,493
Caoutchouc, manufactures of -	—	—	—	—	—
Carriages, Carts, &c. (excluding railway carriages), and parts thereof -	—	—	—	—	—
Chinese and Japanese-ware (including lacquered-ware, but not earthenware and porcelain) -	—	—	—	—	—
Clocks and Watches - No	3,835	4,577	2,857	1,872	4,842
Corals, Real - Lbs.	27,733	22,634	35,030	40,124	43,471
Cordage and Rope of vegetable fibre (excluding jute) - Cwt	153	103	169	304	430
Earthenware and Porcelain - "	—	—	—	—	—
Fireworks -	—	—	—	—	—
Glass					
Sheet and Plate - - - - - Supl. Feet	208,042	188,604	115,506	119,457	119,629
Beads and False Pearls - - - - - Cwt	1,016	776	911	743	490
Bottles, common - - - - - { =Gross	702	490	878	408	636
Other ware - - - - -	483	355	570	283	449
Hides and Skins, dressed and tanned { Cwt =No					
	9	6	3	3	94
	451	712	12	198	5,045
Instruments and Apparatus					
Musical - - - - -	—	—	—	—	—
Photographic - - - - -	—	—	—	—	—
Scientific, Philosophical, &c - - - - -	—	—	—	—	—
Jewellery, &c					
Jewellery - - - - -	—	—	—	—	—
Plate - - - - -	—	—	—	—	—
Leather					
Unwrought - - - - - Cwt	9	2	21	21	48
Manufactures (excluding boots and shoes) -	—	—	—	—	—
Matches					
Mats and Matting - - - - - Sq Yds	27,268	31,585	24,756	37,648	34,312
Paints and Colours - - - - - Cwt	3,402	2,640	2,432	2,732	1,811
Paper and Pasteboard					
Printing Paper - - - - - Cwt	333	219	335	152	613
Writing Paper and Envelopes - - - - -	—	—	—	—	—
Other sorts - - - - - Cwt.	256	580	409	255	445
Perfumery - - - - -					
Printing and Lithographing materials (other than paper) - - - - -	—	—	—	—	—
Soap - - - - - Cwt.	1,167	1,320	1,708	622	1,268
Stationery (excluding paper) - - - - -	—	—	—	—	—
Toys and Requisites for Games - - - - -	—	—	—	—	—
Umbrellas - - - - -	58,880	85,521	51,056	78,891	62,268
Wood, manufactures of - - - - -	—	—	—	—	—
Articles (not specified) exported by Post - - - - -	—	—	—	—	—
All other Articles - - - - -	—	—	—	—	—

## No. 10—concluded.

VALUE of EXPORTS of PRINCIPAL ARTICLES of FOREIGN MERCHANDISE from British India—  
concluded.

ARTICLES.	1894-95.	1895-96.	1896-97.	1897-98.	1898-99.
<b>VII.—ARTICLES MANUFACTURED AND PARTLY MANUFACTURED—continued.</b>					
Art, works of . . . . .	4,519	8,532	6,743	7,377	7,428
Books and Printed Matter (including maps and charts) . . . . .	17,147	16,258	19,543	19,898	22,564
Building and Engineering Materials . . . . .	781	1,032	662	1,071	1,461
Cabinet-ware and Furniture . . . . .	14,233	15,066	11,946	20,590	10,986
Candles . . . . .	3,883	6,069	2,258	1,507	1,444
Caoutchouc, manufactures of . . . . .	1,158	535	1,270	200	783
Carrriages, Carts, &c (excluding railway carriages), and parts thereof . . . . .	1,770	3,825	6,531	6,131	9,108
Chinese and Japanese-ware (including lacquered-ware, but not earthenware and porcelain) . . . . .	5,275	6,458	3,756	3,990	2,884
Clocks and Watches . . . . .	5,120	5,942	3,724	3,168	4,581
Corals, Real . . . . .	29,941	12,862	20,960	26,444	35,532
Cordage and Rope of vegetable fibre (excluding jute) . . . . .	466	369	681	864	1,067
Earthenware and Porcelain . . . . .	26,274	33,005	26,296	25,512	18,354
Fireworks . . . . .	1,054	700	596	484	690
<b>Glass</b>					
Sheet and Plate . . . . .	1,939	2,070	1,132	1,276	1,278
Beads and False Pearls . . . . .	8,457	5,912	5,463	4,331	4,150
Bottles, common . . . . .	1,213	1,073	1,235	757	1,245
Other ware . . . . .	27,884	29,103	28,758	27,747	22,679
	39,493	38,158	36,588	34,111	29,352
Hides and Skins, dressed and tanned . . . . .	143	180	40	50	886
<b>Instruments and Apparatus</b>					
Musical . . . . .	6,479	7,777	7,287	6,649	6,610
Photographic . . . . .	1,920	1,462	1,757	2,268	2,562
Scientific, Philosophical, &c . . . . .	4,316	4,479	5,116	11,009	6,640
	12,715	13,718	14,160	19,926	15,812
<b>Jewellery, &amp;c. :</b>					
Jewellery . . . . .	24,662	17,741	16,689	22,791	23,442
Plate . . . . .	2,722	6,385	4,494	8,267	8,777
<b>Leather .</b>					
Unwrought . . . . .	267	67	415	550	756
Manufactures (excluding boots and shoes) . . . . .	4,429	4,354	4,718	4,096	5,965
	4,696	4,421	5,133	4,646	6,721
Matches . . . . .	10,112	14,849	7,635	8,892	6,945
Mats and Matting . . . . .	1,051	1,148	854	1,635	1,298
Paints and Colours . . . . .	6,068	6,074	5,647	4,692	3,411
<b>Paper and Pasteboard .</b>					
Printing Paper . . . . .	659	460	536	245	924
Writing Paper and Envelopes . . . . .	6,111	4,890	3,150	3,288	3,216
Other sorts . . . . .	745	1,438	848	533	1,097
	7,515	6,788	4,534	4,066	5,237
Perfumery . . . . .	5,027	6,693	4,852	3,533	3,901
Printing and Lithographing materials (other than Paper) . . . . .	285	1,577	282	375	303
Soap . . . . .	3,151	2,505	3,237	2,002	2,337
Stationery (excluding Paper) . . . . .	12,889	15,366	12,248	14,965	13,604
Toys and Requisites for Games . . . . .	4,989	5,387	6,698	4,243	6,006
Umbrellas . . . . .	7,453	10,378	6,259	9,205	5,939
Wood, manufactures of . . . . .	1,651	1,506	1,830	1,935	809
Articles (not specified) exported by Post . . . . .	8,788	7,799	2,854	6,057	20,412
All other Articles . . . . .	11,507	14,112	19,062	46,042	9,888
<b>Total Value of Articles Manufactured and partly Manufactured . . . . .</b>	<b>2,812,346</b>	<b>2,480,275</b>	<b>2,040,368</b>	<b>1,975,013</b>	<b>1,864,830</b>
<b>GRAND TOTAL . . . . .</b>	<b>5,057,414</b>	<b>4,717,516</b>	<b>4,033,637</b>	<b>3,751,172</b>	<b>3,371,196</b>



## No. 11.

QUANTITY and VALUE of IMPORTS and EXPORTS of PRINCIPAL ARTICLES in 1898-99,  
distinguishing COUNTRIES.

ARTICLES AND COUNTRIES.	IMPORTS.		EXPORTS	
	Quantity.	Value.	Quantity	Value.
<b>I — ANIMALS, LIVING</b>				
<b>HORSES</b>				
United Kingdom - - - - No	80	12,764	7	600
Aden - - - - - "	1	30	4	400
Ceylon - - - - - "	23	1,056	106	6,101
China, Hong Kong - - - - - "	1	50	1	220
Straits Settlements - - - - - "	29	1,275	24	1,105
Mauritius - - - - - "			2	120
Australia - - - - - "	5,736	253,640	43	4,020
Austria-Hungary - - - - - "	25	450		
France - - - - - "			2	200
Arabia - - - - - "	52	1,620		
Mekian and Somiani - - - - - "	3	43		
Persia - - - - - "	277	8,738		
Turkey in Asia - - - - - "	1,305	43,430		
Zanzibar - - - - - "			7	160
Other Countries - - - - - "			4	40
	7,622	323,096	200	12,966
<b>OTHER KINDS</b>				
United Kingdom - - - - No	536	4,307	17	446
Ceylon - - - - - "	858	644	165,591	82,883
China, Hong Kong - - - - - "	3	2		
Straits Settlements - - - - - "	97	220	42,501	73,085
Mauritius - - - - - "			40	24
Australia - - - - - "	115	614		
Austria-Hungary - - - - - "	6	87		
France - - - - - "	4	30		
Germany - - - - - "	4	103	1	3
Arabia - - - - - "	52	139	2	14
China, Treaty Ports - - - - - "	2	9		
Mekian and Somiani - - - - - "	24	25		
Persia - - - - - "	14	30		
Zanzibar - - - - - "			95	373
United States - - - - - "			54	251
Other Countries - - - - - "			200	800
	1,715	6,210	208,501	157,879
<b>TOTAL ANIMALS, LIVING - No</b>	<b>9,337</b>	<b>329,306</b>	<b>208,701</b>	<b>170,845</b>
<b>II ARTICLES OF FOOD AND DRINK</b>				
<b>COFFEE</b>				
United Kingdom - - - - Cwt	113	597	155,500	1,137,287
Aden - - - - - "	307	1,633	1	4
Ceylon - - - - - "	100	593	4,571	21,169
Straits Settlements - - - - - "	15,041	47,096	703	2,690
Mauritius - - - - - "			526	1,669
Natal - - - - - "			6	27
Australia - - - - - "		2	2,370	15,025
Austria-Hungary - - - - - "	4,700	18,029	9,139	67,463
Belgium - - - - - "			5,142	27,855
France - - - - - "	101	302	83,543	426,469
Germany - - - - - "	50	227	5,524	37,821
Italy - - - - - "			401	2,010
Arabia - - - - - "			7,616	24,749
Japan - - - - - "			4	19
Mekian and Somiani - - - - - "				2
Persia - - - - - "			6,225	19,570
Turkey in Asia - - - - - "			22	110

No. 11—*continued.*QUANTITY and VALUE of IMPORTS and EXPORTS of PRINCIPAL ARTICLES in 1898-99,  
distinguishing COUNTRIES—*continued.*

ARTICLES AND COUNTRIES.	IMPORTS.		EXPORTS.	
	Quantity.	Value.	Quantity.	Value.
<b>II.—ARTICLES OF FOOD AND DRINK—<i>continued.</i></b>				
<b>COFFEE—<i>continued.</i></b>				
Egypt - - - - - Cwt	136	774	5	27
Madagascar - - - - - "	1	2		
Mozambique - - - - - "			4	17
Zanzibar - - - - - "	108	427	40	111
United States - - - - - "			200	1,400
Other Countries - - - - - "	1	7	5	23
"	20,748	69,689	281,556	1,785,517
<b>FRUITS AND VEGETABLES:</b>				
United Kingdom - - - - -	—	1,849	—	5,259
Aden - - - - -	—	11	—	2,236
Ceylon - - - - -	—	19,717	—	59,089
China, Hong Kong - - - - -	—	214	—	922
Straits Settlements - - - - -	—	67,113	—	23,159
Mauritius - - - - -	—	3,731	—	971
Natal - - - - -	—	1	—	297
Australia - - - - -	—	13	—	
Austria-Hungary - - - - -	—	3	—	26
Belgium - - - - -	—		—	4,000
France - - - - -	—	732	—	5,267
Germany - - - - -	—	90	—	44,426
Italy - - - - -	—	6,525	—	130
Arabia - - - - -	—	5,510	—	892
China, Treaty Ports - - - - -	—	93	—	5
Japan - - - - -	—	2	—	
Maldivo Islands - - - - -	—	5,472	—	20
Mekran and Sonmiani - - - - -	—		—	344
Persia - - - - -	—	4	—	1,867
Siam - - - - -	—	37	—	6
Turkey in Asia - - - - -	—		—	1,020
Abyssinia - - - - -	—		—	3
Egypt - - - - -	—	25	—	41
Madagascar - - - - -	—		—	45
Mozambique - - - - -	—		—	465
Zanzibar - - - - -	—	972	—	4,310
Other Countries - - - - -	—	302	—	92
"	—	112,416	—	154,892
<b>GRAIN AND PULSE.</b>				
<b>JAWAR AND BAJRA:</b>				
United Kingdom - - - - - Cwt		...	181,353	52,787
Aden - - - - -			710,181	251,515
Ceylon - - - - -	73	22	49	19
Natal - - - - -			31	11
Mauritius - - - - -			1,038	365
France - - - - -			2,068	551
Arabia - - - - -			403,991	128,315
Mekran and Sonmiani - - - - -			62,368	15,633
Persia - - - - -		...	14,174	4,125
Turkey in Asia - - - - -	217	87		
Abyssinia - - - - -			399,041	138,547
Egypt - - - - -			122,065	41,052
Madagascar - - - - -			71	32
Mozambique - - - - -	120	42	1,666	705
Zanzibar - - - - -			56,959	19,780
Other Countries - - - - -	2	—	5,535	1,769
"	412	151	1,960,590	655,206
<b>RICE IN THE HUSK:</b>				
United Kingdom - - - - - Cwt.			529	145
Ceylon - - - - -	427	174	452,419	109,657
China, Hong Kong - - - - -	6	4	6,010	1,844
Straits Settlements - - - - -	6,952	2,078	11,462	1,848
Italy - - - - -			3	1
Siam - - - - -			16	3
Mozambique - - - - -	22	8		
United States - - - - -			79,041	21,556
Other Countries - - - - -			2	—
"	7,407	2,264	549,482	135,054

No. 11—*continued.*QUANTITY and VALUE of IMPORTS and EXPORTS of PRINCIPAL ARTICLES in 1898-99,  
distinguishing COUNTRIES—*continued.*

ARTICLES AND COUNTRIES	IMPORTS.		EXPORTS.	
	Quantity.	Value.	Quantity	Value.
<b>II—ARTICLES OF FOOD AND DRINK—<i>continued.</i></b>				
<b>GRAIN AND PULSE—<i>continued.</i></b>				
<b>RICE NOT IN THE HUSK</b>				
United Kingdom - - - - Cwt.	96	110	5,068,842	2,090,222
Malta - - - - - "	.	..	1	1
Aden - - - - - "	.	..	326,384	174,773
Ceylon - - - - - "	1,847	919	5,062,753	2,653,112
China, Hong Kong	182	100	9,223	3,247
Straits Settlements - - - - "	3,725	2,135	5,526,097	2,046,991
Cape Colony - - - - - "	.	..	180,466	108,265
Mauritius - - - - - "	.	..	1,595,382	790,815
Natal - - - - - "	.	..	303,376	178,866
Canada - - - - - "	.	..	994	746
British Guiana - - - - - "	.	..	177,603	91,231
Australia - - - - - "	.	..	59,255	27,073
Austria-Hungary - - - - - "	2	4	2,002	1,365
Belgium - - - - - "	.	..	4,900	3,008
France - - - - - "	..	..	10,881	4,012
Germany - - - - - "	.	..	549,546	263,181
Greece - - - - - "	.	..	750	325
Holland - - - - - "	.	..	8,113	4,838
Italy - - - - - "	15	21	243	132
Russia - - - - - "	..	..	17,384	5,310
Arabia - - - - - "	1	1	1,685,485	821,065
China, Treaty Ports - - - - "	..	..	7	5
Japan - - - - - "	4	3	1,623,928	664,487
Maldiv Islands - - - - - "	..	..	21,239	10,218
Mekran and Sonmian - - - - "	..	..	40,550	15,834
Persia - - - - - "	62	37	351,812	180,957
Siam - - - - - "	..	..	27,585	9,916
Turkey in Asia - - - - - "	..	..	9,887	5,252
Abyssinia - - - - - "	.	..	150,457	79,225
Egypt - - - - - "	76	41	11,685,750	4,118,190
Madagascar - - - - - "	.	..	4,033	1,756
Mozambique - - - - - "	.	..	38,317	21,861
Réunion - - - - - "	.	..	253,027	109,356
Zanzibar - - - - - "	..	..	922,079	440,577
United States - - - - - "	.	..	13,181	6,663
Argentine Republic - - - - - "	.	..	53,036	18,781
Brazil - - - - - "	.	..	1,053,635	467,011
Chile - - - - - "	..	..	133,098	53,493
West Indies - - - - - "	.	..	252,274	122,629
Other Countries - - - - - "	.	..	173,829	85,364
"	6,010	3,371	37,397,404	15,680,155
<b>WHEAT</b>				
United Kingdom - - - - Cwt	4	3	9,336,707	4,532,385
Aden - - - - - "	9	6	16,889	9,826
Ceylon - - - - - "	31	19	405	237
China, Hong Kong	.	..	4,258	2,457
Straits Settlements - - - - "	.	..	2,665	1,695
Mauritius - - - - - "	.	..	2,878	1,237
Cape Colony - - - - - "	.	..	249	136
Natal - - - - - "	.	..	9	4
Belgium - - - - - "	.	..	2,056,910	986,102
France - - - - - "	.	..	3,228,791	1,710,678
Germany - - - - - "	.	..	250,674	130,282
Holland - - - - - "	.	..	189,795	91,740
Italy - - - - - "	.	..	1,118,886	588,632
Arabia - - - - - "	.	..	106,812	59,594
Cochin-China - - - - - "	.	..	11	6
Maldiv Islands - - - - - "	.	..	4	2
Mekran and Sonmian - - - - "	.	..	820	341
Persia - - - - - "	.	..	39,636	18,567
Siam - - - - - "	.	..	3	2
Turkey in Asia - - - - - "	3	2	6,253	3,018
Abyssinia - - - - - "	.	..	34	21
Egypt - - - - - "	.	..	3,139,440	1,574,145
Madagascar - - - - - "	.	..	135	74
Mozambique - - - - - "	..	..	66	40
Zanzibar - - - - - "	.	..	8,055	4,411
Other Countries - - - - - "	.	..	10,111	4,956
"	47	30	19,520,496	9,713,688

No. 11—*continued.*QUANTITY and VALUE of IMPORTS and EXPORTS of PRINCIPAL ARTICLES in 1898-99,  
distinguishing COUNTRIES—*continued.*

ARTICLES AND COUNTRIES.	IMPORTS.		EXPORTS.	
	Quantity.	Value	Quantity.	Value.
<b>II.—ARTICLES OF FOOD AND DRINK—<i>continued.</i></b>				
<b>GRAIN AND PULSE—<i>continued.</i></b>				
<b>WHEAT FLOUR</b>				
United Kingdom - - - - Lbs.	104,034	1,844	14,196	89
Aden - - - - - "			17,462,879	110,970
Ceylon - - - - - "	2,858	21	10,033,336	62,451
China, Hong Kong - - - - "	271,190	2,550	14,450	99
Straits Settlements - - - - "	223,129	1,746	146,733	981
Mauritius - - - - - "			16,952,294	117,267
Natal - - - - - "			1,150,515	8,377
Australia - - - - - "	12,260	120		
Austria-Hungary - - - - - "	51,522	642		
Belgium - - - - - "			9,445	47
France - - - - - "	5,600	42		
Germany - - - - - "	1,822	14		
Italy - - - - - "	238,550	1,769	782,000	5,600
Arabia - - - - - "	1,072	8	14,178,643	90,906
Japan - - - - - "			420	3
Mekran and Sommani - - - - "			238,702	1,210
Persia - - - - - "			3,208,977	18,606
Siam - - - - - "			672	12
Turkey in Asia - - - - - "			317,046	1,983
Abyssinia - - - - - "			931,520	5,833
Egypt - - - - - "	18,000	236	1,540,876	10,405
Madagascar - - - - - "			56,952	321
Mozambique - - - - - "			1,030,325	6,743
Réunion - - - - - "			695,800	4,018
Zanzibar - - - - - "			6,648,500	44,622
Other Countries - - - - - "			1,043,838	5,888
	930,037	8,992	76,458,152	496,431
<b>OTHER SORTS - - - - - "</b>	<b>36,991</b>	<b>16,456</b>	<b>1,320,474</b>	<b>514,726</b>
<b>TOTAL GRAIN AND PULSE -</b>				
United Kingdom - - - - Cwt	1,722	2,485	15,011,715	6,808,361
Malta - - - - - "			1	1
Aden - - - - - "	11	9	1,226,748	554,878
Ceylon - - - - - "	3,292	1,515	5,766,537	2,894,943
China, Hong Kong - - - - "	6,440	4,310	20,376	8,064
Straits Settlements - - - - "	16,854	8,015	5,596,615	2,077,312
Cape Colony - - - - - "	3	2	180,944	108,531
Mauritius - - - - - "			2,069,036	1,049,015
Natal - - - - - "			344,544	205,931
Canada - - - - - "			994	746
British Guiana - - - - - "			181,306	92,794
Australia - - - - - "	2,936	1,738	62,888	28,697
Austria-Hungary - - - - - "	462	645	2,002	1,366
Belgium - - - - - "			2,161,894	989,158
France - - - - - "	50	42	3,252,912	1,719,367
Germany - - - - - "	46	56	800,220	393,462
Greece - - - - - "			750	325
Holland - - - - - "			197,998	96,578
Italy - - - - - "	2,161	1,806	1,137,609	597,916
Russia - - - - - "			17,384	5,310
Arabia - - - - - "	40	24	2,339,333	1,106,788
China, Treaty Ports - - - - "	5	3	8	5
Cochin-China - - - - - "			11	6
Japan - - - - - "	4	3	1,623,934	664,493
Maldivé Islands - - - - - "			21,292	10,228
Mekran and Sommani - - - - "	595	240	186,310	33,198
Persia - - - - - "	542	244	513,964	246,277
Siam - - - - - "			27,794	9,981
Turkey in Asia - - - - - "	22,977	9,454	20,796	11,069
Abyssinia - - - - - "			510,127	224,796
Egypt - - - - - "	237	278	14,961,177	5,743,892
Madagascar - - - - - "	4	1	5,362	2,494
Mozambique - - - - - "	786	393	63,733	35,011
Réunion - - - - - "			296,608	130,161
Zanzibar - - - - - "	4	1	1,138,056	542,993
Argentine Republic - - - - - "			53,036	18,781
Brazil - - - - - "			1,053,635	467,011
Chile - - - - - "			133,245	53,553
Dutch Guiana - - - - - "			11	6
United States - - - - - "			92,322	28,266
West Indies - - - - - "			271,152	130,749
Other Countries - - - - - "			217,589	108,747
	59,171	31,264	61,431,198	27,201,260

No. 11—*continued.*

QUANTITY and VALUE of IMPORTS and EXPORTS of PRINCIPAL ARTICLES in 1898-99,  
distinguishing COUNTRIES—*continued.*

ARTICLES AND COUNTRIES	IMPORTS		EXPORTS	
	Quantity	Value	Quantity	Value
<b>II.—ARTICLES OF FOOD AND DRINK—<i>continued.</i></b>				
<b>LIQUORS</b>				
<b>ALE, BEER, PORTER, CIDER, &amp;c. :</b>				
United Kingdom - - - - Gals	3,045,141	430,202	1,754	171
Aden - - - - "	13	6	1,296	131
Ceylon - - - - "	220	65	156	15
China, Hong Kong - - - - "	280	63		
Straits Settlements - - - - "	715	230	52	5
Mauritius - - - - "			923	151
Natal - - - - "			56	14
Austria-Hungary - - - - "	2,275	656	30	9
Belgium - - - - "	6,097	2,032		
Denmark - - - - "	1,985	441		
France - - - - "	233	61		
Germany - - - - "	173,879	47,631	194	51
Holland - - - - "	104	24		
Arabia - - - - "			86	25
China, Treaty Ports - - - - "	16	5		
Japan - - - - "	1	0		
Mekran and Sonmiani - - - - "			12	5
Persia - - - - "			10	3
Siam - - - - "			24	6
Turkey in Asia - - - - "			26	7
Abyssinia - - - - "			15	4
Egypt - - - - "	42	12		
Mozambique - - - - "			8	3
United States - - - - "	24	10		
	3,231,025	481,438	4,642	600
<b>SPIRITS AND LIQUEURS</b>				
<b>BRANDY</b>				
United Kingdom - - - - Gals	42,264	41,669	1	5
Aden - - - - "	164	146		2
Ceylon - - - - "	333	198		
China, Hong Kong - - - - "	60	100		
Straits Settlements - - - - "	131	154	30	39
Cape Colony - - - - "			4	5
Mauritius - - - - "			10	5
Natal - - - - "			9	26
British Guiana - - - - "			68	104
Australia - - - - "	4	3		2
Austria-Hungary - - - - "	237	713		
Belgium - - - - "	5,005	2,583		
France - - - - "	191,142	169,261	3	5
Germany - - - - "	37,612	11,784	2	2
Greece - - - - "	51	55		
Holland - - - - "	10,151	2,075		
Italy - - - - "	2,341	1,522		
Arabia - - - - "			88	63
Cochin-China - - - - "	2	1		
Mekran and Sonmiani - - - - "			562	291
Persia - - - - "	2	5	591	464
Turkey in Asia - - - - "	39	6	2	5
Egypt - - - - "	1,007	779		
Zanzibar - - - - "	11	13	8	15
United States - - - - "		1	2	3
West Indies - - - - "			59	96
Dutch Guiana - - - - "			8	16
	290,556	231,068	1,447	1,148
<b>WHISKY .</b>				
United Kingdom - - - - Gals.	528,725	370,810	467	401
Aden - - - - "	177	135	56	35
Ceylon - - - - "	437	491	233	188
China, Hong Kong - - - - "	108	104		
Straits Settlements - - - - "	584	449	43	58
Cape Colony - - - - "			38	32
Mauritius - - - - "			79	50
Natal - - - - "			80	78

No. 11—*continued.*

QUANTITY and VALUE of IMPORTS and EXPORTS of PRINCIPAL ARTICLES in 1898-99,  
distinguishing COUNTRIES—*continued.*

ARTICLES AND COUNTRIES.	IMPORTS.		EXPORTS.	
	Quantity.	Value.	Quantity	Value.
<b>II.—ARTICLES OF FOOD AND DRINK—<i>continued.</i></b>				
<b>LIQUORS—<i>continued.</i></b>				
<b>SPIRITS AND LIQUEURS—<i>continued.</i></b>				
<b>WHISKY—<i>continued.</i></b>				
British Guiana - - - - Gals.			14	13
Australia - - - - "	1,085	1,319	6	9
Austria-Hungary - - - - "	2	1	12	10
France - - - - "	41	30	10	7
Germany - - - - "	14,782	7,640	7	7
Holland - - - - "	"	"	2	1
Italy - - - - "	12	9		
Arabia - - - - "	1	1	406	269
Japan - - - - "	18	14	3	3
Mekran and Sonmiani - - - - "			118	104
Persia - - - - "	10	12	358	203
Siam - - - - "	12	11		
Abyssinia - - - - "			10	16
Zanzibar - - - - "	135	134	311	297
United States - - - - "	68	41	3	3
	546,197	381,201	2,256	1,784
<b>OTHER SORTS - - - - "</b>	<b>426,595</b>	<b>244,333</b>	<b>879</b>	<b>325</b>
<b>TOTAL SPIRITS AND LIQUEURS :</b>				
United Kingdom - - - - Gals	677,202	550,857	544	490
Aden - - - - "	358	295	57	38
Ceylon - - - - "	61,936	16,185	295	199
China, Hong Kong - - - - "	1,381	743		3
Straits Settlements - - - - "	70,259	11,335	184	112
Cape Colony - - - - "			51	42
Mauritius - - - - "	221	60	122	67
Natal - - - - "			103	116
British Guiana - - - - "	122	50	82	116
Australia - - - - "	1,143	1,497	6	11
Austria-Hungary - - - - "	4,106	3,486	12	10
Belgium - - - - "	14,615	9,264		
Denmark - - - - "	297	488		
France - - - - "	198,363	186,504	15	14
Germany - - - - "	189,218	48,735	9	10
Greece - - - - "	82	63		
Holland - - - - "	34,693	10,445	2	1
Italy - - - - "	2,508	1,843		
Russia - - - - "	42	78		
Turkey in Europe - - - - "	6	1		
Arabia - - - - "	1	2	954	428
China, Treaty Ports - - - - "	2	1		
Cochin-China - - - - "	2	1		
Japan - - - - "	18	14	3	3
Mekran and Sonmiani - - - - "			716	413
Persia - - - - "	12	17	1,019	723
Siam - - - - "	12	11		
Turkey in Asia - - - - "	105	42	7	16
Abyssinia - - - - "			10	16
Egypt - - - - "	1,089	821		
Zanzibar - - - - "	146	147	319	312
United States - - - - "	4,698	13,257	5	5
West Indies - - - - "	711	360	59	96
Dutch Guiana - - - - "			8	16
	1,263,348	856,602	4,582	3,257
<b>WINES :</b>				
<b>CHAMPAGNE :</b>				
United Kingdom - - - - Gals.	21,340	64,229	463	2,093
Gibraltar - - - - "	72	230		
Aden - - - - "	55	114	8	28
Ceylon - - - - "	8	23	16	28
China, Hong Kong - - - - "	7	7		
Straits Settlements - - - - "	12	32	70	207
Mauritius - - - - "			4	16
Natal - - - - "			4	12
British Guiana - - - - "			2	4
Austria-Hungary - - - - "	32	65		
Belgium - - - - "	4,688	14,808		
France - - - - "	5,397	13,934		
Germany - - - - "	93	180		

No. 11—*continued.*

QUANTITY and VALUE of IMPORTS and EXPORTS of PRINCIPAL ARTICLES in 1898-99,  
distinguishing COUNTRIES—*continued.*

ARTICLES AND COUNTRIES	IMPORTS.		EXPORTS.	
	Quantity.	Value.	Quantity.	Value.
<b>II.—ARTICLES OF FOOD AND DRINK—<i>continued</i></b>				
<b>LIQUORS—<i>continued</i></b>				
<b>WINES—<i>continued</i></b>				
<b>CHAMPAGNE—<i>continued.</i></b>				
Holland - - - - - Gals	20	62	..	
Italy - - - - - "	78	120	..	
Arabia - - - - - "		..	8	24
China, Treaty Ports - - - - - "	20	89	..	
Japan - - - - - "	3	10	..	
Mekran and Sonmiani - - - - - "		..	3	11
Persia - - - - - "		..	10	31
Egypt - - - - - "	—	2	..	
Zanzibar - - - - - "		..	6	21
	31,825	93,905	594	2,475
<b>CLARET</b>				
United Kingdom - - - - - Gals	17,449	10,940	75	57
Gibraltar - - - - - "	108	22	..	
Malta - - - - - "	2	1	..	
Aden - - - - - "	38	24	6	7
Ceylon - - - - - "	1,098	293	57	37
China, Hong Kong - - - - - "	64	34	..	
Straits Settlements - - - - - "	1,604	606	10	12
Mauritius - - - - - "	166	47	10	4
Australia - - - - - "	1,790	945		
Austria-Hungary - - - - - "	398	338		
Belgium - - - - - "	40	19		
France - - - - - "	44,133	23,392	213	145
Germany - - - - - "	1,992	1,024	..	
Greece - - - - - "	46	11	..	
Holland - - - - - "	2	2		
Italy - - - - - "	5,397	2,812		
Russia - - - - - "	5	1		
Arabia - - - - - "		..	9	6
China, Treaty Ports - - - - - "	8	2		
Japan - - - - - "	8	4		
Mekran and Sonmiani - - - - - "		..	22	12
Persia - - - - - "		..	39	28
Turkey in Asia - - - - - "	45	7		
Egypt - - - - - "	85	29		
	74,478	40,553	441	308
<b>PORT</b>				
United Kingdom - - - - - Gals	67,308	64,081	171	176
Gibraltar - - - - - "	2,602	2,564	..	
Aden - - - - - "	3	5	42	63
Ceylon - - - - - "	115	69	..	
China, Hong Kong - - - - - "	3	4	..	
Straits Settlements - - - - - "	19	17	11	21
Cape Colony - - - - - "		..	2	3
Mauritius - - - - - "		..	4	3
British Guiana - - - - - "		..	24	25
Australia - - - - - "	28	26		
France - - - - - "	2,061	999		
Germany - - - - - "	1,930	733		
Italy - - - - - "	24	23		
Portugal - - - - - "	4,051	4,882		
Spain - - - - - "	4,334	2,506		
Arabia - - - - - "		..	45	43
China, Treaty Ports - - - - - "	2	1		
Mekran and Sonmiani - - - - - "		..	6	6
Persia - - - - - "	7	6	35	51
Turkey in Asia - - - - - "		..	2	3
Abyssinia - - - - - "		..	2	1
Egypt - - - - - "	23	9		
Zanzibar - - - - - "	3	5		
	82,518	75,930	344	305
<b>OTHER SORTS</b> - - - - - "	143,383	99,092	843	846

## No. 11—continued.

QUANTITY AND VALUE OF IMPORTS AND EXPORTS OF PRINCIPAL ARTICLES in 1898-99,  
distinguishing COUNTRIES—continued.

ARTICLES AND COUNTRIES.	IMPORTS.		EXPORTS.	
	Quantity.	Value.	Quantity	Value
<b>II.—ARTICLES OF FOOD AND DRINK—continued.</b>				
<b>LIQUORS—continued.</b>				
<b>TOTAL WINES.</b>				
United Kingdom . . . . Gals.	167,443	190,054	769	2,399
Gibraltar . . . . .	4,795	4,267		
Malta . . . . .	1,093	767		
Aden . . . . .	320	320	143	178
Ceylon . . . . .	3,398	1,162	101	95
China, Hong Kong	164	111	35	48
Straits Settlements	2,440	895	97	243
Cape Colony . . . . .			4	4
Mauritius . . . . .	166	47	63	48
Natal . . . . .			8	18
British Guiana . . . . .			36	48
Australia . . . . .	5,758	2,336		
Austria-Hungary . . . . .	2,532	1,292	178	107
Belgium . . . . .	7,902	17,226		
France . . . . .	88,958	60,420	412	355
Germany . . . . .	9,062	5,432	...	
Greece . . . . .	112	43		
Holland . . . . .	2,115	2,374		
Italy . . . . .	15,843	8,772	2	2
Portugal . . . . .	9,859	6,643		
Russia . . . . .	7	4		
Spain . . . . .	8,970	6,582		
Arabia . . . . .	3	5	78	84
China, Treaty Ports	34	93		
Cochin-China . . . . .	50	15		
Japan . . . . .	81	49		
Mekran and Sonmiani . . . . .			37	36
Persia . . . . .	186	109	158	194
Siam . . . . .	8	5		
Turkey in Asia . . . . .	185	48	27	48
Abyssinia . . . . .			6	4
Egypt . . . . .	716	402		
Mozambique . . . . .			52	75
Zanzibar . . . . .	3	5	16	38
United States . . . . .	1	2		
	332,204	309,480	2,222	4,024
<b>TOTAL LIQUORS:</b>				
United Kingdom . . . . Gals.	3,889,786	1,171,112	3,067	3,060
Gibraltar . . . . .	4,795	4,267		
Malta . . . . .	1,093	767		
Aden . . . . .	691	621	1,496	347
Ceylon . . . . .	65,554	17,411	552	308
China, Hong Kong	1,825	917	35	51
Straits Settlements	73,414	12,460	333	360
Cape Colony . . . . .			55	46
Mauritius . . . . .	387	106	1,108	266
Natal . . . . .			167	148
British Guiana . . . . .	122	50	118	164
Australia . . . . .	6,901	3,833	6	11
Austria-Hungary . . . . .	8,913	5,434	220	126
Belgium . . . . .	28,614	28,521		
Denmark . . . . .	2,282	930		
France . . . . .	287,554	246,984	427	369
Germany . . . . .	372,159	101,799	203	61
Greece . . . . .	194	106		
Holland . . . . .	36,912	12,843	2	1
Italy . . . . .	18,351	10,615	2	2
Portugal . . . . .	9,859	6,643		
Russia . . . . .	49	83		
Spain . . . . .	8,970	6,582		
Turkey in Europe . . . . .	6	1		
Arabia . . . . .	4	7	1,118	537
China, Treaty Ports	52	99		
Cochin-China . . . . .	52	16		
Japan . . . . .	100	63	3	3
Mekran and Sonmiani . . . . .			765	454
Persia . . . . .	198	127	1,187	920
Siam . . . . .	20	16	24	7
Turkey in Asia . . . . .	290	90	60	70
Abyssinia . . . . .			31	24
Egypt . . . . .	1,847	1,236		
Mozambique . . . . .			60	78
Zanzibar . . . . .	149	152	335	351
United States . . . . .	4,723	13,269	5	5
West Indies . . . . .	711	360	59	96
Dutch Guiana . . . . .			8	16
	4,826,577	1,647,520	11,446	7,881



No. 11—*continued.*

QUANTITY and VALUE of IMPORTS and EXPORTS of PRINCIPAL ARTICLES in 1898-99,  
distinguishing COUNTRIES—*continued.*

ARTICLES AND COUNTRIES.	IMPORTS		EXPORTS.	
	Quantity	Value.	Quantity	Value
<b>II.—ARTICLES OF FOOD AND DRINK—<i>continued.</i></b>				
<b>PROVISIONS.</b>				
United Kingdom	—	657,964	—	105,267
Gibraltar	—	1	—	2
Malta	—	2	—	4
Aden	—	9,498	—	35,639
Ceylon	—	9,224	—	121,167
China, Hong Kong	—	12,608	—	117,504
Straits Settlements	—	330,391	—	127,521
Cape Colony	—	60	—	831
Mauritius	—	94	—	25,509
Natal	—	3	—	30,933
Canada	—	—	—	8
British Guiana	—	—	—	469
Australia	—	6,806	—	16,110
Austria-Hungary	—	4,750	—	1,386
Belgium	—	1,497	—	28
Denmark	—	836	—	—
France	—	31,832	—	70
Germany	—	9,563	—	5,687
Greece	—	231	—	—
Holland	—	6,186	—	368
Italy	—	19,327	—	4,114
Portugal	—	2	—	—
Russia	—	8	—	1
Turkey in Europe	—	370	—	27
Arabia	—	158,935	—	19,600
China, Treaty Ports	—	152	—	1,784
Japan	—	919	—	295
Java	—	—	—	21
Maldivo Islands	—	154	—	272
Mekran and Sonmiani	—	34,012	—	1,338
Persia	—	161,844	—	10,237
Philippine Islands	—	—	—	33
Siam	—	37	—	977
Turkey in Asia	—	70,249	—	14,141
Abyssinia	—	—	—	757
Egypt	—	273	—	7,827
Madagascar	—	11	—	1,349
Mozambique	—	40	—	5,509
Réunion	—	—	—	440
Zanzibar	—	576	—	37,901
United States	—	2,147	—	5,275
West Indies	—	—	—	1,465
Dutch Guiana	—	—	—	4
Other Countries	—	1,065	—	30,891
	—	1,531,667	—	732,761
<b>SALT</b>				
United Kingdom	Tons	261,391	—	—
Aden	—	32,321	—	3
Ceylon	—	—	—	10
China, Hong Kong	—	—	—	—
Straits Settlements	8	32	5,931	2,657
Mauritius	—	—	1	11
Natal	—	—	—	2
Australia	—	2	—	—
Austria-Hungary	—	3	—	—
France	1	7	—	—
Germany	41,202	80,827	—	—
Holland	1	5	—	—
Arabia	32,761	43,956	—	2
Persia	11,962	15,753	—	—
Turkey in Asia	—	—	1	13
Siam	1	5	—	—
Egypt	30,464	41,465	—	—
Madagascar	1,750	2,382	—	—
Mozambique	—	—	—	1
United States	—	5	—	—
Other Countries	3	4	108	658
	411,865	661,227	6,041	3,557

No. 11—*continued.*QUANTITY and VALUE of IMPORTS and EXPORTS of PRINCIPAL ARTICLES in 1898-99,  
distinguishing COUNTRIES—*continued.*

ARTICLES AND COUNTRIES.	IMPORTS.		EXPORTS.	
	Quantity.	Value.	Quantity.	Value.
<b>II.—ARTICLES OF FOOD AND DRINK—<i>continued.</i></b>				
<b>SPICES :</b>				
United Kingdom . . . . . Lbs.	891	20	8,151,074	170,404
Aden . . . . . "	41,587	266	2,126,202	40,761
Ceylon . . . . . "	11,568,195	181,412	7,299,839	82,896
China, Hong Kong	786,688	4,810	176,173	4,198
Straits Settlements	67,552,710	536,907	3,494,115	41,789
Cape Colony . . . . . "	..	..	332	7
Mauritius . . . . . "	17,367	375	410,198	6,531
Natal . . . . . "	..	..	161,981	4,444
British Guiana . . . . . "	..	..	6,160	165
Australia . . . . . "	..	..	23,382	409
Austria-Hungary . . . . . "	..	..	1,306,947	33,635
Belgium . . . . . "	..	..	4,480	54
France . . . . . "	..	..	549,060	14,823
Germany . . . . . "	..	..	1,799,300	50,264
Greece . . . . . "	..	..	17,856	517
Holland . . . . . "	..	..	56,000	1,650
Italy . . . . . "	..	..	1,325,688	37,394
Russia . . . . . "	..	..	14,978	484
Arabia . . . . . "	3,444	27	901,172	20,634
China, Treaty Ports	12,280	106	1,682	25
Japan . . . . . "	334,501	3,729	17,805	603
Maldiv Islands . . . . . "	..	..	4,515	59
Mekran and Sonmiani . . . . . "	..	..	16,822	320
Persia . . . . . "	613	8	1,128,346	30,997
Siam . . . . . "	5,096	17	..	..
Turkey in Asia . . . . . "	..	..	1,320,895	32,056
Abyssinia . . . . . "	..	..	61,838	943
Egypt . . . . . "	..	..	784,072	22,404
Madagascar . . . . . "	..	..	4,088	93
Mozambique . . . . . "	..	..	72,029	1,231
Réunion . . . . . "	4,368	72	784	14
Zanzibar . . . . . "	7,657,378	161,280	243,597	5,893
United States . . . . . "	..	..	1,247,820	32,380
Dutch Guiana . . . . . "	..	..	533	7
Other Countries . . . . . "	3,920	25	74,400	1,255
	87,989,038	889,054	32,804,163	639,339
<b>SUGAR (REFINED, UNREFINED, and SUGAR CANDY) :</b>				
United Kingdom . . . . . Cwt.	35,582	74,233	253,700	122,791
Aden . . . . . "	3	3	23,897	26,604
Ceylon . . . . . "	2,627	2,578	44,529	40,639
China, Hong Kong	185,682	209,850	2	7
Straits Settlements	77,207	89,825	359	358
Mauritius . . . . . "	2,104,111	1,918,110	502	566
Natal . . . . . "	..	..	468	528
Australia . . . . . "	2	2	..	..
Austria-Hungary . . . . . "	1,063,737	1,084,884	..	..
Belgium . . . . . "	30,350	30,653	3,000	1,537
France . . . . . "	338	855	..	..
Germany . . . . . "	413,971	433,813	..	..
Greece . . . . . "	..	2	..	..
Holland . . . . . "	1	10	..	..
Italy . . . . . "	111	615	..	..
Arabia . . . . . "	12	21	33,052	34,536
Japan . . . . . "	..	..	74	82
Java . . . . . "	162,500	170,240	..	..
Maldiv Islands . . . . . "	..	..	363	480
Mekran and Sonmiani . . . . . "	4	3	1,683	1,864
Persia . . . . . "	..	2	87,363	96,707
Siam . . . . . "	..	..	13	16
Turkey in Asia . . . . . "	..	1	28,877	31,948
Abyssinia . . . . . "	..	..	310	401
Egypt . . . . . "	1,261	1,297	67	86
Madagascar . . . . . "	..	..	4	4
Mozambique . . . . . "	..	..	6,370	6,913
Zanzibar . . . . . "	..	..	12,845	15,981
United States . . . . . "	..	2	..	..
Other Countries . . . . . "	..	..	1,089	1,209
	4,077,499	4,016,999	498,567	383,257

No. 11—*continued.*QUANTITY and VALUE of IMPORTS and EXPORTS of PRINCIPAL ARTICLES in 1898-99,  
distinguishing COUNTRIES—*continued.*

ARTICLES AND COUNTRIES	IMPORTS.		EXPORTS.	
	Quantity.	Value	Quantity.	Value
<b>II—ARTICLES OF FOOD AND DRINK—<i>continued.</i></b>				
<b>TEA :</b>				
United Kingdom - - - - Lib	31,712	1,762	139,262,566	7,320,063
Malta - - - - "	75	5	134	7
Aden - - - - "	42	2	132,664	4,909
Ceylon - - - - "	1,108,686	48,059	108,368	6,863
China, Hong Kong	322,619	16,323	882,487	44,453
Straits Settlements	479,849	16,611	70,673	2,909
Cape Colony - - - - "			28,050	1,174
Mauritius - - - - "	5	0	1,413	74
Natal - - - - "			3,770	194
British Guiana - - - - "			15	1
Canada - - - - "			1,044,256	41,901
Australia - - - - "	168	9	6,306,135	211,348
Austria-Hungary - - - - "	170	7	9,877	971
Belgium - - - - "			880	57
Denmark - - - - "			12,480	534
France - - - - "	34	2	30,232	1,473
Germany - - - - "	100	5	519,233	21,857
Greece - - - - "			580	58
Holland - - - - "			3,001	110
Italy - - - - "			3,017	273
Norway - - - - "			8,480	415
Russia - - - - "			547,665	17,056
Sweden - - - - "			10,405	343
Turkey in Europe			536,614	23,298
Arabia - - - - "	236	13	391,386	16,304
Borneo - - - - "			600	17
China, Treaty Ports	1,429,034	76,577	872	73
Japan - - - - "	46	5	110	11
Java - - - - "	286,353	25,534	200	10
Maldive Islands - - - - "			30	3
Mekran and Sonmani - - - - "			484	29
Persia - - - - "	308	30	5,560,726	300,655
Siam - - - - "			2,232	88
Turkey in Asia			2,668,332	108,475
Abyssinia - - - - "			8,728	452
Egypt - - - - "			183,423	8,747
Madagascar - - - - "			1,065	76
Mozambique - - - - "			21,638	1,337
Zanzibar - - - - "	5	0	15,943	738
Argentine Republic			1,000	50
United States - - - - "			1,413,624	53,488
Other Countries - - - - "			3,922	221
	3,659,442	184,944	159,805,650	8,191,115
<b>OTHER SORTS</b> - - - - "	—	44,776	—	—
<b>TOTAL ARTICLES OF FOOD AND DRINK</b>	—	9,189,556	—	39,099,579
<b>III METALS AND MANUFACTURES OF METALS .</b>				
<b>BRASS</b>				
United Kingdom - - - - Cwt.	5,349	33,300	858	12,168
Aden - - - - "	90	239	39	220
Ceylon - - - - "	257	1,203	708	4,548
China, Hong Kong	38	348	1	12
Straits Settlements	207	1,008	256	1,591
Cape Colony - - - - "			15	140
Mauritius - - - - "	470	1,143	143	855
Natal - - - - "	10	27	162	1,101
British Guiana - - - - "			14	119
Australia - - - - "			13	108
Austria-Hungary - - - - "	709	5,851	48	915
Belgium - - - - "	442	3,435	1	20
France - - - - "	24	259	24	282
Germany - - - - "	490	5,241	23	408
Italy - - - - "	292	1,460	3	30
Turkey in Europe - - - - "			4	46
Arabia - - - - "	140	464	350	2,892
China, Treaty Ports	33	289		
Japan - - - - "				5
Java - - - - "			2	33
Maldive Islands - - - - "	1	1	4	21
Persia - - - - "	—	3	171	943
Siam - - - - "	—	1	6	29
Turkey in Asia			27	177
Abyssinia - - - - "			1	5
Egypt - - - - "	—	8	74	924

No. 11—*continued.*QUANTITY and VALUE of IMPORTS and EXPORTS of PRINCIPAL ARTICLES in 1898-99,  
distinguishing COUNTRIES—*continued.*

ARTICLES AND COUNTRIES.	IMPORTS.		EXPORTS.	
	Quantity.	Value	Quantity.	Value.
<b>III.—METALS, AND MANUFACTURES OF—<i>continued.</i></b>				
<b>METALS—<i>continued.</i></b>				
<b>BRASS—<i>continued.</i></b>				
Madagascar . . . . . Cwt.	27	66	5	28
Mozambique . . . . . "			17	93
Zanzibar . . . . . "	136	341	171	976
United States . . . . . "	4	11	110	894
West Indies . . . . . "			66	284
Chile . . . . . "			13	45
Dutch Guiana . . . . . "			15	80
Other Countries . . . . . "	10	22	3	28
	8,729	54,720	3,347	30,020
<b>COPPER :</b>				
United Kingdom . . . . . Cwt.	196,531	833,300	6,716	27,389
Aden . . . . . "	94	318	250	1,462
Ceylon . . . . . "	110	893	337	2,077
China, Hong Kong . . . . . "	6,483	28,543	205	831
Straits Settlements . . . . . "	500	2,289	440	2,219
Cape Colony . . . . . "	63	200		
Mauritius . . . . . "	107	351	90	455
Natal . . . . . "	41	88	4	16
Austria-Hungary . . . . . "	2,811	41,133		
Belgium . . . . . "	21,892	101,539		
France . . . . . "	1,107	19,436		12
Germany . . . . . "	3,811	17,320		
Italy . . . . . "	189	1,206		
Arabia . . . . . "	1,023	4,640	590	2,956
China, Treaty Ports . . . . . "	21	231		
Japan . . . . . "	15,453	65,252		1
Maldiv Islands . . . . . "	2	8	25	157
Mekran and Sonmani . . . . . "	5	24	19	118
Persia . . . . . "	222	1,197	3,243	14,792
Siam . . . . . "	3	10	2	10
Turkey in Asia . . . . . "	51	200	1,429	6,725
Abyssinia . . . . . "			1	9
Egypt . . . . . "	12	97	7	65
Madagascar . . . . . "	62	207		
Mozambique . . . . . "			21	124
Zanzibar . . . . . "	240	1,061	1,425	13,031
Other Countries . . . . . "	468	1,733	45	410
	251,301	1,121,276	14,849	72,859
<b>IRON :</b>				
United Kingdom . . . . . Cwt	2,085,049	1,607,982	100	162
Aden . . . . . "	6,465	1,268	6,662	4,747
Ceylon . . . . . "	5,125	2,174	4,699	3,190
China, Hong Kong . . . . . "	8	10	42,687	8,760
Straits Settlements . . . . . "	1,316	1,608	224	97
Mauritius . . . . . "	1,346	281	3,752	2,934
Natal . . . . . "			11	12
Australia . . . . . "	52	15		
Austria-Hungary . . . . . "	14,310	12,310	2,000	300
Belgium . . . . . "	1,007,618	559,046		
France . . . . . "	1,367	965		
Germany . . . . . "	41,098	35,834	1	2
Holland . . . . . "	459	323		
Italy . . . . . "	3	5	69,204	10,745
Norway . . . . . "	22,534	19,140		
Sweden . . . . . "	45,126	35,537		
Arabia . . . . . "	14	4	6,224	5,070
China, Treaty Ports . . . . . "			23,420	4,727
Japan . . . . . "	800	1,880		
Java . . . . . "	5	1		
Maldiv Islands . . . . . "	14	4	147	118
Mekran and Sonmani . . . . . "	26	10	284	271
Persia . . . . . "	247	95	11,059	8,567
Siam . . . . . "			18	24
Sumatra . . . . . "			211	211
Turkey in Asia . . . . . "			5,142	3,598
Abyssinia . . . . . "			360	224
Egypt . . . . . "			1	4
Madagascar . . . . . "			448	398
Mozambique . . . . . "			2,497	2,201
Réunion . . . . . "	1,600	320		
Zanzibar . . . . . "	1,198	240	2,596	2,252
United States . . . . . "	54,561	29,527		
Other Countries . . . . . "			1,871	1,808
	3,290,341	2,308,579	183,618	60,422

No. 11—*continued.*QUANTITY and VALUE of IMPORTS and EXPORTS of PRINCIPAL ARTICLES in 1898-99,  
distinguishing COUNTRIES—*continued.*

ARTICLES AND COUNTRIES.	IMPORTS.		EXPORTS.	
	Quantity.	Value.	Quantity.	Value.
<b>III.—METALS, AND MANUFACTURES OF—<i>continued.</i></b>				
<b>METALS—<i>continued.</i></b>				
<b>LEAD :</b>				
United Kingdom - - - - Cwt.	84,199	116,706	7,591	4,049
Aden - - - - "	3	3		
Ceylon - - - - "	2,441	2,790	38	46
China, Hong Kong - - - - "		1	278	299
Straits Settlements - - - - "	1	1	1,262	1,018
Mauritius - - - - "	324	243	5	8
Australia - - - - "	151	160		
Austria-Hungary - - - - "	107	161		
Belgium - - - - "	3,645	4,640	39	47
France - - - - "	8,238	10,267		
Germany - - - - "	301	662		
Holland - - - - "	38	54		
Italy - - - - "	1,123	1,272		
Arabia - - - - "			789	852
Maldive Islands - - - - "			1	3
Mekran and Sonmiani - - - - "			36	39
Persia - - - - "			480	525
Sumatra - - - - "	209	221		
Turkey in Asia - - - - "	15	16	338	360
Zanzibar - - - - "			19	21
	100,795	137,197	10,876	7,267
<b>MANGANESE ORE :</b>				
United Kingdom - - - - Cwt		..	1,038,624	41,577
United States - - - - "		..	218,880	8,755
		..	1,257,504	50,332
<b>QUICKSILVER :</b>				
United Kingdom - - - - Lbs.	193,090	30,069		
Aden - - - - "			75	11
Ceylon - - - - "	75	12	300	49
Straits Settlements - - - - "	59	12		
Austria-Hungary - - - - "	61,050	9,865	27	5
Arabia - - - - "			42	7
Zanzibar - - - - "			14	2
Persia - - - - "			791	135
Turkey in Asia - - - - "			1,162	193
	254,274	39,958	2,411	402
<b>STEEL :</b>				
United Kingdom - - - - Cwt	765,086	531,100	1	1
Aden - - - - "			923	816
Ceylon - - - - "	1,124	752	2	2
Straits Settlements - - - - "				1
Mauritius - - - - "			296	225
Belgium - - - - "	849,006	448,485		
France - - - - "	21	90		
Germany - - - - "	21,962	14,767		
Sweden - - - - "	10,838	13,378		
Arabia - - - - "			231	206
Mekran and Sonmiani - - - - "			1	1
Persia - - - - "			849	802
Turkey in Asia - - - - "			246	228
Madagascar - - - - "			95	76
Mozambique - - - - "			1	1
Zanzibar - - - - "			75	60
United States - - - - "	34,867	16,932	1	1
Other Countries - - - - "			5	4
	1,682,904	1,025,504	2,726	2,424
<b>TIN :</b>				
United Kingdom - - - - Cwt	975	5,975		
Ceylon - - - - "	10	41	5	33
China, Hong Kong - - - - "	11	84		
Straits Settlements - - - - "	27,622	157,381	839	4,388
Mauritius - - - - "			76	439
Austria-Hungary - - - - "	12	111		
Germany - - - - "	14	132		
Arabia - - - - "	262	1,513	91	512
Mekran and Sonmiani - - - - "			1	8
Persia - - - - "			621	3,526
Turkey in Asia - - - - "			585	3,291
Mozambique - - - - "			9	63
Zanzibar - - - - "	101	572	9	52
Other Countries - - - - "	191	963		
	29,198	166,772	2,236	12,312

No. 11—*continued.*QUANTITY and VALUE of IMPORTS and EXPORTS of PRINCIPAL ARTICLES in 1898-99,  
distinguishing COUNTRIES—*continued.*

ARTICLES AND COUNTRIES.	IMPORTS.		EXPORTS.	
	Quantity.	Value.	Quantity.	Value.
<b>III.—METALS, AND MANUFACTURES OF—<i>continued.</i></b>				
<b>METALS—<i>continued.</i></b>				
<b>ZINC OR SPELTER :</b>				
United Kingdom . . . . . Cwt.	62,050	91,997	90	177
Aden . . . . . "	94	122	4	7
Ceylon . . . . . "	345	436	5	5
Straits Settlements . . . . . "	2	6	65	99
Mauritius . . . . . "	25	19	..	..
Belgium . . . . . "	7,317	14,467	..	..
Germany . . . . . "	4,252	8,373	..	..
Holland . . . . . "	302	604	..	..
Arabia . . . . . "	7	9	19	38
Mekran and Sonmiani . . . . . "	..	..	1	1
Persia . . . . . "	5	9	41	69
Turkey in Asia . . . . . "	61	88	..	..
Zanzibar . . . . . "	254	275	22	46
	74,714	116,405	247	442
<b>OTHER METALS . . . . . Cwt.</b>	24,636	208,835	1,130	2,624
<b>TOTAL METALS :</b>				
United Kingdom . . . . . Cwt.	3,207,125	3,290,632	1,054,029	86,297
Aden . . . . . "	6,746	1,951	7,881	7,284
Ceylon . . . . . "	9,494	8,416	5,850	10,487
China, Hong Kong . . . . . "	6,540	28,994	43,175	9,997
Straits Settlements . . . . . "	29,666	163,120	3,118	9,631
Cape Colony . . . . . "	63	200	15	140
Mauritius . . . . . "	2,272	2,037	4,362	4,916
Natal . . . . . "	51	115	178	1,142
British Guiana . . . . . "	..	..	14	119
Australia . . . . . "	203	175	13	108
Austria-Hungary . . . . . "	30,050	177,183	2,052	1,243
Belgium . . . . . "	1,895,169	1,176,324	40	67
France . . . . . "	10,859	33,466	24	282
Germany . . . . . "	73,353	94,817	24	423
Holland . . . . . "	799	981	..	..
Italy . . . . . "	1,610	4,095	69,207	10,775
Norway . . . . . "	22,534	19,140	..	..
Sweden . . . . . "	55,964	48,914	..	..
Turkey in Europe . . . . . "	..	..	4	46
Arabia . . . . . "	1,446	6,631	8,294	12,535
China, Treaty Ports . . . . . "	54	520	23,420	4,727
Japan . . . . . "	16,253	67,132	..	6
Java . . . . . "	5	1	2	33
Maldiv Islands . . . . . "	17	13	177	298
Mekran and Sonmiani . . . . . "	31	34	343	439
Persia . . . . . "	474	1,304	16,476	29,494
Sumatra . . . . . "	209	221	211	211
Siam . . . . . "	3	11	26	63
Turkey in Asia . . . . . "	127	304	7,785	14,648
Abyssinia . . . . . "	..	..	362	239
Egypt . . . . . "	12	105	82	994
Madagascar . . . . . "	89	273	548	502
Mozambique . . . . . "	..	..	2,545	2,484
Réunion . . . . . "	1,600	320	..	..
Zanzibar . . . . . "	1,929	2,489	4,321	16,538
United States . . . . . "	89,472	46,610	219,958	10,278
West Indies . . . . . "	..	..	66	283
Chile . . . . . "	..	..	13	45
Dutch Guiana . . . . . "	..	..	15	80
Other Countries . . . . . "	669	2,718	1,924	2,250
	5,464,888	5,179,246	1,476,554	239,104
<b>HARDWARE AND CUTLERY (including plated ware) :</b>				
United Kingdom . . . . . "	..	1,108,078	..	26,940
Gibraltar . . . . . "	..	40	..	..
Malta . . . . . "	..	..	..	20
Aden . . . . . "	..	241	..	4,216
Ceylon . . . . . "	..	3,102	..	5,468
China, Hong Kong . . . . . "	..	962	..	299
Straits Settlements . . . . . "	..	2,929	..	5,738

No. 11—*continued.*QUANTITY and VALUE of IMPORTS and EXPORTS of PRINCIPAL ARTICLES in 1898-99,  
distinguishing COUNTRIES—*continued.*

ARTICLES AND COUNTRIES.	IMPORTS		EXPORTS.	
	Quantity.	Value.	Quantity	Value.
<b>III—METALS, AND MANUFACTURES OF—<i>continued.</i></b>				
<b>HARDWARE AND CUTLERY (including plated ware)—<i>continued</i></b>				
Cape Colony - . . . . .	—	28	—	403
Mauritius - . . . . .	—	20	—	2,131
Natal - . . . . .	—	12	—	540
Australia - . . . . .	—	246	—	214
Austria-Hungary - . . . . .	—	71,041	—	832
Belgium - . . . . .	—	68,263	—	1,727
France - . . . . .	—	6,578	—	183
Germany - . . . . .	—	132,640	—	1,136
Holland - . . . . .	—	1,135	—	—
Italy - . . . . .	—	1,464	—	1,365
Norway - . . . . .	—	145	—	—
Russia - . . . . .	—	64	—	—
Sweden - . . . . .	—	583	—	—
Turkey in Europe - . . . . .	—	1,004	—	—
Arabia - . . . . .	—	55	—	2,129
China, Treaty Ports - . . . . .	—	260	—	239
Cochin-China - . . . . .	—	30	—	4
Japan - . . . . .	—	933	—	20
Java - . . . . .	—	—	—	1
Maldive Islands - . . . . .	—	—	—	41
Mekran and Somiani - . . . . .	—	8	—	94
Persia - . . . . .	—	187	—	11,793
Philippine Islands - . . . . .	—	—	—	8
Siam - . . . . .	—	15	—	491
Sumatra - . . . . .	—	71	—	—
Turkey in Asia - . . . . .	—	34	—	4,677
Abyssinia - . . . . .	—	—	—	174
Egypt - . . . . .	—	366	—	497
Madagascar - . . . . .	—	6	—	731
Mozambique - . . . . .	—	21	—	2,933
Zanzibar - . . . . .	—	167	—	9,300
United States - . . . . .	—	29,395	—	805
West Indies - . . . . .	—	—	—	5
Other Countries - . . . . .	—	—	—	1,824
	—	1,430,123	—	86,978
<b>MACHINERY AND MILLWORK</b>				
United Kingdom - . . . . .	—	3,013,673	—	11,574
Aden - . . . . .	—	—	—	42
Ceylon - . . . . .	—	6,217	—	3,954
China, Hong Kong - . . . . .	—	770	—	9
Straits Settlements - . . . . .	—	778	—	3,632
Mauritius - . . . . .	—	—	—	30
Austria-Hungary - . . . . .	—	1,204	—	—
Belgium - . . . . .	—	7,126	—	—
France - . . . . .	—	615	—	—
Germany - . . . . .	—	10,463	—	90
Italy - . . . . .	—	799	—	—
Russia - . . . . .	—	35	—	—
China, Treaty Ports - . . . . .	—	—	—	91
Japan - . . . . .	—	14	—	—
Siam - . . . . .	—	—	—	46
Sumatra - . . . . .	—	230	—	127
Turkey in Asia - . . . . .	—	—	—	1,000
Egypt - . . . . .	—	280	—	117
Mozambique - . . . . .	—	69	—	10
Zanzibar - . . . . .	—	—	—	50
United States - . . . . .	—	13,638	—	10
	—	3,055,931	—	20,782
<b>RAILWAY PLANT AND ROLLING STOCK (other than Government Stores)</b>				
United Kingdom - . . . . .	—	2,787,238	—	—
Ceylon - . . . . .	—	—	—	—
Straits Settlements - . . . . .	—	426	—	—
Australia - . . . . .	—	2,276	—	—
Belgium - . . . . .	—	2,390	—	—
France - . . . . .	—	261	—	—
United States - . . . . .	—	32,224	—	—
	—	2,824,815	—	—
<b>TOTAL METALS, AND MANUFACTURES OF</b> . . . . .	—	12,490,115	—	346,864

## No. 11—continued.

QUANTITY and VALUE of IMPORTS and EXPORTS of PRINCIPAL ARTICLES in 1898-99,  
distinguishing COUNTRIES—continued.

ARTICLES AND COUNTRIES.	IMPORTS.		EXPORTS.	
	Quantity.	Value.	Quantity	Value
<b>IV.—CHEMICALS, DRUGS, MEDICINES AND NARCOTICS, AND DYEING AND TANNING MATERIALS :</b>				
<b>CHEMICALS :</b>				
United Kingdom . . . . .	—	368,482	—	104,507
Aden . . . . .	—	1,866	—	4,999
Ceylon . . . . .	—	356	—	9,567
China, Hong Kong	—	1,472	—	107,623
Straits Settlements	—	929	—	19,267
Cape Colony . . . . .	..	..	..	232
Mauritius . . . . .	..	..	..	26,358
Natal . . . . .	..	..	..	39
Canada . . . . .	..	..	..	1,353
Australia . . . . .	..	257	..	1,328
Austria-Hungary . . . . .	—	3,536	—	..
Belgium . . . . .	—	7,890	—	..
Denmark . . . . .	—	3	—	..
France . . . . .	—	953	—	10,675
Germany . . . . .	—	22,111	—	85
Holland . . . . .	—	238	—	..
Italy . . . . .	—	14,104	—	617
Norway . . . . .	—	111	—	..
Arabia . . . . .	—	235	—	1,160
China, Treaty Ports	—	24	—	3,553
Cochin-China . . . . .	—	—	—	84
Japan . . . . .	—	586	—	9,326
Java . . . . .	—	..	—	5
Mekran and Sonmiani . . . . .	—	..	—	52
Persia . . . . .	..	..	..	2,490
Siam . . . . .	..	..	..	3
Turkey in Asia . . . . .	..	185	..	1,596
Abyssinia . . . . .	..	..	..	161
Egypt . . . . .	—	10	—	191
Mozambique . . . . .	..	..	..	18
Réunion . . . . .	..	..	..	540
Zanzibar . . . . .	..	..	..	397
Dutch Guiana . . . . .	..	..	..	2
United States . . . . .	—	1,304	—	72,784
Other Countries . . . . .	..	..	..	2
	—	424,652	—	379,014
<b>DRUGS, MEDICINES, AND NARCOTICS :</b>				
<b>CINCHONA BARK</b>				
United Kingdom . . . . . Lbs.			1,361,539	34,819
.. .. .. .. ..			1,361,539	34,819
<b>QUININE .</b>				
United Kingdom . . . . . Lbs.	42,400	46,923		
Aden . . . . .	..	..	12	20
Ceylon . . . . .	15	21	354	475
Austria-Hungary . . . . .	167	58	..	..
Belgium . . . . .	2,633	1,424	..	..
France . . . . .	468	682	..	..
Germany . . . . .	285	231	..	..
Italy . . . . .	62	87	..	..
Persia . . . . .	..	..	529	763
Egypt . . . . .	..	..	..	..
United States . . . . .	644	438	..	..
	46,674	49,864	895	1,258
<b>OPIUM .</b>				
United Kingdom . . . . . Lbs.	252	332	295	22,379
Ceylon . . . . .	1	1	..	..
.. .. .. .. .. Cwt.	..	..	226	15,806
China, Hong Kong . . . . .	..	1	44,354	3,359,171
Straits Settlements . . . . .	..	..	21,379	1,518,374
Mauritius . . . . .	..	..	30	2,065
Natal . . . . .	..	..	3	222
Germany . . . . .	2	3	..	..
China, Treaty Ports . . . . . Lbs.	..	..	23,639	2,001,304
Cochin-China . . . . .	..	..	1,993	140,888
Java . . . . .	..	..	806	61,720
Philippine Islands . . . . .	..	..	29	1,910
Mozambique . . . . .	..	..	12	1,174
Réunion . . . . .	..	..	3	228
Zanzibar . . . . .	..	..	8	768
Other Countries . . . . .	..	..	..	..
	255	337	92,827	7,126,009
Lbs.	255	337		
Cwt.	..	..	92,827	7,126,009



No. 11—*continued.*QUANTITY and VALUE of IMPORTS and EXPORTS of PRINCIPAL ARTICLES in 1898-99,  
distinguishing COUNTRIES—*continued.*

ARTICLES AND COUNTRIES.	IMPORTS.		EXPORTS.	
	Quantity.	Value.	Quantity.	Value.
<b>IV.—CHEMICALS, DRUGS, MEDICINES AND NARCOTICS, AND DYEING AND TANNING MATERIALS—<i>continued.</i></b>				
TOBACCO.				
UNMANUFACTURED				
United Kingdom - - - Lbs.	19,154	1,102	22,550	127
Aden - - - - - "	..	..	7,195,128	88,211
Ceylon - - - - - "	302,838	3,122	143,568	3,015
China, Hong Kong - - - "	..	..	2,216	19
Straits Settlements - - - "	63,795	2,925	4,128,494	40,502
Mauritius - - - - - "	..	..	109,313	2,179
Natal - - - - - "	..	..	9,808	355
Belgium - - - - - "	3,042	1,150	184	64
France - - - - - "	..	..	19,752	65
Germany - - - - - "	..	..	2,407	43
Holland - - - - - "	.. 51	.. 6	978,001	3,269
Tukey in Europe - - - - - "	16,005	1,200	..	..
Arabia - - - - - "	..	..	82	1
Java - - - - - "	.. 665	.. 14	..	..
Maldivo Islands - - - - - "	..	..	10,858	166
Mekran and Sommani - - - - - "	.. 90	.. 1	31,552	178
Persia - - - - - "	4,109	131	1,998	24
Siam - - - - - "	..	..	560	15
Sumatra - - - - - "	88,167	24,464	..	..
Turkey in Asia - - - - - "	4,378	517	..	..
Abyssinia - - - - - "	..	..	7,980	95
Egypt - - - - - "	1,485	286	18,778	229
Réunion - - - - - "	..	..	7,200	240
Zanzibar - - - - - "	..	..	9,775	172
United States - - - - - "	5,351	236	8,000	30
Other Countries - - - - - "	..	..	18,082	132
..	509,130	35,154	12,726,286	139,129
MANUFACTURED :				
United Kingdom - - - Lbs.	1,238,549	142,307	218,511	36,236
Gibraltar - - - - - "	200	16	13,676	1,245
Malta - - - - - "	765	275	11,568	1,131
Aden - - - - - "	2,413	740	30,704	2,748
Ceylon - - - - - "	3,047	617	63,733	4,263
China, Hong Kong - - - - - "	24,409	5,252	15,850	433
Straits Settlements - - - - - "	245,756	10,433	345,285	21,408
Cape Colony - - - - - "	..	..	2,192	310
Mauritius - - - - - "	..	..	25,860	1,306
Natal - - - - - "	.. 20	.. 3	11,328	1,937
Canada - - - - - "	3,250	611	..	..
Australia - - - - - "	146	66	10,351	1,911
Austria-Hungary - - - - - "	7,846	1,169	2,535	303
Belgium - - - - - "	9,802	3,183	2,697	264
France - - - - - "	281	119	4,266	500
Germany - - - - - "	8,160	2,846	8,626	865
Greece - - - - - "	252	97	..	..
Holland - - - - - "	898	193	..	..
Italy - - - - - "	12	3	.. 50	.. 9
Russia - - - - - "	68	31	..	..
Arabia - - - - - "	..	..	21,533	399
China, Treaty Ports - - - - - "	.. 971	.. 178	1,959	242
Japan - - - - - "	209	81	431	63
Java - - - - - "	..	..	976	37
Maldivo Islands - - - - - "	..	..	55,788	697
Mekran and Sommani - - - - - "	..	..	2,101	143
Persia - - - - - "	1,361	240	8,214	588
Philippine Islands - - - - - "	5,191	771	..	..
Siam - - - - - "	102	3	6,201	565
Sumatra - - - - - "	250	75	..	..
Turkey in Asia - - - - - "	173	70	1,224	76
Egypt - - - - - "	48,252	27,869	3,489	614
Zanzibar - - - - - "	..	..	5,267	750
West Indies - - - - - "	.. 55	.. 23	..	..
United States - - - - - "	577,166	60,623	838	165
Other Countries - - - - - "	.. 110	.. 5	1,598	211
..	2,179,714	257,899	876,851	79,419
OTHER DRUGS, MEDICINES, AND NARCOTICS - - - - - "	..	468,399	..	146,065

## No. 11—continued.

QUANTITY and VALUE of IMPORTS and EXPORTS of PRINCIPAL ARTICLES in 1898-99,  
distinguishing COUNTRIES—continued.

ARTICLES AND COUNTRIES.	IMPORTS.		EXPORTS.	
	Quantity.	Value.	Quantity.	Value.
IV.—CHEMICALS, DRUGS, MEDICINES AND NARCOTICS, AND DYEING AND TANNING MATERIALS—continued.				
DYEING AND TANNING MATERIALS :				
ANILINE AND ALIZARINE DYES :				
United Kingdom . . . . .	Lbs. 140,458	16,224	396	20
Aden . . . . .	..	..	1,110	116
Ceylon . . . . .	252	28	13,670	744
China, Hong Kong . . . . .	100	10	..	..
Straits Settlements . . . . .	6,929	980	1,100	106
Mauritius . . . . .	..	..	1,007	120
Austria-Hungary . . . . .	113,005	17,120	474	19
Belgium . . . . .	4,188,846	294,030	8,400	549
France . . . . .	6,621	496	..	..
Germany . . . . .	540,869	46,100	15,307	954
Holland . . . . .	3,322,238	187,727	..	..
Italy . . . . .	698,777	78,469	..	..
Arabia . . . . .	..	..	2,600	311
Persia . . . . .	516	78	19,977	3,537
Turkey in Asia . . . . .	224	10	16,884	1,982
Zanzibar . . . . .	..	..	1,488	128
..	9,018,835	641,272	82,413	8,586
CUTCH AND GAMBIER :				
United Kingdom . . . . .	Cwt. ..	..	42,919	89,311
Aden . . . . .	..	..	3	6
Ceylon . . . . .	1	4	1,149	2,800
Straits Settlements . . . . .	20,136	30,740	6,585	13,386
Mauritius . . . . .	..	..	36	67
Natal . . . . .	..	..	63	139
Australia . . . . .	..	..	4	6
Austria-Hungary . . . . .	..	..	5	8
Belgium . . . . .	..	..	150	300
France . . . . .	..	..	850	1,700
Germany . . . . .	..	..	1,550	3,100
Holland . . . . .	..	..	1,896	4,404
Albana . . . . .	..	..	66	148
Persia . . . . .	..	..	5	19
Turkey in Asia . . . . .	..	..	29	77
Egypt . . . . .	..	..	4,235	8,494
Mozambique . . . . .	..	..	1	1
United States . . . . .	..	..	2,260	4,525
Zanzibar . . . . .	..	..	68	121
Dutch Guiana . . . . .	..	..	3	7
..	20,137	30,744	61,877	128,619
INDIGO :				
United Kingdom . . . . .	Cwt. 170	1,655	30,973	717,540
Malta . . . . .	..	..	80	1,708
Aden . . . . .	..	..	3	45
China, Hong Kong . . . . .	..	..	48	739
Ceylon . . . . .	..	..	..	5
Straits Settlements . . . . .	..	2	954	21,363
Mauritius . . . . .	..	..	2	30
Australia . . . . .	..	..	6	110
Austria-Hungary . . . . .	..	6	10,332	259,895
Belgium . . . . .	..	..	1,418	30,215
France . . . . .	..	7	9,196	215,758
Germany . . . . .	..	1	8,172	182,275
Greece . . . . .	..	..	171	4,480
Holland . . . . .	..	..	3,891	84,786
Italy . . . . .	..	..	2,945	69,648
Russia . . . . .	..	..	2,829	46,236
Sweden . . . . .	..	..	167	4,375
Turkey in Europe . . . . .	..	..	77	1,714
Arabia . . . . .	..	..	187	2,198
China, Treaty Ports . . . . .	1	5	1	10
Japan . . . . .	..	1	16,138	332,159
Mekran and Somman . . . . .	..	..	1	7
Persia . . . . .	..	..	6,389	108,648
Turkey in Asia . . . . .	..	..	6,352	154,173
Egypt . . . . .	..	..	14,403	323,909

No. 11—*continued.*QUANTITY and VALUE of IMPORTS and EXPORTS of PRINCIPAL ARTICLES in 1898-99,  
distinguishing COUNTRIES—*continued.*

ARTICLES AND COUNTRIES.	IMPORTS.		EXPORTS.	
	Quantity.	Value.	Quantity.	Value.
IV.—CHEMICALS, DRUGS, MEDICINES AND NARCOTICS, AND DYEING AND TANNING MATERIALS— <i>continued.</i>				
DYEING AND TANNING MATERIALS— <i>cont.</i>				
INDIGO— <i>continued.</i>				
Tripoli - - - - Cwt.	...	...	12	385
Tunis - - - - "	...	...	50	1,441
Zanzibar - - - - "	...	...	—	5
United States - - - - "	...	...	20,390	406,641
"	171	1,677	135,187	2,970,478
MYRABOLAMS				
United Kingdom - - - - Cwt	3	1	496,416	181,432
Aden - - - - "	...	...	12	5
Ceylon - - - - "	682	195	5,059	1,821
China, Hong Kong - - - - "	...	...	1,541	456
Straits Settlements - - - - "	...	...	268	134
Mauritius - - - - "	...	...	101	72
Natal - - - - "	...	...	104	46
Australia - - - - "	...	...	16,440	7,461
Austria-Hungary - - - - "	...	...	61,222	22,196
Belgium - - - - "	...	...	83,886	26,221
France - - - - "	...	...	37,496	13,731
Germany - - - - "	...	...	174,598	56,856
Italy - - - - "	...	...	4,199	1,250
Russia - - - - "	...	...	22,997	8,206
Arabia - - - - "	...	...	17	8
Japan - - - - "	...	...	1,304	473
Maldive Islands - - - - "	...	...	3	2
Persia - - - - "	...	...	79	38
Turkey in Asia - - - - "	...	...	170	61
Zanzibar - - - - "	...	...	1	1
Dutch Guiana - - - - "	...	...	3	2
"	685	196	905,916	320,472
TURMERIC :				
United Kingdom - - - - Cwt	1,210	1,067	8,579	8,379
Aden - - - - "	...	...	3,258	3,341
Ceylon - - - - "	...	...	5,094	5,038
China, Hong Kong - - - - "	10,869	9,543	16	19
Straits Settlements - - - - "	24	18	1,677	1,659
Cape Colony - - - - "	...	...	31	34
Mauritius - - - - "	...	...	2,725	3,346
Natal - - - - "	...	...	1,408	1,657
British Guiana - - - - "	...	...	55	75
Australia - - - - "	...	...	138	171
Austria-Hungary - - - - "	...	...	196	147
Belgium - - - - "	...	...	550	431
France - - - - "	...	...	1,750	1,460
Germany - - - - "	...	...	1,628	1,231
Russia - - - - "	...	...	33	27
Arabia - - - - "	...	...	2,311	2,658
China, Treaty Ports - - - - "	675	585	...	...
Maldive Islands - - - - "	...	...	2	2
Mekran and Sonmiani - - - - "	...	...	95	131
Persia - - - - "	...	...	7,514	8,331
Turkey in Asia - - - - "	...	...	5,502	6,244
Abysinnia - - - - "	...	...	6	7
Egypt - - - - "	...	...	900	1,026
Madagascar - - - - "	...	...	12	15
Mozambique - - - - "	...	...	185	213
Réunion - - - - "	...	...	7	7
Zanzibar - - - - "	...	...	1,817	2,018
United States - - - - "	...	...	2,663	2,478
West Indies - - - - "	...	...	61	90
Other Countries - - - - "	...	...	13	17
"	12,778	11,213	48,226	50,252
OTHER SORTS - - - - "	44,399	92,005	—	22,124
TOTAL CHEMICALS, DRUGS, MEDICINES AND NARCOTICS, AND DYEING AND TANNING MATERIALS - - - - }	—	2,013,412	—	11,406,244

## No. 11—continued.

QUANTITY and VALUE of IMPORTS and EXPORTS of PRINCIPAL ARTICLES in 1898-99,  
distinguishing COUNTRIES—continued.

ARTICLES AND COUNTRIES.	IMPORTS.		EXPORTS.	
	Quantity.	Value.	Quantity.	Value.
<b>V. OILS:</b>				
<b>MINERAL:</b>				
United Kingdom - - - - -	{ Gals. 2,180,679	} 125,812	{ 825	} 68,072
Aden - - - - -	{ Cwt. 257		{ 32,574	
Ceylon - - - - -	Gals. 5,583	447	2,440	395
China, Hong Kong - - - - -	" 52,916	1,973	22,908	1,921
Straits Settlements - - - - -	" 10	0	1,651	142
Mauritius - - - - -	{ Cwt. 706,215	} 18,681	714,035	35,683
Australia - - - - -	{ Gals. ---			
Austria-Hungary - - - - -	" 152	10	1,900	3,998
Belgium - - - - -	{ Gals. 2,579	} 274	{ 8	} 810
France - - - - -	{ Cwt. 4		{ 386	
Germany - - - - -	Gals. 2,559	205	..	..
Russia - - - - -	" 1	6	..	..
Arabia - - - - -	{ Cwt. 12,842	} 767	{ 130	} 67
China, Treaty Ports - - - - -	{ Gals. ---		{ 20	
Japan - - - - -	" 50,940,879	2,007,699	..	..
Java - - - - -	" 190	10	64,405	2,499
Maldiv Islands - - - - -	" 1,218	41	2,481	252
Mekran and Sonmiani - - - - -	" ..	..	480	30
Persia - - - - -	" ..	..	1,685	65
Siam - - - - -	" ..	..	6,584	244
Sumatra - - - - -	" ..	..	28,803	1,130
Turkey in Asia - - - - -	" 8	0	4,275	191
Egypt - - - - -	" 4,443,562	134,429	..	..
Madagascar - - - - -	" ..	..	9,293	549
Mozambique - - - - -	" ..	..	110	230
Zanzibar - - - - -	" ..	..	40,200	1,639
United States - - - - -	" 23,602,079	954,919	56,318	2,209
Other Countries - - - - -	" ..	..	65,847	2,502
	Cwt. 81,951,472	3,245,273	1,064,097	125,043
	261		34,990	
<b>VEGETABLE:</b>				
<b>CASTOR:</b>				
United Kingdom - - - - -	Gals. 208	13	617,336	74,243
Aden - - - - -	" ..	..	4,272	629
Ceylon - - - - -	" 182	22	75,011	8,576
China, Hong Kong - - - - -	" ..	..	57,772	7,596
Straits Settlements - - - - -	" 17	2	244,487	27,876
Cape Colony - - - - -	" ..	..	115,551	17,014
Mauritius - - - - -	" ..	..	114,040	14,111
Natal - - - - -	" ..	..	81,914	9,988
British Guiana - - - - -	" ..	..	1,416	184
Australia - - - - -	" ..	..	759,637	104,637
Germany - - - - -	" ..	..	16,636	2,681
Arabia - - - - -	" ..	..	4	1
Japan - - - - -	" ..	..	4,359	488
Persia - - - - -	" ..	..	85	13
Turkey in Asia - - - - -	" ..	..	24	4
Egypt - - - - -	" ..	..	1,916	235
Madagascar - - - - -	" ..	..	36	4
Mozambique - - - - -	" ..	..	1,452	191
Réunion - - - - -	" ..	..	2,201	245
Zanzibar - - - - -	" ..	..	33,449	4,359
United States - - - - -	" ..	..	1,825	250
West Indies - - - - -	" ..	..	5,717	654
Other Countries - - - - -	" 25	4	1,762	215
	432	41	2,140,902	274,194
<b>COCOANUT:</b>				
United Kingdom - - - - -	Gals. ..	..	397,643	51,152
Aden - - - - -	" ..	..	19,293	2,727
Ceylon - - - - -	" 1,407,599	196,755	1,720	180
Straits Settlements - - - - -	" 1,225	233	203	27
Cape Colony - - - - -	" ..	..	3,099	446
Mauritius - - - - -	" 215,294	26,943	..	..
Natal - - - - -	" 20	2	20,399	3,732
Australia - - - - -	" 19	2	1,184	124
Austria-Hungary - - - - -	" ..	..	62,260	8,172
Belgium - - - - -	" ..	..	122,076	16,505
Germany - - - - -	" ..	..	300,811	39,060
Holland - - - - -	" ..	..	7,168	1,000
Arabia - - - - -	" ..	..	3,151	442
Mekran and Sonmiani - - - - -	" ..	..	500	63
Persia - - - - -	" ..	..	3,368	484

No. 11—*continued.*QUANTITY and VALUE of IMPORTS and EXPORTS of PRINCIPAL ARTICLES in 1898-99,  
distinguishing COUNTRIES—*continued.*

ARTICLES AND COUNTRIES.	IMPORTS.		EXPORTS.	
	Quantity.	Value.	Quantity.	Value.
V.—OILS— <i>continued.</i>				
VEGETABLE— <i>continued.</i>				
\ COCOANUT— <i>continued.</i>				
Turkey in Asia - - - - Gals.	...	..	2,214	229
Egypt - - - - - "	.	.	18	2
Madagascar - - - - - "	.	.	1,260	171
Mozambique - - - - - "	.	.	1,078	148
Zanzibar - - - - - "	.	.	1,207	196
United States - - - - - "	..	..	582,321	67,109
Other Countries - - - - - "	..	..	1,506	199
	1,624,157	223,935	1,532,477	192,166
DREGS OF JINJILI OIL :				
Ceylon - - - - - Cwt.			202,807	71,880
Straits Settlements - - - - - "			4	2
			202,811	71,882
OTHER OILS - - - - - Gals.				
	568,501	82,756	758,734	153,738
TOTAL OILS - - - - { Gals. 84,144,562 } 3,552,005 { 5,496,210 } 817,023 Cwt. 261                                   237,801				
VI.—RAW MATERIALS AND UNMANUFACTURED ARTICLES.				
BRISTLES AND FIBRES FOR BRUSHES AND BROOMS :				
United Kingdom - - - - - Cwt.	167	1,116	12,717	44,343
Australia - - - - - "	.	.	10	14
Ceylon - - - - - "	67	182	25,431	23,302
Belgium - - - - - "	6	20	5,606	7,596
Denmark - - - - - "	...	.	682	861
France - - - - - "	.	.	712	970
Germany - - - - - "	4	46	13,923	29,104
Holland - - - - - "	.	.	580	840
United States - - - - - "	—	16	...	...
	244	1,380	59,661	107,030
CAOUTCHOUC :				
United Kingdom - - - - - Cwt	.	.	3,543	71,157
Straits Settlements - - - - - "	.	.	1,440	28,838
Belgium - - - - - "	.	.	45	1,014
Germany - - - - - "	.	..	69	1,365
Japan - - - - - "	..	.	76	420
United States - - - - - "	.	.	1,171	20,141
			6,344	122,935
COAL (including coke and patent fuel) .				
United Kingdom - - - - - Tons	306,499	607,031	109	118
Aden - - - - - "	38	76	14,417	14,388
China, Hong Kong - - - - - "	259	414	.	.
Ceylon - - - - - "	316	806	215,312	217,647
Straits Settlements - - - - - "	20	27	93,462	98,972
Cape Colony - - - - - "	10	9	.	.
Mauritius - - - - - "	15	20	2,708	2,708
Natal - - - - - "	...	.	287	229
Australia - - - - - "	18,778	36,708	..	..
Belgium - - - - - "	500	1,169	..	..
France - - - - - "	...	.	3	4
Germany - - - - - "	...	..	2	3
Arabia - - - - - "	...	.	465	711
Japan - - - - - "	32,231	49,691	.	.
Persia - - - - - "	...	.	190	302
Turkey-in-Asia - - - - - "	...	.	92	232
Egypt - - - - - "	14	28	.	.
Zanzibar - - - - - "	...	..	150	225
Other Countries - - - - - "	200	400	50	100
	358,880	696,379	327,247	335,639
COIR :				
United Kingdom - - - - - Cwt.	...	.	30,332	21,814
Aden - - - - - "	...	..	43	26
Ceylon - - - - - "	23	21	79	71
Straits Settlements - - - - - "	..	..	23	13
Cape Colony - - - - - "	...	..	7,054	5,793
Mauritius - - - - - "	...	..	87	43
Natal - - - - - "	...	.	4,525	3,641
Australia - - - - - "	...	.	163	185
Belgium - - - - - "	...	.	1,659	1,296
France - - - - - "	...	..	135	114

No. 11—*continued.*QUANTITY and VALUE of IMPORTS and EXPORTS of PRINCIPAL ARTICLES in 1898-99,  
distinguishing COUNTRIES—*continued.*

ARTICLES AND COUNTRIES.	IMPORTS.		EXPORTS.	
	Quantity.	Value.	Quantity.	Value.
<b>VI.—RAW MATERIALS AND UNMANUFACTURED ARTICLES—<i>continued.</i></b>				
<b>COIR—<i>continued.</i></b>				
Germany - - - - - Cwt.	...	...	3,124	2,451
Arabia - - - - - "	...	...	692	396
Japan - - - - - "	...	...	12	7
Turkey in Asia - - - - - "	...	...	3,808	2,164
Mozambique - - - - - "	...	...	84	47
Zanzibar - - - - - "	...	...	268	158
United States - - - - - "	...	...	918	1,179
"	23	21	53,006	39,398
<b>COTTON, RAW:</b>				
United Kingdom - - - - - Cwt.	26,041	61,163	216,780	411,890
Aden - - - - - "	...	...	58	105
Ceylon - - - - - "	241	190	9,556	19,053
China, Hong Kong - - - - - "	...	...	144,790	316,622
Straits Settlements - - - - - "	6	8	56,080	93,981
Cape Colony - - - - - "	...	...	11	21
Mauritius - - - - - "	...	...	184	176
Australia - - - - - "	...	...	3,167	7,870
Austria-Hungary - - - - - "	...	...	439,205	906,434
Belgium - - - - - "	...	...	613,691	1,243,724
France - - - - - "	...	...	363,494	760,134
Germany - - - - - "	...	...	856,886	1,749,903
Italy - - - - - "	...	...	605,774	1,229,013
Russia - - - - - "	...	...	2,021	4,030
Spain - - - - - "	...	...	11,938	25,132
Sweden - - - - - "	...	...	4,408	9,560
Arabia - - - - - "	370	808	486	350
China, Treaty Ports - - - - - "	...	...	139,285	294,395
Japan - - - - - "	14	34	1,941,115	4,114,776
Java - - - - - "	...	...	...	...
Maldiv Islands - - - - - "	...	...	7	6
Mekran and Sonmiani - - - - - "	95	47	...	...
Persia - - - - - "	909	2,185	157	99
Turkey in Asia - - - - - "	...	...	35	88
Egypt - - - - - "	8,956	19,635	714	1,632
Mozambique - - - - - "	...	...	8	10
Zanzibar - - - - - "	...	...	1,628	744
United States - - - - - "	836	2,249	134	351
Other Countries - - - - - "	...	...	14	29
"	37,468	86,319	5,411,626	11,190,128
<b>FODDER, BRAN, AND CATTLE FOOD (including Hay and Straw):</b>				
United Kingdom - - - - - Cwt.	1,266	576	1,401,233	180,837
Aden - - - - - "	...	...	10,038	2,470
Ceylon - - - - - "	503	119	164,108	47,631
China, Hong Kong - - - - - "	...	...	86	32
Straits Settlements - - - - - "	43	17	980,379	158,813
Cape Colony - - - - - "	...	...	684	291
Mauritius - - - - - "	...	...	42,987	11,513
Natal - - - - - "	...	...	125	44
Australia - - - - - "	20,466	11,012	725	304
Austria-Hungary - - - - - "	...	...	6,000	1,145
Belgium - - - - - "	...	...	760	264
France - - - - - "	...	...	200	17
Germany - - - - - "	...	...	100,417	23,659
Italy - - - - - "	...	...	3,984	1,594
Arabia - - - - - "	...	...	195	53
China, Treaty Ports - - - - - "	...	...	3	1
Java - - - - - "	...	...	10,397	2,899
Japan - - - - - "	...	...	234	94
Mekran and Sonmiani - - - - - "	...	...	119	28
Persia - - - - - "	...	...	65	17
Philippine Islands - - - - - "	...	...	15	6
Siam - - - - - "	...	...	11,560	1,407
Turkey in Asia - - - - - "	712	146	...	...
Egypt - - - - - "	...	...	137,780	14,324
Madagascar - - - - - "	...	...	125	37
Zanzibar - - - - - "	286	76	2,722	412
Other Countries - - - - - "	...	...	4,519	1,078
"	23,276	11,946	2,879,460	448,970

## No. 11—continued.

QUANTITY and VALUE of IMPORTS and EXPORTS of PRINCIPAL ARTICLES in 1898-99,  
distinguishing COUNTRIES—continued.

ARTICLES AND COUNTRIES.	IMPORTS.		EXPORTS.	
	Quantity.	Value.	Quantity.	Value.
<b>VI.—RAW MATERIALS AND UNMANUFACTURED ARTICLES—continued.</b>				
<b>GUMS AND RESINS :</b>				
United Kingdom - - - - Cwt.	25,154	12,912	26,798	53,789
Aden - - - - "	1,498	2,668	465	886
Ceylon - - - - "	24	90	459	493
China, Hong Kong - - - - "	6	3	3,893	5,184
Straits Settlements - - - - "	12,668	29,414	95	154
Mauritius - - - - "	..	..	130	292
Natal - - - - "	..	..	39	125
Australia - - - - "	20	6	18	45
Austria-Hungary - - - - "	73	38	2,628	3,487
Belgium - - - - "	3	2	10,822	16,887
France - - - - "	10	163	11,403	16,763
Germany - - - - "	32,623	15,690	12,737	20,162
Greece - - - - "	..	..	205	157
Italy - - - - "	..	..	243	433
Russia - - - - "	..	..	3	7
Arabia - - - - "	15,206	16,123	515	606
Japan - - - - "	..	..	1,322	2,282
Mekran and Sonmiani - - - - "	19	16	19	49
Maldive Islands - - - - "	..	..	12	9
Persia - - - - "	16,901	17,283	542	694
Philippine Islands - - - - "	2	5	..	..
Turkey in Asia - - - - "	6	108	740	784
Abyssinia - - - - "	24	48	5	3
Egypt - - - - "	26	63	82	168
Madagascar - - - - "	..	..	1	1
Mozambique - - - - "	..	..	460	282
Zanzibar - - - - "	849	3,761	213	479
United States - - - - "	3,616	1,871	..	..
Other Countries - - - - "	6,696	9,106	11	16
..	115,424	109,370	73,860	124,237
<b>HEMP, RAW .</b>				
United Kingdom - - - - Cwt.	2,747	8,490	122,077	95,383
Ceylon - - - - "	496	828	108	130
China, Hong Kong - - - - "	7,475	16,524	..	..
Mauritius - - - - "	812	1,242	..	..
Straits Settlements - - - - "	1,363	2,210	..	..
Australia - - - - "	..	..	316	456
Austria-Hungary - - - - "	40	163	..	..
Belgium - - - - "	..	..	113,653	111,457
France - - - - "	..	..	2,218	2,170
Germany - - - - "	..	..	2,258	2,275
Italy - - - - "	282	905	634	505
Arabia - - - - "	..	..	2,686	2,900
Japan - - - - "	..	..	143	115
Mekran and Sonmiani - - - - "	..	..	2	1
Persia - - - - "	..	..	1,729	1,888
Turkey in Asia - - - - "	..	..	35	40
United States - - - - "	..	..	893	700
Other Countries - - - - "	..	..	109	100
..	13,215	30,362	246,861	218,120
<b>HIDES AND SKINS .</b>				
United Kingdom - - - - Cwt.	506	1,614	86,812	425,826
Aden - - - - "	1,961	4,531	15	77
Ceylon - - - - "	4,095	15,881	13	75
China, Hong Kong - - - - "	..	..	31	918
Straits Settlements - - - - "	1,345	3,912	3,358	7,270
Mauritius - - - - "	303	956	15	85
Natal - - - - "	..	..	4	90
Australia - - - - "	3	14	5	22
Austria-Hungary - - - - "	258	688	64,084	276,705
Belgium - - - - "	..	..	2,307	9,276
France - - - - "	..	..	33,206	179,586
Germany - - - - "	285	791	293,351	1,265,167
Holland - - - - "	..	..	4,171	17,862
Italy - - - - "	..	..	91,422	415,511
Spain - - - - "	..	..	10,096	48,354
Turkey in Europe - - - - "	..	..	979	3,898
Arabia - - - - "	1,485	6,101	28	65
Japan - - - - "	..	..	34	166

## No. 11—continued.

QUANTITY and VALUE of IMPORTS and EXPORTS of PRINCIPAL ARTICLES in 1898-99,  
distinguishing COUNTRIES—continued.

ARTICLES AND COUNTRIES.	IMPORTS.		EXPORTS.	
	Quantity.	Value.	Quantity	Value.
<b>VI.—RAW MATERIALS AND UNMANUFACTURED ARTICLES—continued.</b>				
<b>HIDES AND SKINS—continued.</b>				
Mekran and Sommani . . . . . Cwt.	1,332	3,981		...
Persia . . . . . "	13,598	55,278	249	848
Turkey in Asia . . . . . "	1,210	3,747	80	280
Abyssinia . . . . . "	73	176		...
Egypt . . . . . "	..	..	23,740	80,438
Mozambique . . . . . "	2	6		...
Zanzibar . . . . . "	246	561	45	175
United States . . . . . "			198,525	1,422,901
Other Countries . . . . . "	171	731	2	17
	26,873	98,968	812,572	4,155,612
<b>IVORY:</b>				
United Kingdom . . . . . Lbs.	157,634	107,066	50,356	30,884
Aden . . . . . "	11,835	7,539		...
China, Hong Kong			39,587	14,903
Straits Settlements . . . . . "	854	471	649	252
Natal . . . . . "	6,146	3,857	..	..
Austria-Hungary . . . . . "	20,782	14,238	...	..
France . . . . . "	5,053	3,268		...
Germany . . . . . "	17,315	11,543	1,412	612
Japan . . . . . "			38,896	16,686
Persia . . . . . "			325	190
Abyssinia . . . . . "	3,508	2,223	...	..
Mozambique . . . . . "	18,013	10,491	...	..
Zanzibar . . . . . "	86,778	51,522	...	..
United States . . . . . "			5	15
Other Countries . . . . . "	1,167	648	..	..
	329,085	212,866	131,230	63,542
<b>JEWELLERY: PRECIOUS STONES AND PEARLS, UNSET:</b>				
United Kingdom . . . . .	—	1,928	—	930
Aden . . . . .	—	26,121	—	111
Ceylon . . . . .	—	2,645	...	...
China, Hong Kong	—	660	—	3,720
Straits Settlements . . . . .	—	155	—	1,775
Austria-Hungary . . . . .	—	8,574	—	1,633
France . . . . .	—	160	—	2,808
Germany . . . . .	—	70	—	905
Italy . . . . .	—	126	...	...
Russia . . . . .	...	...	—	665
Turkey in Europe . . . . .	...	...	—	115
Arabia . . . . .	—	181,715	—	18,230
Java . . . . .	...	...	—	125
Persia . . . . .	—	167,603	—	5,554
Turkey in Asia . . . . .	—	100	—	110
Abyssinia . . . . .	..	...	—	4
Egypt . . . . .	—	9	—	1,493
Madagascar . . . . .	..	..	—	144
Zanzibar . . . . .	—	87	—	15
	—	389,953	—	38,337
<b>JUTE, RAW:</b>				
United Kingdom . . . . . Cwt.	119	119	4,968,254	3,767,177
Ceylon . . . . . "	1,550	472	145	138
China, Hong Kong	...	...	40,612	28,550
Straits Settlements . . . . .	..	..	727	532
Australia . . . . . "	...	...	11,018	5,434
Austria-Hungary . . . . .	...	...	319,732	243,224
France . . . . . "	...	...	454,151	330,844
Germany . . . . . "	...	...	2,234,810	1,624,290
Italy . . . . . "	..	..	315,604	242,322
Spain . . . . . "	...	...	78,982	66,345
Arabia . . . . . "	...	...	2	1
Japan . . . . . "	...	...	4,634	3,418
Egypt . . . . . "	...	...	93,839	28,710
Zanzibar . . . . . "	...	...	45	42
United States . . . . . "	...	...	1,300,930	594,160
West Indies . . . . . "	...	..	36,060	6,058
	1,669	591	9,864,545	6,941,245



No. 11—*continued.*QUANTITY and VALUE of IMPORTS and EXPORTS of PRINCIPAL ARTICLES in 1898-99,  
distinguishing COUNTRIES—*continued.*

ARTICLES AND COUNTRIES.	IMPORTS.		EXPORTS.	
	Quantity.	Value.	Quantity.	Value.
<b>VI.—RAW MATERIALS AND UNMANUFACTURED ARTICLES—<i>continued.</i></b>				
<b>MANURES :</b>				
United Kingdom - - - Tons	687	6,712	33,999	191,150
Ceylon - - - "	6	26	3,888	14,708
Straits Settlements - - - "	..	..	1,065	5,572
Mauritius - - - "	..	..	350	1,909
Australia - - - "	..	..	2,400	12,273
Belgium - - - "	45	589	6,174	33,198
France - - - "	..	..	4,709	25,710
Germany - - - "	141	1,375	20,785	115,479
Arabia - - - "	45	187	..	..
Mekran and Somiani - - - "	101	423	..	..
Japan - - - "	..	..	403	2,413
Persia - - - "	28	125	..	..
Turkey in Asia - - - "	3	14	..	..
Madagascar - - - "	6	24	..	..
Zanzibar - - - "	18	73	..	..
United States - - - "	..	..	1,198	5,990
Other Countries - - - "	1	4	..	..
"	1,081	9,552	74,971	408,402
<b>SEEDS :</b>				
<b>CASTOR :</b>				
United Kingdom - - - Cwt.	..	..	431,940	265,666
Ceylon - - - "	1	1	161	95
Straits Settlements - - - "	91	59	5	3
Cape Colony - - - "	..	..	40	22
Austria-Hungary - - - "	..	..	5,823	3,457
Belgium - - - "	..	..	173,258	104,008
France - - - "	..	..	432,294	255,552
Italy - - - "	..	..	100,468	62,648
Russia - - - "	..	..	66,149	40,729
Arabia - - - "	5	4	..	..
Mozambique - - - "	2	1	..	..
"	99	65	1,210,138	732,180
<b>LINSEED :</b>				
United Kingdom - - - Cwt.	..	..	3,601,664	2,046,810
Aden - - - "	..	..	48	33
Ceylon - - - "	..	..	57	35
China, Hong Kong - - - "	..	..	78	48
Straits Settlements - - - "	..	..	70	51
Cape Colony - - - "	..	..	126	75
Mauritius - - - "	..	..	300	193
Natal - - - "	..	..	360	228
Australia - - - "	..	..	20,321	11,930
Austria-Hungary - - - "	..	..	113,446	68,795
Belgium - - - "	..	..	419,036	253,711
France - - - "	..	..	1,658,340	996,582
Germany - - - "	..	..	2,185,499	1,265,443
Holland - - - "	..	..	350,209	201,836
Italy - - - "	..	..	438,012	265,284
Arabia - - - "	..	..	13	9
China, Treaty Ports - - - "	..	..	6	3
Japan - - - "	..	..	1	1
Persia - - - "	5,391	3,557	..	..
Turkey in Asia - - - "	341	204	..	..
Egypt - - - "	..	..	18	11
Zanzibar - - - "	..	..	60	40
United States - - - "	..	..	17,343	9,460
West Indies - - - "	..	..	21,826	11,905
"	5,732	3,761	8,826,833	5,132,483
<b>POPPY</b>				
United Kingdom - - - Cwt.	..	..	703	459
Aden - - - "	..	..	66	46
Ceylon - - - "	..	..	68	54
China, Hong Kong - - - "	..	..	77	52
Straits Settlements - - - "	..	..	142	123
Mauritius - - - "	..	..	119	103
Natal - - - "	..	..	5	5
Austria-Hungary - - - "	..	..	3,400	2,150
Belgium - - - "	..	..	377,260	246,990
France - - - "	..	..	391,448	248,885
Germany - - - "	..	..	97,237	61,717

## No. 11—continued.

QUANTITY AND VALUE OF IMPORTS and EXPORTS of PRINCIPAL ARTICLES in 1898-99,  
distinguishing COUNTRIES—continued.

ARTICLES AND COUNTRIES.	IMPORTS.		EXPORTS.	
	Quantity.	Value.	Quantity.	Value.
<b>VI.—RAW MATERIALS AND UNMANUFACTURED ARTICLES—continued.</b>				
<b>SEEDS—continued.</b>				
<b>POPPY—continued.</b>				
Mozambique - - - - Cwt.			1	1
Zanzibar - - - - "			23	17
Arabia - - - - "			15	12
Cochin China - - - - "			14	12
Japan - - - - "			453	297
Persia - - - - "	987	680		
Turkey in Asia - - - - "	66	50		
"	1,053	730	871,031	560,923
<b>RAPESEED :</b>				
United Kingdom - - - Cwt.	5	8	303,511	162,707
Aden - - - - "			6	4
Ceylon - - - - "	29	14	246	158
Straits Settlements - - - - "			76	48
Cape Colony - - - - "			5	4
Mauritius - - - - "			78	47
Natal - - - - "			97	62
Australia - - - - "			829	510
Austria-Hungary - - - - "			1,001	550
Belgium - - - - "			1,766,182	1,035,829
France - - - - "			1,404,193	832,202
Germany - - - - "			998,167	592,588
Holland - - - - "			26,055	14,982
Italy - - - - "			112,743	67,484
Mekran and Sonmiani - - - - "	2,935	1,763		
Persia - - - - "			18	12
Egypt - - - - "			177,954	110,285
Réunion - - - - "			15	10
"	2,969	1,785	4,791,176	2,817,482
<b>TIL OR JINJILI :</b>				
United Kingdom - - - Cwt.			801	499
Aden - - - - "			20,423	15,911
Ceylon - - - - "	231	162	13,966	9,502
China, Hong Kong - - - - "	2	1	1	1
Straits Settlements - - - - "	30,848	21,689	1,134	797
Mauritius - - - - "			33	26
Natal - - - - "			4	2
Austria-Hungary - - - - "			161,947	117,023
Belgium - - - - "			578,340	461,343
France - - - - "			1,623,199	1,169,490
Germany - - - - "			220,724	184,507
Greece - - - - "			1,125	855
Italy - - - - "			365,654	263,373
Russia - - - - "			1,608	1,308
Arabia - - - - "			10,622	8,392
Japan - - - - "			46	37
Mekran and Sonmiani - - - - "			7	5
Persia - - - - "	1,621	953	294	222
Egypt - - - - "			70,286	53,009
"	32,702	22,805	3,070,214	2,286,302
<b>OTHER SEEDS - - - - "</b>				
	17,709	30,355	514,647	322,643
<b>TOTAL SEEDS :</b>				
United Kingdom - - - Cwt.	951	7,313	4,399,828	2,503,653
Aden - - - - "	1	20	35,285	22,063
Ceylon - - - - "	4,943	9,744	75,396	60,616
China, Hong Kong - - - - "	2	5	1,110	876
Straits Settlements - - - - "	32,273	22,490	49,242	41,616
Cape Colony - - - - "			174	108
Mauritius - - - - "			5,817	5,070
Natal - - - - "			3,116	3,162
British Guiana - - - - "			166	166
Australia - - - - "	5	53	21,587	12,942
Austria-Hungary - - - - "	17	355	286,602	192,447
Belgium - - - - "	1,439	1,048	2,344,404	2,118,823

## No. 11—continued.

QUANTITY and VALUE of IMPORTS and EXPORTS of PRINCIPAL ARTICLES in 1898-99.  
distinguishing COUNTRIES—continued

ARTICLES AND COUNTRIES	IMPORTS.		EXPORTS.	
	Quantity.	Value	Quantity.	Value.
<b>VI.—RAW MATERIALS AND UNMANUFACTURED ARTICLES—continued</b>				
TOTAL SEEDS—continued				
France - - - - - Cwt	505	473	5,771,525	3,641,597
Germany - - - - - "	4,242	3,382	3,515,488	2,113,417
Greece - - - - - "	..	..	1,125	855
Holland - - - - - "	300	260	376,264	216,818
Italy - - - - - "	..	2	1,018,274	660,043
Russia - - - - - "	..	..	69,427	42,978
Turkey in Europe - - - - - "	..	..	3	1
Arabia - - - - - "	52	55	14,148	11,660
China, Treaty Ports - - - - - "	..	1	6	3
Cochin-China - - - - - "	..	..	17	15
Japan - - - - - "	..	2	538	359
Java - - - - - "	2	16	538	10,748
Maldivo Islands - - - - - "	..	..	21	19
Mekran and Sonmiani - - - - - "	2,955	1,774	243	168
Persia - - - - - "	10,392	10,720	2,038	1,416
Turkey in Asia - - - - - "	681	666	247	293
Abyssinia - - - - - "	..	..	70	59
Egypt - - - - - "	81	100	248,617	163,616
Madagascar - - - - - "	1,385	921	58	82
Mozambique - - - - - "	32	25	453	633
Réunion - - - - - "	..	..	131	109
Zanzibar - - - - - "	..	..	2,724	4,020
United States - - - - - "	6	76	17,387	9,488
West Indies - - - - - "	..	..	21,886	11,945
Dutch Guiana - - - - - "	..	..	17	17
Other Countries - - - - - "	..	..	67	111
..	60,264	59,501	19,284,039	11,852,012
SILK, RAW (including chasam and cocoons)				
United Kingdom - - - - - Lbs.	562	345	602,083	159,119
Aden - - - - - "	300	115	3,723	1,327
China, Hong Kong - - - - - "	1,193,043	346,968	..	..
Straits Settlements - - - - - "	429,550	175,877	4,889	1,437
France - - - - - "	..	..	922,030	271,437
Italy - - - - - "	880	577	31,494	24,580
Russia - - - - - "	3,838	1,847	..	..
Arabia - - - - - "	..	..	18,750	9,025
China, Treaty Ports - - - - - "	588,972	263,200	..	..
Japan - - - - - "	20,651	2,148	10	5
Maldivo Islands - - - - - "	..	..	26	14
Mekran and Sonmiani - - - - - "	..	..	3,894	1,286
Persia - - - - - "	8,455	4,256	3,063	1,680
Turkey in Asia - - - - - "	745	335	1,663	775
Egypt - - - - - "	3,870	1,989	43,916	5,212
Tripoli - - - - - "	..	..	702	351
Zanzibar - - - - - "	..	..	591	451
United States - - - - - "	..	..	149	108
..	2,250,866	797,657	1,636,983	476,807
WOOD.				
United Kingdom - - - - - "	..	18,431	..	684,622
Aden - - - - - "	..	9	..	3,422
Ceylon - - - - - "	..	7,207	..	47,108
China, Hong Kong - - - - - "	..	2,253	..	14,229
Straits Settlements - - - - - "	..	24,930	..	2,702
Cape Colony - - - - - "	..	60	..	42,862
Mauritius - - - - - "	..	16	..	10,037
Natal - - - - - "	..	..	..	1,179
Australia - - - - - "	..	2	..	13,941
Austria-Hungary - - - - - "	..	10,362	..	4,900
France - - - - - "	..	..	..	17,555
Germany - - - - - "	..	5,743	..	24,313
Holland - - - - - "	..	..	..	450
Italy - - - - - "	..	..	..	1,285
Norway - - - - - "	..	4,804	..	..
Portugal - - - - - "	..	..	..	53,686
Russia - - - - - "	..	773	..	12
Spain - - - - - "	..	..	..	12,269
Sweden - - - - - "	..	2,629	..	..

## No. 11—continued.

QUANTITY and VALUE of IMPORTS and EXPORTS of PRINCIPAL ARTICLES in 1898-99,  
distinguishing COUNTRIES—continued.

ARTICLES AND COUNTRIES.	IMPORTS.		EXPORTS.	
	Quantity.	Value	Quantity	Value.
<b>VI.—RAW MATERIALS AND UNMANUFACTURED ARTICLES—continued.</b>				
WOOD—continued.				
Arabia . . . . .	—	40	—	1,971
China, Treaty Ports . . . . .	—	—	—	1,512
Cochin China . . . . .	—	—	—	32
Japan . . . . .	—	3,788	—	7,200
Java . . . . .	—	—	—	9
Maldive Islands . . . . .	—	—	—	322
Mekran and Sonmani . . . . .	—	32	—	456
Persia . . . . .	—	6	—	1,285
Siam . . . . .	—	57,723	—	—
Turkey in Asia . . . . .	—	—	—	3,686
Abyssinia . . . . .	—	—	—	113
Egypt . . . . .	—	—	—	65,694
Madagascar . . . . .	—	—	—	14
Mozambique . . . . .	—	—	—	262
Réunion . . . . .	—	16	—	—
Zanzibar . . . . .	—	326	—	12,248
United States . . . . .	—	444	—	2,793
West Indies . . . . .	—	—	—	4
Other Countries . . . . .	—	585	—	3,237
	—	140,179	—	1,035,410
WOOL, RAW :				
United Kingdom . . . . . Lbs.	41,175	2,496	37,936,271	1,698,908
Ceylon . . . . . "	—	—	3,388	9
Mauritius . . . . . "	—	—	41	6
Straits Settlements . . . . . "	2,744	48	—	—
Australia . . . . . "	56	1	—	—
Austria-Hungary . . . . . "	—	—	84	5
Belgium . . . . . "	—	—	203,081	8,487
Germany . . . . . "	—	—	2,823	76
Russia . . . . . "	4,480	350	—	—
Arabia . . . . . "	25,760	753	—	—
Japan . . . . . "	—	—	435,538	16,207
Mekran and Sonmani . . . . . "	690,746	12,735	—	—
Persia . . . . . "	2,480,416	74,014	—	—
Turkey in Asia . . . . . "	38,528	1,100	—	—
United States . . . . . "	—	—	31,920	1,145
	905	91,497	38,613,146	1,724,843
OTHER SORTS . . . . .				
	—	235,335	—	526,180
TOTAL RAW MATERIALS AND UNMANUFACTURED ARTICLES . . . . .				
	—	2,971,876	—	39,808,847
<b>VII—ARTICLES MANUFACTURED AND PARTLY MANUFACTURED .</b>				
COTTON :				
TWIST AND YARN :				
United Kingdom . . . . . Lbs.	43,269,479	2,427,231	123,990	5,986
Aden . . . . . "	1,425	65	1,793,179	63,011
Ceylon . . . . . "	620,165	19,030	147,642	8,386
China, Hong Kong . . . . . "	150	5	128,621,701	3,834,295
Straits Settlements . . . . . "	545	41	5,182,598	182,530
Mauritius . . . . . "	—	—	2,424	71
Australia . . . . . "	—	—	224	8
Austria-Hungary . . . . . "	695,800	45,449	100	11
Belgium . . . . . "	687,266	44,526	—	—
France . . . . . "	10,400	676	2,000	60
Germany . . . . . "	3,946	214	—	—
Holland . . . . . "	15,120	1,130	—	—
Italy . . . . . "	233,885	13,023	—	—
Arabia . . . . . "	—	—	694,823	27,206
China, Treaty Ports . . . . . "	6,341	206	80,354,450	2,402,773
Japan . . . . . "	150	8	40,000	1,500
Java . . . . . "	—	—	57,600	2,559
Macassar . . . . . "	—	—	128,000	3,950
Maldive Islands . . . . . "	—	—	82	2
Mekran and Sonmani . . . . . "	196	5	8,390	438
Persia . . . . . "	—	—	2,411,305	101,243
Philippine Islands . . . . . "	—	—	24,000	612

No. 11—*continued.*QUANTITY and VALUE of IMPORTS and EXPORTS of PRINCIPAL ARTICLES in 1898-99,  
distinguishing COUNTRIES—*continued.*

ARTICLES AND COUNTRIES	IMPORTS.		EXPORTS.	
	Quantity.	Value.	Quantity.	Value.
<b>VII.—ARTICLES MANUFACTURED AND PARTLY MANUFACTURED—<i>continued.</i></b>				
<b>COTTON—<i>continued.</i></b>				
<b>TWIST AND YARN—<i>continued.</i></b>				
Turkey in Asia - - - - - Lbs			1,425,087	44,956
Abyssinia - - - - - "			6,800	579
Egypt - - - - - "	800	25		
Madagascar - - - - - "			1,100	38
Mozambique - - - - - "			800	20
Zanzibar - - - - - "			138,086	5,162
	45,545,668	2,551,634	221,164,381	6,685,396
<b>PIECE GOODS.</b>				
<b>GREY (unbleached)</b>				
United Kingdom - - - - - Yds.	1,251,579,561	13,282,118	36,021	415
Aden - - - - - "	20,550	316	10,837,144	140,240
Ceylon - - - - - "	162,341	2,997	888,206	18,547
China, Hong Kong - - - - - "	4,830	37	451,062	5,468
Straits Settlements - - - - - "	81,198	1,447	1,956,688	27,270
Mauritius - - - - - "			1,675,469	19,894
Natal - - - - - "			1,437,993	13,819
Australia - - - - - "			840	10
Austria-Hungary - - - - - "	129	16		
Belgium - - - - - "	30,315	425		
France - - - - - "	43	1		
Germany - - - - - "	8,390	120		
Holland - - - - - "	37,385	501		
Arabia - - - - - "			2,979,121	31,958
China, Treaty Ports - - - - - "	24	0	3,867,786	43,203
Java - - - - - "			240	6
Maldiv Islands - - - - - "			11,760	208
Mekran and Sonmani - - - - - "			703,615	7,722
Persia - - - - - "	192	2	6,651,027	77,660
Siam - - - - - "	144	2	151,884	1,605
Turkey in Asia - - - - - "			1,886,918	24,153
Abyssinia - - - - - "			2,775,900	26,212
Egypt - - - - - "			1,111,291	14,586
Madagascar - - - - - "			84,600	1,223
Mozambique - - - - - "			6,058,214	58,880
Zanzibar - - - - - "	810	16	12,375,975	143,342
United States - - - - - "	5,794,650	87,699		
Other Countries - - - - - "			113,394	1,529
	1,257,720,612	13,375,697	56,053,148	657,950
<b>WHITE (bleached)</b>				
United Kingdom - - - - - Yds	409,151,220	4,845,576	29,164	541
Malta - - - - - "			13,686	1,930
Aden - - - - - "			1,981,917	24,090
Ceylon - - - - - "	99,743	2,367	736,591	15,232
China, Hong Kong - - - - - "	134,141	1,680	73,034	4,834
Straits Settlements - - - - - "	1,668,673	34,086	1,502,462	20,531
Cape Colony - - - - - "			2,360	49
Mauritius - - - - - "			600,608	9,226
Natal - - - - - "			54,711	928
Australia - - - - - "			1,852	46
Austria-Hungary - - - - - "	880,860	23,005		
Belgium - - - - - "	509,136	8,736		
France - - - - - "	28,056	1,188		
Germany - - - - - "	220,225	4,730		
Holland - - - - - "	1,402,226	22,428		
Italy - - - - - "	716,787	20,375	62	2
Russia - - - - - "			32,200	272
Turkey in Europe - - - - - "			4,890	574
Arabia - - - - - "			1,842,606	28,771
Japan - - - - - "	6,692	106	1,625	31
Maldiv Islands - - - - - "			1,600	23
Mekran and Sonmani - - - - - "	702	7	198,573	2,369
Persia - - - - - "	6,268	58	2,690,488	32,922
Siam - - - - - "	92	2		
Turkey in Asia - - - - - "	4,300	35	120,584	3,687
Abyssinia - - - - - "			116,991	1,499
Egypt - - - - - "			20,841	881
Madagascar - - - - - "	192	5	17,028	216
Mozambique - - - - - "			159,292	2,522
Zanzibar - - - - - "	2,000	50	527,027	8,840
United States - - - - - "	127,983	2,408		
Other Countries - - - - - "			69,378	1,431
	414,959,296	4,966,842	10,799,570	161,447

No. 11—*continued.*QUANTITY and VALUE of IMPORTS and EXPORTS of PRINCIPAL ARTICLES in 1898-99,  
distinguishing COUNTRIES—*continued.*

ARTICLES AND COUNTRIES.	IMPORTS.		EXPORTS.	
	Quantity.	Value.	Quantity.	Value.
<b>VII.—ARTICLES MANUFACTURED AND PARTLY MANUFACTURED—<i>continued.</i></b>				
<b>COTTON—<i>continued.</i></b>				
<b>COLOURED, PRINTED, OR DYED</b>				
United Kingdom - - - - - Yds.	385,153,731	5,229,931	278,012	5,642
Aden - - - - - "	1,595	70	4,046,114	69,896
Ceylon - - - - - "	489,634	14,441	7,016,568	203,131
China, Hong Kong	35,927	462	194,301	9,748
Straits Settlements	777,180	14,882	14,294,993	440,130
Mauritius - - - - - "	50	1	541,213	10,727
Natal - - - - - "			382,137	9,914
Australia - - - - - "			140	6
Austria-Hungary - - - - - "	1,744,430	80,733	745	34
Belgium - - - - - "	963,338	33,655		
France - - - - - "	1,446,054	35,803	40	8
Germany - - - - - "	426,513	22,567	1,761	57
Holland - - - - - "	3,442,023	64,622		
Italy - - - - - "	1,823,027	57,644	1,000	51
Russia - - - - - "	1,125	29	10,200	96
Arabia - - - - - "	73	2	6,725,187	122,025
China, Treaty Ports	46	2	17,260	391
Japan - - - - - "	2,702	37		
Java - - - - - "			3,462	125
Maldivo Islands - - - - - "			1,175	29
Mekran and Sonmiani - - - - - "	702	12	991,819	12,271
Persia - - - - - "	12,854	238	16,211,918	348,607
Siam - - - - - "	444	16	136,370	2,905
Turkey in Asia	1,881	33	3,215,864	66,276
Abyssinia - - - - - "			79,626	1,575
Egypt - - - - - "	2,136	247	211,648	5,479
Madagascar - - - - - "			76,140	1,485
Mozambique - - - - - "			2,538,666	47,828
Zanzibar - - - - - "	1,877	31	6,379,843	117,806
United States	92,643	1,172	33,834	1,191
Other Countries - - - - - "			120,336	2,784
	396,419,985	5,556,630	63,510,372	1,480,217
<b>HANDKERCHIEFS AND SHAWLS IN THE PIECE :</b>				
United Kingdom - - - - - No.	12,871,426	117,564	1,401,637	56,272
Aden - - - - - "			30,432	584
Ceylon - - - - - "	37,005	275	107,994	3,750
China, Hong Kong			3,256	215
Straits Settlements	1,083	81	135,233	2,760
Cape Colony - - - - - "			42	3
Mauritius - - - - - "			86,650	1,001
Natal - - - - - "			10,204	633
Austria-Hungary - - - - - "	22,890	2,832		
Belgium - - - - - "	19,431	1,493		
France - - - - - "	1,030	90	1,248	120
Germany - - - - - "	32,972	3,014		
Holland - - - - - "	7,440	198		
Italy - - - - - "	253,163	2,698		
Russia - - - - - "	22	2		
Turkey in Europe			2,000	310
Arabia - - - - - "			89,843	3,590
China, Treaty Ports			420	11
Japan - - - - - "	18	0		
Java - - - - - "			2,506	63
Persia - - - - - "	18,000	56	284,336	7,268
Turkey in Asia - - - - - "			51,685	1,164
Abyssinia - - - - - "	56	2	2,700	20
Egypt - - - - - "			130,950	1,147
Mozambique - - - - - "			88,568	1,212
Zanzibar - - - - - "	5		65,806	3,218
Other Countries - - - - - "			18,480	565
	13,264,541	123,305	2,513,990	83,906
<b>HOSIFRY, PURE AND MIXED :</b>				
United Kingdom - - - - - "		57,645		75
Aden - - - - - "		186		1,033
Ceylon - - - - - "		306		7,036
China, Hong Kong				556
Straits Settlements		3,021		259
Mauritius - - - - - "				144
Natal - - - - - "				365

No. 11—*continued.*QUANTITY and VALUE of IMPORTS and EXPORTS of PRINCIPAL ARTICLES in 1898-99,  
distinguishing COUNTRIES—*continued*

ARTICLES AND COUNTRIES	IMPORTS		EXPORTS	
	Quantity	Value.	Quantity	Value
<b>VII—ARTICLES MANUFACTURED AND PARTLY MANUFACTURED—<i>continued</i></b>				
<b>COTTON—<i>continued</i></b>				
<b>HOSIERY, PURE AND MIXED—<i>continued</i></b>				
Austria-Hungary	—	101,841	—	20
Belgium	—	939	—	—
France	—	30,459	—	—
Germany	—	52,110	—	—
Holland	—	480	—	—
Italy	—	33,369	—	—
Spain	—	795	—	—
Turkey in Europe	—	1	—	—
Arabia	—	—	—	237
China, Treaty Ports	—	—	—	49
Japan	—	1,015	—	11
Java	—	—	—	52
Persia	—	1	—	295
Philippine Islands	—	—	—	101
Siam	—	—	—	1
Turkey in Asia	—	—	—	804
Egypt	—	—	—	11
Mozambique	—	—	—	2,049
Zanzibar	—	—	—	1,975
Other Countries	—	—	—	320
	—	282,168	—	15,393
<b>THREAD, SEWING :</b>				
United Kingdom	Lbs. 741,404	156,190	1,200	305
Aden	—	—	13,432	1,212
Ceylon	138	18	6,142	472
China, Hong Kong	—	—	1,008	193
Straits Settlements	3,425	685	587	98
Mauritius	—	—	2,042	159
Natal	—	—	2,353	213
Austria-Hungary	85,742	11,800	56	11
Belgium	1,620	158	—	—
France	9	1	—	—
Germany	13,793	1,518	—	—
Arabia	—	—	5,835	517
China, Treaty Ports	—	—	46	5
Maldives	—	—	280	6
Mekran and Somiani	—	—	25	2
Persia	23	2	53,586	5,027
Turkey in Asia	74	19	34,173	3,241
Abyssinia	—	—	300	26
Madagascar	—	—	1,660	123
Mozambique	—	—	33,720	2,740
Zanzibar	332	115	12,304	1,225
Other Countries	—	—	3,110	228
	846,560	170,506	171,919	16,403
<b>OTHER COTTON MANUFACTURES</b>	—	197,938	—	47,553
<b>TOTAL COTTON MANUFACTURES (excluding twist and yarn)</b>				
United Kingdom	—	23,822,248	—	81,133
Malta	—	—	—	1,930
Aden	—	588	—	238,040
Ceylon	—	22,061	—	249,667
China, Hong Kong	—	2,183	—	21,175
Straits Settlements	—	54,810	—	495,778
Cape Colony	—	—	—	82
Mauritius	—	1	—	41,230
Natal	—	—	—	25,964
British Guiana	—	—	—	419
Australia	—	—	—	3,589
Austria-Hungary	—	222,324	—	286
Belgium	—	63,384	—	3,868
France	—	67,759	—	132
Germany	—	100,334	—	8,567
Holland	—	111,180	—	—
Italy	—	115,987	—	104
Russia	—	30	—	368
Spain	—	1,470	—	—
Turkey in Europe	—	1	—	884

No. 11—*continued.*QUANTITY and VALUE of IMPORTS and EXPORTS of PRINCIPAL ARTICLES in 1898-99,  
distinguishing COUNTRIES—*continued.*

ARTICLES AND COUNTRIES.	IMPORTS.		EXPORTS.	
	Quantity.	Value.	Quantity.	Value.
<b>VII.—ARTICLES MANUFACTURED AND PARTLY MANUFACTURED—<i>continued.</i></b>				
<b>TOTAL COTTON MANUFACTURES (excluding twist and yarn)—<i>continued.</i></b>				
Arabia - - - - -	—	4	—	188,754
China, Treaty Ports - - - - -	—	3	—	43,659
Japan - - - - -	—	1,329	—	11
Java - - - - -	...	..	—	313
Maldivo Islands - - - - -	...	..	—	267
Mekran and Sonmiani - - - - -	—	19	—	22,491
Persia - - - - -	—	358	—	472,875
Philippine Islands - - - - -	...	..	—	101
Siam - - - - -	—	21	—	4,510
Turkey in Asia - - - - -	—	89	—	99,343
Abyssinia - - - - -	...	..	—	29,334
Egypt - - - - -	—	247	—	22,414
Madagascar - - - - -	—	5	—	3,127
Mozambique - - - - -	...	..	—	115,655
Zanzibar - - - - -	—	213	—	277,791
United States - - - - -	—	91,438	—	2,054
Other Countries - - - - -	...	..	—	6,954
	—	24,678,086	—	2,462,869
<b>FLAX, MANUFACTURES OF (including twist and yarn):</b>				
United Kingdom - - - - -	—	131,271	—	63
Aden - - - - -	...	..	—	196
Ceylon - - - - -	—	67	—	36
Straits Settlements - - - - -	—	149	—	143
Mauritius - - - - -	—	6	—	7
Natal - - - - -	..	..	—	344
Australia - - - - -	..	..	—	27
Austria-Hungary - - - - -	—	866	—	..
Belgium - - - - -	—	3,954	..	5
France - - - - -	—	5	—	89
Germany - - - - -	—	542	—	..
Italy - - - - -	—	93	—	30
Arabia - - - - -	—	1	—	10
China, Treaty Ports - - - - -	—	..	—	5
Japan - - - - -	...	..	—	104
Persia - - - - -	—	..	—	234
Siam - - - - -	..	..	—	20
Egypt - - - - -	—	37	—	23
Mozambique - - - - -	..	..	—	218
Zanzibar - - - - -	..	..	—	..
	—	136,991	—	1,554
<b>HEMP, MANUFACTURES OF (excluding cordage):</b>				
United Kingdom - - - - -	—	6,056	..	7
Aden - - - - -	..	..	..	..
Ceylon - - - - -	—	8	—	..
China, Hong Kong - - - - -	—	20	—	..
Straits Settlements - - - - -	—	105	—	..
Mauritius - - - - -	...	..	—	16
Belgium - - - - -	—	36	..	..
Italy - - - - -	—	40	..	..
Turkey in Asia - - - - -	..	..	—	1
Mozambique - - - - -	..	..	—	4
Zanzibar - - - - -	..	..	—	4
Other Countries - - - - -	..	..	—	560
	—	6,265	—	592
<b>JUTE MANUFACTURES (including Twist and Yarn).</b>				
<b>GUNNY BAGS.</b>				
United Kingdom - - - - - No.	15,770	310	38,488,995	715,736
Malta - - - - - "	...	..	10,200	279
Aden - - - - - "	2,160	13	134,300	3,022
Ceylon - - - - - "	3,064,874	37,044	526,564	9,957
China, Hong Kong - - - - - "	...	..	4,216,000	56,719
Straits Settlements - - - - - "	78,710	1,240	24,239,410	461,189
Cape Colony - - - - - "	..	..	3,136,500	79,677
Mauritius - - - - - "	101,900	704	1,506,300	21,943



## No. 11—continued.

QUANTITY and VALUE of IMPORTS and EXPORTS of PRINCIPAL ARTICLES in 1898-99,  
distinguishing COUNTRIES—continued.

ARTICLES AND COUNTRIES	IMPORTS		EXPORTS.	
	Quantity.	Value.	Quantity.	Value.
VII.—ARTICLES MANUFACTURED AND PARTLY MANUFACTURED—continued				
JUTE MANUFACTURES (including Twist and Yarn)—continued				
GUNNY BAGS—continued				
Natal - - - - - No.		..	2,457,750	49,153
British Guiana - - - - "			535,150	11,725
Canada - - - - - "			96,900	1,077
Australia - - - - - "	3,474	47	31,724,685	756,854
Austria-Hungary - - - - "			455,200	7,949
Belgium - - - - - "			3,845,000	67,480
France - - - - - "	40	1	430,750	8,638
Germany - - - - - "			6,864,175	114,664
Greece - - - - - "			70,400	1,579
Holland - - - - - "			422,100	7,608
Turkey in Europe - - - - "			2,828,800	58,647
Arabia - - - - - "	40,952	439	131,875	2,259
China, Treaty Ports - - - - "			477,100	8,496
Cochin China - - - - - "			189,500	3,785
Japan - - - - - "			215,200	3,740
Java - - - - - "			314,100	7,431
Macassar - - - - - "			2,000	34
Maldiv Islands - - - - - "	1,500	10		
Mekran and Sonmani - - - - "	12,600	167	4,749	75
Persia - - - - - "	2,510	24	343,905	7,612
Philippine Islands - - - - - "			60,600	909
Siam - - - - - "			696,200	13,193
Turkey in Asia - - - - - "			3,511,054	77,673
Egypt - - - - - "	5,000	115	8,874,750	282,229
Madagascar - - - - - "			25,250	460
Mozambique - - - - - "			238,350	4,829
Réunion - - - - - "			210,200	4,374
Tripoli - - - - - "			25,200	564
Zanzibar - - - - - "	8,735	80	302,200	6,822
United States - - - - - "			23,793,050	249,962
West Indies - - - - - "			311,710	7,193
Central America - - - - - "			309,100	5,359
Chile - - - - - "			13,639,900	184,996
Ecuador - - - - - "			141,368	3,052
Dutch Guiana - - - - - "			1,000	25
Peru - - - - - "			955,800	20,732
Sandwich Islands - - - - - "			3,282,400	44,568
Other Countries - - - - - "			850,400	17,368
	3,338,225	40,194	180,896,140	3,391,636
GUNNY CLOTH -				
United Kingdom - - - - - Yds	115,642	2,018	20,414,900	183,851
Aden - - - - - "			960	10
Ceylon - - - - - "	1,733	27	1,623,840	16,576
China, Hong Kong - - - - - "			3,113,000	27,652
Straits Settlements - - - - - "			181,600	1,943
Cape Colony - - - - - "			9,000	78
Mauritius - - - - - "			210	3
Natal - - - - - "			33,000	325
Canada - - - - - "			110,400	1,112
Australia - - - - - "			3,541,900	39,560
Austria-Hungary - - - - - "			50,100	591
Belgium - - - - - "			481,700	3,693
Germany - - - - - "			3,590,900	34,319
Holland - - - - - "			724,100	6,597
Sweden - - - - - "			578,000	4,133
Borneo - - - - - "			500	4
China, Treaty Ports - - - - - "			872,000	8,626
Japan - - - - - "			366,600	3,662
Persia - - - - - "			190,000	2,363
Turkey in Asia - - - - - "			247,000	1,944
Egypt - - - - - "			84,000	956
Mozambique - - - - - "	1,012	10		
United States - - - - - "	2,400	19	195,657,400	1,601,533
Argentine Republic - - - - - "			44,292,800	378,019
Chile - - - - - "			72,000	486
Uruguay - - - - - "			4,120,000	37,626
Other Countries - - - - - "			26,500	334
	120,787	2,074	280,382,410	2,355,906
OTHER JUTE MANUFACTURES - - - - -		25,078		50,891

## No. 11—continued.

QUANTITY and VALUE of IMPORTS and EXPORTS of PRINCIPAL ARTICLES in 1898-99,  
distinguishing COUNTRIES—continued.

ARTICLES AND COUNTRIES.	IMPORTS.		EXPORTS.		
	Quantity.	Value	Quantity	Value	
<b>VII.—ARTICLES MANUFACTURED AND PARTLY MANUFACTURED—continued.</b>					
<b>TOTAL JUTE MANUFACTURES (including Twist and Yarn) :</b>					
United Kingdom	—	26,803	—	923,180	
Malta	—	—	—	279	
Aden	—	33	—	3,383	
Ceylon	—	37,229	—	27,725	
China, Hong Kong	—	3	—	84,553	
Straits Settlements	—	1,271	—	476,838	
Cape Colony	—	—	—	79,756	
Mauritius	—	704	—	22,191	
Natal	—	—	—	49,485	
British Guiana	—	—	—	11,733	
Canada	—	—	—	2,189	
Australia	—	47	—	796,840	
Austria-Hungary	—	51	—	8,540	
Belgium	—	111	—	72,006	
France	—	1	—	8,638	
Germany	—	119	—	149,836	
Greece	—	—	—	1,579	
Holland	—	—	—	14,205	
Italy	—	84	—	—	
Sweden	—	—	—	4,133	
Turkey in Europe	—	—	—	58,647	
Arabia	—	439	—	2,340	
Borneo	—	—	—	10	
China, Treaty Ports	—	—	—	17,197	
Cochin China	—	—	—	3,925	
Japan	—	—	—	8,702	
Java	—	—	—	7,440	
Maldivo Islands	—	11	—	—	
Macassar	—	—	—	34	
Mekran and Sonmani	—	169	—	315	
Persia	—	24	—	10,293	
Philippine Islands	—	—	—	909	
Siam	—	—	—	13,198	
Turkey in Asia	—	—	—	79,819	
Egypt	—	115	—	283,194	
Madagascar	—	—	—	460	
Mozambique	—	9	—	4,984	
Réunion	—	—	—	4,374	
Tripoh	—	—	—	564	
Zanzibar	—	104	—	7,137	
Central America	—	—	—	5,359	
Argentine Republic	—	—	—	380,881	
Chile	—	—	—	185,482	
Ecuador	—	—	—	3,052	
Peru	—	—	—	20,732	
Uruguay	—	—	—	38,232	
United States	—	19	—	1,851,494	
West Indies	—	—	—	7,193	
Dutch Guiana	—	—	—	25	
Sandwich Islands	—	—	—	44,568	
Other Countries	—	—	—	20,874	
	—	67,346	—	5,798 523	
<b>SILK :</b>					
<b>PILCE GOODS :</b>					
United Kingdom	Yds.	1,836,129	149,392	808 777	64,505
Aden	"	580	59	14,023	1,243
Ceylon	"	21,683	2,870	41,066	4,352
China, Hong Kong	"	2,678,102	212,285	6,487	680
Straits Settlements	"	104,234	10,527	114,739	16,731
Cape Colony	"	—	—	45 556	2,977
Mauritius	"	—	—	17,687	2,056
Natal	"	—	—	91,787	6,197
Australia	"	—	—	27,772	6,014
Austria-Hungary	"	66,712	6,025	13,736	2,501
Belgium	"	5,782	915	—	—
France	"	909,474	87,016	116,678	10,191
Germany	"	7,106	845	120	15
Greece	"	—	—	175	37
Italy	"	282,941	29,491	—	—
Russia	"	48,893	3,177	—	—
Turkey in Europe	"	—	—	2,574	254
Arabia	"	2,096	89	70,285	6,792
China, Treaty Ports	"	1,725,031	142,465	171	15
Japan	"	4,560 585	245,369	—	—

No. 11—*continued.*QUANTITY and VALUE of IMPORTS and EXPORTS of PRINCIPAL ARTICLES in 1898-99,  
distinguishing COUNTRIES—*continued.*

ARTICLES AND COUNTRIES	IMPORTS.		EXPORTS.	
	Quantity.	Value.	Quantity.	Value.
<b>VII—ARTICLES MANUFACTURED AND PARTLY MANUFACTURED—<i>continued</i></b>				
<b>SILK—<i>continued</i></b>				
<b>PIECE GOODS—<i>continued</i></b>				
Java - - - - -			1,819	130
Maldive Islands - - - - -			594	83
Mekran and Somman - - - - -	318	32	628	47
Persia - - - - -	20	3	69,451	6,535
Siam - - - - -	45	10	900	61
Turkey in Asia - - - - -	850	55	96,740	8,116
Abyssinia - - - - -			8,768	568
Egypt - - - - -	19,148	1,662	136,490	8,880
Madagascar - - - - -			5,780	463
Mozambique - - - - -			47,631	2,800
Zanzibar - - - - -	1,643	114	68,737	7,430
United States - - - - -			2,529	277
West Indies - - - - -			40	14
Other Countries - - - - -			2,528	245
	12,271,372	892,401	1,812,268	160,211
<b>GOODS OF SILK MIXED WITH OTHER MATERIALS</b>				
United Kingdom - - - - -	1,606,880	114,259	300	100
Malta - - - - -			3,180	445
Aden - - - - -			13,092	992
Ceylon - - - - -	2,677	120	18,630	2,033
China, Hong Kong - - - - -	44,891	2,450		
Straits Settlements - - - - -	41,148	2,322	21,027	1,457
Natal - - - - -			2,520	186
Austria-Hungary - - - - -	123,609	10,302	1,596	160
Belgium - - - - -	677,657	58,635		
France - - - - -	1,890,062	107,499	3,321	453
Germany - - - - -	270,574	27,252		
Italy - - - - -	270,105	17,822		
Russia - - - - -	835	167	1,210	514
Turkey in Europe - - - - -			11,421	1,028
Arabia - - - - -			19,544	1,600
Japan - - - - -	640	44	2,659	80
Persia - - - - -			15,133	2,962
Turkey in Asia - - - - -	567	85	9,963	1,348
Egypt - - - - -	6,039	510	5,559	675
Tunis - - - - -			726	116
Zanzibar - - - - -			2,283	169
United States - - - - -			839	89
	4,935,684	341,467	132,994	14,307
<b>OTHER SILK MANUFACTURES - Lbs</b>	401,405	127,926	1,388	384
<b>TOTAL SILK MANUFACTURES - - -</b>	-	1,361,794	-	174,902
<b>WOOL</b>				
<b>CARPETS AND RUGS</b>				
United Kingdom - - - - -	909,564	95,079	1,083,275	155,175
Aden - - - - -	111	15	566	92
Ceylon - - - - -	1,148	100	216,064	8,122
China, Hong Kong - - - - -	60	3	943	103
Straits Settlements - - - - -	1,928	99	1,666	123
Cape Colony - - - - -			2,659	150
Mauritius - - - - -			196	16
Natal - - - - -			826	77
Australia - - - - -	33	21	7,399	633
Austria-Hungary - - - - -	392	45	12,453	1,321
Belgium - - - - -	15,344	645	595	132
Denmark - - - - -			150	20
France - - - - -	280	35	1,729	290
Germany - - - - -	25,540	1,926	7,660	1,494
Italy - - - - -			1,489	319
Russia - - - - -	156	29		
Arabia - - - - -	242	16		
Japan - - - - -	38	9		
Mekran and Somman - - - - -	80	6		
Persia - - - - -	7,286	849	168	30
Turkey in Asia - - - - -	2,688	200		
Egypt - - - - -	336	124	2,579	160
Zanzibar - - - - -			150	30
United States - - - - -			141,241	34,059
	965,226	99,201	1,481,779	202,346

## No. 11—continued.

QUANTITY and VALUE of IMPORTS and EXPORTS of PRINCIPAL ARTICLES in 1898-99,  
distinguishing COUNTRIES—continued.

ARTICLES AND COUNTRIES.	IMPORTS.		EXPORTS.	
	Quantity.	Value.	Quantity	Value
<b>VII.—ARTICLES MANUFACTURED AND PARTLY MANUFACTURED—continued.</b>				
<b>WOOL—continued.</b>				
<b>PIECE GOODS :</b>				
United Kingdom - - - - - Yds.	9,382,391	785,703	4,979	1,037
Aden - - - - - "	201	15	9,741	1,081
Ceylon - - - - - "	4,265	294	104,113	7,802
China, Hong Kong - - - - - "	4,221	153	5,323	598
Straits Settlements - - - - - "	8,213	561	14,029	1,055
Mauritius - - - - - "	88	7	3,071	235
Cape Colony - - - - - "			120	12
Natal - - - - - "			75	13
Australia - - - - - "			550	112
Austria-Hungary - - - - - "	1,518,913	87,981	160	25
Belgium - - - - - "	201,086	18,696		
France - - - - - "	311,185	17,261		
Germany - - - - - "	1,602,902	129,647	1,231	105
Holland - - - - - "	74,989	9,003		
Italy - - - - - "	135,884	7,119		
Russia - - - - - "	17	1		
Arabia - - - - - "			9,558	1,448
Japan - - - - - "			2,275	409
Java - - - - - "			1,078	86
Persia - - - - - "	9,795	572	44,345	5,266
Philippine Islands - - - - - "			30	15
Turkey in Asia - - - - - "	106	3	831	125
Abyssinia - - - - - "			90	10
Egypt - - - - - "	714	66	769	70
Mozambique - - - - - "			16,114	1,741
Zanzibar - - - - - "	5	1	9,808	1,253
Other Countries - - - - - "			4,211	649
	13,254,975	1,057,083	232,591	23,147
<b>SHAWLS :</b>				
United Kingdom - - - - - No	391,986	84,641	485	714
Aden - - - - - "	10	5	286	75
Ceylon - - - - - "	354	118	360	106
China, Hong Kong - - - - - "			329	86
Straits Settlements - - - - - "	454	39	4,929	2,647
Cape Colony - - - - - "			160	32
Mauritius - - - - - "			18	5
Natal - - - - - "			274	54
Austria-Hungary - - - - - "	148,765	30,360		
Belgium - - - - - "	1,370	519		
France - - - - - "	3	3		
Germany - - - - - "	348,984	71,414	2	10
Italy - - - - - "	1,506	319	5	5
Russia - - - - - "	...		35	191
Arabia - - - - - "			912	589
China, Treaty Ports - - - - - "	1	1		
Persia - - - - - "	6	4	1,525	16,170
Turkey in Asia - - - - - "			18	14
Egypt - - - - - "	12	21	830	662
Mozambique - - - - - "			40	10
Zanzibar - - - - - "			856	334
Other Countries - - - - - "			18	5
	893,451	187,444	11,082	21,709
<b>OTHER WOOLLEN MANUFACTURES - Lbs</b>				
	1,344,104	180,003	94,926	7,292
<b>TOTAL, WOOLLEN MANUFACTURES - - -</b>				
	—	1,523,731	—	254,494
<b>TOTAL, YARNS AND TEXTILE FABRICS - - -</b>				
	—	30,325,847	—	15,378,330
<b>APPAREL :</b>				
<b>APPAREL (including drapery, haberdashery, millinery, &amp;c., but excluding hosiery) :</b>				
United Kingdom - - - - -	—	674,160	—	115,713
Gibraltar - - - - -	—	33	—	509
Malta - - - - -	—	3	—	327
Aden - - - - -	—	289	—	6,707
Ceylon - - - - -	—	9,277	—	14,743
China, Hong Kong - - - - -	—	11,017	—	3,455
Straits Settlements - - - - -	—	30,892	—	22,793
Cape Colony - - - - -	—		—	4,700
Mauritius - - - - -	—	5	—	5,321
Natal - - - - -	—	20	—	9,751
Canada - - - - -	—	..	—	12
British Guiana - - - - -	—	..	—	490

No. 11—*continued.*QUANTITY and VALUE of IMPORTS and EXPORTS of PRINCIPAL ARTICLES in 1898-99,  
distinguishing COUNTRIES—*continued.*

ARTICLES AND COUNTRIES.	IMPORTS		EXPORTS	
	Quantity.	Value	Quantity.	Value
VII—ARTICLES MANUFACTURED AND PARTLY MANUFACTURED— <i>continued.</i>				
APPAREL— <i>continued.</i>				
APPAREL (including drapery, haberdashery, millinery, &c, but excluding hoseiy)— <i>cont</i>				
Australia	—	431	—	4,041
Austria-Hungary	—	163,632	—	410
Belgium	—	11,716	—	32
Denmark	—	—	—	22
France	—	191,186	—	2,025
Germany	—	40,022	—	863
Greece	—	—	—	10
Holland	—	895	—	25
Italy	—	25,952	—	25
Russia	—	13,663	—	—
Turkey in Europe	—	—	—	236
Arabia	—	66	—	1,688
Borneo	—	—	—	9
China, Treaty Ports	—	6,552	—	786
Cochin-China	—	2	—	59
Japan	—	36,727	—	295
Java	—	—	—	1,991
Maldive Islands	—	—	—	39
Mekran and Sonmiani	—	4	—	208
Persia	—	224	—	4,400
Philippine Islands	—	—	—	144
Siam	—	165	—	1,731
Turkey in Asia	—	259	—	2,360
Abyssinia	—	—	—	323
Egypt	—	963	—	4,339
Madagascar	—	22	—	221
Mozambique	—	3	—	11,553
Zanzibar	—	48	—	17,275
West Indies	—	—	—	120
United States	—	2,199	—	6,528
Dutch Guiana	—	—	—	30
Other Countries	—	6	—	2,084
	—	1,220,433	—	251,402
BOOTS AND SHOES				
United Kingdom	555,720	150,360	1,287	347
Aden	23	10	15,396	1,960
Ceylon	1,295	277	1,876	281
China, Hong Kong	5,049	316	1,253	781
Straits Settlements	25,391	1,932	5,860	2,306
Cape Colony	—	—	909	134
Mauritius	—	—	23,982	2,758
Natal	—	—	6,344	858
British Guiana	—	—	200	40
Australia	11	8	64	7
Austria-Hungary	12,224	3,089	—	—
Belgium	30	10	—	—
France	612	201	—	—
Germany	16,123	1,949	—	—
Italy	2,210	746	—	—
Spain	11	1	—	—
Turkey in Europe	—	—	160	30
Arabia	58	4	2,344	259
China, Treaty Ports	345	95	338	136
Japan	1,005	30	—	—
Java	—	—	633	95
Mekran and Sonmiani	—	—	100	19
Persia	111	17	1,815	352
Siam	—	—	399	194
Turkey in Asia	88	8	2,043	367
Abyssinia	—	—	2,298	274
Egypt	—	—	36,938	19,060
Madagascar	—	—	720	72
Mozambique	—	—	2,019	466
Zanzibar	—	—	37,525	8,471
United States	1,703	1,060	—	—
Dutch Guiana	—	—	100	5
Other Countries	1	0	2,173	357
	622,015	160,053	146,776	39,620
TOTAL, APPAREL	—	1,380,486	—	291,022

## No. 11—continued.

QUANTITY and VALUE of IMPORTS and EXPORTS of PRINCIPAL ARTICLES in 1898-99,  
distinguishing COUNTRIES—continued.

ARTICLES AND COUNTRIES.	IMPORTS		EXPORTS.	
	Quantity.	Value.	Quantity	Value
<b>VII.—ARTICLES MANUFACTURED AND PARTLY MANUFACTURED—continued.</b>				
<b>ARMS, AMMUNITION, &amp;c. (excluding military accoutrements):</b>				
United Kingdom	—	277,721	—	9,658
Gibraltar	—	43	...	...
Malta	—	—	—	4
Aden	—	131	—	197
Ceylon	—	1,471	—	292
China, Hong Kong	—	5	—	15
Straits Settlements	—	315	—	185
Mauritius	—	2	—	22
Natal	—	2	—	37
Australia	—	30	—	85
Austria-Hungary	—	179	—	—
Belgium	—	6,498	...	—
France	—	391	—	140
Germany	—	1,581	—	—
Italy	—	16	—	—
Arabia	—	—	—	12
China, Treaty Ports	—	—	—	64
Japan	—	5	—	—
Mekran and Sonmani	—	—	—	12
Persia	—	100	—	139
Siam	—	—	—	44
Turkey in Asia	—	1	—	—
Egypt	—	89	—	25
Zanzibar	—	1	—	233
United States	—	411	—	19
Other Countries	—	20	—	29
		289,012	—	11,212
<b>BOOKS AND PRINTED MATTER (including maps and charts):</b>				
United Kingdom	Cwt. 13,476	204,887	1,433	22,934
Gibraltar	2	26	—	—
Malta	—	—	1	6
Aden	11	41	102	918
Ceylon	56	466	254	2,763
China, Hong Kong	15	135	12	176
Straits Settlements	22	207	2,302	13,525
Mauritius	—	—	58	443
Natal	3	30	23	164
Canada	—	—	5	135
British Guiana	—	—	7	67
Australia	23	154	16	244
Austria-Hungary	30	448	75	980
Belgium	33	190	4	85
France	60	321	4	56
Germany	47	772	29	474
Holland	—	9	—	—
Italy	17	235	5	101
Portugal	4	65	—	—
Russia	1	5	27	220
Turkey in Europe	3	35	12	220
Arabia	—	—	95	886
China, Treaty Ports	5	324	43	533
Cochin-China	—	—	—	7
Japan	1	32	6	111
Java	—	—	—	16
Persia	26	262	329	2,990
Siam	—	—	4	231
Turkey in Asia	6	35	11	85
Abysinia	—	—	36	215
Egypt	140	1,561	22	296
Mozambique	—	—	9	60
Zanzibar	2	10	84	897
United States	243	1,534	36	432
West Indies	—	—	9	35
Dutch Guiana	—	—	4	20
Other Countries	—	—	4	19
	14,226	211,804	5,061	50,344
<b>CABINET WARE AND FURNITURE:</b>				
United Kingdom	—	40,561	—	25,108
Malta	—	3	—	17
Aden	—	61	—	1,240
Ceylon	—	2,716	—	1,600
China, Hong Kong	—	1,938	—	1,214
Straits Settlements	—	3,603	—	1,315

## No. 11—continued.

QUANTITY and VALUE of IMPORTS and EXPORTS of PRINCIPAL ARTICLES in 1898-99,  
distinguishing COUNTRIES—continued

ARTICLES AND COUNTRIES	IMPORTS		EXPORTS	
	Quantity	Value	Quantity	Value
<b>VII—ARTICLES MANUFACTURED AND PARTLY MANUFACTURED—continued.</b>				
<b>CABINET WARE AND FURNITURE—continued</b>				
Cape Colony - - - - -	—	—	—	631
Mauritius - - - - -	—	33	—	929
Natal - - - - -	—	—	—	1,466
Canada - - - - -	—	—	—	7
Australia - - - - -	—	40	—	128
Austria-Hungary - - - - -	—	7,416	—	566
Belgium - - - - -	—	881	—	21
Denmark - - - - -	—	—	—	17
France - - - - -	—	385	—	968
Germany - - - - -	—	12,469	—	264
Greece - - - - -	—	—	—	3
Italy - - - - -	—	165	—	39
Russia - - - - -	—	15	—	—
Turkey in Europe - - - - -	—	—	—	103
Arabia - - - - -	—	24	—	297
China, Treaty Ports - - - - -	—	445	—	43
Japan - - - - -	—	1,197	—	60
Java - - - - -	—	—	—	7
Maldivé Islands - - - - -	—	—	—	17
Mekran and Somnani - - - - -	—	4	—	20
Persia - - - - -	—	6	—	787
Philippine Islands - - - - -	—	—	—	57
Siam - - - - -	—	2	—	58
Turkey in Asia - - - - -	—	2	—	1,151
Abyssinia - - - - -	—	—	—	4
Egypt - - - - -	—	399	—	1,829
Madagascar - - - - -	—	—	—	86
Mozambique - - - - -	—	—	—	2,366
Zanzibar - - - - -	—	24	—	4,581
United States - - - - -	—	1,391	—	2,202
Other Countries - - - - -	—	—	—	447
	—	73,780	—	49,648
<b>CARRIAGES AND CARTS (excluding Railway Carriages) AND PARTS THEREOF</b>				
United Kingdom - - - - -	—	255,905	—	5,944
Malta - - - - -	—	20	—	—
Aden - - - - -	—	297	—	754
Ceylon - - - - -	—	1,383	—	924
China, Hong Kong - - - - -	—	58	—	—
Straits Settlements - - - - -	—	1,229	—	2,777
Mauritius - - - - -	—	1	—	133
Natal - - - - -	—	5	—	97
Australia - - - - -	—	660	—	100
Austria-Hungary - - - - -	—	2,307	—	25
Belgium - - - - -	—	7,550	—	—
France - - - - -	—	1,968	—	96
Germany - - - - -	—	4,893	—	50
Italy - - - - -	—	257	—	1,009
Arabia - - - - -	—	—	—	73
China, Treaty Ports - - - - -	—	38	—	—
Japan - - - - -	—	73	—	—
Persia - - - - -	—	100	—	969
Siam - - - - -	—	—	—	675
Turkey in Asia - - - - -	—	—	—	838
Egypt - - - - -	—	15	—	143
Mozambique - - - - -	—	—	—	292
Zanzibar - - - - -	—	143	—	1,585
United States - - - - -	—	40,461	—	15
Other Countries - - - - -	—	36	—	795
	—	317,399	—	17,294
<b>COIR, MANUFACTURES OF (excluding rope):</b>				
United Kingdom - - - - - Cwt	7	42	168,368	157,013
Aden - - - - - "	—	—	468	368
Ceylon - - - - - "	4,311	3,278	1,761	2,642
China, Hong Kong - - - - - "	—	—	38	142
Straits Settlements - - - - - "	—	—	241	350
Cape Colony - - - - - "	—	—	338	787
Mauritius - - - - - "	—	—	1,831	1,544
Natal - - - - - "	—	—	150	165
Australia - - - - - "	—	—	1,477	3,181
Austria-Hungary - - - - - "	—	—	2,055	1,881
Belgium - - - - - "	—	—	17,232	16,591
France - - - - - "	—	—	22,790	21,310
Germany - - - - - "	—	—	80,707	76,632

No. 11—*continued.*QUANTITY and VALUE of IMPORTS and EXPORTS of PRINCIPAL ARTICLES in 1898-99,  
distinguishing COUNTRIES—*continued.*

ARTICLES AND COUNTRIES.	IMPORTS.		EXPORTS.	
	Quantity.	Value.	Quantity.	Value.
<b>VII.—ARTICLES MANUFACTURED AND PARTLY MANUFACTURED—<i>continued.</i></b>				
<b>COIR, MANUFACTURES OF (excluding rope)—<i>continued.</i></b>				
Holland . . . . . Cwt.	...		2,379	2,345
Italy . . . . . "	..		8,545	7,842
Arabia . . . . . "	.	..	1,346	964
Japan . . . . . "			19	30
Maldiv Islands . . . . . "	20	13		...
Mekran and Sommani . . . . . "	9	6	27	21
Persia . . . . . "	2	1	454	311
Turkey in Asia . . . . . "			479	342
Madagascar . . . . . "			12	9
Mozambique . . . . . "			29	18
Zanzibar . . . . . "			375	334
United States . . . . . "			3,739	3,713
Other Countries . . . . . "			41	43
	4,467	3,431	314,921	298,578
<b>EARTHENWARE AND PORCELAIN (excluding Earthenware Piping):</b>				
United Kingdom . . . . .	—	112,154	—	5,078
Malta . . . . .	—		—	68
Aden . . . . .	—	12	—	712
Ceylon . . . . .	—	446	—	1,969
China, Hong Kong . . . . .	—	1,385	—	2
Straits Settlements . . . . .	—	14,153	—	474
Mauritius . . . . .	—		—	528
Natal . . . . .	—		—	363
Australia . . . . .	—	22	—	8
Austria-Hungary . . . . .	—	880	—	64
Belgium . . . . .	—	41,190	—	2
France . . . . .	—	1,831	—	54
Germany . . . . .	—	6,620	—	159
Greece . . . . .	—		—	1
Holland . . . . .	—	3,379	—	
Italy . . . . .	—	2,821	—	30
Russia . . . . .	—	139	—	409
Turkey in Europe . . . . .	—		—	96
Arabia . . . . .	—	25	—	1,676
China, Treaty Ports . . . . .	—	8	—	11
Japan . . . . .	—	2,130	—	3
Maldiv Islands . . . . .	—		—	26
Mekran and Sommani . . . . .	—	3	—	3
Persia . . . . .	—	50	—	3,787
Siam . . . . .	—	1	—	26
Turkey in Asia . . . . .	—	1	—	3,257
Abyssinia . . . . .	—		—	8
Egypt . . . . .	—	13	—	169
Madagascar . . . . .	—	3	—	191
Mozambique . . . . .	—		—	1,470
Zanzibar . . . . .	—		—	784
United States . . . . .	—	83	—	103
Other Countries . . . . .	—		—	344
	—	187,349	—	21,875
<b>GLASS AND GLASSWARE:</b>				
United Kingdom . . . . .	—	161,614	—	2,785
Gibraltar . . . . .	—	6	—	
Malta . . . . .	—		—	15
Aden . . . . .	—	103	—	2,336
Ceylon . . . . .	—	776	—	3,584
China, Hong Kong . . . . .	—	27,818	—	989
Straits Settlements . . . . .	—	13,815	—	868
Cape Colony . . . . .	—	15	—	5
Mauritius . . . . .	—	3	—	787
Natal . . . . .	—	22	—	245
British Guiana . . . . .	—	4	—	...
Australia . . . . .	—	48	—	29
Austria-Hungary . . . . .	—	179,909	—	123
Belgium . . . . .	—	104,312	—	
France . . . . .	—	30,646	—	100
Germany . . . . .	—	73,391	—	278
Holland . . . . .	—	2,702	—	
Italy . . . . .	—	32,952	—	8



## No. 11—continued.

QUANTITY and VALUE of IMPORTS and EXPORTS of PRINCIPAL ARTICLES in 1898-99,  
distinguishing COUNTRIES—continued

ARTICLES AND COUNTRIES	IMPORTS		EXPORTS	
	Quantity.	Value	Quantity	Value
VII—ARTICLES MANUFACTURED AND PARTLY MANUFACTURED—continued				
GLASS AND GLASSWARE—continued.				
Russia	—	1	—	25
Arabia	—	29	—	1,480
China, Treaty Ports	—	30,564	—	—
Japan	—	1,740	—	20
Java	—	—	—	18
Maldivo Islands	—	—	—	28
Mekran and Sonmiani	—	29	—	6
Persia	—	18	—	8,539
Siam	—	—	—	12
Turkey in Asia	—	13	—	5,061
Abyssinia	—	—	—	266
Egypt	—	27	—	145
Madagascar	—	—	—	362
Mozambique	—	7	—	3,264
Zanzibar	—	4	—	2,726
United States	—	1,709	—	6
Other Countries	—	16	—	330
	—	662,293	—	34,449
HIDES AND SKINS :				
United Kingdom - - - - Cwt	1,540	53,071	249,510	2,729,044
Aden - - - - "	—	2	117	650
Ceylon - - - - "	640	3,234	183	1,850
China, Hong Kong - - - - "	52	293	—	12
Straits Settlements - - - - "	149	705	3,136	34,894
Mauritius - - - - "	—	—	22	200
Australia - - - - "	—	6	—	—
Austria-Hungary - - - - "	3	76	1,426	19,595
Belgium - - - - "	14	674	84	827
France - - - - "	6	86	974	11,195
Germany - - - - "	37	1,932	2,777	25,287
Italy - - - - "	10	353	9	116
Arabia - - - - "	—	1	4	40
Japan - - - - "	—	—	3,954	48,773
Persia - - - - "	—	—	88	1,750
Siam - - - - "	7	44	2	12
Turkey in Asia - - - - "	—	—	117	509
Egypt - - - - "	—	6	477	2,825
Zanzibar - - - - "	2	18	163	680
United States - - - - "	3	76	34,558	416,762
	2,463	60,577	297,541	3,295,021
INSTRUMENTS, APPARATUS, AND APPLIANCES, AND PARTS THEREOF				
United Kingdom	—	284,720	—	10,478
Malta	—	4	—	—
Aden	—	139	—	291
Ceylon	—	1,085	—	513
China, Hong Kong	—	243	—	50
Straits Settlements	—	1,875	—	2,456
Cape Colony	—	6	—	—
Mauritius	—	2	—	122
Natal	—	—	—	176
Australia	—	167	—	7
Austria-Hungary	—	9,884	—	35
Belgium	—	2,852	—	—
France	—	8,011	—	193
Germany	—	19,234	—	318
Italy	—	1,011	—	20
Russia	—	14	—	—
Arabia	—	6	—	74
China, Treaty Ports	—	129	—	13
Japan	—	294	—	—
Java	—	—	—	10
Maldivo Islands	—	—	—	4
Mekran and Sonmiani	—	—	—	25
Persia	—	10	—	649
Siam	—	—	—	217
Sumatra	—	2	—	—

No. 11—*continued.*QUANTITY and VALUE of IMPORTS and EXPORTS of PRINCIPAL ARTICLES in 1898-99,  
distinguishing COUNTRIES—*continued.*

ARTICLES AND COUNTRIES.	IMPORTS.		EXPORTS.	
	Quantity.	Value.	Quantity.	Value.
<b>VII—ARTICLES MANUFACTURED AND PARTLY MANUFACTURED—<i>continued.</i></b>				
<b>INSTRUMENTS, APPARATUS, AND APPLIANCES, AND PARTS THEREOF—<i>continued.</i></b>				
Turkey in Asia . . . . .	...	...	—	106
Egypt . . . . .	—	44	—	7
Mozambique . . . . .	...	...	—	60
Philippine Islands . . . . .	...	...	—	6
Zanzibar . . . . .	...	4	—	253
Dutch Guiana . . . . .	..	..	—	22
United States . . . . .	—	11,365	—	83
Other Countries . . . . .	...	..	—	20
	—	341,101	—	16,208
<b>JEWELLERY AND PLATE :</b>				
United Kingdom . . . . .	—	86,835	—	62,249
Gibraltar . . . . .	..	...	—	31
Malta . . . . .	...	...	—	15
Aden . . . . .	—	141	—	60
Ceylon . . . . .	—	4,086	—	1,171
China, Hong Kong . . . . .	—	7,432	—	311
Straits Settlements . . . . .	—	2,672	—	9,575
Mauritius . . . . .	...	...	—	304
Natal . . . . .	...	..	—	387
Cape Colony . . . . .	..	..	—	186
Australia . . . . .	—	111	—	29
Austria-Hungary . . . . .	—	15,259	—	4,112
Belgium . . . . .	—	1,627	—	12
France . . . . .	—	8,948	—	163
Germany . . . . .	—	3,591	—	503
Greece . . . . .	—	9	—	..
Italy . . . . .	—	373	—	...
Russia . . . . .	—	60	—	...
Arabia . . . . .	—	515	—	40
China, Treaty Ports . . . . .	—	2,122	—	4
Japan . . . . .	—	240	—	55
Java . . . . .	..	..	—	51
Mekran and Somiani . . . . .	—	54	—	...
Persia . . . . .	—	257	—	...
Siam . . . . .	—	20	—	...
Turkey in Asia . . . . .	—	176	—	...
Abyssinia . . . . .	...	...	—	30
Egypt . . . . .	—	534	—	10,957
Mozambique . . . . .	—	14	—	136
Zanzibar . . . . .	—	10	—	2,958
United States . . . . .	—	364	—	369
West Indies . . . . .	..	..	—	6
Other Countries . . . . .	—	34	—	175
	—	135,484	—	93,889
<b>LAC (excluding stick lac and lac-dye) :</b>				
United Kingdom . . . . . Cwt.	18	59	68,603	330,625
Aden . . . . .	..	..	2	14
Ceylon . . . . .	..	..	42	192
China, Hong Kong . . . . .	..	..	950	5,427
Straits Settlements . . . . .	350	210	395	1,892
Australia . . . . .	..	..	535	2,554
Austria-Hungary . . . . .	1	3	4,146	18,640
Belgium . . . . .	...	...	292	1,400
France . . . . .	..	..	9,763	45,567
Germany . . . . .	..	..	25,444	119,435
Holland . . . . .	..	..	6,116	27,133
Italy . . . . .	..	..	1,098	5,311
Arabia . . . . .	...	...	4	23
China, Treaty Ports . . . . .	..	..	22	115
Japan . . . . .	..	..	372	1,725
Maldivo Islands . . . . .	..	..	1	3
Persia . . . . .	..	..	5	29
Egypt . . . . .	...	...	513	2,449
Zanzibar . . . . .	10	4	..	..
United States . . . . .	..	..	59,780	293,908
	379	276	178,083	856,492

No. 11—*continued.*QUANTITY and VALUE of IMPORTS and EXPORTS of PRINCIPAL ARTICLES in 1898-99,  
distinguishing COUNTRIES—*continued.*

ARTICLES AND COUNTRIES	IMPORTS.		EXPORTS.	
	Quantity.	Value.	Quantity.	Value.
<b>VII.—ARTICLES MANUFACTURED AND PARTLY MANUFACTURED—<i>continued.</i></b>				
<b>MATCHES :</b>				
United Kingdom . . . . .	—	26,310	...	...
Aden . . . . .	...	...	...	97
Ceylon . . . . .	...	1,391	...	122
China, Hong Kong . . . . .	...	5,552	...	...
Straits Settlements . . . . .	...	69,083	...	265
Mauritius . . . . .	...	...	...	60
Austria-Hungary . . . . .	...	509	...	...
Belgium . . . . .	...	57,017	...	7
Germany . . . . .	...	36,887	...	...
Norway . . . . .	...	23,365	...	...
Sweden . . . . .	...	59,977	...	...
Arabia . . . . .	...	...	...	1,344
Japan . . . . .	...	99,697	...	...
Mekran and Somiani . . . . .	...	...	...	67
Persia . . . . .	...	...	...	3,613
Siam . . . . .	...	1	...	...
Turkey in Asia . . . . .	...	...	...	275
Mozambique . . . . .	...	...	...	865
Zanzibar . . . . .	...	...	...	106
Other Countries . . . . .	...	...	...	124
	—	379,789	—	6,945
<b>PAINTS AND COLOURS (including painters' materials) :</b>				
United Kingdom . . . . .	—	247,458	—	1,473
Aden . . . . .	—	58	—	500
Ceylon . . . . .	—	424	—	724
China, Hong Kong . . . . .	—	19,496	—	61
Straits Settlements . . . . .	—	4,698	—	580
Mauritius . . . . .	...	...	...	114
Natal . . . . .	...	...	...	9
Australia . . . . .	...	2	...	1
Austria-Hungary . . . . .	...	784	...	...
Belgium . . . . .	...	29,964	...	...
France . . . . .	...	3,058	...	2
Germany . . . . .	...	19,195	...	58
Holland . . . . .	...	17	...	...
Italy . . . . .	...	1,115	...	...
Arabia . . . . .	...	1,453	...	268
China, Treaty Ports . . . . .	...	40	...	...
Japan . . . . .	...	109	...	...
Maldivo Islands . . . . .	...	...	...	5
Mekran and Somiani . . . . .	...	1	...	...
Persia . . . . .	...	2,993	...	433
Turkey in Asia . . . . .	...	...	...	579
Abyssinia . . . . .	...	...	...	25
Egypt . . . . .	...	15	...	164
Madagascar . . . . .	...	...	...	4
Mozambique . . . . .	...	...	...	287
Zanzibar . . . . .	...	...	...	233
United States . . . . .	...	3,148	...	...
Dutch Guiana . . . . .	...	...	...	12
Other Countries . . . . .	...	9	...	37
	—	334,037	—	5,659
<b>STATIONERY (including paper and printing materials) :</b>				
United Kingdom . . . . .	—	477,735	—	1,977
Gibraltar . . . . .	—	193	...	...
Malta . . . . .	...	...	...	4
Aden . . . . .	...	52	...	1,313
Ceylon . . . . .	...	816	...	6,677
China, Hong Kong . . . . .	...	2,877	...	707
Straits Settlements . . . . .	...	...	...	5,204
Cape Colony . . . . .	...	...	...	4
Mauritius . . . . .	...	8,179	...	536
Natal . . . . .	...	...	...	22
Australia . . . . .	...	31	...	61

## No. 11.—concluded

QUANTITY and VALUE of IMPORTS and EXPORTS of PRINCIPAL ARTICLES in 1898-99,  
distinguishing COUNTRIES—concluded.

ARTICLES AND COUNTRIES.	IMPORTS.		EXPORTS.	
	Quantity.	Value.	Quantity.	Value.
<b>VII—ARTICLES MANUFACTURED AND PARTLY MANUFACTURED—continued.</b>				
<b>STATIONERY (including paper and printing materials)—continued.</b>				
Austria-Hungary . . . . .	—	112,158	—	2
Belgium . . . . .	—	44,707	...	12
France . . . . .	—	1,397	—	12
Germany . . . . .	—	52,087	—	4
Greece . . . . .	—	4	..	5
Holland . . . . .	—	798	...	2
Italy . . . . .	—	5,321	—	5
Norway . . . . .	—	1,679	...	...
Sweden . . . . .	—	905	...	418
Arabia . . . . .	..	...	—	15
China, Treaty Ports . . . . .	—	2,265	—	24
Japan . . . . .	—	666	—	7
Java . . . . .	—	1	—	2
Maldivo Islands . . . . .	...	...	—	6
Mekran and Sonmiani . . . . .	..	...	—	3,570
Persia . . . . .	...	528	—	1
Philippine Islands . . . . .	...	...	—	77
Siam . . . . .	—	1	—	711
Sumatra . . . . .	—	1	..	15
Turkey in Asia . . . . .	—	2	—	29
Abyssinia . . . . .	..	..	—	38
Egypt . . . . .	—	171	—	757
Madagascar . . . . .	...	...	—	4,124
Mozambique . . . . .	...	...	—	200
Zanzibar . . . . .	...	...	—	962
United States . . . . .	...	12,407	..	
West Indies . . . . .	...	..	—	
Other Countries . . . . .	...	..	—	
	—	724,989	—	27,492
<b>UMBRELLAS :</b>				
United Kingdom . . . . . No.	2,236,976	218,145	47	12
Aden . . . . . "	1	0	1,812	190
Ceylon . . . . . "	3,750	834	576	98
China, Hong Kong . . . . . "	104,485	3,075	..	934
Straits Settlements . . . . . "	608,381	11,900	14,770	12
Cape Colony . . . . . "	...	...	120	438
Mauritius . . . . . "	5	1	3,822	473
Natal . . . . . "	...	...	4,252	1
Austria-Hungary . . . . . "	2,858	498	4	289
Belgium . . . . . "	18	5	..	2
France . . . . . "	19,690	3,033	..	...
Germany . . . . . "	1,149	201	6	...
Holland . . . . . "	17	5	..	...
Italy . . . . . "	18	5	..	...
Arabia . . . . . "	...	...	2,848	...
China, Treaty Ports . . . . . "	421	92	..	...
Japan . . . . . "	58,759	5,628	6	1
Java . . . . . "	...	...	42	7
Persia . . . . . "	1	0	702	106
Siam . . . . . "	20	1	1,467	121
Turkey in Asia . . . . . "	...	...	1,164	152
Abyssinia . . . . . "	...	...	96	10
Egypt . . . . . "	...	...	60	4
Madagascar . . . . . "	...	...	792	96
Mozambique . . . . . "	...	...	4,473	494
Zanzibar . . . . . "	6	1	24,711	2,487
United States . . . . . "	103	14	...	...
Other Countries . . . . . "	...	...	1,512	169
	3,036,658	243,438	63,282	6,096
<b>OTHER SORTS . . . . .</b>	—	2,162,979	—	611,517
<b>TOTAL, ARTICLES MANUFACTURED AND PARTLY MANUFACTURED - }</b>	—	37,834,071	—	21,072,071
<b>GRAND TOTAL . . . . .</b>	—	68,380,341	—	112,721,473

## QUANTITY and VALUE of IMPORTS of GOVERNMENT STORES into BRITISH INDIA.

ARTICLES.	1894-5.		1895-6.		1896-7.		1897-8.		1898-9.	
	Quantity	Value	Quantity	Value	Quantity	Value.	Quantity	Value	Quantity	Value.
APPAREL (including boots and shoes, uniforms, &c., but excluding hosiery).										
United Kingdom	—	56,608	—	33,012	—	40,859	—	64,822	—	41,594
Other Countries	—	372	—	249	—	—	—	54	—	307
	—	56,980	—	33,261	—	40,859	—	64,876	—	41,901
ARMS, AMMUNITION, AND MILITARY STORES.										
United Kingdom	—	472,922	—	175,149	—	125,900	—	228,578	—	307,384
Other Countries	—	79,257	—	4,648	—	3,587	—	1,106	—	12
	—	552,179	—	179,797	—	129,577	—	229,684	—	307,396
BOOKS AND PRINTED MATTER (including maps, charts, &c.).										
United Kingdom	—	115,771	—	114,290	—	145,453	—	74,755	—	100,782
Other Countries	—	146	—	164	—	157	—	47	—	90
	—	115,917	—	114,454	—	146,610	—	74,802	—	100,872
BUILDING AND ENGINEERING MATERIALS										
United Kingdom	—	51,320	—	25,089	—	13,320	—	26,262	—	26,808
Other Countries	—	2	—	—	—	16	—	30	—	103
	—	51,322	—	25,089	—	13,336	—	26,292	—	26,911
CARRIAGES, CARTS, &c. (excluding railway carriages), AND PARTS THEREOF										
United Kingdom	—	—	—	678	—	1,103	—	13,661	—	1,807
Other Countries	—	—	—	—	—	—	—	—	—	100
	—	—	—	678	—	1,103	—	13,661	—	1,907
CHEMICALS :										
United Kingdom	—	18,214	—	10,981	—	23,939	—	20,868	—	19,107
Other Countries	—	—	—	—	—	10	—	—	—	68
	—	18,214	—	10,981	—	23,949	—	20,868	—	19,175
COAL (including coke and patent fuel).	Tons.		Tons.		Tons.		Tons.		Tons.	
United Kingdom	25,023	43,858	25,093	44,556	25,006	50,390	14,066	30,132	20,295	39,632
Other Countries	30	45	25	59	15	27	—	—	50	67
	25,053	43,903	25,118	44,615	25,021	50,417	14,066	30,132	20,345	39,699
COTTON :										
Twist and Yarn :	Lbs		Lbs.		Lbs.		Lbs.		Lbs.	
United Kingdom	27,924	1,795	39,689	3,732	4,182	638	615	45	3,718	738
Manufactures :										
Piece Goods :	Yds		Yds		Yds.		Yds		Yds.	
United Kingdom	662,112	24,703	1,130,938	50,118	1,271,013	58,349	1,031,167	41,938	560,279	21,802
Other sorts :										
United Kingdom	—	2,865	—	1,265	—	4,858	—	2,515	—	3,004
	—	29,363	—	55,115	—	63,845	—	44,498	—	25,544
DRUGS, MEDICINES, AND NARCOTICS :										
United Kingdom	—	22,182	—	17,578	—	19,042	—	12,705	—	13,543
Other Countries	—	—	—	5	—	—	—	—	—	—
	—	22,182	—	17,583	—	19,042	—	12,705	—	13,543

## No. 12—continued.

## QUANTITY and VALUE of IMPORTS of GOVERNMENT STORES into BRITISH INDIA—continued.

ARTICLES:	1894-5.		1895-6.		1896-7.		1897-8.		1898-9.	
	Quantity	Value.	Quantity	Value.	Quantity	Value.	Quantity	Value.	Quantity	Value.
<b>EARTHENWARE AND PORCELAIN:</b>										
United Kingdom -	—	2,018	—	2,224	—	4,703	—	1,719	—	8,455
<b>FLAX:</b>										
Twist and Yarn:										
United Kingdom -	Lbs. 1,501	113	Lbs. 9,626	720	Lbs. 14,424	936	Lbs. 3,530	276	Lbs. 9,817	778
Manufactures:										
United Kingdom -	Yds. 504,425	26,289	Yds. 266,045	15,390	Yds. 321,067	17,459	Yds. 256,121	12,708	Yds. 313,419	17,035
	—	7,167	—	2,934	—	1,551	—	888	—	—
	—	33,569	—	19,044	—	19,946	—	13,872	—	17,813
<b>GLASS AND GLASSWARE:</b>										
United Kingdom -	—	15,127	—	13,918	—	18,536	—	13,487	—	14,354
Other Countries -	—	360	—	—	—	9	—	—	—	16
	—	15,487	—	13,918	—	18,545	—	13,487	—	14,370
<b>HARDWARE AND CUTLERY:</b>										
United Kingdom -	—	166,394	—	101,603	—	224,980	—	176,040	—	138,351
Other Countries -	—	1,552	—	245	—	195	—	919	—	—
	—	167,946	—	101,848	—	225,175	—	176,959	—	138,351
<b>INSTRUMENTS AND APPARATUS:</b>										
Musical:										
United Kingdom -	—	626	—	502	—	345	—	462	—	84
Other Countries -	—	14	—	—	—	134	—	7	—	—
Scientific, &c.:										
United Kingdom -	—	46,837	—	32,663	—	49,338	—	59,942	—	31,859
Other Countries -	—	321	—	193	—	1,429	—	502	—	594
	—	47,798	—	33,363	—	51,246	—	60,913	—	32,537
<b>LEATHER:</b>										
United Kingdom -	—	28,974	—	5,021	—	3,782	—	2,123	—	8,664
<b>LIQUORS:</b>										
Spirits:										
United Kingdom -	Gals. 607	109	Gals. 4,532	504	Gals. 8,925	1,476	Gals. 5,612	770	Gals. 3,505	475
Other Countries -	665	60	—	—	70	13	—	—	—	—
Wines and Liqueurs:										
United Kingdom -	—	—	—	—	—	—	230	46	280	219
Total Liquors -	1,272	169	4,532	504	8,995	1,489	5,842	816	3,785	694
<b>MACHINERY AND MILLWORK:</b>										
United Kingdom -	—	113,618	—	83,030	—	71,125	—	72,499	—	74,221
Other Countries -	—	—	—	535	—	522	—	—	—	12
	—	113,618	—	83,565	—	71,647	—	72,499	—	74,233
<b>METALS:</b>										
United Kingdom -	Cwt. 453,077	349,405	Cwt. 606,301	391,239	Cwt. 819,810	526,636	Cwt. 857,861	463,747	Cwt. 395,225	376,487
Other Countries -	14,711	59,973	5,310	21,836	10	7	2,452	8,830	4,163	19,334
	467,788	409,378	611,611	413,075	819,820	526,643	860,313	472,577	399,388	395,821

## No. 12—concluded.

## QUANTITY AND VALUE OF IMPORTS OF GOVERNMENT STORES INTO BRITISH INDIA—concluded.

ARTICLES.	1894-5.		1895-6		1896-7.		1897-8.		1898-9.	
	Quantity	Value.	Quantity.	Value.	Quantity.	Value.	Quantity	Value.	Quantity	Value.
PAPER AND PASTE-BOARD										
United Kingdom	—	29,278	—	23,612	—	22,338	—	33,783	—	19,992
Other Countries	—	78	—	—	—	1	—	—	—	85
	—	29,356	—	23,612	—	22,339	—	33,783	—	20,077
PRINTING AND LITHOGRAPHING MATERIALS.										
United Kingdom	—	11,523	—	7,540	—	11,583	—	11,972	—	9,830
Other Countries	—	30	—	50	—	—	—	—	—	53
	—	11,553	—	7,590	—	11,583	—	11,972	—	9,883
RAILWAY PLANT AND ROLLING STOCK:										
Locomotives and Carriages, &c										
United Kingdom	—	537,120	—	803,453	—	701,453	—	957,379	—	1,120,639
Other Countries	—	—	—	—	—	—	—	855	—	16,989
Materials for Construction:										
United Kingdom	—	709,096	—	1,216,041	—	1,700,708	—	1,616,485	—	896,108
Other Countries	—	—	—	40	—	10,587	—	14,998	—	17,314
	—	1,246,216	—	2,019,534	—	2,412,748	—	2,589,717	—	2,051,050
STATIONERY (excluding paper).										
United Kingdom	—	49,661	—	52,523	—	38,391	—	36,111	—	24,987
Other Countries	—	314	—	323	—	938	—	89	—	219
	—	49,975	—	52,846	—	39,329	—	36,200	—	25,206
TELEGRAPH MATERIALS										
United Kingdom	—	24,893	—	32,442	—	41,098	—	41,375	—	71,042
Other Countries	—	827	—	317	—	372	—	201	—	60
	—	25,720	—	32,759	—	41,470	—	41,576	—	71,102
WOOL, MANUFACTURES OF.										
Piece Goods	Yds.		Yds.		Yds.		Yds.		Yds.	
United Kingdom	762,095	124,232	741,242	136,178	740,774	147,862	623,960	102,089	760,577	98,129
Other Countries	—	—	295	40	—	—	—	—	—	—
Other sorts:	Lbs.		Lbs.		Lbs.		Lbs.		Lbs.	
United Kingdom	24,555	2,305	46,308	3,262	28,000	4,519	54,494	2,849	22,055	1,391
	—	126,537	—	139,480	—	152,381	—	104,938	—	99,520
ALL OTHER ARTICLES (mainly manufactured)										
United Kingdom	—	155,759	—	179,229	—	224,664	—	204,745	—	171,298
Other Countries	—	7,422	—	11,173	—	7,116	—	24,913	—	5,165
	—	163,181	—	190,402	—	231,780	—	229,658	—	176,463
TOTAL IMPORTS OF GOVERNMENT STORES:										
United Kingdom	—	3,210,779	—	3,580,476	—	4,298,424	—	4,327,926	—	3,660,599
Other Countries	—	150,776	—	39,882	—	25,120	—	52,446	—	60,588
Total	—	3,361,555	—	3,620,358	—	4,323,544	—	4,380,372	—	3,721,187

## No. 13.

QUANTITY and VALUE of EXPORTS of GOVERNMENT STORES (distinguishing by italics Foreign Merchandise) from BRITISH INDIA.

ARTICLES.	1894-5.		1895-6.		1896-7.		1897-8.		1898-9.	
	Quantity.	Value.	Quantity.	Value.	Quantity	Value.	Quantity.	Value.	Quantity.	Value.
APPAREL :										
United Kingdom	—	1,108	—	765	—	52	—	41	—	239
Other Countries	—	407	—	380	—	19,053	—	86	—	303
	—	3,874	—	5,582	—	4,256	—	3,927	—	2,191
	—	1,042	—	1,869	—	223	—	1,886	—	1,532
ARMS AND AMMUNITION :										
United Kingdom	—	2,140	—	58	—	187	—	14	—	568
Other Countries	—	4,526	—	3,017	—	92	—	1,423	—	1,070
	—	13,134	—	6,451	—	8,199	—	44	—	831
	—	2,588	—	4,921	—	2,623	—	2,490	—	5,673
BOOKS AND PRINTED MATTER (including Maps and Charts) :										
United Kingdom	—	2,291	—	2,047	—	4,206	—	4,093	—	5,299
Other Countries	—	9	—	2	—	30	—	—	—	152
	—	165	—	142	—	462	—	203	—	518
	—	74	—	4	—	10	—	—	—	—
CHEMICALS, DRUGS, MEDICINES, AND NARCOTICS :										
United Kingdom	—	8	—	—	—	36	—	15	—	2,411
Other Countries	—	2,532	—	60	—	—	—	10	—	411
	—	58	—	31	—	23	—	—	—	252
	—	1,342	—	757	—	1,251	—	768	—	1,511
METALS :										
United Kingdom	—	—	—	—	—	11	—	—	—	—
Other Countries	—	—	—	—	—	—	—	1,248	—	4,430
	—	18,934	—	14,050	—	101	—	4,686	—	3,138
	—	59	—	248	—	48	—	36,006	—	16
TELEGRAPH MATERIALS :										
United Kingdom	—	2,436	—	1,110	—	85	—	891	—	253
Other Countries	—	—	—	15	—	—	—	60	—	96
	—	9,484	—	4,887	—	3,139	—	3,389	—	3,180
WOOL, MANUFACTURES OF :										
United Kingdom	—	450	—	—	—	—	—	—	—	1,300
Other Countries	—	316	—	1,459	—	—	—	12,826	—	263
	—	109	—	10	—	—	—	652	—	1
	—	9	—	166	—	1,430	—	123	—	29
ALL OTHER ARTICLES (mainly Manufactured):										
United Kingdom	—	1,857	—	2,914	—	3,376	—	3,938	—	6,227
Other Countries	—	2,357	—	851	—	536	—	1,717	—	2,415
	—	23,984	—	16,191	—	18,123	—	13,646	—	29,437
	—	3,436	—	3,611	—	2,242	—	1,326	—	4,506
TOTAL EXPORTS OF GOVERNMENT STORES:										
United Kingdom	—	25,437	—	12,663	—	27,670	—	26,301	—	25,231
Other Countries	—	78,342	—	58,935	—	42,129	—	69,207	—	53,021
Total	—	98,779	—	71,598	—	69,799	—	95,508	—	78,252



## No. 14.

## IMPORTS OF TREASURE FROM DIFFERENT COUNTRIES.

COUNTRIES.	1894-5.	1895-6.	1896-7.	1897-8.	1898-9.
<b>GOLD.</b>					
UNITED KINGDOM - - - - -	697,866	3,260,240	2,630,455	4,122,207	3,804,318
<b>BRITISH POSSESSIONS :</b>					
Aden - - - - -	97,778	19,295	38,674	19,092	62,432
Cape Colony - - - - -	0	0	3,384	0	0
Ceylon - - - - -	7,149	4,726	1,037	230,691	420,254
China, Hong Kong	394,275	300,350	424,669	764,997	648,866
Straits Settlements	230	3,096	6,335	17,936	14,451
Mauritius - - - - -	0	2,733	0	82	772
Natal - - - - -	1,800	0	0	0	1,468
Australia - - - - -	0	563,441	303,715	780,240	2,243,689
	501,232	893,641	777,814	1,813,038	3,391,932
<b>FOREIGN COUNTRIES</b>					
Austria-Hungary - - - - -	974	2,657	20,956	4,603	40,362
France - - - - -	44,609	173,412	153,146	273,734	204,209
Germany - - - - -	0	171	0	0	243
Russia - - - - -	30	313	4,524	1,915	703
Arabia - - - - -	170,451	118,137	276,834	194,704	290,781
China, Treaty Ports	66,262	70,443	26,398	9,542	6,445
Japan - - - - -	7,050	0	0	0	3,053
Persia - - - - -	22,210	8,653	11,818	10,918	1,248
Turkey in Asia - - - - -	17,093	21,250	16,026	24,637	29,178
Abyssinia - - - - -	3,439	2,944	2,314	839	4,249
Egypt - - - - -	167,790	451,417	542,246	810,479	1,058,400
Madagascar - - - - -	32,817	11,333	12,142	1,663	426
Mozambique - - - - -	5,891	4,552	1,513	0	0
Zanzibar - - - - -	18,206	10,099	14,759	12,943	4,507
Other Countries - - - - -	360	8	234	0	0
	557,182	875,389	1,082,910	1,345,977	1,643,804
<b>TOTAL VALUE - - - - -</b>	<b>1,756,280</b>	<b>5,029,270</b>	<b>4,491,179</b>	<b>7,281,222</b>	<b>8,840,054</b>
„ <b>QUANTITY OZ. - - - - -</b>	<b>236,873</b>	<b>695,055</b>	<b>657,238</b>	<b>1,129,149</b>	<b>1,432,461</b>
<b>SILVER</b>					
UNITED KINGDOM - - - - -	6,519,283	5,732,857	6,117,303	10,090,872	5,830,365
<b>BRITISH POSSESSIONS</b>					
Malta - - - - -	0	50	0	0	0
Aden - - - - -	66,325	1,097	48,811	83,580	218,711
	0	0	0	711	3,836
Ceylon - - - - -	128,563	275,629	445,487	372,052	308,338
China, Hong Kong	47,723	17,605	15,639	136,289	277,232
Straits Settlements	94,900	83,699	112,478	114,016	89,391
Mauritius - - - - -	80,679	125,558	105,458	230,400	127,965
	0	0	411	0	0
Natal - - - - -	552	6	1	2,945	557
Australia - - - - -	289,203	1,355,846	1,236,326	1,129,219	720,292
	707,945	1,859,490	1,964,611	2,069,212	1,746,322
<b>FOREIGN COUNTRIES</b>					
Austria-Hungary - - - - -	0	1	263	1,779	7,246
France - - - - -	18,180	21,221	0	31,356	39,554
Germany - - - - -	82	2	0	0	65
Turkey in Europe - - - - -	0	0	0	0	373
Arabia - - - - -	223,715	225,084	177,108	158,429	302,700
China, Treaty Ports	0	0	9,717	283,846	560,668
Japan - - - - -	5	133,883	1	9,350	107,063
Mekran and Somiani - - - - -	2,293	510	3,344	3,735	2,265
Persia - - - - -	152,652	117,287	140,214	99,130	136,414
	22,200	9,000	8,800	53,620	7,820
Philippine Islands - - - - -	0	0	0	12,136	0
Turkey in Asia - - - - -	143,469	103,245	89,875	73,103	159,367
Abyssinia - - - - -	0	33	27	0	31,389
Egypt - - - - -	1,861	1,153	1,688	7,423	4,970
Madagascar - - - - -	876	5	0	0	0
Mozambique - - - - -	11	0	110	3,211	70
Zanzibar - - - - -	32,150	18,064	8,484	11,304	21,929
United States - - - - -	0	116,881	71,769	340,881	96,976
Other Countries - - - - -	202	0	70	8	3
	597,699	746,369	511,470	1,089,311	1,478,872
<b>TOTAL VALUE - - - - -</b>	<b>7,824,927</b>	<b>8,338,716</b>	<b>8,593,384</b>	<b>13,249,395</b>	<b>9,055,559</b>
„ <b>QUANTITY OZ. - - - - -</b>	<b>32,638,069</b>	<b>34,082,810</b>	<b>37,520,322</b>	<b>68,535,612</b>	<b>49,226,780</b>



## No. 16.

## EXPORTS OF TREASURE TO DIFFERENT COUNTRIES.

COUNTRIES	1894-5.	1895-6.	1896-7.	1897-8.	1898-9.
<b>GOLD :</b>					
UNITED KINGDOM . . . . .	6,720,470	2,458,414	2,140,851	2,325,172	2,323,060
<b>BRITISH POSSESSIONS</b>					
Aden . . . . .	401	40	25,677	500	0
China, Hong Kong . . . . .	0	12,875	0	0	0
Australia . . . . .	0	0	3	0	0
	401	12,915	25,680	500	0
<b>FOREIGN COUNTRIES :</b>					
France . . . . .	7,201	6,840	4,871	0	0
Arabia . . . . .	486	10,818	12,393	1,148	5,278
Japan . . . . .	0	193	0	0	0
Persia . . . . .	736	2,384	1,038	2,177	1,416
Turkey in Asia . . . . .	1,080	10,743	10,394	5,142	6,887
Egypt . . . . .	0	1,010	2,800	38,594	0
Abyssinia . . . . .	0	0	1,904	0	0
Other Countries . . . . .	0	0	210	0	5
	9,503	31,988	33,610	47,061	13,586
TOTAL, Value . . . . .	6,730,374	2,503,317	2,200,141	2,372,733	2,336,646
„ Quantity, Oz. . . . .	926,843	372,432	347,873	397,114	410,461
<b>SILVER</b>					
UNITED KINGDOM . . . . .	23,982	10,884	123	1	215
<b>BRITISH POSSESSIONS :</b>					
Gibraltar . . . . .	19,000	0	0	0	0
Aden . . . . .	14,265	38,922	27,472	10,000	50,029
Ceylon . . . . .	60,000	20,000	9,988	0	0
China, Hong Kong . . . . .	1,032,935	574,200	1,002,376	961,163	986,750
Straits Settlements . . . . .	21,974	95,551	25,986	502,570	294,147
Mauritius . . . . .	32,703	513,664	1,076,696	2,735,301	2,750,120
Natal . . . . .	2,181	100,400	193,532	202,110	423,784
Australia . . . . .	3,142	3,915	9,277	6,114	2,764
	20	0	0	0	0
	1,186,220	1,346,652	2,345,327	4,417,258	4,507,594
<b>FOREIGN COUNTRIES :</b>					
Denmark . . . . .	0	0	0	0	59
France . . . . .	5,494	4,359	3,058	2,444	600
Holland . . . . .	1,590	0	0	0	0
Arabia . . . . .	95,496	129,521	124,323	89,335	200,868
China, Treaty Ports . . . . .	0	4,500	0	0	0
Japan . . . . .	9,693	10,497	0	0	0
Java . . . . .	0	820	0	9,300	0
Mekran and Sonmiani . . . . .	3,884	0	0	0	0
Persia . . . . .	0	100	0	300	775
Siam . . . . .	3,750	2,660	1,508	4,378	2,940
Turkey in Asia . . . . .	91,459	90,004	110,840	19,886	53,221
Abyssinia . . . . .	305	350	110	200	300
Egypt . . . . .	15,000	17,500	23,200	135,630	51,500
Madagascar . . . . .	3,285	2,838	1,277	1,540	220
Mozambique . . . . .	4,000	0	0	0	0
Zanzibar . . . . .	1,000	305	323	0	0
Other Countries . . . . .	219	2	16	40	92
	0	307	0	0	0
	0	3,000	7,700	0	222
	50,172	130,095	116,650	85,662	256,169
	149	2,100	2,800	40	0
	0	0	100	9,900	0
	285,496	398,958	391,905	358,655	566,966
TOTAL, Value . . . . .	1,495,698	1,756,494	2,737,355	4,775,914	5,074,775
„ Quantity, Oz. . . . .	5,598,047	7,064,731	11,591,234	24,230,995	26,061,351

## No. 16—concluded.

## EXPORTS OF TREASURE TO DIFFERENT COUNTRIES—concluded.

COUNTRIES.	1894-5.	1895-6.	1896-7.	1897-8.	1898-9.
<b>TOTAL GOLD AND SILVER :</b>					
UNITED KINGDOM . . . . .	6,744,453	2,469,299	2,140,974	2,325,175	2,323,274
<b>BRITISH POSSESSIONS :</b>					
Gibraltar . . . . .	19,000	0	0	0	0
Aden . . . . .	14,666	38,962	53,149	10,500	50,029
	60,000	20,000	9,988	0	0
Ceylon . . . . .	1,032,935	574,200	1,002,376	961,163	986,750
China, Hong Kong . . . . .	21,974	108,426	25,986	502,570	294,147
Straits Settlements . . . . .	32,703	513,663	1,076,696	2,735,301	2,750,120
Mauritius . . . . .	2,181	100,400	193,532	202,110	423,784
Natal . . . . .	3,142	3,915	9,277	6,114	2,764
Australia . . . . .	20	0	3	0	0
	1,186,621	1,359,566	2,371,007	4,417,758	4,507,594
<b>FOREIGN COUNTRIES :</b>					
France . . . . .	12,695	11,199	7,928	2,443	600
Holland . . . . .	1,590	0	0	0	0
Arabia . . . . .	95,982	140,340	136,716	90,482	206,147
	0	4,500	0	0	0
China, Treaty Ports . . . . .	9,692	10,497	0	0	0
Japan . . . . .	0	1,013	0	9,300	0
Java . . . . .	3,884	0	0	0	0
Mekian and Sonmiani . . . . .	0	100	0	300	775
	3,750	2,660	1,508	4,378	2,940
Persia . . . . .	92,195	92,387	111,879	22,063	54,637
	305	350	110	200	300
Siam . . . . .	15,000	17,500	23,200	135,630	51,500
Turkey in Asia . . . . .	4,365	13,581	11,671	6,682	7,107
	4,000	0	0	0	0
Abyssinia . . . . .	1,000	305	2,227	0	0
Egypt . . . . .	219	1,012	2,816	38,634	92
Madagascar . . . . .	0	307	0	0	0
Mozambique . . . . .	0	3,000	7,700	0	222
Zanzibar . . . . .	50,172	130,095	116,650	85,662	256,169
Other Countries . . . . .	149	2,100	2,800	40	64
	0	0	310	9,900	0
	294,998	430,946	425,515	405,714	580,553
<b>GRAND TOTAL . . . . .</b>	<b>8,226,072</b>	<b>4,259,811</b>	<b>4,937,496</b>	<b>7,148,647</b>	<b>7,411,421</b>

## No. 17.

## DESCRIPTION OF TREASURE EXPORTED; in TENS OF RUPEES.

---	1894-5.	1895-6.	1896-7.	1897-8.	1898-9.
<b>GOLD :</b>					
Bullion . . . . .	6,614,895	2,459,108	2,145,603	2,325,704	2,322,895
Com . . . . .	115,479	44,209	54,538	47,029	13,751
<b>SILVER :</b>					
Bullion . . . . .	13,292	35,765	13,580	47,381	4,553
Government of India Rupees . . . . .	1,369,761	1,095,850	1,614,621	1,537,987	2,017,377
British Dollars . . . . .	0	603,483	1,088,833	3,173,655	3,042,575
Other Com . . . . .	112,644	21,395	20,321	16,891	10,270

## No. 18.

DISTRIBUTION of PRIVATE IMPORT TRADE according to PRESIDENCY or PROVINCE, distinguishing the PRINCIPAL PORTS.

		1894-5.	1895-6.	1896-7.	1897-8.	1898-9.
<b>BENGAL :</b>						
Calcutta	{ Merchandise - Treasure -	26,361,420 1,082,908	26,825,632 1,359,067	30,126,369 1,777,588	27,854,950 3,261,071	27,844,438 3,622,089
Chittagong	{ Merchandise - Treasure -	276,280 0	324,845 0	151,496 0	184,423 0	102,413 0
Other Ports	{ Merchandise - Treasure -	9,433 0	41,340 0	2,369 0	1,302 0	2,155 0
<b>TOTAL FOR BENGAL</b>		26,647,183 1,082,908	27,191,817 1,359,067	30,280,234 1,777,588	28,040,675 3,261,071	27,949,006 3,622,089
<b>BOMBAY AND SIND :</b>						
Bombay	{ Merchandise - Treasure -	28,786,724 7,976,450	27,866,711 11,522,564	26,855,083 10,472,637	24,605,163 16,347,559	25,640,352 13,754,591
Karachi	{ Merchandise - Treasure -	4,509,033 324,951	3,809,472 176,410	4,390,267 316,592	4,632,811 378,260	3,967,760 248,150
Other Ports	{ Merchandise - Treasure -	35,134 0	40,026 1,236	18,019 0	19,461 0	11,635 0
<b>TOTAL FOR BOMBAY AND SIND</b>		33,330,891 8,301,401	31,716,209 11,700,210	31,263,369 10,789,229	29,257,435 16,725,819	29,619,747 14,002,741
<b>MADRAS :</b>						
Madras	{ Merchandise - Treasure -	5,798,918 20,578	4,862,803 56,355	5,088,815 187,812	5,318,537 71,539	4,256,680 54,612
Tuticorin	{ Merchandise - Treasure -	292,340 23,154	351,881 62,056	267,778 64,623	378,815 72,787	363,732 24,006
Negapatam	{ Merchandise - Treasure -	210,169 2,133	168,423 804	177,985 1,717	297,592 1,784	237,520 1,756
Coconada	{ Merchandise - Treasure -	97,358 0	26,571 0	12,264 0	77,305 0	92,599 200
Tellicherry	{ Merchandise - Treasure -	13,681 0	17,433 0	16,644 0	12,794 0	7,638 272
Calicut	{ Merchandise - Treasure -	59,859 0	72,979 0	65,160 0	64,555 0	44,813 0
Cochin	{ Merchandise - Treasure -	56,741 0	54,652 0	48,088 0	60,762 0	68,707 24
Mangalore	{ Merchandise - Treasure -	28,246 0	31,604 0	29,463 538	31,565 0	30,085 0
Other Ports	{ Merchandise - Treasure -	162,701 75,006	107,517 62,529	117,546 128,639	152,928 204,047	165,516 100,215
<b>TOTAL FOR MADRAS</b>		6,720,013 120,871	5,693,863 181,744	5,823,743 383,329	6,394,853 350,157	5,267,290 181,175
<b>BURMA :</b>						
Rangoon	{ Merchandise - Treasure -	3,356,987 38,477	4,604,658 99,195	4,310,208 112,417	5,443,667 117,157	5,404,320 57,731
Moulmein	{ Merchandise - Treasure -	57,578 0	66,917 0	75,301 0	85,857 0	101,733 0
Bassein	{ Merchandise - Treasure -	16,941 0	9,715 0	6,125 0	6,845 0	627 0
Akyab	{ Merchandise - Treasure -	4,614 0	4,854 0	3,431 0	2,429 0	4,102 0
Other Ports	{ Merchandise - Treasure -	33,231 15,350	28,362 18,770	31,418 12,789	34,902 22,082	31,516 20,221
<b>TOTAL FOR BURMA</b>		3,469,351 53,827	4,714,506 117,965	4,426,483 125,206	5,573,700 139,239	5,542,298 77,952
<b>TOTAL IMPORTS</b>		70,167,438 9,559,007	69,316,395 13,358,986	71,793,829 13,075,352	69,266,663 20,476,286	68,380,341 17,883,957

## No. 19.

DISTRIBUTION OF PRIVATE EXPORT TRADE according to PRESIDENCY or PROVINCE, distinguishing the PRINCIPAL PORTS.

		1894-5.	1895-6.	1896-7.	1897-8.	1898-9.
<b>BENGAL :</b>						
Calcutta	- - - - {Merchandise - Treasure -	44,957,846 848,065	45,491,029 202,813	44,634,388 327,813	44,139,059 1,183,097	44,986,658 751,451
Chittagong	- - - - {Merchandise - Treasure -	796,908 0	779,626 0	602,464 0	630,612 0	580,180 0
Other Ports	- - - - {Merchandise - Treasure -	256,988 0	317,931 0	323,493 0	358,664 0	386,009 9,000
<b>TOTAL FOR BENGAL</b>	- {Merchandise - Treasure -	46,011,742 848,065	46,588,586 202,813	45,560,345 327,813	45,128,935 1,183,097	45,952,847 760,451
<b>BOMBAY AND SIND :</b>						
Bombay	- - - - {Merchandise - Treasure -	34,371,984 7,136,861	37,933,015 3,549,484	33,162,284 4,454,768	27,457,899 5,804,137	34,937,987 6,368,357
Karachi	- - - - {Merchandise - Treasure -	6,132,217 39,506	6,360,899 56,930	3,981,916 64,524	4,595,621 25,467	8,928,876 26,499
Other Ports	- - - - {Merchandise - Treasure -	6 0	156 0	739 0	345 0	252 0
<b>TOTAL FOR BOMBAY AND SIND</b>	- {Merchandise - Treasure -	40,504,207 7,176,367	44,294,070 3,606,414	37,144,939 4,519,292	32,053,865 5,829,604	43,867,115 6,394,856
<b>MADRAS :</b>						
Madras	- - - - {Merchandise - Treasure -	5,186,836 60,000	5,872,347 409,073	5,172,570 15,000	4,842,481 30,263	4,366,921 135,970
Tuticorin	- - - - {Merchandise - Treasure -	1,921,291 60,000	1,732,675 10,000	1,625,097 27,800	1,806,611 18,800	1,824,137 107,650
Negapatam	- - - - {Merchandise - Treasure -	543,418 9,200	397,896 3,900	595,334 4,470	542,244 7,100	391,543 6,500
Coconada	- - - - {Merchandise - Treasure -	837,360 0	695,126 0	932,087 0	700,628 0	740,857 0
Tellicherry	- - - - {Merchandise - Treasure -	675,255 0	726,941 0	550,569 0	529,389 0	665,968 0
Calicut	- - - - {Merchandise - Treasure -	621,206 0	689,759 0	481,546 0	575,972 0	629,477 0
Cochin	- - - - {Merchandise - Treasure -	617,864 0	709,183 0	537,445 0	584,436 0	680,124 0
Mangalore	- - - - {Merchandise - Treasure -	712,314 0	718,971 0	629,423 0	517,495 0	635,475 0
Other Ports	- - - - {Merchandise - Treasure -	1,365,922 1,735	1,269,455 0	1,307,716 110	1,313,512 30	1,244,396 100
<b>TOTAL FOR MADRAS</b>	- {Merchandise - Treasure -	12,481,466 130,935	12,812,353 422,973	11,831,787 47,380	11,412,768 56,193	11,178,898 250,220
<b>BURMA :</b>						
Rangoon	- - - - {Merchandise - Treasure -	7,073,920 2,650	7,698,748 100	6,828,012 31,406	6,749,600 65,114	8,639,892 2,500
Moulmein	- - - - {Merchandise - Treasure -	990,603 0	1,263,211 0	999,980 0	824,450 0	1,144,006 0
Bassein	- - - - {Merchandise - Treasure -	978,222 0	849,723 0	922,199 0	878,013 0	999,760 0
Akyab	- - - - {Merchandise - Treasure -	688,244 0	663,098 0	521,469 0	372,195 0	831,378 0
Other Ports	- - - - {Merchandise - Treasure -	86,595 0	93,351 0	105,568 0	117,447 161	107,577 154
<b>TOTAL FOR BURMA</b>	- {Merchandise - Treasure -	9,817,584 2,650	10,568,131 100	9,377,228 31,406	8,941,705 65,275	11,722,613 2,654
<b>TOTAL EXPORTS</b>	- {Merchandise - Treasure -	108,814,999 8,158,017	114,263,140 4,232,300	103,914,299 4,925,891	97,537,273 7,134,169	112,721,473 7,408,181

## No. 20.

GROSS AMOUNT of CUSTOMS DUTY collected on ARTICLES of MERCHANDISE; AMOUNTS collected at PRINCIPAL PORTS; DRAWBACKS and REFUNDS; and TOTAL VALUES of DUTIABLE and NON-DUTIABLE ARTICLES.

	1894-5.	1895-6.	1896-7.	1897-8.	1898-9.
<b>SPECIAL IMPORT DUTIES :</b>					
Arms, Ammunition, and Military Stores :					
Firearms, and parts thereof - - - - -	24,158	25,220	29,540	28,951	28,750
Gunpowder - - - - -	2,525	2,704	2,713	2,591	2,074
Other sorts - - - - -	5,555	5,944	4,962	4,185	3,912
	32,238	33,868	37,215	35,727	34,736
Liquors :					
Ale, Beer, Porter, Cider, &c - - - - -	15,926	19,234	18,968	17,880	20,488
Spirits - - - - -	549,879	590,899	591,039	599,269	628,462
Wines and Liqueurs - - - - -	45,804	52,349	49,157	44,168	46,321
	611,609	662,482	659,164	661,317	695,271
Opium - - - - -	432	405	347	442	302
Petroleum - - - - -	317,995	400,001	412,618	531,778	469,675
Salt - - - - -	2,541,399	2,595,669	2,577,715	2,536,073	2,588,993
Salted Fish - - - - -	11,016	13,366	13,543	16,920	15,565
<b>GENERAL IMPORT DUTIES :</b>					
Cotton goods - - - - -	384,310	1,183,527	917,815	795,721	846,341
Silver Bullion or Coin - - - - -	348,951	355,868	326,483	433,889	286,760
Sugar - - - - -	140,674	153,096	162,152	246,045	213,222
Other Articles					
Articles of Food and Drink - - - - -	156,166	154,205	140,001	138,215	136,107
Chemicals, Drugs, Medicines, and Narcotics, Dyeing and Tanning Materials - - - - -	91,660	102,109	91,770	105,166	107,373
Metals, and Manufactures of - - - - -	206,723	257,865	202,546	223,206	199,286
Oils - - - - -	5,730	8,691	16,738	24,249	16,271
Articles Manufactured and Unmanufactured - - - - -	587,922	653,162	598,471	534,235	583,044
<b>TOTAL, IMPORT DUTIES - - - - -</b>	<b>5,436,825</b>	<b>6,574,314</b>	<b>6,156,578</b>	<b>6,302,983</b>	<b>6,192,946</b>
<b>EXPORT DUTIES</b>					
Rice, in the husk - - - - -	16,703	15,178	13,641	13,803	13,442
„ not in the husk - - - - -	886,656	913,987	738,834	709,850	993,121
Rice-flour - - - - -	129	59	85	78	88
<b>TOTAL, EXPORT DUTIES - - - - -</b>	<b>903,488</b>	<b>929,224</b>	<b>752,560</b>	<b>723,731</b>	<b>1,006,651</b>
<b>GRAND TOTAL OF CUSTOMS IMPORT AND EXPORT DUTIES - - - - -</b>	<b>6,340,313</b>	<b>7,503,538</b>	<b>6,909,138</b>	<b>7,026,714</b>	<b>7,199,597</b>
<b>COLLECTED AT .</b>					
Calcutta - - - - -	3,428,259	4,032,707	3,769,048	3,689,591	3,783,288
Bombay - - - - -	1,405,331	1,655,130	1,481,854	1,552,545	1,462,776
Rangoon - - - - -	676,863	848,299	707,798	741,895	907,507
Madras - - - - -	264,138	302,500	252,641	282,972	239,325
Karachi - - - - -	163,930	225,244	234,800	275,670	233,724
Other Ports - - - - -	401,792	439,658	462,997	484,041	572,977
	6,340,313	7,503,538	6,909,138	7,026,714	7,199,597
<b>DRAWBACKS and REFUNDS - - - - -</b>	<b>98,247</b>	<b>131,068</b>	<b>132,240</b>	<b>101,960</b>	<b>113,426</b>
<b>IMPORTS .</b>					
Free of Duty - - - - -	32,251,571	9,193,699	13,351,574	12,437,134	11,214,428
Subject to Duty - - - - -	37,915,867	60,122,696	58,563,123	56,982,986	57,165,913
<b>EXPORTS :</b>					
Free of Duty - - - - -	89,950,402	96,007,872	87,933,074	82,080,259	93,536,323
Subject to Duty - - - - -	13,807,036	3,537,289	11,947,586	11,705,842	15,813,954

## No. 21.

## VALUE of REGISTERED IMPORTS into and EXPORTS from BRITISH INDIA, by LAND, distinguishing COUNTRIES, &amp;c.; in TENS of RUPEES.

NOTE.—The figures in *italics* show the amounts of Treasure included in the amounts of Imports and Exports.

COUNTRIES.	IMPORTS.					EXPORTS.				
	1894-5.	1895-6.	1896-7.	1897-8.	1898-9.	1894-5.	1895-6.	1896-7.	1897-8.	1898-9.
Lus Bela - -	44,847	66,848	71,259	96,713	60,759	22,406	23,310	28,604	41,241	26,538
Khelat, Zhob, and Loralai, &c. - } <i>1,324</i>	169,878 <i>1,324</i>	170,064 <i>4,331</i>	163,585 <i>5,614</i>	104,012	81,089	150,441 <i>320</i>	177,055 <i>970</i>	175,294 <i>2,546</i>	82,492	106,156
Kandahar - -	299,090	410,541	418,405	309,299	357,705 <i>27,788</i>	328,172	257,002	227,376	163,785	268,756 <i>4,871</i>
Herat and Ghazni -	—	—	—	—	11,244	—	—	—	—	5,141
Kabul - - -	160,401	165,003	151,539	129,109	217,236	273,965 <i>6,600</i>	326,251 <i>20,018</i>	303,322 <i>13,159</i>	285,623 <i>10,985</i>	312,266 <i>17,661</i>
Tirah and Bajaur -	202,017	143,294	397,551	258,016	326,349	291,873	228,770	475,836	336,306 <i>210</i>	446,672
Kashmir - - -	603,104 <i>89,549</i>	702,904 <i>66,516</i>	759,740 <i>37,458</i>	810,510 <i>40,640</i>	881,453 <i>45,282</i>	734,721 <i>121,780</i>	671,722 <i>31,104</i>	702,842 <i>67,412</i>	644,698 <i>79,871</i>	903,977 <i>180,732</i>
Ladakh - - -	39,318 <i>2,304</i>	43,123 <i>960</i>	57,508 <i>320</i>	52,662	76,016 <i>240</i>	46,124 <i>2,302</i>	43,584 <i>4,226</i>	64,574 <i>6,509</i>	45,635 <i>4,910</i>	45,686 <i>5,760</i>
Nepal - - -	1,841,797 <i>125,144</i>	1,833,696 <i>63,354</i>	1,893,055 <i>403,572</i>	2,056,529 <i>142,335</i>	2,140,981 <i>73,758</i>	1,272,630 <i>41,392</i>	1,362,389 <i>90,255</i>	1,536,752 <i>132,085</i>	1,828,810 <i>337,406</i>	1,606,350 <i>38,035</i>
Sikkim - - -	41,888 <i>322</i>	50,368 <i>436</i>	75,591	49,404	56,864	30,601	43,386 <i>3,124</i>	41,790 <i>2,470</i>	36,496 <i>1,265</i>	42,298 <i>1,251</i>
Bhutan - - -	21,459 <i>21</i>	28,551	14,390 <i>5</i>	14,685 <i>18</i>	16,187	20,241 <i>4</i>	27,397	16,787	15,883	17,883
Thibet - - -	146,006 <i>750</i>	127,945 <i>760</i>	140,456	124,388 <i>1,240</i>	191,478 <i>22,999</i>	72,901 <i>7,656</i>	80,066 <i>11,740</i>	69,406 <i>14,013</i>	100,858 <i>8,281</i>	153,603 <i>20,813</i>
Towang - - -	3,113 <i>16</i>	3,599 <i>100</i>	4,048 <i>64</i>	2,261 <i>50</i>	5,812 <i>62</i>	876	4,684	2,595	2,984	2,417
Duffla, Aka, Naga, Mushmi, &c., Hills } <i>—</i>	7,150 <i>—</i>	5,458 <i>—</i>	8,189	8,227	14,058	5,398 <i>—</i>	14,660 <i>91</i>	5,063 <i>348</i>	2,088 <i>236</i>	1,853 <i>100</i>
Manipur - - -	371	3,630	18,688	7,146	6,631	8,342	5,485	6,754	11,453	47,808 <i>28,160</i>
Hill Tipperah -	34,198	56,192	47,546	45,560	45,624	9,272	16,381	13,671	11,662	13,401
Western China -	229,207 <i>113,701</i>	133,321 <i>46,413</i>	155,010 <i>55,418</i>	147,853 <i>83,418</i>	166,908 <i>75,416</i>	277,430 <i>76,685</i>	151,730 <i>13,658</i>	240,784 <i>10,570</i>	209,085 <i>5,613</i>	199,953 <i>7,906</i>
Shan States - -	585,360 <i>204,306</i>	528,891 <i>179,449</i>	760,792 <i>253,612</i>	839,320 <i>241,336</i>	891,001 <i>243,441</i>	495,152 <i>92,930</i>	544,315 <i>119,673</i>	702,753 <i>161,522</i>	739,616 <i>164,801</i>	786,941 <i>173,320</i>
Karennee - - -	234,299 <i>430</i>	208,060 <i>1,372</i>	197,204 <i>4,573</i>	158,272 <i>4,729</i>	190,214 <i>4,335</i>	74,068 <i>64,218</i>	137,394 <i>108,638</i>	112,833 <i>96,711</i>	109,921 <i>91,436</i>	63,270 <i>48,293</i>
Zimmé - - -	230,726 <i>27,405</i>	204,682 <i>21,682</i>	239,955 <i>59,203</i>	288,802 <i>53,221</i>	275,336 <i>171,621</i>	34,433 <i>9,211</i>	33,561 <i>7,950</i>	149,830 <i>92,940</i>	139,304 <i>87,223</i>	169,996 <i>82,803</i>
Siam - - -	37,309 <i>6,249</i>	88,116 <i>6,641</i>	63,016 <i>23,163</i>	131,832 <i>44,936</i>	79,998 <i>26,372</i>	105,152 <i>71,602</i>	81,155 <i>49,753</i>	60,205 <i>26,980</i>	112,757 <i>55,871</i>	68,755 <i>39,517</i>
TOTAL - - -	4,931,538	4,974,286	5,637,527	5,634,601	6,092,943	4,254,198	4,230,297	4,937,071	4,931,697	5,289,725
Provinces with which trade is carried on :										
Sind and British Baluchistan - } <i>447,659</i>	447,659	583,627	586,630	521,833	513,349	430,230	381,726	347,835	290,649	409,468
Punjab - - -	1,083,261	1,131,909	1,446,895	1,249,571	1,508,581	1,420,889	1,349,710	1,633,307	1,312,758	1,711,196
N.W. Provinces and Oudh - } <i>584,811</i>	584,811	649,248	515,716	653,933	764,603	421,396	360,107	354,293	411,636	460,777
Bengal - - -	1,447,677	1,361,990	1,591,419	1,571,127	1,625,216	965,214	1,135,598	1,304,809	1,564,647	1,350,706
Assam - - -	51,230	84,444	80,890	67,060	77,737	30,233	55,000	30,423	30,324	68,662
Burma - - -	1,316,900	1,163,068	1,415,977	1,566,077	1,603,457	986,236	948,156	1,266,404	1,321,683	1,288,916
TOTAL - - -	4,931,538	4,974,286	5,637,527	5,634,601	6,092,943	4,254,198	4,230,297	4,937,071	4,931,697	5,289,725



## No. 22.

VESSELS ENTERED and CLEARED, distinguishing STEAMERS and SAILING VESSELS, and STEAMERS which proceeded via SUEZ CANAL.

	1894-5		1895-6		1896-7		1897-8		1898-9	
	No.	TONNAGE	No.	TONNAGE	No.	TONNAGE	No.	TONNAGE	No.	TONNAGE
ENTERED.										
STEAM										
Via Suez Canal -	811	1,834,009	725	1,698,707	643	1,554,653	578	1,454,321	662	1,628,559
" other Routes	1,389	1,611,082	1,481	1,806,614	1,471	1,796,671	1,501	1,842,142	1,835	2,449,519
	2,200	3,445,091	2,206	3,505,321	2,114	3,351,324	2,079	3,296,463	2,497	4,078,078
SAILING - -	3,109	711,295	3,020	622,718	2,892	532,665	2,896	621,298	2,418	505,108
TOTAL - -	5,309	4,156,386	5,226	4,128,039	5,006	3,883,989	4,975	3,917,761	4,915	4,583,186
CLEARED.										
STEAM										
Via Suez Canal -	903	1,980,900	893	2,025,408	787	1,823,784	758	1,790,223	1,004	2,341,220
" other Routes	1,269	1,386,498	1,297	1,449,521	1,289	1,454,877	1,308	1,474,706	1,439	1,671,442
	2,172	3,367,398	2,190	3,474,929	2,076	3,278,661	2,066	3,264,929	2,443	4,012,662
SAILING - -	3,096	732,038	2,881	623,632	2,858	535,935	2,718	601,940	2,328	519,798
TOTAL - -	5,268	4,099,436	5,071	4,098,561	4,934	3,814,596	4,784	3,866,869	4,771	4,532,460

## No. 23.

VESSELS ENTERED and CLEARED, distinguishing STEAMERS and SAILING VESSELS with CARGOES and in BALLAST.

	1894-5.		1895-6.		1896-7.		1897-8.		1898-9.	
	No.	TONNAGE	No.	TONNAGE	No.	TONNAGE	No.	TONNAGE	No.	TONNAGE
ENTERED										
WITH CARGOES										
Steam - -	1,819	2,911,794	1,835	2,949,232	1,775	2,877,982	1,704	2,732,192	1,849	2,991,245
Sailing - -	1,966	401,363	2,021	362,029	1,890	299,020	1,929	371,147	1,659	312,382
	3,785	3,313,157	3,856	3,311,261	3,665	3,177,002	3,633	3,103,339	3,508	3,303,627
IN BALLAST										
Steam - -	381	533,297	371	556,089	339	473,342	375	564,271	648	1,086,833
Sailing - -	1,143	309,932	999	260,689	1,002	233,645	967	250,151	759	192,726
	1,524	843,229	1,370	816,778	1,341	706,987	1,342	814,422	1,407	1,279,559
TOTAL - -	5,309	4,156,386	5,226	4,128,039	5,006	3,883,989	4,975	3,917,761	4,915	4,583,186
CLEARED.										
WITH CARGOES										
Steam - -	2,066	3,247,475	2,066	3,341,190	1,926	3,078,441	1,930	3,084,910	2,337	3,938,474
Sailing - -	2,566	654,055	2,457	547,271	2,363	456,364	2,236	517,461	2,025	466,487
	4,632	3,901,530	4,523	3,888,461	4,289	3,534,805	4,166	3,602,371	4,362	4,404,961
IN BALLAST :										
Steam - -	106	119,923	124	133,739	150	200,220	136	180,019	106	74,188
Sailing - -	530	77,983	424	76,361	495	79,571	482	84,479	303	53,311
	636	197,906	548	210,100	645	279,791	618	264,498	409	127,499
TOTAL - -	5,268	4,099,436	5,071	4,098,561	4,934	3,814,596	4,784	3,866,869	4,771	4,532,460

## No. 24.

## VESSELS ENTERED, distinguishing COUNTRIES.

COUNTRIES.	1894-5		1895-6.		1896-7		1897-8.		1898-9	
	No	TONNAGE	No.	TONNAGE	No.	TONNAGE	No.	TONNAGE.	No.	TONNAGE
ENTERED.										
UNITED KINGDOM	698	1,604,089	595	1,412,425	481	1,191,295	450	1,159,730	452	1,164,339
BRITISH POSSESSIONS										
Aden - - -	81	146,089	70	137,186	48	108,052	49	108,150	81	163,614
Ceylon - - -	2,701	638,223	2,586	646,015	2,746	745,641	2,624	806,429	2,343	856,349
China, Hong Kong	61	98,636	68	113,719	77	136,087	82	149,707	93	171,277
Straits Settlements	258	385,034	332	470,562	293	396,408	289	382,882	349	508,988
Cape Colony -	50	53,268	39	44,841	39	42,317	42	56,148	46	65,236
Mauritius - -	93	126,243	79	124,120	63	106,994	66	95,668	73	113,112
Natal - - -	35	35,477	34	34,927	39	29,847	31	36,772	62	94,217
Australia - -	30	55,742	27	52,397	34	65,077	25	52,024	22	46,360
Other Countries -	3	3,955	2	4,322	2	1,928	1	1,654	1	1,541
	3,312	1,542,667	3,237	1,628,089	3,341	1,632,351	3,209	1,689,434	3,070	2,020,694
FOREIGN COUNTRIES.										
Austria-Hungary	26	60,049	28	64,591	35	85,238	33	77,637	39	88,955
Belgium - - -	7	12,086	12	20,516	8	19,583	5	11,533	2	6,380
France - - -	5	9,629	10	23,347	17	39,825	9	22,109	19	45,079
Germany - - -	96	172,245	91	167,211	77	150,783	74	149,052	66	139,316
Holland - - -	0	0	0	0	0	0	1	1,620	0	0
Italy - - -	19	45,455	17	42,978	15	32,255	13	33,905	30	66,689
Portugal - - -	0	0	1	3,588	0	0	0	0	0	0
Russia - - -	32	64,763	48	101,545	49	109,266	53	109,961	58	123,084
Turkey in Europe	1	1,529	0	0	0	0	0	0	1	1,546
Arabia - - -	252	76,483	253	86,376	199	63,360	273	59,293	333	80,356
China, Treaty Ports	26	49,952	29	61,732	25	54,301	23	50,089	26	66,941
Japan - - -	25	56,893	37	82,854	46	102,063	46	102,305	69	169,776
Java - - -	22	36,194	5	10,296	10	19,188	20	30,721	7	11,984
Maldiv Islands -	15	1,910	15	2,280	10	1,399	6	786	6	832
Mekran and Sonmani	218	10,894	242	13,622	191	11,488	195	9,503	190	10,860
Persia - - -	114	70,343	116	66,793	136	79,637	125	80,843	139	86,509
Siam - - -	38	14,179	50	16,356	46	9,575	48	12,029	28	4,426
Sumatra - - -	1	297	2	2,974	3	3,123	18	18,447	11	13,230
Turkey in Asia -	175	50,431	201	46,434	113	42,840	173	35,197	91	37,122
Abyssinia - - -	3	3,527	2	2,731	0	0	2	3,521	12	19,890
Egypt - - -	24	47,605	8	16,205	11	22,779	8	14,729	65	120,396
Madagascar - -	9	2,639	16	25,644	9	2,701	12	5,050	7	7,578
Mozambique - -	23	8,827	18	9,694	26	18,231	18	11,039	12	10,026
Réunion - - -	5	5,764	5	7,514	5	4,019	1	859	12	18,915
Zanzibar - - -	48	42,607	86	60,423	60	48,616	57	51,829	53	74,808
America, South and Central	43	47,029	36	41,231	4	2,931	3	2,929	4	3,796
United States -	42	79,099	34	65,152	41	80,093	47	92,076	37	72,292
Other Countries -	30	39,201	32	45,438	48	58,049	53	81,535	76	117,367
	1,299	1,009,630	1,394	1,087,525	1,184	1,060,343	1,316	1,068,597	1,393	1,398,153
TOTAL	5,309	4,156,386	5,226	4,128,039	5,006	3,883,989	4,975	3,917,761	4,915	4,583,186

## VESSELS CLEARED, distinguishing COUNTRIES

COUNTRIES	1894-5.		1895-6.		1896-7		1897 8.		1898 9	
	No	TONNAGE	No	TONNAGE	No	TONNAGE	No	TONNAGE	No	TONNAGE
CLEARED.										
UNITED KINGDOM }	529	1,180,553	518	1,254,805	471	1,115,415	470	1,123,526	521	1,260,304
BRITISH POSSESSIONS										
Gibraltar - - -	2	1,249	1	608	1	615	5	3,191	0	0
Malta - - - - -	7	13,193	0	0	0	0	0	0	0	0
Aden - - - - -	41	64,609	41	71,512	33	69,113	40	76,097	44	78,911
Ceylon - - - - -	2,722	558,320	2,539	496,085	2,750	570,473	2,550	647,116	2,179	593,375
China, Hong Kong	59	95,978	77	135,543	82	150,041	83	153,957	79	152,145
Straits Settlements	239	328,147	296	379,555	255	308,358	282	356,205	301	399,943
Cape Colony - -	9	9,929	10	11,230	7	7,240	4	4,303	3	3,121
Mauritius - - -	56	67,438	61	91,985	32	42,722	27	35,393	40	49,982
Natal - - - - -	19	12,066	17	12,308	35	24,776	13	12,868	11	11,207
Demerara - - -	15	21,853	8	9,146	8	9,213	6	6,355	6	8,445
West Indies - -	14	17,514	10	11,991	10	11,435	5	7,537	7	8,775
Australia - - -	21	32,083	24	46,733	21	37,465	17	27,838	20	37,987
Other Countries -	4	8,050	2	3,196	3	4,800	1	1,544	0	0
	3,208	1,230,429	3,086	1,269,892	3,237	1,236,281	3,033	1,332,404	2,690	1,343,891
FOREIGN COUNTRIES.										
Austria-Hungary	36	79,857	29	68,874	29	65,184	41	96,632	41	98,659
Belgium - - - -	44	101,733	34	82,621	17	51,641	35	81,750	65	157,880
France - - - - -	121	259,916	98	217,375	83	183,130	70	160,483	115	247,023
Germany - - - -	112	220,074	98	189,247	90	190,803	103	208,833	124	271,106
Holland - - - -	23	54,038	9	19,779	6	15,473	2	6,209	8	16,295
Italy - - - - -	24	55,980	34	75,567	29	61,952	25	59,538	42	94,412
Portugal - - - -	5	3,323	3	2,340	0	0	5	2,985	8	5,253
Russia - - - - -	1	2,781	1	2,254	10	25,434	4	9,238	3	3,873
Spain - - - - -	6	9,273	4	7,425	2	3,730	4	8,714	2	3,171
Turkey in Europe	0	0	0	0	2	4,979	0	0	0	0
Arabia - - - - -	222	80,467	209	80,840	150	65,888	195	50,702	251	92,904
China, Treaty Ports	55	119,975	32	70,906	31	66,887	26	59,999	24	64,683
Japan - - - - -	20	44,211	17	41,093	26	62,830	29	66,197	56	127,261
Java - - - - -	8	17,837	9	16,631	19	37,806	5	9,561	1	2,175
Maldiv Islands -	23	2,496	14	1,737	14	1,894	7	989	9	1,252
Mekian and Sonnam -	171	10,100	203	14,000	156	9,913	166	9,082	168	9,620
Persia - - - - -	113	69,348	126	85,053	104	74,950	112	64,634	168	78,724
Siam - - - - -	23	2,694	28	2,996	21	2,120	20	6,224	18	1,755
Sumatra - - - -	2	594	0	0	0	0	2	1,988	3	4,242
Turkey in Asia -	76	33,819	55	48,873	50	30,208	47	15,880	21	7,841
Abyssinia - - -	3	5,958	3	4,456	3	4,741	9	15,458	9	15,458
Egypt - - - - -	142	257,765	159	302,129	154	299,913	111	218,233	184	349,390
Madagascar - -	9	734	17	3,402	23	3,255	17	1,804	9	1,019
Mozambique - - -	35	5,568	37	9,776	27	12,024	27	8,057	27	10,321
Réunion - - - -	3	2,997	3	4,576	2	2,371	1	327	5	5,309
Zanzibar - - - -	90	34,152	82	46,149	65	46,867	76	60,547	106	93,146
America, South and Central	84	90,244	56	62,510	63	66,418	70	83,391	43	46,883
United States - -	58	112,451	45	88,214	29	59,712	43	96,020	42	90,825
West Indies - -	0	0	3	2,839	0	0	0	0	2	1,852
Other Countries -	22	10,069	29	22,202	21	12,441	29	7,164	66	26,914
	1,531	1,688,454	1,437	1,573,864	1,226	1,462,900	1,281	1,410,939	1,560	1,928,165
TOTAL - - - - -	5,268	4,099,436	5,071	4,098,561	4,934	3,814,596	4,784	3,866,869	4,771	4,532,460

## No. 26.

## VESSELS ENTERED and CLEARED, distinguishing NATIONALITIES

NATIONALITIES	1894-5.		1895-6.		1896-7.		1897-8.		1898-9	
	No.	TONNAGE	No.	TONNAGE	No.	TONNAGE	No.	TONNAGE	No.	TONNAGE
ENTERED.										
BRITISH	2,209	3,406,546	2,115	3,314,415	1,989	3,086,971	1,984	3,127,061	2,365	3,770,391
BRITISH INDIAN	997	145,711	868	131,049	921	138,101	946	142,882	775	108,641
NATIVE	1,485	78,896	1,550	80,968	1,546	77,192	1,419	75,772	1,181	66,305
FOREIGN										
Austro - Hun- garian	52	107,770	54	113,347	62	133,382	60	127,283	51	119,781
Danish	2	1,081	3	2,183	9	5,368	4	2,435	5	3,085
Dutch	2	2,852	3	4,784	0	0	11	8,131	13	14,904
French	45	40,174	65	79,285	58	79,677	50	60,741	77	90,315
German	124	187,624	141	224,007	123	217,244	123	198,815	112	215,217
Italian	31	60,937	29	57,245	28	48,150	25	51,788	29	58,398
Norwegian	47	50,201	45	46,501	42	38,037	56	53,194	49	45,806
Portuguese	31	856	35	1,441	18	694	10	465	7	330
Russian	4	10,020	4	8,102	2	2,182	1	938	2	1,953
Swedish	3	1,985	4	3,650	10	8,260	5	3,673	4	2,775
Turkish	17	10,167	13	2,890	9	1,539	1	698	9	2,545
Arabian	238	31,680	273	37,241	165	24,090	262	32,222	196	26,751
Japanese	5	9,488	8	15,810	10	21,208	14	28,508	21	50,509
Mekranese	5	453	7	350	11	662	2	125	13	456
American	7	8,606	4	4,080	1	1,172	2	3,030	2	2,066
Others	5	1,339	5	691	2	60	0	0	4	2,958
	618	525,233	693	601,607	550	581,725	626	572,046	594	637,849
TOTAL	5,300	4,156,386	5,226	4,128,039	5,006	3,883,989	4,975	3,917,761	4,915	4,583,186
CLEARED.										
BRITISH	2,208	3,378,303	2,128	3,323,827	1,980	3,078,271	1,964	3,087,527	2,317	3,697,915
BRITISH INDIAN	996	142,481	884	130,804	926	137,856	923	138,500	762	108,062
NATIVE	1,500	77,892	1,454	75,837	1,544	77,123	1,332	74,919	1,121	66,728
FOREIGN										
Austro - Hun- garian	53	110,260	60	124,011	50	106,347	64	138,203	62	144,624
Danish	2	1,081	1	610	11	6,939	1	842	7	4,066
Dutch	2	2,852	2	2,604	1	2,180	10	7,854	13	15,235
French	44	41,308	67	83,203	58	76,722	47	59,672	74	91,772
German	114	174,830	129	199,746	113	193,970	121	192,678	117	225,096
Italian	30	58,581	30	58,083	26	48,705	28	55,604	29	58,438
Norwegian	44	44,742	43	46,574	38	37,511	61	56,243	45	43,555
Portuguese	10	889	8	872	4	338	1	28	2	274
Russian	4	10,020	3	5,226	2	3,867	2	2,039	1	1,015
Swedish	3	2,124	5	4,335	9	7,795	5	3,673	4	2,775
Turkish	16	9,394	16	4,888	2	1,759	2	1,759	2	1,759
Arabian	224	30,372	225	31,817	150	22,116	210	25,716	183	25,796
Japanese	5	9,186	0	0	4	9,235	9	18,443	17	40,312
Mekranese	5	443	9	701	12	770	1	78	12	441
American	3	3,550	5	4,210	1	978	1	1,858	1	1,320
Others	5	1,128	2	1,213	2	2,089	2	1,233	2	3,277
	564	500,760	605	568,093	484	521,341	565	565,923	571	659,755
TOTAL	5,268	4,099,436	5,071	4,098,561	4,934	3,814,596	4,784	3,866,869	4,771	4,532,460

## No. 27.

## VESSELS BUILT at INDIAN PORTS

	1894-5.		1895-6.		1896-7.		1897-8.		1898 9.	
	No	TONNAGE	No	TONNAGE	No	TONNAGE	No	TONNAGE	No.	TONNAGE
BENGAL										
Calcutta, Steam	-	-	-	-	-	-	-	-	2	360
Chittagong Sailing	6	1,073	1	59	9	761	3	163	3	175
BOMBAY and SIND										
Bombay Steam	2	22	2	40	5	99	1	22	3	93
Bombay Sailing	2	39	3	178	5	309	11	597	16	1,227
Karachi "	6	271	10	236	12	529	10	443	9	581
Other Ports "	30	708	49	1,166	23	522	10	257	9	215
MADRAS										
Various Ports Sailing	13	263	18	362	16	332	20	375	12	231
BURMA										
Rangoon Steam	-	-	-	-	-	-	-	-	1	45
Rangoon Sailing	1	93	-	-	-	-	-	-	1	18
Moulmein Steam	-	-	1	52	1	39	-	-	-	-
Moulmein Sailing	3	179	-	-	2	125	-	-	-	-
Tavoy "	3	138	2	59	4	202	2	82	7	104
Mergui "	2	25	4	60	4	57	6	94	4	60
TOTAL	68	2,811	90	2,212	81	2,975	63	2,033	67	3,409

## No. 28.

## VESSELS FIRST REGISTERED at INDIAN PORTS

	1894-5.		1895-6.		1896-7.		1897-8.		1898 9.	
	No	TONNAGE	No	TONNAGE	No	TONNAGE	No	TONNAGE	No	TONNAGE
Under the English Merchant Shipping Act.										
Bengal Steam	-	-	2	371	2	382	1	89	2	360
Bengal Sailing	-	-	-	-	-	-	-	-	1	834
Bombay Steam	-	-	4	4,162	2	2,158	2	3,521	3	2,382
Bombay Sailing	1	473	2	29	-	-	-	-	2	28
Burma Steam	-	-	2	87	1	39	1	11	1	45
Burma Sailing	-	-	1	93	-	-	-	-	1	18
	1	473	11	4,742	5	2,579	4	3,621	10	3,667
Under the Indian Merchant Shipping Acts										
Bengal Sailing	-	-	-	-	1	18	1	22	3	160
Bombay and Sind Steam	2	22	1	20	2	27	1	22	4	109
Bombay and Sind Sailing	78	3,232	104	3,125	52	1,714	40	2,387	64	3,014
Madras Sailing	18	408	25	522	16	332	19	357	13	254
Burma : Sailing	8	342	8	164	10	442	9	308	11	464
	106	4,004	138	3,831	81	2,533	70	3,096	95	4,001
TOTAL	107	4,477	149	8,573	86	5,112	74	6,717	105	7,668

## No. 29.

## COASTING TRADE—Value of the Total Trade.

		1894-95.	1895-96	1896-97.	1897-98.	1898-99.
<b>IMPORTS.</b>						
Private Merchandise	{ Country	27,462,177	31,092,917	27,412,801	30,015,652	28,684,900
	{ Foreign	6,101,925	6,355,235	5,262,084	5,372,080	5,336,174
Government Stores	{ Country	300,057	385,099	350,538	404,226	352,923
	{ Foreign	264,768	511,811	315,257	331,996	336,627
Total Merchandise		34,136,957	38,345,062	33,340,680	36,123,954	34,710,624
Treasure		2,953,403	1,991,045	1,978,564	2,237,461	1,723,343
Total Imports		37,090,360	40,326,107	35,319,244	38,361,415	36,433,967
<b>EXPORTS.</b>						
Private Merchandise	{ Country	25,027,220	26,229,816	25,215,226	29,150,764	24,761,041
	{ Foreign	7,541,147	7,849,728	6,688,431	7,113,212	6,677,505
Government Stores	{ Country	476,294	441,883	360,215	416,241	331,597
	{ Foreign	323,950	411,068	259,034	308,961	313,772
Total Merchandise		33,368,611	34,932,495	32,522,906	37,079,178	32,083,915
Treasure		3,121,838	2,707,760	2,423,709	2,418,652	2,319,036
Total Exports		36,490,449	37,640,255	34,946,615	39,497,830	34,402,951
TOTAL TRADE		73,580,809	77,966,362	70,265,859	77,859,245	70,836,918

## No. 30

## TOTAL VALUE OF PRIVATE MERCHANDISE (Country and Foreign) and TREASURE IMPORTED into and EXPORTED from INDIAN PORTS (British and Foreign) in the several PRESIDENCIES and PROVINCES.

Presidencies and Provinces.	IMPORTS				EXPORTS				
	Merchandise			Treasure	Merchandise			Treasure	
	Country	Foreign.	Total		Country	Foreign.	Total.		
Bengal	1894-95	5,531,508	773,398	6,304,906	240,192	5,446,702	1,454,290	6,900,992	1,378,121
	1895-96	5,576,003	881,296	6,457,299	250,388	6,307,407	1,439,521	7,746,928	938,944
	1896-97	6,308,789	816,845	7,125,634	218,460	5,622,952	1,337,356	6,960,308	1,133,396
	1897-98	7,292,856	831,412	8,124,269	538,347	6,631,623	1,409,167	8,040,791	1,270,963
	1898-99	4,860,177	1,106,916	5,967,093	242,363	6,209,119	1,266,975	7,476,094	843,551
Bombay	1894-95	12,728,908	600,597	13,389,505	268,779	9,422,121	5,017,168	14,439,289	435,757
	1895-96	14,912,564	747,537	15,660,101	182,059	9,653,152	5,270,243	14,923,394	733,271
	1896-97	11,660,333	560,899	12,221,232	221,676	8,253,897	4,320,551	12,574,448	498,390
	1897-98	12,131,453	630,633	12,762,086	259,278	8,473,451	4,610,375	13,083,826	431,616
	1898-99	12,182,145	531,127	12,713,272	75,149	8,403,583	4,326,930	12,730,513	646,962
Sind	1894-95	1,202,944	1,693,159	2,896,103	66,791	1,572,769	181,448	1,754,217	28,720
	1895-96	1,255,898	1,795,463	3,051,361	184,098	1,994,662	197,936	2,102,598	630
	1896-97	1,069,439	1,449,478	2,518,917	99,054	1,744,398	165,652	1,910,050	6,585
	1897-98	1,139,744	1,620,996	2,760,740	78,827	2,491,478	165,118	2,656,595	7,973
	1898-99	1,171,416	1,513,064	2,684,480	448,634	1,163,437	165,908	1,329,345	5,504
Madras	1894-95	4,372,036	1,752,016	6,124,052	202,182	5,341,896	278,787	5,620,682	125,942
	1895-96	5,172,601	1,601,199	6,773,800	93,331	5,489,151	270,960	5,760,111	52,105
	1896-97	4,179,027	1,286,471	5,465,498	117,633	5,023,657	240,132	5,263,790	101,380
	1897-98	4,835,330	1,183,163	6,018,492	91,571	4,817,536	250,743	5,068,279	61,717
	1898-99	5,409,105	1,091,260	6,500,365	84,626	4,931,242	227,221	5,158,463	62,460
Burma	1894-95	3,626,781	1,230,755	4,857,536	1,285,375	3,243,732	609,454	3,853,187	144,716
	1895-96	4,175,851	1,329,740	5,505,591	579,580	2,875,444	671,068	3,546,513	62,736
	1896-97	4,195,213	1,148,391	5,343,604	1,068,965	4,570,322	624,740	5,195,061	166,899
	1897-98	4,616,269	1,105,876	5,722,145	1,025,249	6,736,676	677,808	7,414,484	441,990
	1898-99	5,062,057	1,093,507	6,155,864	726,325	4,053,660	690,472	4,744,132	123,385
TOTAL	1894-95	27,462,177	6,109,925	33,572,102	2,063,319	25,027,220	7,541,147	32,568,367	2,113,256
	1895-96	31,092,917	6,355,235	37,448,152	1,289,456	26,229,816	7,849,728	34,079,544	1,787,686
	1896-97	27,412,801	5,262,084	32,674,885	1,725,788	25,215,226	6,688,431	31,903,657	1,896,640
	1897-98	30,015,652	5,372,080	35,387,732	1,993,272	29,150,764	7,113,211	36,263,975	2,214,259
	1898-99	28,684,900	5,336,174	34,021,074	1,577,097	24,761,041	6,577,505	31,438,547	1,681,862

## No. 31.

## COASTING SHIPPING

VESSELS ENTERED (with Cargoes and in Ballast).

YEAR	STEAMERS		SAILING VESSELS		TOTAL	
	No	Tons	No	Tons	No	Tons
1894-95 - - -	9,673	10,203,705	153,617	2,746,883	163,320	12,950,588
1895-96 - - -	9,829	10,581,291	163,151	2,947,375	172,980	13,528,666
1896-97 - - -	9,755	10,168,132	141,623	2,557,014	151,378	12,725,146
1897-98 - - -	9,200	9,809,651	135,114	2,430,896	144,314	12,240,547
1898-99 - - -	9,232	10,303,068	147,396	2,516,499	156,628	12,819,567
VESSELS CLEARED (with Cargo and in Ballast)						
1894-95 - - -	9,697	10,242,794	147,077	2,744,134	156,774	12,986,928
1895-96 - - -	9,772	10,479,985	154,534	2,876,099	164,306	13,356,084
1896-97 - - -	9,812	10,248,022	132,204	2,490,794	142,016	12,738,816
1897-98 - - -	9,219	9,790,111	126,252	2,388,521	135,471	12,184,632
1898-99 - - -	9,271	10,444,954	135,595	2,469,226	144,866	12,914,180

## No. 32.

## TRADE of ADEN

	1894-5.	1895-6.	1896-7.	1897-8.	1898-9.
<b>FOREIGN TRADE</b>					
Imports					
Merchandise - - - - -	2,551,966	2,852,233	3,015,704	2,481,887	2,477,250
Treasure - - - - -	561,279	611,627	730,737	369,306	361,212
Exports					
Merchandise - - - - -	2,910,093	3,314,440	3,148,391	3,015,910	3,073,026
Treasure - - - - -	443,005	711,117	544,854	329,118	206,506
TOTAL - - - - -	6,466,943	7,489,417	7,439,686	6,196,221	6,117,994
<b>INDIAN TRADE</b>					
IMPORTS					
Merchandise - - - - -	1,226,361	1,081,780	1,087,387	1,185,111	1,467,940
Treasure - - - - -	41,466	128,233	84,816	64,943	50,300
EXPORTS					
Merchandise - - - - -	148,901	100,480	111,935	118,534	93,916
Treasure - - - - -	192,265	42,145	114,256	140,266	312,661
TOTAL - - - - -	1,611,993	1,352,638	1,308,394	1,508,854	1,924,817
<b>INLAND TRADE.</b>					
Imports					
Merchandise - - - - -	363,275	393,989	302,771	331,048	270,101
Treasure - - - - -	4,814	4,975	6,075	6,592	4,401
Exports					
Merchandise - - - - -	188,358	187,548	208,412	127,243	165,124
Treasure - - - - -	44,840	38,963	26,646	18,435	16,510
TOTAL - - - - -	601,287	625,475	543,904	483,318	456,166
GRAND TOTAL - - - - -	8,680,223	9,467,530	9,381,994	8,188,393	8,498,977

**Challenger, H.M.S.** A Report on the Scientific Results of the voyage of, during the years 1873-1876, under the command of Captain G. S. Nares, R.N., and Captain F. Turle Thomson, R.N. Prepared under the superintendence of the late Sir C. Wyville Thomson, Knt, F.R.S., and now of Sir John Murray, K.C.B. Fifty Volumes  
Price 101/ 15s.

**Record Office Publications:—**

- I. CALENDARS.** Imp. 8vo. Cloth. Price 15s per vol. :—  
**CLOSE ROLLS.** Edward III. Vol. III. A.D. 1333-1337  
**FEUDAL AIDS.** Inquisitions and Assessments relating to, with other analogous documents. A.D. 1284-1431. Vol. I.  
**DOMESTIC.** Charles II. Vol. XIII. May 18th to September 20th, 1672.  
**FRANCE** Documents in, illustrative of the History of Great Britain and Ireland. Vol. I. A.D. 918-1206. Price 18s.  
**II. LISTS AND INDEXES.** No. X List of Charitable Uses. Proceedings of Commissioner for. Price 15s.  
**III. PRIVY COUNCIL OF ENGLAND. ACTS OF THE.** New series. Edited by J. R. Dasent, M.A. Vol. XV. A.D. 1587-1588. Vol. XVI. 1588. Vol. XVII. 1588-1589. Vol. XVIII. 1589-1590. Price 10s. each.  
**IV. CHRONICLES OF ENGLAND.—Royal 8vo.** Half bound. Price 10s. per vol. :—  
**THE RED BOOK OF THE EXCHEQUER.** Parts I., II., and III. Edited by Hubert Hall, F.S.A.  
**VI. SCOTTISH —**  
**EXCHEQUER ROLLS OF SCOTLAND.** Vol. XIX. A.D. 1557-1561. Price 10s.  
**STATE PAPERS RELATING TO SCOTLAND AND MARY QUEEN OF SCOTS.** 1547-1603. Vol. I. A.D. 1547-1563. Price 15s.  
**VII. IRISH :—**  
**ULSTER.** Annals of. Vol. III. A.D. 1379-1541. 640 pp. Price 10s

**Military:—**

- AFRICA BRITISH CENTRAL PROTECTORATE.** Précis of information concerning. Price 3s. 6d.  
**ARMY.** Pay, Appointment, Promotion, and Non-effective Pay of the. Royal Warrant for. 1899. Price 1s.  
**ARTIFICERS. MILITARY.** Handbook for. Price 1s  
**FIELD SERVICE MANUAL. CAVALRY.** 1899. Price 4d.  
**Do. MOUNTED INFANTRY.** 1899. Price 3d  
**FINANCIAL INSTRUCTIONS IN RELATION TO ARMY ACCOUNTS.** Price 6d.  
**LAW MILITARY.** Manual of 1899. Price 2s.  
**NILE, AND COUNTRY BETWEEN DONGOLA, SUAKIM, KASSALA, AND OMDURMAN.** Report on the. Price 4s. 6d.  
**RHODESIA. SOUTHERN.** Précis of information concerning. By Major C. T. Dawkins, C.M.G. Jan. 1899. Price 2s.  
**SUDAN.** Handbook of the. Part I, Geographical. Part II, Historical. Price 2s  
**Do. Supplement to.** July 1889. Price 2s. 6d.

**Naval:—**

- TIDE TABLES** for British and Irish Ports, for 1900. Price 2s

**Geological:**

- DORCHESTER.** Country around. Geology of. By Clement Reid. Price 1s.  
**SUSSEX.** Water Supply of, from underground sources. By W. Whitaker and Clement Reid. Price 3s.

**Local Government Board:**

- GENERAL SANITARY CIRCUMSTANCES AND ADMINISTRATION OF THE CHAILEY RURAL DISTRICT.** Report on. Price 3d  
**FEVER IN THE VILLAGE OF SOUTH WITHAM IN THE GRANTHAM RURAL DISTRICT.** Outbreak of. Report on. Price 6d.  
**BOARDING-OUT OF PAUPER CHILDREN 1898-99** Report of Miss H. Mason and of Miss F. M. Chapman. Each 2d.

**Emigrants' Information Office, 31, Broadway, Westminster, S.W., viz. —**

- COLONIES, HANDBOOKS FOR.** April 1899. 8vo. Wrapper.  
 No. 1. Canada. 2. New South Wales. 3. Victoria. 4. South Australia. 5. Queensland. 6. Western Australia. 7. Tasmania. 8. New Zealand. 9. Cape Colony. 10. Natal. Price 1d. each.  
 No. 11. Professional Handbook dealing with Professions in the Colonies. 12. Emigration Statutes and General Handbook. Price 3d. each.  
 No. 13. (viz, Nos. 1 to 12 in cloth). Price 2s.  
**CONSULAR REPORTS, SUMMARY OF.** America, North and South. June 1899. Price 2d.  
**INTENDING EMIGRANTS, INFORMATION FOR.—** Argentine Republic, price 2d. California, price 1d. Ceylon, price 1d. Maryland, price 1d. Newfoundland, May 1897, price 1d. South African Republic, price 3d. West Indies, price 6d.

**Foreign Office:—**

- AFRICA BY TREATY.** The map of. By Sir Edward Hertslet, K.C.B. Three vols. Price 31s 6d  
**COMMERCIAL TREATIES.** (Hertslet's) A complete collection of Treaties &c, &c, between Great Britain and Foreign Powers so far as they relate to Commerce and Navigation, &c., &c. By Sir Edward Hertslet, K.C.B., &c., &c. Vols. I. to XX. Price 15s. each.  
**STATE PAPERS.** British and Foreign. Vol. 80. General Index (chronologically and alphabetically arranged) to Vols. 65 to 79. (1873 to 1888) Vol. 81. 1888-1889. Vol. 82. 1889-1890. Vol. 83. 1890-1891. Vol. 84. 1891-1892. Vol. 85. 1892-93. Vol. 86. 1893-94. Price 10s. each.

**Board of Trade Journal,** of Tariff and Trade Notices and Miscellaneous Commercial Information. Published on the 15th of each Month. Price 6d. Index to Vols. 1 to 14. July 1886 to June 1893. And to Vols. XV. to XX. July 1893 to June 1896. Price 1s. 6d.

**Kew, Royal Botanic Gardens:—**Bulletins of Miscellaneous Information. Volume for 1898. Price 3s  
 Monthly parts, 1898, price 4d.



# REVIEW AND TABLES

RELATING TO THE

# TRADE OF BRITISH INDIA,

1894-95 TO 1898-99.

---

Presented to both Houses of Parliament by Command of Her Majesty.

---



LONDON:  
PRINTED FOR HER MAJESTY'S STATIONERY OFFICE,  
BY WYMAN AND SONS, LIMITED, FETTER LANE, E.C.

And to be purchased, either directly or through any Bookseller, from  
EYRE AND SPOTTISWOODE, EAST HARDING STREET, FLEET STREET, E.C. and  
32, ABINGDON STREET, WESTMINSTER, S.W.; or  
JOHN MENZIES & Co., 12, HANOVER STREET, EDINBURGH, and  
90, WEST NILE STREET, GLASGOW; or  
HODGES, FIGGIS, & Co., LIMITED, 104, GRAFTON STREET, DUBLIN.

1900.

[Cd—26.] *Price 1s. 6d.*

# TABLES

RELATING TO THE

# TRADE OF BRITISH INDIA

WITH

BRITISH POSSESSIONS AND FOREIGN COUNTRIES,

1895-96 TO 1899-1900.

---

Presented to both Houses of Parliament by Command of His Majesty.

---



LONDON:

PRINTED FOR HIS MAJESTY'S STATIONERY OFFICE,  
BY WYMAN AND SONS, LIMITED, FETTER LANE, E.C.

And to be purchased, either directly or through any Bookseller, from  
EYRE AND SPOTTISWOODE, EAST  
32, ABINGDON STREET, LONDON, W.; or  
JOHN MENZIES & Co.,  
90, WEST NILE STREET, GLASGOW; or  
HODGES, FIGGIS & Co., LIMITED, 104, GRAFTON STREET, DUBLIN.

P S KING & SON  
Parliamentary Booksellers  
& Bookbinders  
Great Smith Street Westminster

1901.

[Cd. 485.] Price 1s.

# SALE OF GOVERNMENT PUBLICATIONS.

The under-mentioned Firms have been appointed sole Agents for the sale of Government Publications, including Parliamentary Reports and Papers, Acts of Parliament, Record Office Publications, &c., and all such works can be purchased from them either directly or through retail booksellers, who are entitled to a discount of 25 per cent from the selling prices —

## IN ENGLAND —

For all publications *excepting* Ordnance and Geological Maps, the Hydrographical Works of the Admiralty, and Patent Office Publications — MESSRS EYRE & SPOTTISWOODE, East Harding Street, E C

For Geological Maps — Mr. E. STANFORD, Cockspur Street, S W

For Hydrographical Works of the Admiralty — Mr J. D POTTER, 31, Poultry, E C

Patent Office Publications are sold at the Patent Office

For all publications *excepting* the Hydrographical Works of the Admiralty and Patent Office Publications

IN SCOTLAND.—MESSRS. JOHN MENZIES & Co, Rose Street, Edinburgh, and 90, West Nile Street, Glasgow.

IN IRELAND.—MESSRS HODGES, FIGGIS & Co, LIMITED, 104, Grafton Street, Dublin

ORDNANCE SURVEY MAPS OF GREAT BRITAIN AND IRELAND :—There are Agents for the sale of these Maps in most of the chief towns. Copies can also be ordered at many Head Post Offices, and through any Bookseller, or from the Director-General Ordnance Survey, Southampton, or, in the case of Ireland, from the Officer in Charge Ordnance Survey, Dublin

The following is a list of some of the more important Parliamentary and Official Publications recently issued.

## Parliamentary :

### Statutes—

- Public General*, Session 1899, Sess 2, and 1900 Sess 1 and 2. With Index, Tables, &c, &c. Roy 8vo. Cloth Price 3s
- Second Revised Edition* A D 1235-1713 to A.D. 1872-1883 XV Vols Price 7s 6d each
- Revised Editions.* Tables showing subsequent Repeals, effected by Acts of 62 & 63 Vict 1899 Price 6d
- Statutes in Force. Chronological Table of and Index to.* Sixteenth Edition. To end of 63 & 64 Vict 2 vols. Price 10s 6d
- The Statutory Rules and Orders revised.* Statutory Rules and Orders, other than those of a local, personal, or temporary character, issued prior to 1890, and now in force. Vols I to VIII. Price 10s each
- Statutory Rules and Orders*, other than those of a Local, Personal, or Temporary Character With a List of the more important Statutory Orders of a Local Character arranged in classes, and an Index. Roy 8vo Boards Issued in the years 1890, 1891, 1892, 1893, 1894, 1895, 1896, 1897, 1898, and 1899. Price 10s each
- Statutory Rules and Orders* in force on 31st December 1899 Index to Price 10s
- Statutory Rules and Orders*, 1900. Registered under the Rules Publication Act, 1893. In course of issue
- Index to Local and Personal Acts*, 1801-1899. Price 10s
- Acts of Parliament, Local and Private*, Session 1900. In course of issue.

- [Cd. 346] WAGES AND EARNINGS OF AGRICULTURAL LABOURERS IN THE UNITED KINGDOM Report by Mr Wilson Fox. With Charts Years 1850-1900 Price 3s 4d
- [Cd 418] EDUCATIONAL SUBJECTS Special Reports—Vol VI Preparatory Schools for Boys, their place in English Secondary Education Price 2s 3½d
- [Cd. 419.] TECHNICAL AND COMMERCIAL EDUCATION in East Prussia, Poland, Galicia, Silesia, and Bohemia, 37 James Baker, F.R.G.S Price 6d
- [Cd. 422] TRADE UNIONS. Report of Chief Labour Correspondent, with Statistics. 1899. Price 1s 6½d
- [Cd. 423.] INDIA AND THE COLONIES Regulations in Force with regard to Commercial Travellers. Report respecting Price 4½d
- [Cd 447.] MINES AND QUARRIES. General Report and Statistics 1899 Part IV Colonial and Foreign Statistics Price 1s 5½d
- [Cd 448] IRISH INLAND FISHERIES COMMISSION Report of, on Conditions and Laws Price 2½d
- [Cd 453] SOUTH AFRICAN HOSPITALS Report of Royal Commission as to the Treatment of Sick and Wounded during the Campaign. Price 8d
- [Cd 134 and 134<sup>1</sup> to 134<sup>12</sup>] MINES Reports of H M Inspectors for 1899, with Summaries of the Statistical position under the provisions of the Coal Mines Regulation Act, 1887; Metalliferous Mines Regulation Act, 1872-1875, Slate Mines (Gunpowder) Act, 1882, Districts Nos 1 to 13 Complete Price 7s 7d
- MINES in the United Kingdom and the Isle of Man. List of, for 1899 Price 3s 1d
- QUARRIES do. do. Do 1899 Price 3s 9d
- MINES ABANDONED. List of the Plans of Corrected to 31st December 1899. Price 1s.
- ACCIDENTS AT DOCKS, WHARVES, AND QUAYS Report upon Price 6d

The following appear periodically, and can be subscribed for.—

TRADE OF THE UNITED KINGDOM WITH BRITISH POSSESSIONS AND FOREIGN COUNTRIES, showing the Quantities and the Declared Value of the Articles.

TRADE REPORTS of the British Colonies, with information relative to population and general condition.

TRADE REPORTS by His Majesty's Representatives in Foreign Countries and Reports on Commercial and General Interests

The Proceedings of Parliament in public and private business, published daily. House of Lords, Price 1d. per 4 pp.; House of Commons, 1d. per 8 pp.

T A B L E S

RELATING TO THE

TRADE OF BRITISH INDIA

WITH

BRITISH POSSESSIONS (6)

AND FOREIGN COUNTRIES,

1895-96 TO 1899-1900.

---

Presented to both Houses of Parliament by Command of His Majesty.

---



LONDON:  
PRINTED FOR HIS MAJESTY'S STATIONERY OFFICE,  
BY WYMAN AND SONS, LIMITED, FETTER LANE, E.C

And to be purchased, either directly or through any Bookseller, from  
EYRE AND SPOTTISWOODE, EAST HARDING STREET, FLEET STREET, E.C., and  
32, ABINGDON STREET, WESTMINSTER, S.W., or  
JOHN MENZIES & Co., ROSE STREET, EDINBURGH, and  
90, WEST NILE STREET, GLASGOW; or  
HODGES, FIGGIS & Co., LIMITED, 104, GRAFTON STREET, DUBLIN.

1901.

[Cd. 485.] Price 1s.

THE REVIEW of the TRADE of INDIA, having been received from India at an earlier date than usual, was issued separately (Cd 381).

The Tables (Nos 14 and 15) relating to Trade with Principal Countries have hitherto been inserted quinquennially. In future they will be printed annually, but only the principal articles will be given.

The Values have hitherto been given in Tens of Rupees (Rx). As, however, the Government of India have discontinued this mode of presenting Values in Indian money, and have adopted the symbol £ (taking 15 rupees as equivalent to £1), the Values for 1899-1900 have been given in £, and those for the preceding years in rupees.

## CONTENTS.

### TABLES RELATING TO THE TRADE OF BRITISH INDIA.

No. of Table.		Page
1	TOTAL TRADE: Value	4
2	PRIVATE MERCHANDISE: Principal Countries: Imports	5
3	" Exports (Indian Produce, &c.)	6
4	" " (Foreign " )	7
5	Principal Articles: Imports: Quantity	8
6	" " Value	9
7	" Exports (Indian Produce, &c.): Quantity	22
8	" " " Value	23
9	" " (Foreign " ) Quantity	30
10	" " " Value	31
11	Articles and Countries. Imports and Exports. Quantity and Value	38
12	GOVERNMENT STORES: Imports	80
13	Exports	83
14	TRADE WITH PRINCIPAL COUNTRIES, distinguishing Principal Articles. Quantities	84
15	Values	85
16	TREASURE: Imports from different Countries	112
17	Description of Imports	113
18	Exports to different Countries	114
19	Description of Exports	115
20	PROVINCES AND PORTS: Distribution of Trade. Imports	116
21	Exports	117
22	CUSTOMS DUTY: Gross amount collected on different Articles, &c	118
23	LAND TRADE: Value of Registered Imports and Exports, distinguishing Countries, &c	119
24	SHIPPING: Vessels entered and cleared, distinguishing Steamers <i>via</i> Suez Canal	120
25	" " with Cargoes and in Ballast	"
26	" entered, distinguishing Countries	121
27	" cleared, " "	122
28	" entered and cleared, distinguishing Nationalities	123
29	" built at Indian Ports	124
30	" first registered at Indian Ports	"
31	COASTING TRADE: Value of the Total Trade	125
32	Total Value of Private Merchandise and Treasure imported into and exported from Indian Ports in the several Presidencies and Provinces	"
33	COASTING SHIPPING: Vessels entered and cleared with Cargoes and in Ballast	126
34	TRADE OF ADEN	"

INDIA OFFICE,  
18th February 1901.

ARTHUR GODLEY,  
Under Secretary of State-

**T A B L E S**  
RELATING TO  
**THE TRADE OF BRITISH INDIA.**

NOTE—The Values throughout the following Tables are given in Rupees up to 1898-99, and subsequently in £ at the rate of 15 Rupees to £1.

No. 1.  
VALUE of the TOTAL TRADE

	1895-96.	1896-97.	1897-98.	1898-99.	1899-1900.
<b>SEA-BORNE TRADE.</b>					
<b>Imports:</b>	<i>Rupees</i>	<i>Rupees</i>	<i>Rupees</i>	<i>Rupees</i>	£
PRIVATE MERCHANDISE - - -	693,163,950	717,938,290	692,666,630	683,803,410	47,141,242
GOVERNMENT STORES - - -	36,203,580	43,235,440	43,803,720	37,211,870	3,061,745
TOTAL MERCHANDISE - - -	729,367,530	761,173,730	736,470,350	721,015,280	50,202,987
TREASURE - - - - -	133,679,860	130,845,630	205,306,170	178,956,130	13,982,457
TOTAL IMPORTS - - -	863,047,390	892,019,360	941,776,520	899,971,410	64,185,444
<b>Exports:</b>					
PRIVATE MERCHANDISE					
INDIAN PRODUCE AND MANUFACTURES - - -	1,095,456,240	998,806,600	937,861,010	1,093,502,770	70,455,797
FOREIGN DITTO - - -	47,175,160	40,336,370	37,511,720	33,711,960	2,194,994
GOVERNMENT STORES - - -	715,980	697,990	955,080	782,520	71,424
TOTAL MERCHANDISE - - -	1,143,347,380	1,039,840,960	976,327,810	1,127,997,250	72,722,215
TREASURE - - - - -	42,598,110	49,374,960	71,486,470	74,114,210	5,304,258
TOTAL EXPORTS - - -	1,185,945,490	1,089,215,920	1,047,814,280	1,202,111,460	78,026,473
<b>Total Sea-borne Trade - - -</b>	<b>2,048,992,880</b>	<b>1,981,235,280</b>	<b>1,989,590,800</b>	<b>2,102,082,870</b>	<b>142,211,917</b>
NET EXPORTS OF MERCHANDISE -	413,979,850	278,667,230	239,857,460	406,981,970	22,519,228
NET IMPORTS OF TREASURE - - -	91,081,750	81,470,670	133,819,700	104,841,920	8,678,199
EXCESS OF EXPORTS - - - - -	322,898,100	197,196,560	106,037,760	302,140,050	13,841,029
<b>Percentage of Sea-borne Trade <i>via</i> Suez Canal:</b>					
IMPORTS, MERCHANDISE - - -	83 75	85 50	83 92	85 69	85 59
" TREASURE - - - - -	71 59	71 63	74 16	60 61	62 13
EXPORTS, MERCHANDISE - - -	61 72	60 18	58 61	60 32	59 85
" TREASURE - - - - -	58 25	43 58	30 03	31 36	25 10
TOTAL SEA-BORNE TRADE - - -	70 01	70 22	68 66	68 02	67 81
<b>LAND TRADE.</b>					
<b>Imports:</b>					
MERCHANDISE - - - - -	45,772,710	47,945,250	50,226,780	55,006,000	4,108,759
TREASURE - - - - -	3,970,150	8,430,020	6,119,230	5,913,140	597,045
TOTAL IMPORTS - - -	49,742,860	56,375,270	56,346,010	60,919,140	4,705,804
<b>Exports:</b>					
MERCHANDISE - - - - -	37,690,970	43,098,060	40,835,870	46,378,520	3,404,573
TREASURE - - - - -	4,612,000	6,272,650	8,481,100	6,475,420	353,632
TOTAL EXPORTS - - -	42,302,970	49,370,710	49,316,970	52,853,940	3,760,185
<b>Total Land Trade - - -</b>	<b>92,045,830</b>	<b>105,745,980</b>	<b>105,662,980</b>	<b>113,773,080</b>	<b>8,463,989</b>

## No. 2.

## VALUE OF IMPORTS OF MERCHANDISE (exclusive of Government Stores) from PRINCIPAL COUNTRIES into British India.

COUNTRIES.		1895-96.	1896-97.	1897-98.	1898-99.	1899-1900.
		<i>Rupees</i>	<i>Rupees</i>	<i>Rupees.</i>	<i>Rupees</i>	£
UNITED KINGDOM . . . . .		471,614,840	502,966,340	464,548,660	470,321,700	32,502,127
BRITISH POSSESSIONS :						
Europe :	Gibraltar . . . . .	127,960	116,380	102,840	49,410	3,502
	Malta . . . . .	61,680	48,680	27,410	16,300	3,537
Asia :	Aden . . . . .	1,259,990	1,368,250	1,531,790	1,153,420	99,059
	Ceylon . . . . .	5,417,700	6,826,430	10,711,420	7,020,050	409,740
	China, Hong Kong . . . . .	17,172,060	14,204,440	12,918,530	11,508,760	734,529
	Straits Settlements . . . . .	20,752,200	18,421,220	24,098,280	20,062,100	1,290,381
Africa :	Cape Colony . . . . .	13,360	79,310	21,530	12,050	876
	Mauritius . . . . .	17,213,390	18,076,310	16,830,710	19,593,450	1,098,530
	Natal . . . . .	62,450	17,860	60,900	41,790	4,005
America .	Canada . . . . .	3,660	4,030	10,740	6,190	18,110
Australia (including Tasmania and New Zealand)		2,335,430	4,526,760	3,344,300	3,237,030	290,864
		64,419,880	63,689,670	69,658,450	62,720,550	3,953,133
FOREIGN COUNTRIES :						
Europe :	Austria-Hungary . . . . .	13,248,710	14,877,880	21,467,930	24,283,750	1,588,900
	Belgium . . . . .	27,296,460	24,037,030	22,848,390	22,304,320	1,224,021
	Denmark . . . . .	10,880	7,580	4,270	17,700	586
	France . . . . .	9,789,700	9,200,960	8,827,960	10,318,450	683,921
	Germany . . . . .	23,517,760	23,078,210	24,345,190	17,278,760	1,123,259
	Greece . . . . .	4,310	3,320	3,010	4,480	992
	Holland . . . . .	2,269,000	2,401,050	2,890,880	3,522,010	206,984
	Italy . . . . .	4,208,140	4,647,170	4,991,630	5,569,280	493,412
	Norway . . . . .	1,143,820	729,520	652,730	537,920	27,339
	Portugal . . . . .	55,460	42,590	37,320	67,470	4,237
	Russia . . . . .	18,675,580	20,195,950	20,807,570	20,529,950	1,600,982
	Spain . . . . .	950	5,290	37,360	81,450	6,044
	Sweden . . . . .	604,350	951,510	1,328,150	1,132,600	46,226
	Turkey in Europe . . . . .	14,540	15,390	25,680	27,060	93,885
Asia :	Arabia . . . . .	5,644,800	4,946,900	4,994,710	4,437,940	538,817
	China, Treaty Ports . . . . .	10,886,520	7,286,450	3,991,590	5,410,130	329,729
	Cochin-China . . . . .	1,070	7,150	267,100	480	37,020
	Japan . . . . .	4,171,930	5,473,560	5,345,190	5,450,050	333,301
	Java . . . . .	1,810,700	1,404,800	2,081,490	1,958,060	182,913
	Maldiv Islands . . . . .	184,550	87,630	99,430	59,880	4,627
	Mekran and Sonmiani . . . . .	1,281,890	698,240	806,430	630,000	51,235
	Persia . . . . .	8,727,980	6,859,830	6,919,130	5,839,530	551,955
	Philippine Islands . . . . .	33,450	35,750	20,510	12,620	9,609
	Siam . . . . .	1,577,750	960,990	1,044,690	598,150	63,953
	Sumatra . . . . .	3,830	254,540	3,289,950	1,594,940	11,926
	Turkey in Asia . . . . .	5,022,490	3,916,030	2,912,860	1,454,780	293,248
Africa :	Abyssinia . . . . .	75,170	63,260	132,700	43,890	5,272
	Egypt . . . . .	2,507,920	1,997,230	1,908,280	1,257,080	147,284
	Madagascar . . . . .	27,960	29,900	44,340	37,900	900
	Mozambique . . . . .	321,340	262,030	352,300	124,020	18,951
	Réunion . . . . .	510	450	16,760	6,900	287
	Zanzibar . . . . .	2,552,820	2,050,560	1,556,550	2,348,570	162,729
America .	South America . . . . .	29,860	1,260	5,540	3,640	111
	United States . . . . .	11,394,380	14,669,490	14,310,750	13,626,690	828,073
	West Indies* . . . . .	120	640	900	3,850	240
Other Countries . . . . .		32,530	82,140	90,250	186,860	13,614
		157,129,230	151,282,280	158,459,520	150,761,160	10,685,982
TOTAL IMPORTS . . . . .		693,163,950	717,938,290	692,666,630	683,803,410	47,141,242

\* British and Foreign Possessions are not shown separately for the West Indies.



VALUE of EXPORTS of INDIAN PRODUCE and MANUFACTURES (exclusive of Government Stores)  
to PRINCIPAL COUNTRIES from British India.

COUNTRIES		1895-96.	1896-97.	1897-98.	1898-99.	1899-1900
		<i>Rupcs.</i>	<i>Rupees</i>	<i>Rupcs.</i>	<i>Rupees</i>	₹
UNITED KINGDOM - - - - -		350,008,990	316,463,040	291,962,010	320,060,180	20,589,258
BRITISH POSSESSIONS -						
Europe .	Gibraltar - - - - -	460,950	166,980	448,160	28,100	3,162
	Malta - - - - -	142,070	87,430	40,390	58,830	3,711
Asia	Aden - - - - -	7,612,440	7,840,900	8,483,740	10,645,400	589,662
	Ceylon - - - - -	35,000,820	31,099,830	39,977,890	42,072,120	2,784,841
	China, Hong Kong - - - - -	80,977,640	82,516,710	75,583,160	79,415,690	5,300,379
	Straits Settlements - - - - -	58,459,310	50,079,980	42,935,980	56,444,090	3,662,084
Africa .	Cape Colony - - - - -	3,465,410	3,389,240	2,919,830	2,667,830	194,110
	Mauritius - - - - -	10,927,370	11,259,260	11,242,020	12,710,870	648,224
	Natal - - - - -	2,373,840	3,893,940	2,609,070	3,680,360	238,297
	St Helena - - - - -	250	580	7,750	0	0
America	Canada - - - - -	268,800	452,910	343,300	462,050	51,328
Australia (including Tasmania and New Zealand)		12,133,680	11,788,760	12,358,660	12,819,560	1,064,664
		211,822,580	202,576,520	196,949,950	221,004,900	14,540,462
FOREIGN COUNTRIES .						
Europe	Austria-Hungary - - - - -	33,444,890	24,966,850	21,012,590	20,871,800	1,134,189
	Belgium - - - - -	39,414,900	30,528,880	30,279,580	47,421,810	2,274,371
	Denmark - - - - -	18,050	4,800	11,360	14,530	651
	France - - - - -	86,648,710	63,554,960	56,272,000	78,159,700	4,434,914
	Germany - - - - -	80,543,740	75,355,790	71,815,950	82,458,060	5,009,262
	Greece - - - - -	112,470	139,270	79,350	77,160	2,729
	Holland - - - - -	7,690,480	5,978,850	2,989,340	4,717,820	283,909
	Italy - - - - -	31,220,500	30,279,630	26,741,660	33,050,530	1,808,711
	Norway - - - - -	2,340	0	0	4,150	0
	Portugal - - - - -	329,450	0	372,810	536,860	32,947
	Russia - - - - -	2,478,600	2,566,710	1,090,570	1,227,240	81,774
	Spain - - - - -	3,816,260	1,716,560	2,060,920	1,522,410	111,307
	Sweden - - - - -	166,430	196,820	113,260	184,110	3,471
	Turkey in Europe - - - - -	759,770	822,260	689,060	909,840	36,898
Asia	Arabia - - - - -	8,523,410	7,839,310	8,643,130	12,970,860	452,919
	China, Treaty Ports - - - - -	56,803,390	54,302,550	45,243,270	47,663,440	4,076,618
	Cochin-China - - - - -	2,038,840	3,292,010	763,660	1,449,840	103,327
	Japan - - - - -	27,894,460	40,758,860	41,579,810	52,155,870	4,224,443
	Java - - - - -	2,465,140	1,332,650	1,239,190	872,570	47,267
	Maldiv Islands - - - - -	130,700	176,210	120,730	126,800	9,112
	Mekran and Sonmiani - - - - -	431,820	489,050	562,910	501,890	24,271
	Persia - - - - -	6,129,870	4,171,170	5,419,560	7,053,400	243,962
	Philippine Islands - - - - -	345,730	306,850	230,480	36,110	4,856
	Siam - - - - -	352,680	341,130	400,770	327,270	24,520
	Sumatra - - - - -	9,120	32,750	32,150	0	2,437
	Turkey in Asia - - - - -	5,141,410	5,156,220	4,643,170	5,476,230	272,998
Africa	Abyssinia - - - - -	2,063,420	1,717,580	827,970	2,563,000	109,052
	Egypt - - - - -	51,737,410	48,535,610	39,473,290	68,470,800	3,580,702
	Madagascar - - - - -	358,700	280,030	190,570	77,180	3,794
	Mozambique - - - - -	1,618,750	1,763,950	1,091,860	1,195,510	96,196
	Réunion - - - - -	1,922,540	2,251,970	1,063,450	1,363,580	66,009
	Zanzibar - - - - -	5,090,600	5,401,980	5,318,800	8,434,720	355,413
America :	South America - - - - -	11,820,210	14,361,420	17,120,470	12,745,530	1,052,569
	United States - - - - -	59,075,550	48,137,060	58,747,090	53,841,910	5,076,586
	West Indies* - - - - -	2,132,590	1,534,540	1,025,610	1,593,290	86,813
Other Countries - - - - -		871,840	1,472,760	1,682,560	2,361,870	196,990
		533,624,670	479,767,040	448,949,950	552,437,690	35,326,077
TOTAL EXPORTS -		1,085,456,240	998,806,600	937,861,010	1,093,502,770	70,455,797

\* See note on page 5.

## No. 4.

VALUE of EXPORTS of FOREIGN (including BRITISH and COLONIAL) MERCHANDISE (exclusive of Government Stores) to PRINCIPAL COUNTRIES from British India.

COUNTRIES		1895-96.	1896-97.	1897-98.	1898-99.	1899-1900.
		<i>Rupees.</i>	<i>Rupees</i>	<i>Rupees.</i>	<i>Rupees.</i>	<i>£</i>
UNITED KINGDOM		11,418,630	9,708,610	10,139,580	8,474,860	553,303
<b>BRITISH POSSESSIONS :</b>						
Europe :	Gibraltar	160,710	111,010	220	540	13
	Malta	63,730	29,940	0	2,150	10
Asia :	Aden	1,901,320	1,565,580	1,485,850	1,412,270	96,213
	Ceylon	1,723,760	1,347,760	1,007,490	1,028,580	77,864
	China, Hong Kong	1,523,940	1,271,060	1,369,980	1,372,930	90,860
	Straits Settlements	3,638,770	3,217,920	2,693,710	3,295,630	204,609
Africa :	Cape Colony	18,650	43,480	9,690	46,700	947
	Mauritius	1,420,490	1,021,160	733,850	555,580	40,938
	Natal	365,300	488,580	411,160	166,190	8,914
America :	Canada	0	0	0	1,470	0
Australia (including Tasmania and New Zealand).		53,300	107,480	11,740	53,140	2,486
		10,871,970	9,203,970	7,723,690	7,935,180	522,854
<b>FOREIGN COUNTRIES :</b>						
Europe :	Austria-Hungary	60,170	67,790	45,900	103,330	9,633
	Belgium	117,410	66,960	112,800	70,310	15,338
	France	135,720	126,360	155,780	10,445	8,085
	Germany	63,890	112,520	68,460	89,490	11,419
	Greece	1,130	530	200	3,480	40
	Holland	10	8,190	230	640	18
	Italy	183,500	418,970	245,780	155,600	33,566
	Russia	1,540,560	1,695,570	1,006,500	73,550	929
	Spain	0	700	0	0	0
	Sweden	0	0	500	0	0
	Turkey in Europe	14,660	6,910	7,330	4,290	88
Asia :	Arabia	4,131,700	3,070,870	3,104,480	2,587,960	168,759
	China, Treaty Ports	185,930	95,510	73,500	86,840	9,075
	Cochin-China	750	700	320	880	201
	Japan	299,470	183,280	154,770	224,500	13,220
	Java	64,330	52,520	34,260	18,570	1,467
	Maldivo Islands	8,290	12,640	6,470	10,030	279
	Mekran and Sonmiani	248,690	147,900	219,410	168,220	12,338
	Persia	11,014,510	9,188,930	8,621,550	8,566,420	496,940
	Philippine Islands	1,060	0	650	1,910	429
	Siam	28,750	28,760	29,910	48,340	2,357
	Sumatra	0	10	1,000	3,390	2,667
	Turkey in Asia	2,327,980	1,931,080	1,373,280	1,456,570	99,219
Africa :	Abyssinia	281,460	259,900	7,570	53,430	3,679
	Egypt	313,160	232,860	226,910	180,300	8,925
	Madagascar	418,390	254,080	154,290	63,740	2,334
	Mozambique	1,138,850	1,060,710	1,204,670	945,030	69,227
	Réunion	22,520	109,260	590	200	13
	Zanzibar	2,090,440	12,092,570	2,500,290	2,057,800	126,991
America :	South America	3,740	8,310	29,350	8,650	946
	United States	63,420	47,920	13,860	31,140	3,047
	West Indies*	1,780	3,720	4,750	1,310	129
Other Countries		127,890	137,760	243,090	181,550	17,480
		24,885,160	21,423,790	19,648,450	17,301,920	1,118,838
<b>TOTAL EXPORTS</b>		<b>47,175,160</b>	<b>40,336,370</b>	<b>37,511,720</b>	<b>33,711,960</b>	<b>2,194,994</b>

\* See note on page 5.

## QUANTITY\* of IMPORTS of PRINCIPAL ARTICLES into British India

ARTICLES	1895-96.	1896-97.	1897-98.	1898-99.	1899-1900
<b>I.—ANIMALS, LIVING</b>					
Horses - - - - - No	8,679	7,191	4,982	7,622	7,103
Other sorts - - - - - ,	2,430	2,101	2,563	1,715	8,541
Total Number of Animals, Living - - - - - ,	11,109	9,292	7,545	9,337	15,644
<b>II —ARTICLES OF FOOD AND DRINK</b>					
Coffee - - - - - Cwt	9,688	8,300	11,185	20,748	9,986
<b>Fruits and Vegetables</b>					
<b>Fruits</b>					
Cocoanuts - - - - - No.	14,237,738	13,200,252	18,384,408	16,441,728	11,897,652
"    Kernel or Copra - - - - - Cwt	15,670	32,979	42,577	10,443	6,619
Other sorts - - - - - -	—	—	—	—	—
Vegetables, fresh - - - - - -	—	—	—	—	—
<b>Gram and Pulse</b>					
Gram - - - - - Cwt	1,994	921	2,409	931	2,078
Pulse - - - - - -	34,426	80,494	90,930	28,934	162,601
Rice in the husk - - - - - -	3,530	47	24,231	7,407	7,290
"    not in the husk - - - - - -	14,489	27,803	678,387	6,010	307,642
Wheat - - - - - -	144,974	601,356	46,325	47	307,527
Wheat flour - - - - - -	11,450	12,135	28,586	8,304	16,868
Other sorts - - - - - -	95,470	357,846	201,547	7,538	705,569
	306,333	1,080,602	1,072,415	59,171	1,509,575
Hops - - - - - Cwt	5,096	6,233	3,027	3,781	4,218
<b>Liquors</b>					
Ale, Beer, Porter, Cider, &c - - - - - Gals	3,052,417	3,025,833	2,838,572	3,231,025	3,211,984
<b>Spirits</b>					
Brandy - - - - - -	273,185	261,112	279,400	290,556	282,611
Gin - - - - - -	64,354	69,807	68,084	64,252	63,541
Liqueurs - - - - - -	14,083	13,651	11,966	14,615	11,673
Rum - - - - - -	41,447	41,823	45,649	51,390	50,910
Whisky - - - - - -	511,094	509,571	511,986	546,197	546,200
Other sorts - - - - - -	296,616	297,596	300,406	296,338	289,982
	1,200,779	1,193,560	1,217,491	1,263,348	1,244,917
<b>Wines</b>					
Champagne - - - - - -	40,726	36,160	29,950	31,825	30,242
Claret - - - - - -	101,480	82,740	75,364	74,478	69,401
Port - - - - - -	88,982	82,145	84,540	82,518	80,202
Sherry - - - - - -	36,337	27,832	25,528	24,747	22,583
Other sorts - - - - - -	134,390	126,377	110,719	118,636	116,421
	401,915	355,254	326,101	332,204	318,849
	4,655,111	4,574,647	4,382,164	4,826,577	4,775,750
<b>Provisions</b>					
Bacon and Hams - - - - - Lbs.	949,013	1,022,365	983,730	1,093,694	1,056,682
Biche de mer - - - - - -	23,158	25,556	17,271	18,475	22,950
Butter - - - - - -	211,516	186,539	209,785	222,329	229,119
Cheese - - - - - -	863,371	881,267	911,231	948,754	872,296
Fishmaws and Sharkins - - - - - -	1,643,728	1,547,473	1,567,784	1,326,528	1,422,497
Fish, dry, salted - - - - - -	16,984,773	12,054,401	17,127,480	14,559,185	15,398,822
"    dry, unsalted - - - - - -	3,012,300	2,466,474	2,176,960	3,445,207	1,880,187
"    wet, salted ( <i>ngapa</i> ) - - - - - -	9,971,563	14,542,597	17,162,815	14,479,313	9,787,365
<b>Fruits and Vegetables—dried, salted or preserved</b>					
Dates - - - - - Cwt	817,535	517,295	658,206	463,181	781,281
Other sorts - - - - - -	105,211	94,003	119,034	96,321	94,601
Gin - - - - - Lbs	2,539,936	1,186,422	393,986	90,572	1,157,036
Other sorts - - - - - Cwt	218,199	226,141	276,975	243,678	256,219

\* The mark—denotes that the quantities are not stated, owing to the variety of articles included under one head, or for other reasons; while the mark 0 signifies that there was no import or export at all as the case may be, of the article in question.

## VALUE OF IMPORTS OF PRINCIPAL ARTICLES into British India

ARTICLES.	1895-96.	1896-97.	1897-98.	1898-99.	1899 1900.
<b>I—ANIMALS, LIVING</b>					
Horses . . . . .	<i>Rupees.</i> 3,016,280	<i>Rupees</i> 3,617,470	<i>Rupees.</i> 2,182,750	<i>Rupees</i> 3,230,960	£ 197,968
Other sorts . . . . .	69,570	57,110	93,560	62,100	4,361
Total Value of Animals, Living . . . . .	3,085,850	3,674,580	2,276,310	3,293,060	202,329
<b>II.—ARTICLES OF FOOD AND DRINK</b>					
Coffee . . . . .	602,290	496,950	528,440	696,890	21,427
Fruits and Vegetables:					
Fruits :					
Cocoanuts . . . . .	607,900	620,000	853,980	787,250	39,587
Kernel or Copra . . . . .	169,080	361,880	464,670	114,810	4,846
Other sorts . . . . .	142,410	83,600	77,560	134,210	8,678
Vegetables, fresh . . . . .	118,550	122,890	88,600	87,890	9,193
	1,037,940	1,188,370	1,484,810	1,124,160	62,304
Grain and Pulse .					
Gram . . . . .	10,800	5,620	14,480	4,760	724
Pulse . . . . .	125,270	391,570	445,240	125,750	57,482
Rice in the husk . . . . .	11,040	150	131,600	22,640	1,924
not in the husk . . . . .	75,550	162,280	4,133,900	33,700	118,272
Wheat . . . . .	574,690	3,443,360	251,800	300	104,149
Wheat Flour . . . . .	119,480	123,210	253,680	89,920	9,253
Other sorts . . . . .	342,760	1,428,370	877,220	35,570	192,858
	1,259,590	5,554,560	6,107,920	312,640	484,662
Hops . . . . .	386,990	388,720	234,870	447,690	23,093
Liquors :					
Ale, Beer, Porter Cider, &c . . . . .					
	4,797,650	4,747,760	4,624,310	4,814,380	303,926
Spirits :					
Brandy . . . . .	2,221,340	2,131,090	2,279,070	2,310,690	152,342
Gin . . . . .	269,860	295,540	292,230	257,430	16,962
Liqueurs . . . . .	221,000	200,990	158,630	205,710	10,627
Rum . . . . .	92,480	94,770	98,710	100,610	5,940
Whisky . . . . .	3,684,470	3,737,350	3,665,340	3,812,010	247,775
Other sorts . . . . .	1,752,880	1,811,190	1,718,280	1,879,570	137,023
	8,242,030	8,270,930	8,212,260	8,566,020	570,669
Wines :					
Champagne . . . . .	1,280,910	1,109,410	866,000	939,050	58,503
Claret . . . . .	546,540	477,970	414,690	405,530	22,604
Port . . . . .	848,660	734,470	771,500	759,300	46,772
Sherry . . . . .	299,420	219,850	200,010	194,690	11,539
Other sorts . . . . .	943,070	889,050	796,180	796,230	50,972
	3,918,600	3,430,750	3,048,380	3,094,800	190,390
	16,958,280	16,449,440	15,884,950	16,475,200	1,064,985
Provisions :					
Bacon and Hams . . . . .	743,870	772,070	727,230	752,550	46,805
Beche de mer . . . . .	9,040	11,370	7,640	8,170	629
Butter . . . . .	243,440	201,440	223,650	226,270	15,244
Cheese . . . . .	617,450	631,170	633,380	588,030	35,619
Fishmaws and Sharkfins . . . . .	543,370	552,760	637,220	538,710	37,605
Fish, dry, salted . . . . .	1,388,470	1,171,090	1,695,620	1,584,710	105,986
" dry, unsalted . . . . .	192,420	182,810	161,770	245,690	8,194
" wet, salted ( <i>ngapi</i> ) . . . . .	355,090	547,090	620,840	536,090	26,779
Fruits and Vegetables—dried, salted, or preserved :					
Dates . . . . .	4,062,080	2,683,360	3,362,640	2,528,780	250,797
Other sorts . . . . .	1,489,400	1,309,470	1,752,340	1,457,960	106,065
Ghi . . . . .	918,470	428,430	142,090	34,460	28,983
Other sorts . . . . .	7,289,870	6,883,890	7,092,790	6,815,250	462,792
	17,852,970	15,374,950	17,057,210	15,316,670	1,125,498

## No. 5—continued.

## QUANTITY OF IMPORTS OF PRINCIPAL ARTICLES into British India—continued

ARTICLES	1895-96.	1896 97.	1897-98.	1898 99.	1899 1900.
<b>II—ARTICLES OF FOOD AND DRINK—continued</b>					
Salt - - - - - Tons	407,271	328,304	486,716	411,865	416,636
Spices					
Betelnuts - - - - - Lbs	58,178,218	69,414,100	80,877,916	76,665,185	89,845,846
Cardamoms - - - - - "	146,595	157,521	314,729	144,682	73,225
Cloves - - - - - "	9,078,302	5,013,371	3,629,705	7,106,581	7,815,486
Ginger - - - - - "	193,976	513,308	2,295,753	465,367	731,940
Nutmegs - - - - - "	454,528	508,281	453,322	557,512	484,627
Pepper - - - - - "	5,331,569	3,111,119	4,878,631	2,261,357	2,074,971
Other sorts - - - - - "	318,030	185,791	791,398	788,354	318,594
	73,701,218	78,903,491	93,241,454	87,989,038	101,344,689
Sugar					
Refined or crystallised, including sugar-candy and Confectionery - Cwt	2,524,974	2,682,463	4,235,394	3,764,910	2,935,992
Unrefined, viz, molasses and jag- gery or gur, and other saccharine produce - - - - - "	205,989	178,937	373,236	312,589	424,870
	2,730,963	2,861,400	4,608,630	4,077,499	3,360,862
Tea - - - - - Lbs	7,497,703	7,874,832	3,515,013	3,659,442	3,203,111
Other articles - - - - - Cwt	723	432	161	37	179
<b>III—METALS AND MANUFACTURES OF</b>					
Metals.					
Brass (mainly wrought) - - - - - Cwt	10,718	9,827	13,198	8,729	10,196
Copper.					
Old, for re-manufacture, and Ore - - - - - "	828	850	840	755	787
Unwrought					
Tiles, ingots, cakes, and bricks - - - - - "	18,855	41,907	53,568	24,738	8,241
Other sorts - - - - - "	46,858	23,085	7,915	10,220	1,928
Wrought					
Lametta - - - - - "	3,241	2,368	2,907	3,447	3,632
Mixed or Yellow Metal, for sheathing - - - - - "	226,716	109,554	160,223	137,789	51,687
Sheets and other manufactures - - - - - "	175,326	62,884	96,895	74,352	24,571
	471,824	240,648	322,348	251,301	90,846
Iron.					
Old, for re-manufacture, and Ore - - - - - Cwt	62,073	13,054	31,114	11,770	36,901
Cast (pig) - - - - - "	201,057	260,958	217,415	244,224	263,563
Wrought.					
Anchor, Cables, and Kentledge - - - - - "	19,225	27,437	22,420	11,504	11,834
Angle, Bolt, and Rod - - - - - "	757,795	781,613	737,239	595,999	310,143
Bar - - - - - "	593,426	538,458	536,004	535,257	499,678
Beams, Pillars, Girders, and Bridge-work - - - - - "	244,774	153,516	101,407	69,719	53,256
Hoop - - - - - "	92,394	89,923	84,226	82,756	79,422
Nails, Screws, Rivets, and Washers - - - - - "	211,355	179,476	206,711	162,535	191,433
Pipes and Tubes - - - - - "	383,771	351,985	393,330	287,816	257,118
Rice-bowls - - - - - "	67,433	70,490	77,368	58,526	69,352
Sheets and Plates					
Tinned - - - - - "	154,756	125,201	224,000	206,744	177,414
Galvanised - - - - - "	726,430	814,459	762,930	682,997	674,161
Not Galvanised or Tinned - - - - - "	407,131	360,239	378,367	233,113	252,714
Wire - - - - - "	16,522	26,322	22,197	21,683	22,666
Other manufactures of wrought or cast iron, or of non mixed with steel - - - - - "	62,104	96,495	143,182	85,698	82,189
	4,000,246	3,889,626	3,937,910	3,290,341	2,981,934

## No. 6—continued.

## VALUE OF IMPORTS OF PRINCIPAL ARTICLES INTO BRITISH INDIA—continued.

ARTICLES.	1895-96.	1896-97.	1897-98.	1898-99.	1899-1900
<b>II.—ARTICLES OF FOOD AND DRINK—continued</b>					
	<i>Rupces</i>	<i>Rupces</i>	<i>Rupces</i>	<i>Rupces</i>	£
Salt . . . . .	6,532,260	6,283,440	8,687,180	6,612,270	407,997
Spices:					
Betelnuts . . . . .	3,638,140	4,012,720	4,917,180	6,033,960	418,127
Cardamoms . . . . .	212,870	256,520	326,540	232,310	8,437
Cloves . . . . .	1,452,260	801,370	552,220	1,569,910	117,537
Ginger . . . . .	27,820	63,250	233,260	53,170	5,726
Nutmegs . . . . .	279,040	313,800	261,660	282,000	16,116
Pepper . . . . .	793,310	450,660	734,230	495,630	33,918
Other sorts . . . . .	189,850	148,220	222,640	223,560	11,154
	6,593,290	6,046,740	7,447,730	8,890,540	611,015
Sugar:					
Refined or crystallised, including suga- candy and confectionery . . . . .	30,649,350	31,119,180	47,087,930	39,532,320	2,155,660
Unrefined, viz, molasses and jaggery or gur, and other saccharine produce . . . . .	418,780	399,110	756,860	637,670	95,426
	31,068,130	31,518,290	47,844,790	40,169,990	2,251,086
Tea . . . . .	4,934,830	5,184,200	2,129,860	1,849,440	105,762
Other Articles . . . . .	2,130	1,230	400	70	24
Total Value of Articles of Food and Drink . . . . .	87,228,700	88,488,890	107,408,160	91,895,560	6,157,853
<b>III.—METALS AND MANUFACTURES OF</b>					
<b>Metals:</b>					
Brass (mainly wrought) . . . . .	600,730	577,930	749,060	54,7200	41,156
Copper:					
Old, for re-manufacture, and Ore . . . . .	27,960	28,920	28,680	25,040	1,856
Unwrought:					
Tiles, ingots, cakes, and bricks . . . . .	808,320	1,807,510	2,331,400	1,088,120	30,089
Other sorts . . . . .	1,976,340	932,060	307,620	415,250	6,909
Wrought:					
Lametta . . . . .	629,530	431,910	449,230	525,550	41,228
Mixed or Yellow Metal, for sheath- ing . . . . .	9,000,400	4,453,580	6,351,170	5,512,040	164,404
Sheets and other manufactures . . . . .	8,456,800	3,069,290	4,741,590	3,646,770	108,272
	20,899,350	10,743,260	14,209,690	11,212,770	352,758
Iron:					
Old, for re-manufacture, and Ore . . . . .	116,520	31,830	76,120	27,730	5,934
Cast (pig) . . . . .	569,960	760,610	621,420	633,150	53,003
Wrought:					
Anchors, Cables, and Kentledge . . . . .	239,720	349,010	265,010	124,950	10,214
Angle, Bolt, and Rod . . . . .	4,157,160	4,228,620	4,110,260	3,262,970	127,155
Bar . . . . .	3,129,290	2,951,000	3,069,720	2,953,820	200,475
Beams, Pillars, Girders, and Bridge work . . . . .	1,745,710	971,720	853,280	703,490	36,730
Hoop . . . . .	588,320	577,700	550,240	519,090	37,541
Nails, Screws, Rivets, and Washers . . . . .	2,296,130	1,887,780	2,133,900	1,732,560	138,315
Pipes and Tubes . . . . .	2,350,670	2,293,460	2,815,400	2,210,890	168,818
Rice-bowls . . . . .	641,190	655,710	701,250	525,410	43,533
Sheets and Plates . . . . .					
Tinned . . . . .	1,576,460	1,181,410	2,151,950	1,828,760	136,424
Galvanised . . . . .	7,242,880	8,177,770	7,013,940	5,877,920	442,460
Not Galvanised or Tinned . . . . .	2,472,240	2,171,260	2,294,550	1,375,840	117,307
Wire . . . . .	183,360	291,180	227,990	206,390	17,787
Other manufactures of wrought or cast iron, or of iron mixed with steel . . . . .	808,850	1,164,630	1,837,850	1,102,820	77,216
	28,118,460	27,693,710	28,722,880	23,085,790	1,612,932

## No. 5—continued.

## QUANTITY of IMPORTS of PRINCIPAL ARTICLES into British India—continued

ARTICLES	1895-96.	1896-97.	1897-98.	1898 99.	1899-1900
III—METALS AND MANUFACTURES OF—continued					
Metals—continued					
Lead					
Ore - - - - - Cwt	2,698	6,083	3,158	4,146	5,578
Pig - - - - - "	20,684	13,962	10,773	13,891	12,658
Wrought					
Sheets for tea chests - - - "	80,400	83,236	79,714	65,319	66,382
Sheets, Pipes, and Tubes - - "	8,236	8,397	9,234	8,321	9,644
Other sorts - - - - - "	9,668	11,756	11,404	9,118	9,587
	121,686	123,434	114,283	100,705	103,249
Quicksilver - - - - - Lbs	354,307	260,141	316,208	254,274	192,878
Steel					
Bars - - - - - Cwt	598,943	582,501	800,338	699,144	500,676
Beams, Pillars, Girders, and Bridge-work - - - - - "	*	*	287,482	292,258	300,528
Cast - - - - - "	8,516	15,330	25,248	16,149	12,865
Hoop - - - - - "	223,536	221,743	235,977	230,879	184,443
Plates and sheets - - - - - "	321,511	287,838	278,652	241,835	257,522
Other sorts - - - - - "	549,747	443,516	219,408	202,639	196,682
	1,702,253	1,552,928	1,847,105	1,682,904	1,452,716
Tin					
Unwrought (block) - - - - - "	50,150	36,300	38,483	29,099	17,292
Wrought (including plates or sheets, not tinned non) - - - - - "	179	97	145	99	109
	50,329	36,397	38,628	29,198	17,401
Zinc or Spelter					
Unwrought - - - - - "	73,378	26,990	38,955	61,954	55,393
Wrought or manufactured - - - - - "	15,873	17,828	23,399	11,928	21,228
Other sorts - - - - - "	610	12	354	832	459
	89,861	44,830	62,708	74,714	77,080
Unenumerated - - - - - "	9,488	10,207	17,657	24,636	22,893
Total Metals - - - - - "	6,459,568	5,910,203	6,356,039	5,464,888	4,758,037
Hardware and Cutlery (including plated ware)					
Cutlery - - - - - "	—	—	—	—	—
Hardware					
Agricultural Implements - - - - - "	—	—	—	—	—
Other implements and tools - - - - - "	—	—	—	—	—
Sewing machines - - - - - No	12,374	10,450	8,675	14,186	13,819
Other sorts - - - - - "	—	—	—	—	—
Machinery and Millwork -					
Steam Engines and parts -					
Locomotives (excluding those for Railways) - - - - - "	—	—	—	—	—
Other sorts - - - - - "	—	—	—	—	—
Agricultural (not being steam) - - - - - "	—	—	—	—	—
Other sorts - - - - - "	—	—	—	—	—
Railway Plant and Rolling-stock					
Carriages and Trucks, and parts thereof - - - - - "	—	—	—	—	—
Locomotive Engines and Tenders, and parts thereof - - - - - "	—	—	—	—	—
Materials for Construction					
Rails and Fish plates of steel and iron Cwt	751,628	1,914,722	1,676,502	1,607,419	1,126,411
Sleepers and Keys - - - - - "	300,368	1,771,161	863,546	845,973	218,885
Other sorts - - - - - "	504,006	902,696	1,238,418	1,134,092	1,273,353
IV—CHEMICALS, DRUGS, MEDICINES AND NARCOTICS, AND DYEING AND TANNING MATERIALS					
Chemicals					
Alum - - - - - Cwt	71,512	79,720	53,893	103,307	65,953
Arsenic - - - - - "	1,515	2,492	1,729	1,918	2,040
Bicarbonate of soda - - - - - "	37,506	42,159	30,873	48,581	57,142
Chemicals for paper-making - - - - - "	—	—	—	—	—
Copperas - - - - - Cwt	17,231	25,722	21,694	20,008	17,375
Sal Ammoniac - - - - - "	7,608	5,316	4,246	4,512	2,682
Sulphur (Brimstone) - - - - - "	24,800	34,930	20,086	28,420	33,068
Sulphuric Acid - - - - - "	23,990	38,892	40,410	35,405	47,819
Other sorts - - - - - "	—	—	—	—	—

\* Not separately enumerated.

## No. 6—continued.

## VALUE of IMPORTS of PRINCIPAL ARTICLES into British India—continued.

ARTICLES.	1895-96.	1896-97.	1897-98.	1898-99.	1899-1900.
<b>III.—METALS AND MANUFACTURES OF—continued</b>					
<b>METALS—continued.</b>					
Lead					£
Ore . . . . .	34,850	71,240	39,420	52,560	4,810
Pig . . . . .	217,600	147,460	113,210	152,970	11,023
Wrought					
Sheets for tea chests . . . . .	1,226,460	1,185,240	1,107,830	916,340	69,789
Sheets, Pipes, and Tubes . . . . .	108,480	102,450	117,090	104,180	8,468
Other sorts . . . . .	153,770	187,190	181,260	145,920	10,396
	1,741,160	1,693,580	1,558,810	1,371,970	104,486
Quicksilver . . . . .	608 150	411,970	476,200	399,580	22,691
Steel					
Bais . . . . .	3,278,460	3,152,300	4,339,860	3,849,680	221,402
Beams, Pillars, Girders, and Bridgework . . . . .	*	*	1,551,440	1,502,700	110,069
Cast . . . . .	140,010	214,370	347,420	243,040	12,981
Hoop . . . . .	1,529,190	1,542,540	1,642,190	1,637,900	91,706
Plates and sheets . . . . .	2,082,900	1,841,690	1,789,700	1,560,770	127,727
Other sorts . . . . .	3,336,990	2,873,360	1,693,870	1,460,950	103,349
	10,367,550	9,624,260	11,364,480	10,255,040	667,234
Tin					
Unwrought (block) . . . . .	3,278,300	2,196,540	2,198,320	1,660,000	91,525
Wrought (including plates or sheets, not tinned iron) . . . . .	15,810	8,830	18,000	7,720	750
	3,294,110	2,205,370	2,216,320	1,667,720	92,275
Zinc or Spelter					
Unwrought . . . . .	939,010	363,410	544,310	908,620	58,991
Wrought or manufactured . . . . .	301,680	338,760	428,180	241,970	33,310
Other sorts . . . . .	10,310	150	4,760	13,460	642
	1,251,000	702,320	977,250	1,164,050	92,943
Unenumerated . . . . .	854,210	924,780	1,527,790	2,088,340	134,028
<b>Total Metals</b> . . . . .	<b>67,734,720</b>	<b>54,577,180</b>	<b>61,802,480</b>	<b>51,792,460</b>	<b>3,120,503</b>
Hardware and Cutlery (including plated ware):					
Cutlery . . . . .	*	468,420†	989,700	874,520	64,780
Hardware					
Agricultural Implements . . . . .	609,410	779,000	888,380	612,300	48,145
Other Implements and Tools . . . . .	*	432,920†	1,248,600	992,760	79,218
Sewing Machines . . . . .	582,330	466,280	326,710	559,310	36,926
Other sorts . . . . .	13,643,010	13,364,250	11,194,260	11,262,340	831,126
	14,834,750	15,510,870	14,647,650	14,301,230	1,060,195
Machinery and Millwork:					
Steam Engines and parts . . . . .					
Locomotives (excluding those for Railways) . . . . .	127,370	128,740	122,020	106,540	14,330
Other sorts . . . . .	15,337,740	17,188,160	13,700,340	19,039,560	1,007,070
Agricultural (not being steam) . . . . .	1,927,910	1,145,130	855,060	255,800	4,348
Other sorts . . . . .	14,980,990	16,629,590	13,900,350	11,157,410	668,854
	32,374,010	35,091,620	28,577,770	30,559,310	1,694,602
Railway Plant and Rolling-stock:					
Carriages and Trucks, and parts thereof . . . . .	3,323,720	2,221,590	6,188,910	6,030,790	617,425
Locomotive Engines and Tenders, and parts thereof . . . . .	4,469,130	1,677,280	2,058,850	4,768,930	313,919
Materials for Construction:					
Rails and Fish-plates of steel and iron . . . . .	2,863,810	8,246,130	8,077,180	6,448,040	314,909
Sleepers and Keys . . . . .	1,040,140	6,585,070	2,933,550	3,115,430	62,888
Other sorts . . . . .	3,509,040	6,855,910	8,327,020	7,884,960	542,244
	15,205,840	25,585,980	27,583,510	28,248,150	1,851,385
<b>Total Value of Metals and Manufactures of</b> . . . . .	<b>130,149,320</b>	<b>130,765,650</b>	<b>132,613,410</b>	<b>124,901,150</b>	<b>7,726,685</b>
<b>IV.—CHEMICALS, DRUGS, MEDICINES AND NARCOTICS, AND DYEING AND TANNING MATERIALS:</b>					
Chemicals . . . . .					
Alum . . . . .	398,200	249,490	463,920	282,550	17,404
Arsenic . . . . .	50,820	31,480	38,080	45,960	2,732
Bicarbonate of soda . . . . .	293,960	202,870	324,470	367,630	23,816
Chemicals for paper-making . . . . .	925,380	699,080	742,290	783,920	54,892
Copperas . . . . .	107,020	64,360	92,890	81,830	4,277
Sal Ammoniac . . . . .	189,080	143,310	135,550	119,110	4,683
Sulphur (Brimstone) . . . . .	197,000	113,120	158,290	187,530	12,567
Sulphuric Acid . . . . .	487,870	494,170	408,220	332,360	32,297
Other sorts . . . . .	1,906,130	1,867,470	2,196,810	2,045,630	147,024
	4,555,460	3,865,350	4,560,520	4,246,520	299,692

\* Not separately enumerated.

† From November 1896 only.



## QUANTITY of IMPORTS of PRINCIPAL ARTICLES into British India—continued

ARTICLES	1895-96.	1896-97.	1897-98.	1898-99.	1899-1900
<b>IV.—CHEMICALS, DRUGS, MEDICINES AND NARCOTICS, AND DYING AND TANNING MATERIALS</b>					
<i>—continued</i>					
Drugs, Medicines, and Narcotics					
Aloes - - - - - Cwt	476	162	867	349	648
Asafoetida - - - - - "	8 469	5,949	10,558	8 208	5 800
Camphor - - - - - Lbs	830,621	1,154,172	1,395,938	1,242,082	1 072 242
Cassia Lignea - - - - - Cwt	21,831	16,754	21,661	21 975	20 022
Galangal - - - - - "	3,838	4,498	6,447	5 888	2,794
Quinine - - - - - Lbs	49,524	46,122	49,981	46,674	51 251
Other sorts - - - - - "	—	—	—	—	—
Opium - - - - - Lbs	320	281	375	255	279
Tobacco					
Unmanufactured - - - - - "	807,747	427,111	658,026	509,130	832,672
Manufactured					
Cigars - - - - - "	269,890	241,108	148,280	144 923	142,796
Other sorts - - - - - "	1,494,691	1,507,717	1,829,866	2,034,791	2,414,310
	2,572,328	2,175,936	2,636,172	2,688,844	3,389,578
Dyeing and Tanning Materials					
Alizarine Dyes - - - - - Lbs	5,072,101	4,915,003	4,929 516	5,922,988	5 479 514
Aniline - - - - - "	2,693 272	2,101,174	2,704,781	3 095,847	2 751 474
Cochineal - - - - - Cwt	2,260	1,703	1,648	1,650	1,327
Gambur - - - - - "	21,191	19,946	27,245	19,992	28 901
Indigo - - - - - "	1,213	616	32	171	273
Madder or Manjit - - - - - "	2,339	547	1,605	788	688
Myriabolams - - - - - "	466	334	784	685	1,688
Saffron - - - - - "	305	206	284	275	29 974
Other sorts - - - - - "	8,013	9,149	11,477	23,922	32,269
<b>V.—OILS</b>					
Oils					
Animal - - - - - Gals	213,360	181,460	320,317	306,971	324 043
Essential - - - - - "	6,761	6,892	6,281	6,342	7,915
Mineral					
Kerosene - - - - - "	63,312,422	64,471,307	82,795,496	76,625,406	70 440 116
Other sorts - - - - - { and Cwt.	3 335,499	3,049,841	4,529,530	5,326,066	4,519,317
	54	162	378	261	139
	66 647,921	68,421,148	87,325,026	81,951,472	74,959 433
	54	162	378	261	139
Vegetable, not Essential					
Cocoa-nut - - - - - Gals	588,597	1,884,052	2,784,936	1,624,157	1,139 976
Earth nut - - - - - "	14 653	2,296	1,842	1,415	2 397
Linseed - - - - - "	217,878	234,352	263,571	186,577	203 613
Other sorts - - - - - "	41,390	33,528	33,517	67,628	26,707
	862,518	2,154,228	3,083,866	4,879,777	1,371 793
Total Quantity of Oils - { Gals { and Cwt.	67,730,560	70,763,638	90,735,490	84,144,562	76,662,284
	54	162	378	261	139
<b>VI.—RAW MATERIALS AND UNMANUFACTURED ARTICLES</b>					
Bristles and fibre for brushes and brooms - Cwt	110	650	179	244	241
Canes and Rattans - - - - - "	28,222	30,235	31,388	34,710	32,615
Coal					
Coal - - - - - Tons	746 850	481,036	247,613	346,988	398 014
Coke - - - - - "	14,396	13,374	14,126	11,391	13,680
Patent fuel - - - - - "	750	550	0	501	10,682
	761,996	494,960	261,739	358,880	422 376
Cotton					
Asiatic - - - - - Cwt	51,474	20,778	16,376	1,635	27,644
Other than Asiatic - - - - - "	65,920	36,239	29,837	35,833	161,151
	117,394	57,017	46,213	37,468	188,795
Fodder, bran, and cattle-food of all kinds - Cwt	17,422	33,160	25,566	23,276	44,262
Gums and Resins					
Arabic - - - - - Cwt	5,627	2,879	3,359	2,841	1 836
Benjamin - - - - - "	13,464	12,011	10,600	10,723	13,013
Olibanum or Frankincense - - - - - "	30,426	21,719	21,842	20,487	24 206
Resin - - - - - "	51,221	47,980	46,596	61,590	47,808
Other sorts - - - - - "	20 509	15,185	19,642	19,843	24 128
	121,247	99,674	102,039	115,424	110,991
Hemp - - - - - "	14,160	17,466	16,445	13,215	9 074
Hides and Skins					
Hides - - - - - { No. { = Cwt	20 093	36,109	33,300	39 616	21,106
	3,886	5,312	3,693	3,571	1 709
Skins - - - - - { No. { = Cwt.	899,259	892,953	977,886	1,067,904	883,712
	20,336	22,231	22,353	23,302	20,031
	829 352	929 062	1,011,166	1,107,520	904,818
	24,222	27 543	26,046	26,873	21,749

## No. 6—continued.

## VALUE of IMPORTS of PRINCIPAL ARTICLES into British India—continued

ARTICLES.	1895-96.	1896-97.	1897-98.	1898-99.	1899-1900.
<b>IV.—CHEMICALS, DRUGS, MEDICINES AND NARCOTICS, AND DYEING AND TANNING MATERIALS</b> —continued.					
	<i>Rupces.</i>	<i>Rupces</i>	<i>Rupces</i>	<i>Rupces</i>	<i>£</i>
<b>Drugs, Medicines, and Narcotics :</b>					
Aloes . . . . .	12,770	3,640	25,070	7,550	1,275
Asafetida . . . . .	341,050	261,220	330,180	310,290	13,957
Camphor . . . . .	1,032,790	1,194,870	1,176,570	961,320	68,616
Cassia lignea . . . . .	505,860	304,920	594,770	619,520	36,076
Galangal . . . . .	31,980	36,600	46,960	42,590	1,435
Quinine . . . . .	625,830	471,670	520,070	498,640	42,502
Other sorts . . . . .	3,061,340	2,723,440	2,841,880	2,742,720	172,302
	5,611,620	5,086,360	5,535,500	5,182,630	336,163
Opium . . . . .	5,360	4,360	5,570	3,370	256
Tobacco . . . . .					
Unmanufactured . . . . .	482,610	309,340	412,380	351,540	31,450
Manufactured . . . . .					
Cigars . . . . .	619,710	554,080	445,600	439,950	28,583
Other sorts . . . . .	1,742,800	1,766,840	1,969,810	2,139,040	162,608
	2,845,120	2,630,260	2,827,790	2,930,530	222,641
<b>Dyeing and Tanning Materials :</b>					
Alizarine Dyes . . . . .	3,260,300	3,103,210	2,722,270	2,824,050	145,306
Aniline . . . . .	3,778,710	2,960,050	3,460,810	3,588,660	190,585
Cochineal . . . . .	315,800	230,420	214,550	200,460	8,796
Gambier . . . . .	453,430	436,020	513,940	304,120	24,315
Indigo . . . . .	100,240	10,630	2,270	16,780	575
Madder or Manjit . . . . .	21,720	5,930	14,570	8,020	473
Myrabolanis . . . . .	1,920	1,440	3,190	1,970	295
Saffron . . . . .	541,870	387,380	606,240	514,400	36,203
Other sorts . . . . .	114,940	178,390	138,220	312,610	22,358
	8,588,930	7,313,470	7,676,060	7,771,070	428,906
<b>Total Value of Chemicals, Drugs Medicines and Narcotics, and Dyeing and Tanning Materials</b>	<b>21,606,490</b>	<b>18,899,800</b>	<b>20,605,440</b>	<b>20,134,120</b>	<b>1,287,658</b>
<b>V.—OILS :</b>					
<b>Oils :</b>					
Animal . . . . .	260,690	219,760	366,810	321,250	23,253
Essential . . . . .	105,120	115,660	106,760	125,500	8,804
Mineral . . . . .					
Kerosene . . . . .	27,797,430	28,593,560	33,977,870	29,858,720	1,959,988
Other sorts . . . . .	1,876,570	2,289,230	2,540,050	2,594,010	160,373
	29,674,000	30,882,790	36,517,920	32,452,730	2,120,361
<b>Vegetable, not Essential :</b>					
Cocoa-nut . . . . .	856,160	2,711,640	4,008,790	2,239,350	105,052
Earth-nut . . . . .	18,260	2,730	2,350	2,190	237
Linseed . . . . .	420,200	418,650	417,610	306,180	23,756
Other sorts . . . . .	39,770	40,270	45,420	72,850	2,652
	1,334,300	3,173,290	4,474,170	2,620,570	131,697
<b>Total Value of Oils . . . . .</b>	<b>31,374,200</b>	<b>34,391,500</b>	<b>41,465,660</b>	<b>35,520,050</b>	<b>2,284,115</b>
<b>VI.—RAW MATERIALS AND UNMANUFACTURED ARTICLES :</b>					
Bristles and fibre for brushes and brooms . . . . .	13,050	21,320	7,530	13,800	912
Canes and Rattans . . . . .	275,130	321,650	297,680	321,370	20,791
<b>Coal :</b>					
Coal . . . . .	13,562,360	9,307,560	4,852,880	6,605,560	490,208
Coke . . . . .	450,540	469,410	500,900	346,270	32,577
Patent fuel . . . . .	15,000	13,250	0	11,960	17,358
	14,027,900	9,790,220	5,353,780	6,963,790	540,143
<b>Cotton :</b>					
Asiatic . . . . .	588,350	281,290	290,320	32,720	35,674
Other than Asiatic . . . . .	1,683,300	997,300	748,190	830,470	272,532
	2,271,650	1,278,590	1,038,510	863,190	308,206
<b>Fodder, bran, and cattle food of all kinds . . . . .</b>	<b>58,770</b>	<b>110,920</b>	<b>118,770</b>	<b>119,460</b>	<b>11,366</b>
<b>Gums and Resins :</b>					
Arabic . . . . .	104,840	56,440	65,930	59,530	2,572
Benjamin . . . . .	364,440	327,620	266,480	265,730	22,876
Olibanum or Frankincense . . . . .	312,780	228,360	229,640	212,420	18,939
Rosin . . . . .	291,810	281,930	261,140	302,410	14,325
Other sorts . . . . .	230,100	215,750	233,980	253,610	18,236
	1,303,970	1,110,100	1,057,180	1,093,700	76,948
<b>Hemp . . . . .</b>	<b>271,180</b>	<b>293,160</b>	<b>236,800</b>	<b>303,620</b>	<b>18,936</b>
<b>Hides and Skins :</b>					
Hides . . . . .	177,020	151,760	148,810	109,100	3,398
Skins . . . . .	711,200	752,990	847,340	880,580	49,191
	888,220	904,750	996,150	989,680	52,589

## No. 5—continued.

## QUANTITY of IMPORTS of PRINCIPAL ARTICLES into British India—continued

ARTICLES	1895-96.	1896-97.	1897-98.	1898-99.	1899-1900
<b>VI.—RAW MATERIALS AND UNMANUFACTURED ARTICLES—continued.</b>					
Horns - - - - - Cwt	414	400	396	395	297
Ivory - - - - - Lbs	450,240	331,085	333,562	329,085	169,162
Jewellery & Precious Stones and Pearls, unset - - -	—	—	—	—	—
Lac, stick - - - - - Cwt	8,398	4,424	3,488	1,552	3,500
Manures - - - - - Tons	190	338	1,220	1,081	1,380
Natural History Specimens - - - - -	—	—	—	—	—
Pitch, Tar, and Dammer - - - - - Cwt	157,876	114,696	152,223	161,217	176,951
Plants, Living - - - - -	—	—	—	—	—
Seeds					
Essential - - - - - Cwt	7,232	6,047	3,361	2,431	2,907
Castor - - - - - "	37	6,818	78	99	25
Linseed - - - - - "	11,128	8,008	10,112	5,732	5,162
Mustard - - - - - "	1,341	300	40	253	42
Poppy - - - - - "	4,687	5,976	2,525	1,053	966
Rape - - - - - "	7,321	2,170	10,275	2,969	11,424
Til or Jumlil - - - - - "	59,472	42,569	36,089	32,702	4,334
Other sorts - - - - - "	9,915	12,583	15,743	15,025	11,278
	101,133	84,471	78,223	60,264	36,138
Shells and Cowries					
Shells(chanks large ornamental shells,&c) Cwt	16,743	14,103	11,841	14,284	14,159
Tortoise-shell (including nakhla or nakh) Lbs	18,363	20,885	16,339	20,867	18,602
Cowries - - - - - Cwt	18,508	18,263	12,560	15,401	17,169
Silk - - - - - Lbs	3,030,546	2,287,752	2,049,608	2,250,866	1,694,848
Stone and Marble - - - - - Cwt	848,309	489,695	723,341	614,181	578,843
Tallow - - - - - "	6,046	9,230	12,932	14,382	14,444
Wood					
Teak- - - - - Cubic Tons	24,294	14,120	13,595	7,795	9,377
Other Timber - - - - - Tons	20,249	17,167	14,295	15,301	21,605
Firewood - - - - - "	2,166	1,701	1,809	1,186	485
Ornamental Sandal - - - - -	—	—	—	—	—
Other sorts - - - - -	—	—	—	—	—
Wool - - - - - Lbs	5,552,258	4,725,899	4,420,262	3,283,905	3,361,938
All other Articles - - - - -	—	—	—	—	—
<b>VII.—ARTICLES MANUFACTURED AND PARTLY MANUFACTURED</b>					
<b>Yarns and Textile Fabrics</b>					
<b>Cotton</b>					
Twist and Yarn - - - - - Lbs.	46,354,766	50,173,890	58,290,717	45,545,668	42,621,854
Piece goods					
Grey (unbleached) - - - - - Yards	1,066,445,699	1,222,920,496	1,149,479,541	1,257,720,612	1,274,912,153
White (bleached) - - - - - "	333,753,892	414,154,363	432,732,412	414,959,296	444,546,485
Coloured, printed, or dyed - - - - - "	314,679,687	359,916,269	278,385,970	396,419,985	471,884,268
	1,714,879,278	1,996,991,128	1,860,597,923	2,069,099,893	2,191,342,906
Handkerchiefs and Shawls in the piece - - - - - No	16,776,764	13,072,805	9,121,140	13,264,541	18,248,440
Canvas - - - - - Yards	167,465	63,436	110,941	109,749	62,113
Lace and Patent Net - - - - - No.	2,460,696	1,907,326	1,140,649	1,567,627	2,682,572
Hosiery pure and mixed - - - - -	—	—	—	—	—
Rope - - - - - Lbs.	144,792	123,692	197,732	252,922	212,867
Thread, sewing - - - - -	825,829	705,076	764,155	846,560	869,131
Other sorts - - - - - "	1,844,425	2,023,946	2,473,373	2,579,949	3,456,735
Flax.					
Twist and Yarn - - - - - Lbs	23,762	7,687	20,574	13,039	10,394
Canvas - - - - - Yards	1,524,502	1,460,892	1,784,298	1,505,929	1,555,901
Piece goods - - - - - "	1,115,540	1,554,580	1,179,537	1,336,077	1,239,355
Thread, sewing - - - - - Lbs	109,280	85,725	57,817	90,681	92,989
Other sorts (including bags and sacks) - - - - -	264,042	88,747	129,279	162,672	170,285
Hemp (excluding cordage) -					
Bags and Sacks - - - - - No	2,020	5,716	4,072	528	56
Cloth - - - - - Yards	194,318	129,946	250,650	155,513	244,557

## No. 6—continued.

## VALUE OF IMPORTS OF PRINCIPAL ARTICLES into British India—continued.

ARTICLES.	1895-96.	1896-97.	1897-98.	1898-99.	1899-1900.
<b>VI.—RAW MATERIALS AND UNMANUFACTURED ARTICLES—continued.</b>					
	<i>Rupees.</i>	<i>Rupees.</i>	<i>Rupees</i>	<i>Rupees</i>	<i>£</i>
Horns . . . . .	91,300	93,590	82,220	57,620	3,367
Ivory . . . . .	3,090,130	2,141,630	2,149,260	2,123,660	70,330
<i>Jewellery, &amp;c</i>					
Precious Stones and Pearls, unset . . . . .	6,523,510	5,286,800	4,504,900	3,899,530	618,231
Lac, stick . . . . .	325,100	146,300	84,240	37,000	5,961
Manures . . . . .	14,180	28,920	56,940	95,520	6,198
Natural History Specimens . . . . .	11,880	17,390	12,310	7,390	841
Pitch, Tar, and Dammer . . . . .	654,310	491,990	628,180	653,940	46,461
Plants, Living . . . . .	16,720	15,910	13,870	10,290	856
Seeds . . . . .					
Essential . . . . .	150,640	144,410	71,740	55,990	5,397
Castor . . . . .	180	51,660	510	650	9
Linseed . . . . .	79,160	52,190	70,870	37,610	2,202
Mustard . . . . .	8,940	1,870	240	1,750	20
Poppy . . . . .	37,290	45,540	21,370	7,300	479
Rape . . . . .	42,660	14,170	60,180	17,850	5,342
Til or Jimpili . . . . .	418,650	308,140	252,270	228,050	2,170
Other sorts . . . . .	194,310	233,010	273,560	245,810	12,001
	931,830	850,990	750,740	595,010	27,620
Shells and cowries . . . . .					
Shells (chanks, large ornamental shells, &c) . . . . .	310,800	196,210	198,240	262,610	16,482
Tortoise-shell (including nakhla or nakh) . . . . .	55,120	54,270	55,430	51,480	2,111
Cowries . . . . .	69,690	93,180	61,740	52,770	3,508
Silk . . . . .	12,329,500	8,754,880	6,697,720	7,976,570	384,059
Stone and Marble . . . . .	289,000	251,080	385,940	314,210	19,758
Tallow . . . . .	144,990	199,160	270,350	307,800	21,551
Wood . . . . .					
Teak . . . . .	1,579,400	1,004,810	1,039,310	581,270	49,723
Other Timber . . . . .	989,980	881,620	648,780	728,440	68,249
Firewood . . . . .	24,730	19,240	16,940	13,260	361
Ornamental . . . . .					
Sandal . . . . .	4,120	8,260	22,160	21,230	1,701
Other sorts . . . . .	24,610	16,820	26,140	57,590	1,606
	2,622,840	1,930,750	1,733,330	1,401,790	121,640
Wool . . . . .	1,607,490	1,402,280	1,243,840	914,970	56,969
All other Articles . . . . .	321,980	318,820	207,450	282,990	23,871
<b>Total Value of Raw Materials and Unmanufactured Articles</b>	<b>48,520,240</b>	<b>36,104,860</b>	<b>28,263,080</b>	<b>29,718,760</b>	<b>2,459,705</b>
<b>VII—ARTICLES MANUFACTURED AND PARTLY MANUFACTURED:</b>					
<b>Yarns and Textile Fabrics:</b>					
<b>Cotton . . . . .</b>					
Twist and Yarn . . . . .	29,710,900	33,258,710	34,930,380	25,516,340	1,633,341
Piece Goods:					
Grey (unbleached) . . . . .	126,343,930	144,088,790	128,643,130	133,756,970	9,321,922
White (bleached) . . . . .	45,896,730	57,302,800	53,547,620	49,668,430	3,560,583
Coloured, printed, or dyed . . . . .	49,354,060	56,079,530	40,662,830	53,566,300	4,392,650
	221,594,720	257,471,120	222,853,580	238,991,700	17,275,155
Handkerchiefs and Shawls in the piece . . . . .	1,992,900	1,595,440	876,640	1,283,050	146,867
Canvas . . . . .	54,990	24,540	34,430	24,380	1,847
Hosiery, pure and mixed . . . . .	1,008,680	1,960,370	1,927,530	2,821,680	301,074
Lace and Patent Net . . . . .	472,870	456,130	245,080	430,000	38,088
Rope . . . . .	100,140	85,740	114,690	135,330	7,870
Thread, sewing . . . . .	1,608,750	1,404,790	1,555,920	1,705,060	117,086
Other sorts . . . . .	1,014,770	1,244,710	1,410,070	1,389,660	113,422
	227,847,820	264,242,840	229,019,700	246,780,860	18,001,409
<b>Flax . . . . .</b>					
Twist and Yarn . . . . .	9,340	4,200	12,040	6,900	300
Canvas . . . . .	918,600	836,970	987,960	760,850	57,278
Piece goods . . . . .	435,910	504,140	373,620	380,120	26,169
Thread, sewing . . . . .	118,810	93,690	92,140	91,090	5,782
Other sorts (including bags and sacks) . . . . .	182,920	86,420	101,620	130,950	9,116
	1,636,240	1,521,220	1,555,340	1,363,010	99,345
<b>Hemp (excluding cordage):</b>					
Bags and Sacks . . . . .	310	9,350	4,640	170	20
Cloth . . . . .	102,530	60,580	130,610	62,480	6,907
	102,840	69,930	135,250	62,650	6,927

## QUANTITY OF IMPORTS OF PRINCIPAL ARTICLES INTO BRITISH INDIA—continued

ARTICLES.	1895-96.	1896-97.	1897-98.	1898-99.	1899-1900
VII—ARTICLES MANUFACTURED AND PARTLY MANUFACTURED—continued					
Yarns and Textile Fabrics—continued					
Jute					
Twist and Yarn - - - - Lbs	22,578	8,787	8,788	10,814	19,186
Gunny Bags - - - - No	3,154,392	3,570,224	3,780,425	3,338,225	3,905,005
" Cloth - - - - Yards	49,182	54,865	175,909	120,787	62,770
Canvas - - - - "	1,192,793	836,597	908,867	904,340	939,386
Rope and Twine - - - - Cwt	148	97	224	152	246
Other kinds - - - - "	729	2,480	2,816	873	807
Silk					
Piece goods - - - - Yards	13,269,424	10,065,569	10,185,716	12,271,372	8,212,032
Goods of silk mixed with other materials - - - - "	5,051,282	5,693,313	4,012,052	4,935,684	3,633,536
Thread, sewing - - - - Lbs	7,732	14,707	4,826	6,346	2,481
Other sorts - - - - "	216,451	291,025	285,109	395,059	476,489
Wool					
Piece goods - - - - Yards	11,384,091	14,309,611	9,893,944	13,254,975	14,401,877
Shawls - - - - No	787,483	963,181	400,582	893,451	1,505,214
Brands - - - - Lbs	342,439 *	275,183	282,428	254,824	262,558
Carpets and rugs - - - - "	225,981	425,476	719,349	965,226	842,716
Other sorts - - - - "	998,697	1,076,764	1,076,316	1,089,290	1,256,167
Apparel					
Apparel (including haberdashery, millinery, &c., but excluding hosiery) - - - - Pairs	369,772	349,633	456,695	622,015	753,462
Arms, Ammunition, and Military Stores					
Fire-arms and parts thereof - - - - Lbs	256,590	130,055	189,300	178,050	113,262
Gunpowder, common - - - - "	191,803	203,142	191,902	188,298	149,335
" sporting - - - - "	6,424	7,332	11,557	11,428	7,104
Dynamite and other Explosives - - - - Cwt	—	—	—	—	—
Other sorts - - - - "	—	—	—	—	—
Art, works of					
Books and Printed Matter (including maps and charts) - - - - Cwt	12,482	14,161	12,888	14,226	19,641
Building and Engineering Materials					
Asphalt - - - - Cwt	27,304	17,389	21,305	21,466	14,072
Bricks and Tiles - - - - No	2,328,741	3,905,291	4,505,161	3,544,390	3,641,594
Cement - - - - Cwt	716,711	566,310	733,166	712,003	729,478
Chalk and Lime - - - - "	31,639	34,344	20,473	34,165	40,160
Clay - - - - "	57,297	45,782	54,879	57,356	43,898
Earthenware Piping - - - - "	19,916	27,381	15,453	16,319	13,057
Other sorts - - - - "	18,697	11,924	12,961	15,959	5,384
Cabinet-ware and Furniture					
Candles - - - - Lbs	4,858,633	3,554,620	4,010,571	3,491,256	2,974,957
Caoutchouc, manufactures of - - - - "	—	—	—	—	—
Carrriages, Carts, &c (excluding railway carriages), and parts thereof - - - - "	—	—	—	—	—
Chinese and Japanese-ware (including lacquered-ware, but not earthenware and porcelain) - - - - "	—	—	—	—	—
Clocks and Watches - - - - No	164,708	155,672	187,316	254,388	262,805
Coir (excluding rope) - - - - Cwt	8,687	6,337	6,730	4,467	5,224

\* From November 1895 only.

## No. 6—continued.

## VALUE of IMPORTS of PRINCIPAL ARTICLES into British India—continued.

ARTICLES.	1895-96.	1896-97.	1897-98.	1898-99.	1899-1900.
<b>VII.—ARTICLES MANUFACTURED AND PARTLY MANUFACTURED—continued</b>					
<b>Yarns and Textile Fabrics—continued.</b>					
<b>Jute</b>	<i>Rupees</i>	<i>Rupees.</i>	<i>Rupees.</i>	<i>Rupees</i>	£
Twist and Yarn . . . . .	4,920	2,180	2,050	2,320	449
Gunny Bags . . . . .	391,240	427,790	473,200	401,940	31,575
" Cloth . . . . .	9,010	10,810	30,930	20,740	605
Canvas . . . . .	332,010	201,720	259,370	214,050	18,995
Rope and Twine . . . . .	5,660	5,210	8,680	5,000	687
Other kinds . . . . .	26,430	89,880	99,330	29,410	2,404
	764,350	735,410	871,510	671,140	54,266
<b>Silk .</b>					
Piece goods . . . . .	11,620,350	7,778,660	7,648,250	8,924,010	439,584
Goods of silk mixed with other materials	4,045,260	4,556,100	3,078,570	3,414,670	182,909
Thread, sewing- . . . . .	39,290	98,380	32,690	41,100	1,212
Other sorts . . . . .	1,338,300	1,233,550	733,090	1,238,160	129,516
	17,043,200	13,666,690	11,492,600	13,617,940	753,221
<b>Wool</b>					
Piece goods . . . . .	10,304,360	11,979,720	8,049,310	10,570,830	756,347
Shawls . . . . .	1,914,430	2,450,130	985,790	1,874,440	222,867
Braids . . . . .	654,220*	520,630	467,480	395,270	25,125
Carpets and Rugs . . . . .	235,670	467,840	721,990	992,010	56,403
Other sorts . . . . .	1,346,490	1,506,120	1,259,700	1,404,760	111,259
	14,455,170	16,924,440	11,484,270	15,237,310	1,172,001
<b>Total Yarns and Textile Fabrics . . . . .</b>	<b>291,594,780</b>	<b>330,425,620</b>	<b>289,501,380</b>	<b>303,258,470</b>	<b>21,720,259</b>
<b>Apparel .</b>					
Apparel (including haberdashery, millinery, &c., but excluding hosiery) . . . . .	14,555,800	13,909,020	10,956,250	12,204,330	843,519
Boots and Shoes . . . . .	1,387,000	1,251,940	1,289,380	1,600,530	132,685
	15,942,800	15,160,950	12,245,620	13,804,860	976,204
<b>Arms, Ammunition, and Military Stores</b>					
Fire-arms and parts thereof . . . . .	628,040	577,380	510,400	753,350	37,162
Gunpowder, common . . . . .	97,100	48,140	66,570	58,640	2,841
" sporting . . . . .	229,010	224,570	193,170	148,760	10,626
Dynamite and other Explosives . . . . .	870,370	900,850	1,295,840	1,271,270	49,778
Other sorts . . . . .	1,049,540	842,960	491,820	658,100	68,357
	2,874,060	2,593,900	2,557,800	2,890,120	168,764
<b>Art, works of . . . . .</b>	<b>495,770</b>	<b>414,540</b>	<b>380,970</b>	<b>346,620</b>	<b>25,415</b>
<b>Books and Printed Matter (including maps and charts) . . . . .</b>	<b>2,410,240</b>	<b>2,365,680</b>	<b>1,981,530</b>	<b>2,118,040</b>	<b>152,064</b>
<b>Building and Engineering Materials :</b>					
Asphalt . . . . .	78,010	48,010	53,230	50,900	2,349
Bricks and Tiles . . . . .	181,060	288,600	278,370	276,130	14,284
Cement . . . . .	1,425,210	1,097,820	1,483,620	1,479,190	100,066
Chalk and Lime . . . . .	24,220	19,450	20,710	31,030	2,430
Clay . . . . .	122,680	90,880	107,800	97,330	5,090
Earthenware Piping . . . . .	80,650	105,600	61,480	56,650	2,731
Other sorts . . . . .	97,180	14,960	43,990	32,110	680
	2,009,030	1,665,320	2,049,200	2,023,340	127,630
<b>Cabinet-ware and Furniture . . . . .</b>	<b>1,040,850</b>	<b>975,090</b>	<b>671,350</b>	<b>737,800</b>	<b>53,381</b>
<b>Candles . . . . .</b>	<b>1,791,420</b>	<b>1,099,750</b>	<b>1,078,840</b>	<b>922,920</b>	<b>55,621</b>
<b>Caoutchouc, manufactures of . . . . .</b>	<b>390,750</b>	<b>440,230</b>	<b>440,360</b>	<b>508,710</b>	<b>36,535</b>
<b>Carriages, Carts, &amp;c. (excluding railway carriages), and parts thereof . . . . .</b>	<b>1,082,240</b>	<b>2,248,970</b>	<b>2,856,590</b>	<b>3,173,990</b>	<b>176,541</b>
<b>Chinese and Japanese-ware (including lacquered-ware, but not earthenware and porcelain) . . . . .</b>	<b>261,120</b>	<b>227,960</b>	<b>217,140</b>	<b>196,890</b>	<b>15,630</b>
<b>Clocks and Watches . . . . .</b>	<b>1,360,420</b>	<b>1,226,170</b>	<b>1,088,600</b>	<b>1,329,760</b>	<b>93,091</b>
<b>Coir (excluding rope) . . . . .</b>	<b>81,970</b>	<b>64,100</b>	<b>61,430</b>	<b>24,310</b>	<b>2,786</b>

\* From November 1895 only

## No. 5—concluded.

## QUANTITY of IMPORTS of PRINCIPAL ARTICLES into British India—concluded.

ARTICLES.	1895-96.	1896-97.	1897-98.	1898-99.	1899-1900
<b>VII - ARTICLES MANUFACTURED AND PARTLY MANUFACTURED—continued</b>					
Corals, Real - - - - - Lbs	291,614	230,989	206,265	243,415	208,756
Cordage and Rope of vegetable fibre (excluding jute) - - - - - Cwt	8,606	10,465	10,390	13,944	12,211
Corks - - - - - " "	967	927	807	991	824
Earthenware and Porcelain (excluding earthenware piping) - - - - -	—	—	—	—	—
Fireworks - - - - -	—	—	—	—	—
Glass					
Sheet and Plate - - - - - Supl Feet	8,344,537	8,343,436	6,436,988	8,396,641	8,163,667
Beads and False Pearls - - - - - Cwt	21,842	17,462	13,938	12,132	16,513
Bottles, common - - - - - } Gross	25,109	22,962	28,475	27,981	30,180
Other ware - - - - - } = Cwt	37,804	34,540	43,159	40,022	46,248
Hides and Skins					
Hides, dressed or tanned - - - - - { No	14,120	13,142	11,439	17,316	24,753
- - - - - { = Cwt	865	790	886	1,021	1,093
Skins, dressed, or tanned - - - - - { No	194,331	237,644	194,328	252,550	234,420
- - - - - { = Cwt	1,307	1,373	1,198	1,442	1,242
- - - - - { No	208,451	250,786	205,767	269,866	259,173
- - - - - { = Cwt	2,172	2,163	2,084	2,463	2,335
Instruments, Apparatus, and Appliances, and parts thereof					
Musical - - - - -	—	—	—	—	—
Photographic - - - - -	—	—	—	—	—
Scientific, Philosophical, &c - - - - -	—	—	—	—	—
Ivory, manufactured - - - - -	—	—	—	—	—
Jewellery, &c					
Jewellery - - - - -	—	—	—	—	—
Plate - - - - -	—	—	—	—	—
Leather					
Unwrought - - - - - Cwt	1,765	1,702	1,631	1,755	2,202
Saddlery and Harness - - - - -	—	—	—	—	—
Other sorts - - - - -	—	—	—	—	—
Matches - - - - -	—	—	—	—	—
Mats and Matting - - - - - Sq Yds	1,692,800	1,209,107	1,499,320	1,541,185	1,255,225
Oil and Floor Cloth - - - - -	721,465	451,166	738,692	755,043	691,263
Paints and Colours - - - - - Cwt	190,661	190,505	180,643	199,983	182,341
Painters' Materials - - - - -	—	—	—	—	—
Paper and Pasteboard					
Printing Paper - - - - - Cwt	72,959	74,091	65,100	91,092	98,635
Writing Paper and Envelopes - - - - -	—	—	—	—	—
Other kinds of Paper - - - - - Cwt	78,899	73,021	61,131	76,993	88,460
Pasteboard, Millboard, &c - - - - -	8,851	7,294	10,801	17,197	15,522
Perfumery - - - - -	—	—	—	—	—
Printing and Lithographing materials (other than paper) - - - - -	—	—	—	—	—
Ships, parts of - - - - -	—	—	—	—	—
Soap - - - - - Cwt	64,040	55,339	62,735	80,992	98,574
Stationery (excluding paper) - - - - -	—	—	—	—	—
Sticks and Whips (including fishing rods and lines) - - - - -	—	—	—	—	—
Tea-chests (entire or in sections) - - - - -	—	—	—	—	—
Telegraph, Materials for construction of - - - - -	—	—	—	—	—
Toys and Requisites for Games - - - - -	—	—	—	—	—
Umbrellas - - - - - No	4,051,735	3,790,897	4,021,980	3,036,658	3,099,766
Wood, manufactures of - - - - -	—	—	—	—	—
Articles (not specified) imported by Post - - - - -	—	—	—	—	—
All other Articles - - - - -	—	—	—	—	—

## No. 6—concluded.

## VALUE OF IMPORTS OF PRINCIPAL ARTICLES into British India—concluded

ARTICLES.	1895-96.	1896-97.	1897-98.	1898-99.	1899-1900.
<b>VII—ARTICLES MANUFACTURED AND PARTLY MANUFACTURED—continued</b>	<i>Rupees.</i>	<i>Rupees</i>	<i>Rupees</i>	<i>Rupees.</i>	<i>£</i>
Corals, Real . . . . .	1,138,620	735,340	668,480	867,400	52,701
Cordage and Rope of vegetable fibre (excluding jute) . . . . .	379,340	434,720	428,290	518,770	32,446
Corks . . . . .	150,290	143,490	120,470	124,800	7,514
Earthenware and Porcelain (excluding earthenware piping) . . . . .	2,314,220	2,151,010	2,050,420	1,873,490	132,691
Fireworks . . . . .	495,170	611,950	541,630	473,240	33,699
Glass . . . . .					
Sheet and Plate . . . . .	675,530	752,190	592,100	738,340	52,675
Beads and False Pearls . . . . .	1,568,350	1,486,480	1,112,620	1,002,900	95,043
Bottles, common . . . . .	393,220	335,430	419,480	389,900	27,769
Other ware . . . . .	4,773,680	4,466,360	3,640,440	4,491,790	335,614
	7,410,780	7,040,460	5,764,630	6,622,930	511,101
Hides and Skins . . . . .					
Hides, dressed or tanned . . . . .	100,830	70,290	77,620	82,080	7,951
Skins, dressed or tanned . . . . .	535,600	589,190	457,770	523,690	31,791
	636,430	659,480	535,390	605,770	39,742
Instruments, Apparatus, and Appliances, and parts thereof . . . . .					
Musical . . . . .	1,002,140	971,250	815,530	807,960	63,229
Photographic . . . . .	516,330	465,830	446,320	524,740	36,591
Scientific, Philosophical, &c. . . . .	1,728,100	1,804,230	1,805,200	2,078,310	160,085
	3,246,570	3,241,310	3,067,050	3,411,010	259,905
Ivory, manufactured . . . . .	362,700	177,600	295,080	283,390	8,604
Jewellery, &c. . . . .					
Jewellery . . . . .	1,197,510	992,090	1,032,610	1,118,830	93,049
Plate . . . . .	72,370	121,640	178,050	236,010	23,719
	1,269,880	1,113,730	1,210,660	1,354,840	116,768
Leather . . . . .					
Unwrought . . . . .	397,040	358,880	279,030	279,830	23,128
Saddlery and Harness . . . . .	705,320	647,190	478,680	468,420	30,035
Other sorts . . . . .	1,106,430	1,077,550	1,095,570	1,229,950	73,676
	2,208,790	2,083,620	1,853,280	1,978,200	126,839
Matches . . . . .	3,614,330	2,848,070	4,171,950	3,797,890	231,729
Mats and Matting . . . . .	191,840	153,620	176,650	156,930	11,934
Oil and Floor Cloth . . . . .	405,570	299,150	376,210	432,340	27,364
Paints and Colours . . . . .	2,819,770	2,690,320	2,664,530	2,573,030	176,947
Painters' Materials . . . . .	936,000	709,300	579,230	767,340	54,486
Paper and Pasteboard . . . . .					
Printing Paper . . . . .	1,149,140	1,083,140	971,290	1,283,910	88,278
Writing Paper and Envelopes . . . . .	1,416,980	1,498,200	1,329,390	1,332,710	98,163
Other kinds of Paper . . . . .	1,461,110	1,199,610	921,760	1,068,310	79,410
Pasteboard, Millboard, &c . . . . .	72,600	61,850	96,750	141,640	8,361
	4,099,830	3,842,800	3,319,190	3,826,570	274,212
Perfumery . . . . .	235,590	214,570	266,430	269,700	19,479
Printing and Lithographing materials (other than paper) . . . . .	515,100	496,030	515,620	523,500	30,552
Ships, parts of . . . . .	825,570	1,397,800	1,168,410	767,110	79,251
Soap . . . . .	1,316,310	1,170,670	1,243,710	1,316,590	107,133
Stationery (excluding paper) . . . . .	3,346,050	3,318,790	2,773,040	2,899,820	195,844
Sticks and Whips (including fishing rods and lines) . . . . .	*	117,380	70,120	81,370	5,580
Tea-chests (entire or in sections) . . . . .	*	*	*	1,262,420	98,284
Telegraph, Materials for construction of . . . . .	24,370	20,700	17,920	26,590	411
Toys and Requisites for Games . . . . .	1,845,710	1,924,450	1,411,040	1,673,680	131,452
Umbrellas . . . . .	3,442,180	3,069,430	3,353,740	2,434,380	182,021
Wood, manufactures of . . . . .	633,830	606,890	778,570	372,770	28,754
Articles (not specified) imported by Post . . . . .	3,157,060	2,750,850	2,806,600	3,541,730	247,373
All other Articles . . . . .	2,840,480	2,591,290	2,675,410	2,357,280	194,160
Total Value of Articles Manufactured and partly Manufactured . . . . .	371,199,150	405,613,010	360,034,570	378,340,710	27,022,897
<b>GRAND TOTAL . . . . .</b>	<b>693,163,950</b>	<b>717,938,290</b>	<b>692,666,630</b>	<b>683,803,410</b>	<b>47,141,242</b>

\* Not separately enumerated.



QUANTITY of EXPORTS of PRINCIPAL ARTICLES of INDIAN PRODUCE and MANUFACTURE from  
British India

ARTICLES	1895-96.	1896-97.	1897-98.	1898 99.	1899 1900
<b>I.—ANIMALS, LIVING</b>					
Horses - - - - - No	235	224	150	92	194
Other sorts - - - - - „	164,086	167,685	205,235	208,497	290,554
Total Number of Animals, Living - „	164,321	167,909	205,385	208,589	290,748
<b>II.—ARTICLES OF FOOD AND DRINK</b>					
Coffee - - - - - Cwt	290,902	210,797	225,008	270,056	281,353
<b>Fruits and Vegetables</b>					
Fruits :					
Cocoanuts - - - - - No	283,775	140,780	351,225	269,971	175,250
„ Kernel or Copra - - - Cwt	55,212	7,197	29,973	56,569	97,029
Other sorts - - - - - „	—	—	—	—	—
Vegetables, fresh - - - - - „	—	—	—	—	—
<b>Grain and Pulse</b>					
Barley - - - - - Cwt	34,058	19,537	34,471	96,193	24,221
Gram - - - - - „	633,199	274,954	206,966	282,706	278,426
Jawar and Bajra - - - - - „	731,669	652,812	642,560	1,960,590	574,687
Oats - - - - - „	90,067	85,064	50,092	55,046	79,083
Pulse - - - - - „	742,086	555,942	306,033	785,002	1,162,170
Rice in the husk - - - - - „	516,162	454,015	474,564	549,482	408,847
„ not in the husk - - - - - „	34,635,624	27,820,322	26,272,097	37,392,804	31,862,546
Rice-flour - - - - - „	456	708	1,002	2,128	1,115
Wheat - - - - - „	10,092,912	1,910,553	2,392,607	19,520,496	9,704,087
Wheat-flour - - - - - „	661,729	599,791	505,283	682,662	557,894
Other sorts - - - - - „	319,069	65,973	39,175	96,229	8,168
	48,332,973	32,420,134	30,890,379	61,423,338	44,641,244
<b>Provisions</b>					
Biche de mer - - - - - Lbs	52,308	82,073	97,090	103,573	53,535
Fishmaws and Sharkfins - - - „	1,073,734	1,196,918	1,221,498	1,087,019	1,174,928
Fish, dry, salted - - - - - „	9,595,401	7,375,016	10,738,410	8,318,575	12,887,412
„ „ unsalted - - - - - „	3,605,321	3,086,754	4,560,962	3,082,260	4,045,711
Fruits and Vegetables—dried, salted, or preserved - - - - - Cwt	212,442	190,696	69,624	107,227	117,108
Ghi - - - - - Lbs	2,455,260	3,672,349	3,302,907	5,167,068	4,415,033
Lard - - - - - „	374,155	223,859	181,914	180,940	70,243
Other sorts - - - - - Cwt	31,330	25,640	28,257	35,476	38,769
<b>Spices</b>					
Betelnuts - - - - - Lbs	212,543	280,782	286,803	290,166	312,300
Cardamoms - - - - - „	140,772	65,969	108,961	175,808	191,120
Chillies - - - - - „	8,290,346	8,126,173	8,154,144	10,676,596	9,408,385
Ginger - - - - - „	10,802,988	10,708,228	8,272,489	8,481,192	5,959,859
Pepper - - - - - „	9,852,112	13,604,520	9,688,900	12,204,066	10,407,748
Other sorts - - - - - „	157,390	186,551	164,347	172,378	111,072
	29,456,151	32,972,223	26,675,644	32,000,206	26,390,475
<b>Sugar</b>					
Refined or crystallised, including sugar-candy and confectionery - Cwt	41,934	62,963	37,887	41,255	33,586
Unrefined - - - - - „	1,021,832	1,097,202	548,895	289,668	560,185
	1,063,766	1,160,165	586,782	330,923	593,771
Tea - - - - - Lbs	137,710,205	148,908,467	151,451,817	157,470,672	175,038,127
Other articles - - - - - „	—	—	—	—	—
<b>III.—METALS AND MANUFACTURES OF</b>					
<b>Metals</b>					
Brass (mainly Wrought) - - - - Cwt	4,427	3,701	3,185	3,068	5,320
Copper (mainly Sheets and other manufactures) - - - - - „	2,439	2,185	1,645	2,566	9,725
<b>Iron :</b>					
Ore and Old (for re-manufacture) - „	198	10,657	7,624	2,300	2,498
<b>Wrought</b>					
Anchors, Cables, and Kentledge - „	1,920	1,592	1,610	1,760	1,441
Nails, Screws, Rivets, and Washers „	4,290	2,575	3,114	3,146	2,709
Other manufactures of iron, or of iron mixed with steel - „	2,736	3,758	3,650	2,915	3,628
	9,144	18,582	15,998	10,121	10,276

VALUE OF EXPORTS OF PRINCIPAL ARTICLES OF INDIAN PRODUCE AND MANUFACTURE FROM  
British India

ARTICLES.	1895-96.	1896-97.	1897-98.	1898-99.	1899-1900.
<b>I — ANIMALS, LIVING</b>					
Horses	Rupees 41,400	Rupees 32,680	Rupees 22,760	Rupees 21,360	£ 2,026
Other sorts	1,569,130	1,746,990	1,391,460	1,578,430	131,784
Total Value of Animals, Living	1,610,530	1,779,670	1,414,220	1,599,790	133,810
<b>II — ARTICLES OF FOOD AND DRINK</b>					
Coffee	21,223,730	21,981,910	15,850,390	17,498,240	989,809
Fruits and Vegetables					
Fruits					
Cocoanuts	10,280	5,520	12,570	10,110	366
"    Kernel or Copra	654,810	90,590	318,100	621,910	65,959
Other sorts	14,640	15,410	10,580	9,710	695
Vegetables, fresh	643,950	695,680	1,052,750	900,510	62,368
	1,323,680	807,200	1,394,000	1,542,240	129,388
Grain and Pulse					
Barley	89,960	75,230	149,260	295,650	5,902
Gram	2,083,320	1,110,400	1,166,040	1,193,320	70,633
Jawar and Bajra	2,355,970	2,280,220	2,544,100	6,552,060	127,947
Oats	291,140	344,900	257,130	215,390	19,186
Pulse	2,568,220	2,270,660	1,757,310	3,116,740	245,678
Rice in the husk	1,063,440	968,610	1,179,910	1,350,540	60,199
"    not in the husk	134,307,030	118,502,610	115,870,280	156,776,460	8,670,582
Rice-flour	2,420	4,640	8,240	12,540	585
Wheat	39,138,960	8,363,950	13,411,510	97,196,880	2,606,331
Wheat-flour	4,156,690	4,306,450	4,174,950	4,964,310	256,625
Other sorts	1,117,240	256,180	169,290	301,790	1,821
	187,084,430	138,408,620	140,538,760	271,975,680	12,065,489
Provisions					
Beche de mer	7,850	15,700	14,500	23,590	617
Fishmaws and Sharkfins	937,740	1,205,590	1,405,230	1,348,870	93,354
Fish, dry, salted	969,050	754,030	347,190	816,860	79,036
"    unsalted	269,880	241,270	1,093,860	266,930	20,791
Fruits and Vegetables—dried, salted, or preserved	619,130	566,360	376,990	628,670	40,981
Ghi	995,960	1,500,990	1,285,000	2,148,720	123,178
Lard	107,460	67,900	56,040	53,080	1,391
Other sorts	884,180	839,150	737,860	810,570	52,025
	4,791,230	5,190,990	5,316,670	6,097,290	411,373
Spices :					
Betelnuts	34,720	46,840	43,750	59,270	3,798
Cardamoms	195,740	115,580	243,660	336,320	21,850
Chillies	694,580	720,930	1,191,100	1,138,030	58,525
Ginger	2,383,060	1,969,050	1,468,850	1,326,120	65,019
Pepper	1,539,930	2,080,030	1,740,510	3,291,320	214,589
Other sorts	47,060	38,130	28,410	34,910	1,749
	4,895,090	4,970,560	4,716,280	6,185,970	365,530
Sugar :					
Refined or crystallised, including sugar-candy and confectionery	547,510	662,850	494,890	521,410	27,511
Unrefined	5,199,940	6,222,640	2,429,650	1,462,960	197,443
	5,747,450	6,885,490	2,924,540	1,984,370	224,954
Tea	76,648,890	81,245,480	80,586,230	80,448,040	6,061,408
Other articles	25,920	29,710	16,780	35,460	3,943
Total Value of Articles of Food and Drink	302,498,620	253,388,440	350,684,560	385,767,290	20,251,894
<b>III — METALS AND MANUFACTURES OF.</b>					
Metals					
Brass (mainly Wrought)	509,300	424,050	307,020	283,750	27,727
Copper (mainly Sheets and other manufactures)	155,270	143,720	105,300	160,250	32,995
Iron					
Ore and Old, (for re-manufacture)	470	20,440	14,170	5,540	193
Wrought :					
Anchors, Cables, and Kentledge	17,150	13,880	12,880	14,000	851
Nails, Screws, Rivets, and Washers	48,680	27,400	32,600	31,750	2,112
Other manufactures of iron, or of iron mixed with steel	27,270	35,410	29,980	22,550	2,133
	93,570	97,130	89,630	73,840	5,289

## No. 7—continued.

QUANTITY OF EXPORTS OF PRINCIPAL ARTICLES OF INDIAN PRODUCE AND MANUFACTURE FROM  
British India—continued.

ARTICLES	1895-96.	1896-97.	1897-98.	1898-99.	1899-1900
<b>III—METALS AND MANUFACTURES OF—continued</b>					
<i>Metals—continued</i>					
Lead - - - - - Cwt	1,132	4,126	2,309	3,808	4,657
Manganese ore - - - - - "	155,160	946,600	1,576,580	1,257,504	1,904,500
Tin (mainly block) - - - - - "	261	1,688	964	840	759
Unenumerated - - - - - "	6,549	16,094	120	1,037	604
Total Metals - - - - - "	179,112	992,976	1,600,801	12,789,440	1,935,841
Hardware and Cutlery (including plated ware) - - - - -	—	—	—	—	—
Machinery and Millwork - - - - -	—	—	—	—	—
Railway Plant and Railway Stock - - - - -	—	—	—	—	—
<b>IV—CHEMICALS, DRUGS, MEDICINES AND NARCOTICS, AND DYEING AND TANNING MATERIALS</b>					
<i>Chemicals—</i>					
Borax - - - - - Cwt	6,700	5,516	3,624	4,999	4,405
Saltpetre - - - - - "	421,769	528,452	417,786	365,256	397,385
Other sorts - - - - - "	—	—	—	—	—
<i>Drugs, Medicines, and Narcotics</i>					
Cinchona Bark - - - - - Lbs	939,938	321,478	3,056,769	1,361,539	3,290,236
Galangal - - - - - Cwt	788	556	1,216	1,296	1,327
Other sorts - - - - - "	—	—	—	—	—
Opium - - - - - { Chests = Cwt	60,860 83,944	62,258 86,386	56,069 78,280	67,128 92,827	67,350 93,378
<i>Tobacco :</i>					
Unmanufactured - - - - - Lbs	9,236,761	11,257,582	9,747,129	12,723,068	8,337,285
Manufactured	—	—	—	—	—
Cigars - - - - - "	600,940	557,816	600,821	633,078	7,933
Other sorts - - - - - "	249,533	273,872	253,362	245,477	239,797
	10,087,234	12,089,270	10,601,312	13,591,623	9,336,415
<i>Dyeing and Tanning Materials—</i>					
Cutch - - - - - Cwt	183,729	122,082	97,187	61,669	127,815
Indigo - - - - - "	187,337	169,523	133,849	135,187	111,420
Myrabolams - - - - - "	1,000,026	890,372	726,060	905,916	1,018,285
Safflower - - - - - "	1,904	2,487	2,125	2,605	1,993
Tumerie - - - - - "	140,758	40,733	28,067	48,226	48,000
Other sorts - - - - - "	27,335	19,683	18,673	21,924	37,868
	1,541,089	1,253,880	1,005,961	1,175,527	1,345,381
<b>V—OILS</b>					
Animal - - - - - Gals	10,597	1,638	191	202	735
Essential - - - - - "	24,674	13,778	17,314	21,000	17,146
Mineral - - - - - "	315,118	191,424	15,563	722,686	1,302,227
Paraffin wax - - - - - Cwt	34,715	41,332	29,670	34,990	50,393
<i>Vegetable, not Essential</i>					
Dregs of Jmjli Oil - - - - - "	51,136	59,506	242,000	202,811	201,950
Castor - - - - - Gals	2,016,461	1,997,475	1,953,509	2,140,902	1,527,820
Cocoanut - - - - - "	2,205,727	1,137,538	1,046,235	1,532,477	2,245,502
Earthnut - - - - - "	27,846	44,393	30,479	27,859	53,261
Linseed - - - - - "	110,625	157,060	177,383	120,915	248,479
Mustard or Rape - - - - - "	170,545	161,307	194,199	285,521	259,661
Til or Jmjli - - - - - "	225,719	160,444	125,084	276,498	226,186
Other sorts - - - - - "	69,578	44,695	12,378	24,704	18,761
	4,826,501	3,702,912	3,539,267	4,408,786	4,579,670
Total Quantity of Oils - - - - - { Gals & Cwt	5,176,890 85,851	3,909,752 100,838	3,572,335 271,670	5,152,674 237,801	5,899,778 252,343
<b>VI.—RAW MATERIALS AND UNMANUFACTURED ARTICLES</b>					
Bristles and fibre for brushes and brooms - - - - - Cwt	14,523	25,392	41,065	59,661	54,388
Canes and Raltans - - - - - "	2,075	2,062	1,662	2,057	1,833
Caoutchouc - - - - - "	7,154	6,213	5,563	6,240	8,169
Coal and Coke - - - - - Tons	80,923	136,719	212,855	327,104	304,586
Coir - - - - - Cwt	43,289	39,200	60,994	53,006	70,016
Cotton - - - - - "	5,248,428	5,216,023	3,722,526	5,411,012	4,373,470
Feather - - - - - Lbs	1393,723	224,241	231,514	161,425	138,451

## No. 8—continued.

VALUE OF EXPORTS of PRINCIPAL ARTICLES of INDIAN PRODUCE and MANUFACTURE from  
British India—continued.

ARTICLES.	1895-96.	1896-97.	1897-98.	1898-99.	1899-1900.
<b>III.—METALS AND MANUFACTURES OF—continued</b>					
<i>Metals—continued.</i>					
Lead . . . . .	<i>Rupees.</i> 12,460	<i>Rupees</i> 33,710	<i>Rupees.</i> 20,510	<i>Rupees</i> 28,860	£ 2,519
Manganese ore . . . . .	182,060	378,640	630,030	563,320	50,803
Tin (mainly block) . . . . .	13,750	81,450	43,780	43,930	4,624
Unenumerated . . . . .	33,310	30,330	9,680	15,010	649
Total Metals . . . . .	999,720	1,189,030	1,205,950	1,108,960	124,606
Hardware and Cutlery (including plated ware) . . . . .	190,690	229,190	180,710	157,300	11,162
Machinery and Millwork . . . . .	1,270	10,270	1,190	8,820	248
Railway Plant, and Rolling Stock . . . . .	32,630	47,930	45,610	88,320	6,762
Total Value of Metals and Manufactures of . . . . .	1,224,310	1,476,420	1,433,460	1,363,490	142,778
<b>IV.—CHEMICALS, DRUGS, MEDICINES AND NARCOTICS, AND DYEING AND TANNING MATERIALS</b>					
<i>Chemicals—</i>					
Borax . . . . .	120,140	94,490	65,090	96,430	6,304
Saltpetre . . . . .	5,359,460	5,721,640	3,987,450	3,493,440	256,196
Other sorts . . . . .	86,300	91,000	69,720	130,460	5,762
	5,565,900	5,907,130	4,122,260	3,720,330	268,262
<i>Drugs, Medicines, and Narcotics.</i>					
Cinchona Bark . . . . .	232,940	75,270	789,230	348,190	54,951
Galangal . . . . .	5,970	4,430	9,980	10,810	817
Other sorts . . . . .	1,148,470	948,890	758,940	1,030,590	83,657
	1,387,180	1,028,590	1,558,150	1,389,590	139,455
Opium . . . . .	84,593,360	80,229,230	60,975,630	71,260,090	5,469,143
<i>Tobacco—</i>					
Unmanufactured . . . . .	1,163,960	1,138,200	906,810	1,384,240	57,951
Manufactured . . . . .					
Cigars . . . . .	627,010	637,810	675,270	738,530	61,142
Other sorts . . . . .	33,790	37,320	35,420	32,840	2,100
	1,824,760	1,813,330	1,617,500	2,155,610	121,193
<i>Dyeing and Tanning Materials</i>					
Cutch . . . . .	3,796,110	2,399,530	1,874,820	1,282,700	164,695
Indigo . . . . .	53,545,110	43,707,570	30,574,020	29,704,780	1,795,007
Myrabolams . . . . .	4,045,600	3,614,310	2,589,490	3,204,700	235,447
Safflower . . . . .	33,170	56,310	40,780	33,200	2,305
Tumeric . . . . .	786,760	252,250	249,970	502,520	38,547
Other sorts . . . . .	65,190	66,960	65,400	85,720	7,287
	62,271,940	50,096,930	35,394,480	34,813,640	2,243,288
Total Value of Chemicals, Drugs, Medicines and Narcotics, and Dyeing and Tanning Materials )	155,643,140	139,075,210	103,668,020	113,330,260	8,241,341
<b>V.—OILS</b>					
Animal . . . . .	4,090	1,690	170	180	45
Essential . . . . .	529,350	232,600	344,250	499,090	27,415
Mineral . . . . .	155,270	112,900	11,140	363,840	43,738
Paraffin wax . . . . .	601,620	764,750	591,510	730,880	70,506
<i>Vegetable, not Essential</i>					
Dregs of Jijnjli Oil . . . . .	179,340	179,520	748,950	718,820	45,541
Castor . . . . .	2,015,470	2,330,790	2,582,540	2,741,940	127,166
Cocanut . . . . .	2,932,210	1,530,290	1,362,510	1,921,660	185,311
Earthnut . . . . .	38,400	69,040	44,670	39,660	4,759
Linseed . . . . .	242,050	292,480	311,180	166,480	28,011
Mustard or Rape . . . . .	232,080	230,560	295,590	399,560	23,531
Til or Jijnjli . . . . .	323,580	250,290	199,650	382,790	21,115
Other sorts . . . . .	133,610	92,980	24,290	43,970	1,961
	6,096,740	4,975,950	5,569,380	6,414,880	437,395
Total Value of Oils . . . . .	7,387,070	6,087,890	6,516,750	8,038,870	579,099
<b>VI.—RAW MATERIALS AND UNMANUFACTURED ARTICLES—</b>					
Bristles and fibre for brushes and brooms . . . . .	802,630	937,340	1,044,350	1,070,300	76,667
Canes and Rattans . . . . .	19,790	20,420	30,560	27,150	1,448
Caoutchouc . . . . .	991,360	898,490	844,780	1,223,620	105,382
Coal and Coke . . . . .	865,800	1,411,240	2,141,360	3,353,030	218,674
Cour . . . . .	322,820	282,210	421,560	303,980	37,708
Cotton . . . . .	110,901,930	129,700,890	88,713,130	111,835,390	6,616,710
Feathers . . . . .	555,180	370,990	240,670	197,770	12,481

## No. 7—continued.

QUANTITY of EXPORTS of PRINCIPAL ARTICLES of INDIAN PRODUCE and MANUFACTURE from  
British India—continued.

ARTICLES.	1895-96.	1896-97.	1897-98.	1898-99.	1899-1900.
<b>VI.—RAW MATERIALS AND UNMANUFACTURED ARTICLES—continued</b>					
Fodder, bran, and cattle food, including hay and straw :					
Oilcake - - - - - Cwt.	557,734	603,067	414,507	456,876	604,822
Rice-bran - - - - - Tons	92,017	102,416	118,491	111,515	136,006
Other sorts - - - - - Cwt.	175,005	154,096	108,916	192,284	135,198
Gums and Resins - - - - - "	34,303	60,312	47,139	43,907	51,404
Hemp - - - - - "	209,129	205,017	206,617	246,861	277,548
Hides and Skins					
Hides - - - - - { No	8,244,530	7,427,943	10,072,470	8,864,329	13,474,323
- - - - - { Cwt.	649,835	591,813	806,348	695,938	1,188,765
Skins - - - - - { No	8,173,037	6,310,988	9,842,409	10,667,448	16,838,540
- - - - - { = Cwt.	96,410	62,825	102,343	116,490	222,626
Horns - - - - - Cwt.	67,732	59,804	66,465	69,221	84,763
Ivory - - - - - Lbs.	4,668	8,501	4,122	3,323	8,005
Jade-stone - - - - - Cwt.	4,249	4,319	3,861	4,484	2,815
Jewellery, &c					
Precious Stones and Pearls, unset - - -	—	—	—	—	—
Jute - - - - - Cwt.	12,266,781	11,464,356	15,023,325	9,864,545	9,725,245
Lac, stick and seed - - - - - "	1,146	2,705	2,341	4,033	2,388
Manures					
Animal Bones - - - - - Tons	77,004	74,116	71,796	74,027	108,868
Other sorts (except oilcake) - - - - - "	2,398	2,177	868	1,044	1,059
Mica (commercially called Talc) - - - - - Cwt.	10,231	12,826	11,608	10,047	22,599
Natural History Specimens - - - - - "	—	—	—	—	—
Rags and other materials for making paper Cwt.	22,589	15,348	23,046	20,886	17,492
Seeds.					
Essential					
Ajama - - - - - Cwt.	11,241	10,627	7,330	11,622	3,447
Aniseed - - - - - "	1,027	1,051	1,206	1,018	2,327
Coriander - - - - - "	49,776	44,889	54,083	56,878	52,827
Cumin - - - - - "	14,898	12,010	15,876	14,426	12,471
Fennel - - - - - "	6,320	3,086	5,012	4,830	3,355
Fenugreek - - - - - "	2,022	2,308	1,442	2,191	401
Other sorts - - - - - "	1,488	1,215	10,056	79,816	69,789
Castor - - - - - "	1,048,304	998,119	1,059,159	1,210,138	883,362
Cotton - - - - - "	46,362	22,276	28,367	37,115	43,485
Earthnuts - - - - - "	1,118,279	486,285	44,739	87,761	155,919
Linseed - - - - - "	5,628,574	5,350,170	4,683,394	8,826,133	7,293,094
Mowa or Mowra - - - - - "	144,389	44,121	255,146	139,389	367,092
Mustard - - - - - "	109,962	61,133	23,890	59,564	41,761
Poppy - - - - - "	738,150	864,748	777,647	871,031	948,887
Rape - - - - - "	2,249,797	1,889,007	3,559,870	4,788,774	3,408,982
Tea-seed - - - - - "	3,233	4,212	5,371	1,200	1,659
Til or Jimjili - - - - - "	2,461,445	1,586,526	2,011,036	3,970,214	2,469,815
Other sorts - - - - - "	36,571	15,947	9,426	17,129	16,263
	13,671,843	11,397,730	12,553,080	19,279,909	15,774,939
Silk :					
Raw - - - - - Lbs.	707,683	595,433	622,587	512,830	724,356
Chasam (waste) - - - - - "	1,072,452	898,713	1,037,701	1,046,541	1,215,362
Cocoons - - - - - "	12,294	643	1,742	4,780	0
Stone and Marble - - - - - Cwt.	6,217	9,824	19,596	13,543	21,440
Tallow - - - - - "	4,854	5,269	6,554	5,386	6,599
Wax (excluding candles) - - - - - "	5,882	3,142	3,537	4,846	5,787
Wood					
Teak - - - - - Cubic Tons	63,516	64,221	81,866	77,376	77,822
Other Timber - - - - - "	1,785	1,622	2,007	2,270	3,798
Ornamental					
Sandal - - - - - "	—	—	—	—	—
Ebony and other sorts - - - - - "	—	—	—	—	—
Wool - - - - - Lbs.	31,041,778	28,432,762	30,893,103	27,977,905	31,933,412
All other Articles - - - - - "	—	—	—	—	—
<b>VII.—ARTICLES MANUFACTURED AND PARTLY MANUFACTURED :</b>					
Yarns and Textile Fabrics					
Cotton :					
Twist and Yarn - - - - - Lbs	184,362,076	195,995,635	199,945,745	219,624,083	240,693,027
Piece goods :					
Grey (unbleached) - - - - - Yards	75,263,964	59,627,753	45,243,293	43,433,428	46,708,884
White (bleached) - - - - - "	146,346	224,979	276,497	474,212	281,612
Coloured, printed, or dyed - - - - - "	17,252,017	14,724,612	16,731,925	16,711,044	22,565,266
Canvas - - - - - "	14,196	50,759	3,046	3,119	1,122
Hosiery, pure and mixed - - - - - "	—	—	—	—	—
Handkerchiefs and Shawls in the piece No	1,464,214	2,058,431	1,760,112	1,653,867	1,275,384
Thread, sewing - - - - - Lbs	71,366	66,713	89,348	95,999	113,104
Other sorts - - - - - "	3,145,355	1,461,446	2,939,790	3,603,432	3,509,760

## No. 8—continued.

VALUE OF EXPORTS OF PRINCIPAL ARTICLES OF INDIAN PRODUCE AND MANUFACTURE FROM  
British India—continued.

ARTICLES.	1895-96.	1896-97.	1897-98.	1898-99.	1899-1900.
<b>VI.—RAW MATERIALS AND UNMANUFACTURED ARTICLES—continued.</b>					
Fodder, bran, and cattle food, including hay and straw :	<i>Rupees.</i>	<i>Rupees.</i>	<i>Rupees.</i>	<i>Rupees.</i>	£
Oilcake . . . . .	1,750,550	1,917,670	1,383,730	1,530,560	138,731
Rice-bran . . . . .	2,089,260	2,555,510	2,684,900	2,441,660	216,162
Other sorts . . . . .	555,190	476,040	416,560	517,480	26,113
Gums and Resins . . . . .	800,500	1,416,300	918,930	759,320	59,639
Hemp . . . . .	2,401,830	2,311,180	1,933,140	2,181,200	168,830
Hides and Skins :					
Hides . . . . .	26,103,440	25,410,440	33,749,320	29,484,750	3,283,308
Skins . . . . .	10,179,490	6,935,320	11,193,650	12,066,090	1,308,925
Horns . . . . .	2,093,670	1,673,240	1,557,820	1,571,060	121,392
Ivory . . . . .	30,700	51,540	25,670	18,720	3,089
Jade-stone . . . . .	546,150	615,120	600,100	624,300	56,957
Jewellery, &c. :					
Precious stones and Pearls, unset . . . . .	149,150	138,680	123,630	116,050	8,199
Jute . . . . .	99,928,610	105,505,770	101,299,920	69,412,450	5,381,098
Lac, stick and seed . . . . .	73,950	166,170	102,560	149,020	7,896
Manures :					
Animal Bones . . . . .	4,484,510	4,113,030	3,911,250	4,035,630	404,689
Other sorts (except oilcake) . . . . .	119,530	119,040	41,250	48,390	3,892
Mica (commercially called Tale) . . . . .	1,072,210	1,153,360	1,068,570	808,350	73,372
Natural History Specimens . . . . .	403,400	341,300	329,010	284,680	19,548
Rags and other materials for making paper . . . . .	67,440	33,890	61,200	52,700	3,148
Seeds :					
Essential					
Ajama . . . . .	62,600	52,300	40,400	59,320	1,314
Aniseed . . . . .	12,940	10,950	13,730	10,130	1,491
Coriander . . . . .	217,710	240,530	414,560	471,010	23,155
Cummin . . . . .	281,360	220,770	280,640	245,130	15,970
Fennel . . . . .	62,620	27,980	42,500	40,700	1,952
Fenugreek . . . . .	12,660	14,080	9,940	11,010	165
Other sorts . . . . .	9,060	9,190	64,400	348,590	21,132
Castor . . . . .	5,197,960	6,428,970	7,595,910	7,321,800	348,422
Cotton . . . . .	98,700	60,090	76,310	87,090	6,478
Earthnuts . . . . .	7,492,950	3,243,400	286,480	555,930	66,535
Aniseed . . . . .	41,309,960	35,554,570	28,695,520	51,324,830	3,002,145
Mawa or Mowra . . . . .	682,110	213,720	957,970	511,900	100,889
Mustard . . . . .	715,560	368,820	180,420	532,300	27,198
Poppy . . . . .	6,437,900	6,805,960	5,637,180	5,609,230	407,646
Rape . . . . .	14,009,290	12,947,910	21,721,750	28,157,920	1,346,903
Tea-seed . . . . .	360,060	529,930	879,730	208,030	14,613
Til or Junjili . . . . .	20,011,550	13,282,960	16,025,730	22,863,020	1,339,972
Other sorts . . . . .	199,330	104,670	67,830	110,910	7,039
	97,174,320	80,116,900	85,941,000	118,471,940	6,733,019
Silk :					
Raw . . . . .	5,500,550	4,490,750	4,518,200	3,906,820	410,107
Chasam (waste) . . . . .	909,500	625,150	627,200	670,970	55,633
Cocoons . . . . .	11,640	710	3,100	2,240	0
Stone and Marble . . . . .	42,220	56,290	64,040	56,860	6,573
Tallow . . . . .	88,010	95,570	114,490	90,630	6,899
Wax (excluding candles) . . . . .	564,720	276,190	280,810	389,380	30,945
Wood :					
Teak . . . . .	6,709,740	6,864,830	9,546,520	9,548,030	607,885
Other Timber . . . . .	83,550	104,890	133,890	151,050	20,882
Ornamental . . . . .					
Sandal . . . . .	914,060	581,010	576,430	594,980	64,298
Ebony and other sorts . . . . .	23,710	10,870	10,500	24,710	2,319
Wool . . . . .	13,551,080	12,414,970	13,565,370	12,534,830	904,250
All other Articles . . . . .	791,080	757,420	795,640	743,890	60,186
Total Value of Raw Materials and Unmanufactured Articles . . . . .	423,681,270	394,950,630	371,014,810	391,439,930	27,257,054
<b>VII.—ARTICLES MANUFACTURED AND PARTLY MANUFACTURED :</b>					
Yarns and Textile Fabrics :					
Cotton :					
Twist and Yarn . . . . .	67,308,360	71,731,080	69,668,320	66,030,810	4,661,452
Piece goods :					
Grey (unbleached) . . . . .	9,595,380	7,392,570	5,420,800	5,161,750	382,135
White (bleached) . . . . .	53,670	58,030	100,230	206,970	11,232
Coloured, printed, or dyed . . . . .	5,340,580	4,587,840	5,127,870	5,215,120	447,796
Canvas . . . . .	5,470	4,870	1,010	1,460	36
Handkerchiefs and Shawls in the piece . . . . .	623,750	815,860	706,690	683,500	33,662
Hosiery, pure and mixed . . . . .	70,750	67,690	36,740	46,700	4,015
Thread, sewing . . . . .	53,410	45,550	68,110	82,380	6,119
Other sorts . . . . .	394,490	261,250	383,610	455,940	29,636
	16,137,500	13,233,660	11,845,060	11,853,810	914,631

## No. 7—continued.

QUANTITY OF EXPORTS OF PRINCIPAL ARTICLES OF INDIAN PRODUCE AND MANUFACTURE FROM  
British India—continued.

ARTICLES.	1895-96.	1896-97.	1897-98.	1898-99.	1899-1900.	
<b>VII—ARTICLES MANUFACTURED AND PARTLY MANUFACTURED—continued</b>						
<b>Yarns and Textile Fabrics—continued</b>						
Flax - - - - -	{ Lbs 0	6,613	26,062	10,845	9,321	33,413
Hemp (excluding cordage) - - -	{ Yards —	—	407	—	—	17,550
<b>Jute :</b>						
Twist and Yarn - - - - -	Lbs	5,369,378	3,798,440	4,052,630	2,266,761	570,170
Gunny Bags - - - - -	No	168,247,453	165,945,531	197,619,914	180,896,140	168,323,849
Gunny Cloth - - - - -	Yards	114,180,788	169,410,010	242,951,051	280,382,410	307,021,259
Rope and Twine - - - - -	Cwt	20,489	18,894	28,913	24,575	21,877
Other sorts - - - - -	—	—	—	—	—	—
<b>Silk</b>						
Piece goods - - - - -	Yards	1,528,225	1,427,611	1,180,833	1,261,300	1,217,332
Goods of silk, mixed with other materials - - - - -	—	341,147	221,262	161,058	95,292	221,333
Thread for sewing, &c - - - - -	Lbs	3,205	14	3,005	275	2,351
<b>Wool</b>						
Carpets and Rugs - - - - -	Lbs	1,267,756	1,433,057	1,729,596	1,481,779	1,691,577
Piece goods - - - - -	Yards	58,482	13,643	6,529	32,744	6,713
Shawls - - - - -	No.	4,539	3,563	6,936	8,248	9,393
Other sorts - - - - -	Lbs	75,194	46,217	72,014	66,571	43,889
<b>Apparel (excluding hosiery)</b>						
Books and Printed Matter (including maps and charts) - - - - -	Cwt	5,368	4,407	3,587	3,580	5,832
Cabinet-ware and Furniture - - - - -	—	—	—	—	—	—
Coir, manufactures of (excluding rope) - - - - -	Cwt.	328,220	253,681	277,194	314,878	358,038
Cordage and rope of vegetable fibre (excluding jute) - - - - -	—	34,102	40,929	37,504	37,966	51,210
Earthenware and Porcelain - - - - -	—	—	—	—	—	—
Glass and glassware - - - - -	—	—	—	—	—	—
<b>Hides and Skins :</b>						
Hides, dressed or tanned - - - - -	{ No = Cwt	2,263,778	2,077,011	2,484,929	1,883,039	2,196,063
—	—	152,651	139,360	172,242	118,061	141,207
Skins, dressed or tanned - - - - -	{ No = Cwt	23,648,086	21,864,100	21,117,879	19,660,423	20,524,482
—	—	215,070	202,366	193,953	179,386	181,988
<b>Jewellery, &amp;c.</b>						
Jewellery - - - - -	—	—	—	—	—	—
Plate - - - - -	—	—	—	—	—	—
<b>Lac</b>						
Button - - - - -	Cwt	38,972	28,021	27,038	31,602	40,320
Shell, &c. - - - - -	—	162,609	175,736	189,424	146,481	195,242
—	—	201,671	203,757	216,462	178,083	235,562
<b>Leather.</b>						
Unwrought - - - - -	Cwt	345	1,427	5,975	2,064	546
<b>Manufactures of Saddlery and Harness</b>						
Other sorts - - - - -	—	—	—	—	—	—
<b>Mats and Matting - - - - - Sq Yds</b>						
207,934	162,861	215,685	186,697	468,080	—	
<b>Perfumery.</b>						
Musk - - - - -	Oz.	584	399	1,151	848	611
Other sorts - - - - -	—	—	—	—	—	—
Soap - - - - -	Cwt	9,957	8,259	9,400	5,317	6,420
Toys and Requisites for Games - - - - -	—	—	—	—	—	—
Wood - - - - -	—	—	—	—	—	—
Articles (not specified) exported by Post - - - - -	—	—	—	—	—	—
All other Articles - - - - -	—	—	—	—	—	—

## No. 8—continued.

VALUE of EXPORTS of PRINCIPAL ARTICLES of INDIAN PRODUCE and MANUFACTURE from  
British India—continued.

ARTICLES.	1895-96.	1896-97.	1897-98.	1898-99.	1899-1900.
<b>VII.—ARTICLES MANUFACTURED AND PARTLY MANUFACTURED—continued.</b>					
<b>Yarns and Textile Fabrics—continued.</b>	<i>Rupees</i>	<i>Rupees</i>	<i>Rupees</i>	<i>Rupees.</i>	<i>£</i>
Flax - - - - -	4,210	13,270	12,460	7,920	2,867
Hemp (excluding cordage) - - - - -	0	20	200	5,600	56
<b>Jute :</b>					
Twist and Yarn - - - - -	678,000	463,990	473,740	218,460	3,613
Gunny Bags - - - - -	35,430,110	35,187,800	37,165,460	33,916,360	2,345,919
Gunny Cloth - - - - -	11,167,670	16,303,570	21,416,050	23,559,960	1,806,967
Rope and Twine - - - - -	194,020	180,790	244,820	281,430	19,323
Other sorts - - - - -	4,640	3,150	8,490	7,390	411
	47,474,440	52,139,300	59,308,660	57,765,140	4,172,620
<b>Silk -</b>					
Piece goods - - - - -	1,477,870	1,358,220	1,088,620	1,165,890	75,932
Goods of silk mixed with other materials - - - - -	330,810	240,110	154,740	113,460	9,769
Thread for sewing, &c. - - - - -	25,310	80	17,050	2,540	214
	1,833,990	1,598,410	1,260,410	1,281,890	85,935
<b>Wool :</b>					
Carpets and Rugs - - - - -	1,541,530	1,823,920	2,037,040	2,023,470	158,219
Piece goods - - - - -	36,190	10,790	7,640	21,990	528
Shawls - - - - -	189,900	154,760	159,180	208,030	8,041
Other sorts - - - - -	61,230	30,850	35,130	39,370	2,048
	1,828,850	2,020,320	2,238,990	2,292,860	168,836
<b>Total Yarns and Textile Fabrics -</b>	<b>134,587,350</b>	<b>140,736,060</b>	<b>144,334,000</b>	<b>139,456,560</b>	<b>9,950,010</b>
Apparel (excluding hosiery) - - - - -	2,082,830	1,907,900	1,641,350	1,519,280	106,480
Books and Printed Matter (including maps and charts) - - - - -	408,860	374,820	355,250	277,800	28,684
Cabinet-ware and Furniture - - - - -	480,940	438,840	359,300	386,620	24,532
Cour, manufactures of (excluding rope) - - - - -	3,131,260	2,400,320	2,734,200	2,984,750	221,540
Cordage and Rope of vegetable fibre (excluding jute) - - - - -	434,440	530,600	505,900	467,180	41,490
Earthenware and Porcelain - - - - -	51,370	45,730	41,630	35,210	2,640
Glass and glassware - - - - -	59,990	51,590	46,870	50,970	4,286
<b>Hides and Skins :</b>					
Hides, dressed or tanned - - - - -	8,763,270	7,984,100	9,866,990	6,322,640	569,181
Skins, dressed or tanned - - - - -	31,348,580	29,683,840	28,365,390	26,208,710	1,813,837
	40,111,850	37,667,940	38,232,370	32,941,350	2,383,018
<b>Jewellery, &amp;c. :</b>					
Jewellery - - - - -	253,930	241,420	243,760	406,550	12,934
Plate - - - - -	145,110	101,190	114,360	210,150	11,309
	399,040	342,610	358,120	616,700	24,243
<b>Lac :</b>					
Button - - - - -	3,629,890	1,895,910	1,315,230	1,552,740	132,163
Shell, &c - - - - -	14,632,170	11,936,540	9,291,410	7,012,180	617,714
	18,262,060	13,832,450	10,606,640	8,564,920	749,877
<b>Leather :</b>					
Unwrought - - - - -	34,540	126,440	414,160	157,110	3,152
<b>Manufactures of</b>					
Saddlery and Harness - - - - -	31,360	29,720	30,000	26,550	6,540
Other sorts - - - - -	54,610	40,220	35,480	30,780	3,746
	120,540	196,380	479,640	214,840	13,438
<b>Mats and Matting - - - - -</b>	<b>31,360</b>	<b>28,860</b>	<b>66,830</b>	<b>34,060</b>	<b>3,170</b>
<b>Perfumery :</b>					
Musk - - - - -	27,380	19,250	46,000	17,490	794
Other sorts - - - - -	114,330	82,800	110,050	96,600	7,208
Soap - - - - -	74,770	64,260	66,020	38,360	2,695
Toys and Requisites for Games - - - - -	254,880	197,220	132,410	170,050	15,692
Wood - - - - -	287,910	425,250	523,270	538,290	29,232
Articles (not specified) exported by Post - - - - -	1,714,650	1,848,740	1,711,830	2,666,690	167,662
All other Articles - - - - -	775,490	856,720	777,510	906,570	73,131
<b>Total Value of Articles Manufactured and partly Manufactured - - - - -</b>	<b>203,411,300</b>	<b>202,048,330</b>	<b>203,129,190</b>	<b>191,984,090</b>	<b>13,849,822</b>
<b>GRAND TOTAL - - - - -</b>	<b>1,095,456,240</b>	<b>998,806,600</b>	<b>937,861,010</b>	<b>1,093,502,770</b>	<b>70,455,798</b>



## QUANTITY OF EXPORTS OF PRINCIPAL ARTICLES OF FOREIGN MERCHANDISE FROM BRITISH INDIA.

ARTICLES.	1895-96.	1896-97.	1897-98.	1898-99	1899-1900
<b>I--ANIMALS, LIVING.</b>					
Horses - - - - - No.	224	279	166	108	74
Other sorts - - - - - "	2	8	2	4	10
Total Number of Animals, Living - - - - - "	226	287	168	112	84
<b>II--ARTICLES OF FOOD AND DRINK</b>					
Coffee - - - - - Cwt.	7,533	5,189	8,100	11,500	7,253
Fruits and Vegetables - - - - - "					
Grain and Pulse					
Rice not in the husk - - - - - Cwt	10,192	6,940	87,891	4,600	7,045
Other sorts - - - - - "	1,899	7,031	7,019	3,170	1,798
	12,081	13,971	94,910	7,770	8,843
Liquors					
Ale, Beer, Porter, Cider, &c - - - - - Gals	4,906	1,565	0,900	4,642	7,304
Spirits and Liqueurs					
Brandy - - - - - "	2,689	1,025	4,411	1,447	2,110
Whisky - - - - - "	982	1,526	1,420	2,256	3,683
Other sorts - - - - - "	1,855	453	1,791	827	809
	5,526	3,004	7,622	4,530	6,602
Wines - - - - - "					
Champagne - - - - - "	232	301	691	594	139
Claret - - - - - "	1,102	411	252	441	258
Port - - - - - "	495	166	275	344	437
Sherry - - - - - "	352	179	262	53	246
Other sorts - - - - - "	602	456	358	790	800
	2,783	1,513	1,838	2,222	1,880
Total Liquors - - - - - "	13,215	6,082	16,360	11,394	15,786
Provisions					
Fishmaws and Sharkfins - - - - - Lbs	1,017,010	901,918	1,042,558	1,051,186	788,665
Fish, dry, salted - - - - - "	40,432	74,256	43,092	25,476	68,852
" " unsalted - - - - - "	163,267	259,328	19,800	86,268	42,676
Fruits and Vegetables—dried, salted, or preserved - - - - - Cwt	62,610	34,175	41,375	42,034	62,206
Glu - - - - - Lbs	18,284	14,315	2,352	23,072	92,653
Other sorts - - - - - Cwt.	3,694	2,661	2,560	3,062	3,663
Spices - - - - - "					
Betelnuts - - - - - Lbs	29,932	16,436	5,102	19,145	30,660
Cardamoms - - - - - "	1,058	1,825	4,251	7,618	5,136
Cloves - - - - - "	2,286,120	918,702	518,137	638,560	1,252,943
Nutmegs - - - - - "	59,782	26,843	45,291	35,361	24,878
Pepper - - - - - "	80,263	81,181	50,761	840	4,084
Other sorts - - - - - "	52,214	44,327	215,351	82,433	16,827
	2,509,369	1,089,314	838,943	803,757	1,334,528
Sugar					
Refined or crystallised, including sugar-candy and confectionery - - - - - Cwt	176,830	188,306	103,445	167,644	100,194
Tea - - - - - Lbs	4,369,878	4,573,733	2,669,765	2,331,978	1,348,693
Other articles - - - - - "					
<b>III--METALS AND MANUFACTURES OF</b>					
Metals					
Brass, Wrought - - - - - Cwt	419	367	463	279	1,681
Copper					
Unwrought - - - - - "	701	2,256	0	6,373	1,664
Wrought.					
Mixed or Yellow Metal, for sheathing - - - - - "	1,393	697	1,125	882	525
Sheets and other manufactures - - - - - "	10,003	7,232	6,731	5,028	3,809
	12,109	10,211	7,856	12,283	5,998
Iron					
Old, for re-manufacture - - - - - "	175,819	258,627	205,525	135,853	417,658
Wrought					
Anchors, Cables, and Kentledge - - - - - "	678	752	648	449	262
Angle, Bolt, and Rod - - - - - "	5,370	2,251	4,073	4,291	1,849
Bar - - - - - "	34,424	20,544	24,196	16,970	16,029
Hoop - - - - - "	238	591	739	1,358	631
Nails, Screws, Rivets, and Washers - - - - - "	6,301	4,315	4,335	3,276	2,842
Pipes and Tubes - - - - - "	1,314	1,748	580	726	685
Sheets and Plates - - - - - "	17,318	7,058	6,504	8,953	5,794
Wire - - - - - "	680	1,235	506	864	473
Other manufactures of wrought or cast iron, or of iron mixed with steel - - - - - "	996	410	932	757	1,391
	243,138	297,531	248,038	173,497	447,634

## VALUE OF EXPORTS OF PRINCIPAL ARTICLES OF FOREIGN MERCHANDISE from British India.

ARTICLES.	1895-96.	1896-97.	1897-98.	1898-99.	1899-1900.
<b>I.—ANIMALS, LIVING :</b>	<i>Rupees.</i>	<i>Rupees.</i>	<i>Rupees.</i>	<i>Rupees.</i>	<i>£</i>
Horses . . . . .	89,770	124,730	60,600	108,300	5,387
Other sorts . . . . .	30	710	200	360	36
Total Value of Animals, Living . . . . .	89,800	125,440	60,800	108,660	5,423
<b>II.—ARTICLES OF FOOD AND DRINK :</b>					
Coffee . . . . .	466,940	340,810	414,410	356,930	14,089
Fruits and Vegetables . . . . .	15,610	270	250	6,680	92
Grain and Pulse:					
Rice not in the husk . . . . .	57,200	40,860	546,180	25,090	2,709
Other sorts . . . . .	6,730	30,700	30,550	11,840	519
	63,930	71,560	576,730	36,930	3,228
Liquors :					
Ale, Beer, Porter, Cider, &c. . . . .	7,560	2,870	11,480	6,000	1,043
Spirits and Liqueurs :					
Brandy . . . . .	17,280	8,520	29,310	11,470	950
Whisky . . . . .	8,700	13,180	12,250	17,810	1,603
Other sorts . . . . .	11,690	3,230	7,230	3,170	385
	37,670	24,930	48,790	32,490	2,938
Wines :					
Champagne . . . . .	6,180	7,990	17,670	24,750	281
Claret . . . . .	7,420	3,600	1,930	3,080	91
Port . . . . .	5,880	2,640	3,360	3,950	392
Sherry . . . . .	4,160	1,940	2,060	480	210
Other sorts . . . . .	4,700	4,640	3,520	7,980	422
	28,340	20,810	28,540	40,240	1,405
Total Liquors . . . . .	73,570	48,610	88,810	78,730	5,386
Provisions :					
Fishmaws and Sharkfins . . . . .	523,780	468,910	608,750	698,850	35,807
Fish, dry, salted . . . . .	2,910	3,620	3,200	3,000	278
" " unsalted . . . . .	10,840	18,280	2,680	7,310	335
Fruits and Vegetables—dried, salted, or preserved . . . . .	596,260	355,950	422,720	427,250	41,781
Ghi . . . . .	6,880	5,620	840	11,240	2,492
Other sorts . . . . .	113,480	95,530	87,950	82,670	7,619
	1,254,150	947,910	1,126,140	1,230,320	88,312
Spices :					
Betelnuts . . . . .	4,280	1,450	440	1,580	217
Cardamoms . . . . .	1,240	2,890	8,590	13,700	680
Cloves . . . . .	404,120	147,380	83,980	162,210	18,568
Nutmegs . . . . .	48,760	18,310	29,320	15,850	890
Pepper . . . . .	12,570	13,490	9,380	240	67
Other sorts . . . . .	18,100	10,080	30,240	13,840	665
	489,070	193,600	161,950	207,420	21,087
Sugar .					
Refined or crystallised, including sugar-candy and confectionery . . . . .	2,165,720	2,278,880	1,189,390	1,948,200	76,309
Tea . . . . .	3,610,850	3,712,330	2,154,940	1,463,110	56,578
Other articles . . . . .	1,060	4,590	1,950	190	19
Total Value of Articles of Food and Drink . . . . .	8,140,900	7,598,560	5,714,570	5,228,510	265,100
<b>III.—METALS AND MANUFACTURES OF :</b>					
Metals :					
Brass, Wrought . . . . .	27,800	22,500	26,090	16,450	4,605
Copper :					
Unwrought . . . . .	26,630	90,260	0	255,660	4,406
Wrought :					
Mixed or Yellow Metal, for sheathing . . . . .	57,940	29,160	48,790	36,130	1,819
Sheets and other manufactures . . . . .	492,480	348,040	315,510	276,550	15,675
	577,050	467,460	362,300	568,340	21,900
Iron :					
Old, for re-manufacture . . . . .	352,520	524,830	415,380	241,770	49,151
Wrought :					
Anchors, Cables, and Kentledge . . . . .	7,580	10,290	8,280	4,410	175
Angle, Bolt, and Rod . . . . .	33,620	14,770	26,900	26,000	824
Bar . . . . .	216,880	131,080	153,550	104,710	7,161
Hoop . . . . .	1,400	3,940	4,690	6,090	269
Nails, Screws, Rivets, and Washers . . . . .	60,790	42,560	43,110	32,230	1,950
Pipes and Tubes . . . . .	13,310	10,610	6,230	10,080	556
Sheets and Plates . . . . .	178,850	71,250	61,240	87,250	4,080
Wire . . . . .	8,060	14,960	5,830	8,820	365
Other manufactures of wrought or cast iron, or of iron mixed with steel . . . . .	8,610	3,760	9,690	8,970	502
	881,620	828,050	734,900	530,380	65,123

## No. 9—continued.

QUANTITY OF EXPORTS OF PRINCIPAL ARTICLES OF FOREIGN MERCHANDISE from British India—  
continued.

ARTICLES	1895-96.	1896-97.	1897-98.	1898-99.	1899-1900
III—METALS AND MANUFACTURES OF—continued.					
Metals—continued.					
Lead					
Ore - - - - - Cwt.	261	140	144	327	319
Pig - - - - - "	2,846	17,458	7,313	5,847	879
Wrought, &c. - - - - - "	405	84	53	894	3,293
"	3,512	17,682	7,510	7,068	4,491
Quicksilver - - - - - Lbs	4,160	6,306	3,166	2,411	7,470
Steel - - - - - Cwt	4,805	1,761	2,662	2,726	4,738
Tin, Unwrought (block) - - - - - "	3,252	2,044	1,609	1,396	2,473
Zinc or Spelter, Wrought & Unwrought - - - - - "	750	607	374	247	894
Unenumerated - - - - - "	28	1,069	97	93	662
Total Metals - - - - -	268,050	331,328	268,637	197,610	468,638
Hardware and Cutlery (including plated ware)	—	—	—	—	—
Machinery and Millwork	—	—	—	—	—
Steam-engines and parts - - - - -	—	—	—	—	—
Other sorts - - - - -	—	—	—	—	—
Railway Plant and Rolling Stock - - - - -	—	—	—	—	—
IV—CHEMICALS, DRUGS, MEDICINES AND NARCOTICS, AND DYEING AND TANNING MATERIALS					
Chemicals					
Alum - - - - - Cwt	4,306	3,234	3,050	3,320	4,037
Arsenic - - - - - "	257	131	212	157	61
Coppeias - - - - - "	3,412	3,664	2,908	1,359	2,622
Sal Ammoniac - - - - - "	987	1,052	1,040	648	784
Sulphuric Acid - - - - - "	418	165	358	163	233
Other sorts - - - - - "	—	—	—	—	—
Drugs, Medicines, and Narcotics					
Aloes - - - - - Cwt	253	240	827	288	555
Asafoetida - - - - - "	2,550	2,013	2,772	3,980	2,650
Camphor - - - - - Lbs	23,753	59,433	55,857	56,003	38,517
Cassia lignea - - - - - Cwt	3,643	3,295	4,552	4,694	4,738
Galangal - - - - - "	468	81	360	164	274
Quinine - - - - - Lbs	1,443	732	269	895	526
Other sorts - - - - - "	—	—	—	—	—
Tobacco					
Unmanufactured - - - - - Lbs	1,766	332	12,594	3,218	1,343
Manufactured - - - - - "	21,095	12,363	12,383	8,296	11,560
	22,861	12,695	24,977	11,514	12,903
Dyeing and Tanning Materials					
Aniline and Alizarine Dyes - - - - - Lbs	95,453	205,391	117,855	82,413	69,958
Cochmeal - - - - - Cwt	77	45	30	88	35
Gambier - - - - - "	195	244	382	297	174
Madder or Manjit - - - - - "	501	513	373	486	256
Saffron - - - - - "	23	18	22	26	34
Other sorts - - - - - "	1,144	1,207	947	1,523	1,046
V—OILS:					
Oils					
Essential - - - - - Gals	348	283	342	64	220
Mineral					
Kerosene - - - - - "	508,183	721,848	621,270	305,489	325,922
Other sorts - - - - - "	47,027	48,757	54,689	35,922	60,981
Other sorts - - - - - "	3,772	4,293	9,281	2,061	3,882
Total Quantity of Oils - - - - -	559,330	775,181	685,582	343,536	391,005

No. 10—*continued.*VALUE OF EXPORTS OF PRINCIPAL ARTICLES OF FOREIGN MERCHANDISE from British India—  
*continued.*

ARTICLES.	1895-96.	1896-97.	1897-98.	1898-99.	1899-1900.
<b>III.—METALS AND MANUFACTURES OF—<i>continued.</i></b>					
<b>METALS—<i>continued.</i></b>					
Lead :	<i>Rupees.</i>	<i>Rupees.</i>	<i>Rupees.</i>	<i>Rupees.</i>	£
Ore - - - - -	3,140	1,790	1,650	4,090	286
Pig - - - - -	30,070	128,140	58,660	34,200	647
Wrought, &c. - - - - -	9,400	1,110	940	5,510	1,179
	42,610	131,040	61,250	43,800	2,112
Quicksilver - - - - -	6,670	10,470	4,990	4,020	933
Steel - - - - -	41,190	17,120	23,160	24,240	2,568
Tin, Unwrought (block) - - - - -	211,740	128,000	97,650	79,190	15,563
Zinc or Spelter, Wrought and Unwrought - - - - -	11,850	10,210	7,670	4,420	909
Unenumerated - - - - -	3,000	12,820	17,320	11,240	1,165
Total Metals - - - - -	1,803,530	1,627,670	1,335,330	1,282,080	114,878
Hardware and Cutlery (including plated ware)	819,210	812,700	774,230	712,390	50,253
Machinery and Millwork :					
Steam-engines and parts - - - - -	72,210	86,830	76,080	81,710	6,301
Other sorts - - - - -	107,420	86,160	183,090	117,290	5,474
	179,630	172,990	259,170	199,000	11,775
Railway Plant and Rolling Stock - - - - -	850	42,850	36,673	20,980	70
Total Value of Metals and Manufactures of - - - - -	2,803,220	2,656,210	2,735,460	2,214,450	176,976
<b>IV.—CHEMICALS, DRUGS, MEDICINES AND NARCOTICS, AND DYEING AND TANNING MATERIALS :</b>					
<b>Chemicals :</b>					
Alum - - - - -	21,870	16,480	15,280	15,950	1,272
Arsenic - - - - -	6,070	3,090	5,390	3,700	106
Copperas - - - - -	14,080	13,910	12,290	7,290	700
Sulphuric Acid - - - - -	34,790	40,080	38,580	18,580	1,479
Other sorts - - - - -	6,020	2,280	5,010	2,070	249
	29,300	26,110	25,490	22,220	1,331
	112,130	101,950	102,040	69,810	5,137
<b>Drugs, Medicines, and Narcotics :</b>					
Aloes - - - - -	10,930	7,530	34,650	12,320	1,645
Asafetida - - - - -	82,130	70,690	96,710	99,240	4,876
Camphor - - - - -	29,810	60,460	51,500	51,050	2,558
Cassia lignea - - - - -	87,250	78,760	124,400	131,460	9,012
Galangal - - - - -	4,020	740	3,370	1,300	179
Quinine - - - - -	26,630	14,670	5,210	12,580	346
Other sorts - - - - -	184,890	106,740	100,910	123,880	7,194
	425,660	339,590	416,750	431,830	25,810
<b>Tobacco :</b>					
Unmanufactured - - - - -	2,780	1,330	15,030	7,050	337
Manufactured - - - - -	35,870	27,200	28,080	22,320	1,447
	38,650	28,530	43,110	29,870	1,784
<b>Dyeing and Tanning Materials :</b>					
Aniline and Alizarine Dyes - - - - -	128,340	203,820	182,620	85,870	5,749
Cochineal - - - - -	10,730	6,480	3,870	11,400	264
Gambier - - - - -	4,130	5,270	7,490	3,480	201
Madder or Manjit - - - - -	6,150	5,630	4,260	5,810	216
Saffron - - - - -	37,840	32,080	49,700	35,210	4,642
Other sorts - - - - -	36,730	41,480	32,370	49,900	1,851
	223,920	294,760	280,310	191,670	12,923
Total Value of Chemicals, Drugs, Medicines and Narcotics, and Dyeing and Tanning Materials - - - - -	800,360	764,830	842,210	723,180	45,654
<b>V.—OILS :</b>					
<b>Oils :</b>					
Essential - - - - -	9,190	5,790	10,270	1,760	300
<b>Mineral :</b>					
Kerosene - - - - -	257,260	366,070	261,300	121,620	10,686
Other sorts - - - - -	45,710	46,500	53,650	34,080	4,156
Other sorts - - - - -	7,050	7,450	20,880	3,900	533
Total Value of Oils - - - - -	319,210	425,810	346,100	161,360	15,675

QUANTITY OF EXPORTS OF PRINCIPAL ARTICLES OF FOREIGN MERCHANDISE from British India  
—continued.

ARTICLES	1895-96.	1896-97.	1897-98.	1898-99	1899-1900
<b>VI.—RAW MATERIALS AND UNMANUFACTURED ARTICLES.</b>					
Canes and Rattans - - - - - Cwt.	1,009	1,851	432	474	94
Caoutchouc - - - - - " "	92	0	69	104	84
Coal, Coke, and Patent Fuel - - - Tons	203	790	6	143	152
Cotton - - - - - Cwt.	291	728	473	614	4
Gums and Resins :					
Arabic - - - - - Cwt.	11,400	7,391	5,951	7,297	16,781
Benjamin - - - - - " "	1,268	741	543	790	1,439
Olibanum or Frankincense - - - " "	25,205	19,062	20,218	17,080	19,739
Rosin - - - - - " "	1,026	917	1,540	1,677	1,081
Other sorts - - - - - " "	6,822	5,770	7,235	3,109	3,556
"	45,721	33,881	35,487	29,953	43,196
Hides and Skins - - - - - { No	4,520	3,606	4,056	6,560	6,101
" =Cwt.	304	85	214	124	125
Horns - - - - - Cwt.	363	326	363	224	265
Ivory - - - - - Lbs	173,499	159,615	131,467	127,907	89,724
Jewellery, &c.					
Precious Stones and Pearls, unset					
Pitch, Tar, and Dammer - - - Cwt	1,964	1,549	1,459	1,476	1,880
Seeds					
Rape - - - - - Cwt	1,573	2,004	8,511	2,402	10,562
Other sorts - - - - - " "	1,465	1,011	829	1,728	1,278
"	3,038	3,015	9,340	4,130	11,840
Shells and Cowries - - - - - Lbs					
Silk - - - - - Lbs	60,680	88,650	66,654	72,832	90,795
Stone and Marble - - - - - Cwt	432	170	32	218	403
Wax (excluding candles) - - - " "	151	6	154	54	15
Wood					
Teak - - - - - Cubic Tons	255	194	69	78	21
Other Timber - - - - - " "	645	358	121	291	218
Wool - - - - - Lbs.	16,000,896	13,011,377	14,069,037	10,635,241	9,768,414
All other Articles - - - - - Lbs					
<b>VII — ARTICLES MANUFACTURED AND PARTLY MANUFACTURED</b>					
<b>Yarns and Textile Fabrics.</b>					
<b>Cotton</b>					
Twist and Yarn - - - - - Lbs	1,131,072	1,395,662	1,779,893	1,540,298	1,908,728
Piece goods .					
Grey (unbleached) - - - - - Yards	18,285,088	14,891,312	12,678,638	12,621,720	10,494,857
White (bleached) - - - - - " "	14,195,372	11,163,728	9,854,783	10,325,338	10,108,102
Coloured, printed, or dyed - - " "	60,209,454	44,257,498	46,412,429	46,799,328	46,898,763
Canvas - - - - - " "	4,490	2,172	3,661	3,227	352
Lace and Patent Net - - - - - " "	10,487	6,838	5,883	29,882	45,837
Handkerchiefs and Shawls in the piece - - - - - No	1,544,336	1,164,566	998,166	860,123	942,231
Hosiery, pure and mixed - - - - - Lbs.	88,761	109,752	87,803	75,920	66,342
Thread, sewing - - - - - " "	16,123	16,305	45,445	35,183	70,081
Other Sorts - - - - - " "					
Flax :					
Piece goods and Canvas - - - - - Yards	17,661	14,890	4,034	11,435	9,751
Other sorts - - - - - Lbs	7,716	4,444	3,050	2,338	8,106
Hemp (excluding cordage) - - - - -					
Jute - - - - -					
Silk :					
Piece goods - - - - - Yards	1,208,817	1,067,520	700,146	550,968	480,690
Goods of silk mixed with other materials - - - - - " "	50,828	104,865	46,413	37,792	70,114
Other sorts - - - - - Lbs.	254	276	1,270	1,113	724
Wool .					
Piece goods - - - - - Yards	489,332	377,551	216,796	199,757	338,335
Shawls - - - - - No.	12,554	4,353	7,672	2,834	2,928
Other sorts, - - - - - Lbs	76,228	47,089	30,747	28,355	56,204

## No. 10—continued.

VALUE of EXPORTS of PRINCIPAL ARTICLES of FOREIGN MERCHANDISE from British India—  
continued.

ARTICLES.	1895-96.	1896-97.	1897-98.	1898-99.	1899-1900.
<b>VI.—RAW MATERIALS AND UNMANUFACTURED ARTICLES :</b>					
	<i>Rupees.</i>	<i>Rupees.</i>	<i>Rupees.</i>	<i>Rupees.</i>	<i>£.</i>
Canes and Rattans - - - - -	17,290	34,470	10,310	6,210	148
Caoutchouc - - - - -	4,790	0	3,000	5,720	265
Coal, Coke, and Patent Fuel - - - - -	3,420	20,480	140	3,360	203
Cotton - - - - -	6,730	18,170	11,440	15,890	7
<b>Gums and Resins :</b>					
Arabic - - - - -	172,990	115,750	85,490	105,800	17,856
Benjamin - - - - -	42,860	28,830	18,580	22,890	2,676
Olibanum or Frankincense - - - - -	443,940	322,310	363,170	291,730	22,745
Rosin - - - - -	5,260	4,890	7,950	8,250	555
Other sorts - - - - -	90,820	77,290	114,030	54,380	4,400
	755,870	549,070	589,220	483,050	48,232
Hides and Skins - - - - -	12,050	3,200	5,960	5,280	319
Horns - - - - -	79,880	76,450	81,730	41,880	2,663
Ivory - - - - -	963,450	942,610	667,470	616,700	28,024
<b>Jewellery, &amp;c. :</b>					
Precious Stones and Pearls, unset - - - - -	144,360	143,970	128,050	267,320	15,694
Pitch, Tar, and Dammer - - - - -	8,330	6,590	6,350	6,360	509
<b>Seeds.</b>					
Rape - - - - -	9,440	12,040	54,080	16,900	5,107
Other sorts - - - - -	32,850	19,910	13,080	31,280	1,667
	42,290	31,950	67,160	48,180	6,774
Shells and Cowries - - - - -	305,640	195,870	201,360	196,220	16,114
Silk - - - - -	195,690	250,690	187,000	188,040	11,461
Stone and Marble - - - - -	4,570	5,390	670	1,610	222
Wax (excluding candles) - - - - -	9,430	190	4,860	3,960	34
<b>Wood :</b>					
Teak - - - - -	18,200	15,180	6,450	5,930	183
Other Timber - - - - -	32,130	17,960	8,140	29,400	1,757
Wool - - - - -	7,608,190	6,080,040	6,440,850	4,713,600	297,054
All other Articles - - - - -	7,460	12,410	9,020	9,770	425
<b>Total Value of Raw Materials and Unmanufactured Articles</b>	<b>10,219,770</b>	<b>8,404,690</b>	<b>8,429,180</b>	<b>6,648,480</b>	<b>430,088</b>
<b>VII.—ARTICLES MANUFACTURED AND PARTLY MANUFACTURED :</b>					
<b>Yarns and Textile Fabrics :</b>					
Cotton :					
Twist and Yarn - - - - -	707,170	891,470	1,033,470	823,080	70,443
<b>Piece goods :</b>					
Grey (unbleached) - - - - -	2,377,260	1,910,060	1,577,490	1,417,770	80,243
White (bleached) - - - - -	2,214,310	1,717,930	1,425,640	1,407,500	91,522
Coloured, printed, or dyed - - - - -	12,879,400	9,600,780	9,693,940	9,587,040	625,951
Canvas - - - - -	4,070	500	1,510	830	8
Lace and Patent Net - - - - -	2,240	2,100	1,140	4,430	494
Handkerchiefs and Shawls in the piece - - - - -	276,490	228,340	170,940	155,560	11,091
Hosiery, pure and mixed - - - - -	184,830	177,590	143,760	107,230	9,147
Thread, sewing - - - - -	105,370	125,830	93,260	81,660	4,993
Other sorts - - - - -	5,410	12,450	21,450	12,860	2,452
	18,049,380	13,775,580	13,129,130	12,774,880	825,901
Flax :					
Piece goods and canvas - - - - -	8,200	9,080	2,320	5,260	246
Other sorts - - - - -	8,350	4,850	3,070	2,360	215
	16,550	13,930	5,390	7,620	461
Hemp (excluding cordage) - - - - -	0	360	910	320	12
Jute - - - - -	3,530	5,790	1,080	1,620	298
Silk :					
Piece goods - - - - -	842,550	728,980	559,010	436,220	27,091
Goods of silk mixed with other materials - - - - -	43,610	61,420	21,200	29,610	3,789
Other sorts - - - - -	1,540	2,020	2,940	1,300	106
	887,700	792,420	583,150	467,130	30,986
Wool :					
Piece goods - - - - -	450,500	383,840	238,720	209,480	23,078
Shawls - - - - -	36,790	18,560	13,720	9,060	340
Other sorts - - - - -	90,580	86,370	41,630	33,550	3,584
	577,870	488,770	294,070	252,090	27,002
<b>Total Yarns and Textile Fabrics</b>	<b>20,242,200</b>	<b>15,968,320</b>	<b>15,047,200</b>	<b>14,326,740</b>	<b>955,103</b>

## No. 9—concluded.

QUANTITY OF EXPORTS OF PRINCIPAL ARTICLES OF FOREIGN MERCHANDISE from British India—  
concluded

ARTICLES.	1895-96.	1896-97.	1897-98.	1898-99.	1899 1900
<b>VII.—ARTICLES MANUFACTURED AND PARTLY MANUFACTURED—continued.</b>					
Apparel (including haberdashery, millinery, boots and shoes, &c., but excluding hosiery) -	—	—	—	—	—
Arms, Ammunition, &c. (excluding military accoutrements)	—	—	—	—	—
Fire-arms and parts thereof - - - -	—	—	—	—	—
Other sorts - - - - -	—	—	—	—	—
Art, works of - - - - -	—	—	—	—	—
Books and Printed Matter (including maps and charts) - - - - - Cwt.	994	1,191	1,307	1,481	1,805
Building and Engineering Materials - - - -	—	—	—	—	—
Cabinet-ware and Furniture - - - - -	—	—	—	—	—
Candles - - - - - Lbs.	161,359	67,181	47,871	51,493	133,340
Caoutchouc, manufactures of - - - - -	—	—	—	—	—
Carriages, Carts, &c. (excluding railway carriages), and parts thereof - - - - -	—	—	—	—	—
Chinese and Japanese-ware (including lacquered-ware, but not earthenware and porcelain) - - - - -	—	—	—	—	—
Clocks and Watches - - - - - No.	4,577	2,857	1,872	4,842	4,918
Corals, Real - - - - - Lbs.	22,634	35,030	40,124	43,471	42,824
Cordage and Rope of vegetable fibre (excluding jute) - - - - - Cwt.	103	169	304	430	141
Earthenware and Porcelain - - - - - "	—	—	—	—	—
Fireworks - - - - -	—	—	—	—	—
Glass					
Sheet and Plate - - - - - Supl Feet	188,604	115,506	119,457	119,629	201,611
Beads and False Pearls - - - - - Cwt.	776	911	743	490	570
Bottles, common - - - - - { =Gross	490	878	408	636	705
Other ware - - - - -	355	570	283	449	422
Hides and Skins, dressed and tanned { Cwt. =No	6 712	3 12	3 198	94 5,045	4 150
Instruments and Apparatus					
Musical - - - - -	—	—	—	—	—
Photographic - - - - -	—	—	—	—	—
Scientific, Philosophical, &c. - - - - -	—	—	—	—	—
Jewellery, &c					
Jewellery - - - - -	—	—	—	—	—
Plate - - - - -	—	—	—	—	—
Leather					
Unwrought - - - - - Cwt.	2	21	21	48	4
Manufactures (excluding boots and shoes) - - - - -	—	—	—	—	—
Matches - - - - -	—	—	—	—	—
Mats and Matting - - - - - Sq. Yds.	31,585	24,756	37,648	34,312	48,462
Paints and Colours - - - - - Cwt.	2,640	2,432	2,732	1,811	2,555
Paper and Pasteboard					
Printing Paper - - - - - Cwt.	219	335	152	613	563
Writing Paper and Envelopes - - - - -	—	—	—	—	—
Other sorts - - - - - Cwt.	580	409	255	445	383
Perfumery - - - - -	—	—	—	—	—
Printing and Lithographing materials (other than paper) - - - - -	—	—	—	—	—
Soap - - - - - Cwt.	1,320	1,708	622	1,268	1,569
Stationery (excluding paper) - - - - -	—	—	—	—	—
Toys and Requisites for Games - - - - -	—	—	—	—	—
Umbrellas - - - - -	85,521	51,056	78,891	62,268	55,081
Wood, manufactures of - - - - -	—	—	—	—	—
Articles (not specified) exported by Post - - - - -	—	—	—	—	—
All other Articles - - - - -	—	—	—	—	—

## No. 10—concluded.

VALUE of EXPORTS of PRINCIPAL ARTICLES of FOREIGN MERCHANDISE from British India—  
concluded.

ARTICLES.	1895-96.	1896-97.	1897-98.	1898-99.	1899-1900.
<b>VII.—ARTICLES MANUFACTURED AND PARTLY MANUFACTURED—continued.</b>					
	<i>Rupees.</i>	<i>Rupees</i>	<i>Rupees.</i>	<i>Rupees</i>	<i>£.</i>
Apparel (including haberdashery, millinery, boots and shoes, &c., but excluding hosiery)	1,541,110	1,706,800	1,440,930	1,390,940	89,542
Arms, Ammunition, &c. (excluding military accoutrements):					
Fire-arms and parts thereof . . . . .	1,317,000	120,900	107,660	92,260	7,076
Other sorts . . . . .	33,360	17,040	7,650	18,740	576
	165,060	147,940	115,310	111,000	7,652
Art, works of . . . . .	85,320	67,430	73,770	74,280	5,896
Books and Printed Matter (including maps and charts)	162,580	195,430	198,980	225,640	16,666
Building and Engineering Materials . . . . .	10,320	6,620	10,710	14,610	571
Cabinet-ware and Furniture . . . . .	150,660	119,460	205,900	109,860	8,443
Candles . . . . .	60,690	22,580	15,070	14,440	2,750
Caoutchouc, manufactures of . . . . .	5,350	12,700	2,000	7,830	1,018
Carriages, Carts, &c. (excluding railway carriages), and parts thereof . . . . .	38,250	65,310	61,310	91,080	7,271
Chinese and Japanese-ware (including lacquered-ware, but not earthenware and porcelain)	64,580	37,560	39,900	28,840	2,374
Clocks and Watches . . . . .	59,420	37,240	31,680	45,810	3,210
Corals, Real . . . . .	128,620	209,600	264,440	355,320	17,842
Cordage and Rope of vegetable fibre (excluding jute) . . . . .	3,690	6,810	8,640	10,670	378
Earthenware and Porcelain . . . . .	330,050	262,960	255,120	183,540	13,502
Fireworks . . . . .	7,000	5,960	4,840	6,900	620
Glass:					
Sheet and Plate . . . . .	20,700	11,320	12,760	12,780	1,216
Beads and False Pearls . . . . .	59,120	54,630	43,310	41,500	2,363
Bottles, common . . . . .	10,730	12,350	7,570	12,450	696
Other ware . . . . .	291,030	287,580	277,470	226,790	20,790
	381,580	365,880	341,110	293,520	25,065
Hides and Skins, dressed and tanned . . . . .	1,800	400	500	8,860	21
Instruments and Apparatus:					
Musical . . . . .	77,770	72,870	66,490	66,100	5,290
Photographic . . . . .	14,620	17,570	22,680	25,620	2,257
Scientific, Philosophical, &c. . . . .	44,790	51,160	110,090	66,400	5,719
	137,180	141,600	199,260	158,120	13,266
Jewellery, &c.					
Jewellery . . . . .	177,410	166,890	227,910	234,420	19,288
Plate . . . . .	63,850	44,940	82,670	87,770	6,016
	241,260	211,830	310,580	322,190	25,304
Leather:					
Unwrought . . . . .	670	4,150	5,500	7,560	73
Manufactures (excluding boots and shoes) . . . . .	43,540	47,180	40,960	59,650	2,935
	44,210	51,330	46,460	67,210	3,008
Matches . . . . .	148,490	76,350	88,920	69,450	4,897
Mats and Matting . . . . .	11,480	8,540	16,350	12,980	1,234
Paints and Colours . . . . .	60,740	56,470	46,920	34,110	2,866
Paper and Pasteboard:					
Printing Paper . . . . .	4,600	5,360	2,450	9,240	598
Writing Paper and Envelopes . . . . .	48,900	31,500	32,880	32,160	1,875
Other sorts . . . . .	14,380	8,480	5,330	10,970	610
	67,880	45,340	40,660	52,370	3,083
Perfumery . . . . .	66,930	48,520	35,330	39,010	2,970
Printing and Lithographing materials (other than Paper) . . . . .	15,770	2,820	3,750	3,030	512
Soap . . . . .	25,050	32,370	20,020	23,370	1,850
Stationery (excluding Paper) . . . . .	153,660	122,480	149,650	136,040	8,992
Toys and Requisites for Games . . . . .	53,870	66,980	42,430	60,060	3,859
Umbrellas . . . . .	103,780	62,590	92,050	59,390	4,012
Wood, manufactures of . . . . .	15,060	18,300	19,350	8,090	4,218
Articles (not specified) exported by Post . . . . .	77,99	28,540	60,570	204,120	11,344
All other Articles . . . . .	140,270	147,770	93,690	77,900	6,739
<b>Total Value of Articles Manufactured and partly Manufactured . . . . .</b>	<b>24,802,750</b>	<b>20,403,680</b>	<b>19,750,130</b>	<b>18,648,300</b>	<b>1,256,078</b>
<b>- GRAND TOTAL - . . . . .</b>	<b>47,175,160</b>	<b>40,336,370</b>	<b>37,511,720</b>	<b>33,711,960</b>	<b>2,194,994</b>



## No. 11.

QUANTITY and VALUE of IMPORTS and EXPORTS of PRINCIPAL ARTICLES in 1899-1900,  
distinguishing COUNTRIES.

N.B.—Imports from, or Exports to, any country are not shown separately unless the value exceeds 10/

ARTICLES AND COUNTRIES.	IMPORTS.		EXPORTS.	
	Quantity.	Value	Quantity	Value
<b>I.—ANIMALS, LIVING</b>				
<b>HORSES.</b>				
		£		£
United Kingdom - - - - - No	31	2,007	4	907
Aden - - - - - "	2	53	2	60
Ceylon - - - - - "	31	1,619	201	2,535
China, Hong Kong	1	33		
Straits Settlements	35	3,090	30	2,881
Cape Colony - - - - - "			3	167
Mauritius - - - - - "			2	40
Natal - - - - - "			1	33
Australia - - - - - "	4,950	149,700	19	447
Austria-Hungary - - - - - "	11	213		
Arabia - - - - - "	70	1,160		
Japan - - - - - "	2	134		
Persia - - - - - "	1,048	20,756		
Siam - - - - - "			1	10
Turkey in Asia - - - - - "	922	19,203		
Zanzibar - - - - - "			5	333
	7,103	197,968	268	7,413
<b>OTHER KINDS.</b>				
United Kingdom - - - - - No	1,115	3,610	10	397
Aden - - - - - "			17	20
Ceylon - - - - - "	228	138	246,217	78,427
China, Hong Kong				
Straits Settlements	7,011	15	41,871	50,421
Australia - - - - - "	50	211		
Austria-Hungary - - - - - "	36	70		
Germany - - - - - "	11	35	2,211	2,262
Sweden - - - - - "	8	107		
Persia - - - - - "	65	166	74	59
Zanzibar - - - - - "			122	228
Other Countries - - - - - "	17	9	42	6
	8,541	4,361	290,564	131,820
<b>TOTAL ANIMALS, LIVING - No.</b>	<b>15,644</b>	<b>202,329</b>	<b>290,832</b>	<b>139,233</b>
<b>II. ARTICLES OF FOOD AND DRINK</b>				
<b>COFFEE</b>				
United Kingdom - - - - - Cwt	145	369	157,531	634,451
Aden - - - - - "	108	460		
Ceylon - - - - - "	155	570	10,931	23,887
Straits Settlements	6,363	12,764	9	29
Mauritius - - - - - "	43	110	1,253	2,531
Natal - - - - - "			6	11
Australia - - - - - "			2,433	6,458
Austria-Hungary - - - - - "	2,690	6,248	2,667	11,567
Belgium - - - - - "			5,043	13,868
France - - - - - "	139	298	96,853	281,459
Germany - - - - - "	38	81	2,612	10,379
Holland - - - - - "			100	747
Italy - - - - - "	48	96	201	670
Arabia - - - - - "	149	169	4,995	9,460
Japan - - - - - "	4	13	15	40
Persia - - - - - "			3,405	7,118
Turkey in Asia - - - - - "			375	898
Egypt - - - - - "	59	132		
Mozambique - - - - - "	14	38	22	59
Zanzibar - - - - - "	25	66	154	264
Other Countries - - - - - "	6	13	1	2
	9,986	21,427	288,606	1,003,898

No. 11—*continued.*QUANTITY and VALUE of IMPORTS and EXPORTS of PRINCIPAL ARTICLES in 1899-1900,  
distinguishing COUNTRIES—*continued.*

ARTICLES AND COUNTRIES.	IMPORTS.		EXPORTS.	
	Quantity	Value.	Quantity.	Value.
<b>II.—ARTICLES OF FOOD AND DRINK—<i>continued.</i></b>				
<b>FRUITS AND VEGETABLES:</b>				
United Kingdom	—	1,340	—	3,756
Malta	—	33	—	—
Aden	—	—	—	1,004
Ceylon	—	9,878	—	39,806
China, Hong Kong	—	—	—	1,809
Straits Settlements	—	33,264	—	16,384
Mauritius	—	1,058	—	808
Natal	—	—	—	203
Australia	—	150	—	—
Austria-Hungary	—	284	—	127
Belgium	—	—	—	7,270
France	—	64	—	2,702
Germany	—	—	—	49,040
Holland	—	—	—	1,333
Italy	—	8,541	—	132
Arabia	—	3,616	—	623
Japan	—	—	—	39
Maldivo Islands	—	3,590	—	—
Mekran and Sonmiani	—	—	—	225
Persia	—	13	—	973
Siam	—	46	—	—
Turkey in Asia	—	—	—	671
Egypt	—	—	—	32
Mozambique	—	—	—	145
Zanzibar	—	268	—	2,290
Other Countries	—	159	—	110
	—	62,304	—	129,480
<b>GRAIN AND PULSE:</b>				
<b>JAWAR AND BAJRA:</b>				
United Kingdom	—	—	19,194	3,499
Aden	769	270	247,896	57,032
Ceylon	—	—	192	44
Mauritius	—	—	43	11
France	—	—	2,000	355
Arabia	450	150	115,400	28,290
Mekran and Sonmiani	—	—	8,246	1,872
Persia	—	—	2,411	484
Turkey in Asia	171,377	47,540	1,053	381
Abyssinia	—	—	46,238	10,063
Egypt	325	93	85,126	19,648
Mozambique	39,488	11,500	1,756	482
Zanzibar	16,224	4,472	21,792	5,103
United States	—	—	100	27
Other Countries	35	9	3,240	656
	228,668	64,034	554,687	127,947
<b>PULSE:</b>				
United Kingdom	257	145	824,549	141,058
Aden	2,541	1,022	6,288	2,479
Ceylon	2,610	861	96,187	27,458
China, Hong Kong	85,447	32,118	692	284
Straits Settlements	5,749	2,062	68,172	19,935
Cape Colony	—	—	726	264
Mauritius	—	—	77,357	23,181
Natal	116	47	23,875	8,401
Canada	—	—	44	18
West Indies	—	—	9,095	2,602
British Guiana	—	—	4,183	1,240
Australia	—	—	5,858	1,635
France	—	—	2,500	708
Germany	—	—	500	68
Italy	19	15	—	—
Abyssinia	—	—	271	90
Egypt	—	—	320	124
Madagascar	—	—	108	36
Mozambique	377	117	720	323
Réunion	—	—	1,894	429
Zanzibar	2,268	645	17,596	6,338
Arabia	—	—	1,737	611
Mekran and Sonmiani	2,760	1,181	277	96
Persia	623	236	1,168	409
Siam	—	—	173	55
Turkey in Asia	59,784	19,004	535	169
Other Countries	50	29	17,345	7,664
	162,601	57,482	1,162,170	245,678

No. 11—*continued.*

QUANTITY and VALUE of IMPORTS and EXPORTS of PRINCIPAL ARTICLES in 1899-1900,  
distinguishing COUNTRIES—*continued.*

ARTICLES AND COUNTRIES	IMPORTS.		EXPORTS.	
	Quantity	Value.	Quantity.	Value.
II—ARTICLES OF FOOD AND DRINK— <i>continued</i>				
GRAIN AND PULSE— <i>continued</i>				
RICE IN THE HUSK.				
United Kingdom - - - - - Cwt			157	24
Ceylon - - - - - "	113	26	406,177	59,740
Straits Settlements - - - - - "	743	146	460	58
Turkey in Asia - - - - - "	6,361	1,730		
Mozambique - - - - - "	60	19		
United States - - - - - "			1,975	360
Other Countries - - - - - "	13	3	78	17
	7,290	1,924	408,847	60,199
RICE NOT IN THE HUSK.				
United Kingdom - - - - - Cwt	2,029	909	3,909,923	1,118,067
Aden - - - - - "	2,792	1,077	396,712	131,330
Ceylon - - - - - "	477	142	5,144,612	1,721,238
China, Hong Kong - - - - - "	17,061	5,878	8,070	1,865
Straits Settlements - - - - - "	120,222	49,502	4,234,607	1,023,557
Cape Colony - - - - - "			167,788	65,546
Mauritius - - - - - "			1,120,558	365,836
Natal - - - - - "	120	52	300,021	109,413
British Guiana - - - - - "			132,640	40,418
Australia - - - - - "	117	49	89,492	24,605
Austria-Hungary - - - - - "			78,390	18,452
Belgium - - - - - "			2,713	1,103
France - - - - - "			6,367	1,671
Germany - - - - - "			520,960	165,523
Holland - - - - - "			8,092	3,678
Italy - - - - - "	16	16	115	41
Russia - - - - - "			55,000	12,078
Arabia - - - - - "			842,279	276,332
Cochin China - - - - - "	98,774	37,009		
Japan - - - - - "	20	12	349,842	87,859
Maldive Islands - - - - - "			20,135	5,975
Mekran and Sommani - - - - - "			27,796	8,946
Persia - - - - - "	50	26	156,486	52,315
Siam - - - - - "	27,853	11,813	10,620	2,676
Turkey in Asia - - - - - "	36,566	11,258	8,192	2,963
Abyssinia - - - - - "			230,753	76,538
Egypt - - - - - "			11,390,463	2,601,462
Madagascar - - - - - "			2,539	925
Mozambique - - - - - "	956	327	47,029	17,557
Réunion - - - - - "			188,640	49,295
Zanzibar - - - - - "			458,873	130,837
Argentine Republic - - - - - "			61,599	12,852
Brazil - - - - - "			1,339,437	382,346
Chile - - - - - "			114,252	27,703
Peru - - - - - "			17,098	4,626
Uruguay - - - - - "			19,998	4,805
West Indies - - - - - "			151,642	45,324
Other Countries - - - - - "	589	202	255,858	77,534
	307,642	118,272	31,869,591	8,673,291
WHEAT				
United Kingdom - - - - - Cwt			5,297,767	1,409,074
Aden - - - - - "			16,193	6,440
Ceylon - - - - - "			603	227
China, Hong Kong - - - - - "			4,595	1,814
Straits Settlements - - - - - "			2,325	708
Mauritius - - - - - "			6,079	1,782
Cape Colony - - - - - "			62	14
Natal - - - - - "			77	20
Australia - - - - - "	273,195	91,991		
Belgium - - - - - "			2,122,710	561,578
France - - - - - "			876,848	250,736
Germany - - - - - "			13,101	3,763
Holland - - - - - "			69,810	18,370
Italy - - - - - "			248,064	72,267
Spain - - - - - "			88,000	23,743
Arabia - - - - - "	12,164	4,106	12,189	4,554
Mekran and Sommani - - - - - "			1,064	337
Persia - - - - - "	1,017	274	3,265	940
Siam - - - - - "			33	11
Turkey in Asia - - - - - "	21,049	7,745		
Egypt - - - - - "			933,777	246,867
Madagascar - - - - - "			39	17
Mozambique - - - - - "	44	15	68	33
Zanzibar - - - - - "	58	18	7,215	2,954
Other Countries - - - - - "			203	82
	307,527	104,149	9,704,087	2,606,331

No. 11—*continued.*QUANTITY and VALUE of IMPORTS and EXPORTS of PRINCIPAL ARTICLES in 1899-1900,  
distinguishing COUNTRIES—*continued.*

ARTICLES AND COUNTRIES.	IMPORTS.		EXPORTS.	
	Quantity.	Value.	Quantity	Value.
<b>II.—ARTICLES OF FOOD AND DRINK—<i>continued.</i></b>				
<b>GRAIN AND PULSE—<i>continued</i></b>				
<b>WHEAT FLOUR.</b>				
United Kingdom - - - - Cwt.	653	544		
Aden - - - - - "	246	276	139,444	65,309
Ceylon - - - - - "	52	26	82,464	37,750
China, Hong Kong - - - - "	11,827	5,761	395	172
Straits Settlements - - - - "	2,344	1,330	2,262	1,031
Mauritius - - - - - "	29	18	109,249	49,476
Natal - - - - - "			566	277
Australia - - - - - "	35	25		
Austria-Hungary - - - - "	389	329		
Italy - - - - - "	1,161	883		
Russia - - - - - "	31	19	76,442	34,656
Arabia - - - - - "				
Japan - - - - - "	29	13		
Mekran and Somniani - - - - "			2,318	912
Persia - - - - - "			9,711	3,749
Turkey in Asia - - - - - "			1,149	539
Abyssinia - - - - - "			3,874	1,614
Egypt - - - - - "	33	18	12,140	5,645
Madagascar - - - - - "			181	84
Mozambique - - - - - "			8,207	4,099
Zanzibar - - - - - "			54,532	25,929
Other Countries - - - - - "	39	11	54,960	25,383
	16,868	9,253	537,894	256,625
<b>OTHER SORTS - - - - - "</b>	<b>478,979</b>	<b>129,548</b>	<b>392,811</b>	<b>98,646</b>
<b>TOTAL GRAIN AND PULSE.</b>				
United Kingdom - - - - Cwt	10,421	4,431	10,056,982	2,672,909
Aden - - - - - "	6,348	2,645	824,042	267,111
Ceylon - - - - - "	5,002	1,618	5,772,750	1,857,222
China, Hong Kong - - - - "	114,335	43,757	13,827	4,157
Straits Settlements - - - - "	129,393	53,175	4,325,444	1,050,072
Cape Colony - - - - - "			178,771	68,958
Mauritius - - - - - "	36	17	1,526,088	491,084
Natal - - - - - "	247	103	333,925	120,696
Canada - - - - - "			44	18
British Guiana - - - - - "			136,860	41,667
Australia - - - - - "	276,358	93,077	96,099	26,446
Austria-Hungary - - - - "	604	394	78,394	18,454
Belgium - - - - - "			2,125,423	562,681
France - - - - - "			887,715	253,471
Germany - - - - - "	238	193	534,572	169,356
Holland - - - - - "			77,902	22,049
Italy - - - - - "	1,198	915	248,179	72,308
Russia - - - - - "	39	23	55,000	12,078
Turkey in Europe - - - - - "	334,052	90,646		
Arabia - - - - - "	22,554	6,565	1,050,321	345,002
China, Treaty Ports - - - - "			32	11
Spain - - - - - "			88,000	23,743
Cochin-China - - - - - "	98,774	37,009		
Japan - - - - - "	50	26	349,843	87,860
Maldivo Islands - - - - - "			20,156	5,983
Mekran and Somniani - - - - "	2,789	1,190	39,816	12,193
Persia - - - - - "	3,197	934	176,567	58,607
Philippine Islands - - - - - "			73	17
Siam - - - - - "	27,853	11,813	10,846	2,747
Turkey in Asia - - - - - "	405,794	116,160	10,952	4,062
Abyssinia - - - - - "			281,404	88,372
Egypt - - - - - "	367	121	12,121,886	2,873,761
Madagascar - - - - - "			2,914	1,077
Mozambique - - - - - "	49,251	14,073	58,901	23,078
Réunion - - - - - "			240,650	62,692
Zanzibar - - - - - "	20,091	5,576	570,866	173,913
United States - - - - - "			2,075	387
West Indies - - - - - "			160,769	47,934
Argentine Republic - - - - - "			61,599	12,852
Brazil - - - - - "			1,339,437	382,346
Chile - - - - - "			114,252	27,703
Peru - - - - - "			17,098	4,626
Uruguay - - - - - "			19,998	4,805
Other Countries - - - - - "	584	201	339,615	114,209
	1,509,575	484,662	44,650,087	12,068,717

No. 11—*continued.*

QUANTITY and VALUE of IMPORTS and EXPORTS of PRINCIPAL ARTICLES in 1899-1900,  
distinguishing COUNTRIES—*continued.*

ARTICLES AND COUNTRIES	IMPORTS		EXPORTS.	
	Quantity	Value	Quantity.	Value
<b>II.—ARTICLES OF FOOD AND DRINK—<i>continued</i></b>				
<b>LIQUORS</b>				
<b>ALE, BEER, PORTER, CIDER, &amp;c.</b>				
United Kingdom - - - - Gals.	3,013,323	268,852	2,630	464
Aden - - - - "	4,053	267	104	21
Ceylon - - - - "	3,434	217		
China, Hong Kong - - - - "	177	32		
Straits Settlements - - - - "	2,520	233	2,444	170
Mauritius - - - - "	67	16	643	121
Natal - - - - "	254	63	416	76
Austria-Hungary - - - - "	1,538	270		
Belgium - - - - "	6,007	1,146		
Denmark - - - - "	256	44		
Germany - - - - "	179,700	32,673		
Holland - - - - "	364	63		
Italy - - - - "	23	14		
Arabia - - - - "			784	123
Mekran and Somniam - - - - "			184	48
Persia - - - - "			216	38
United States - - - - "	92	14		
Other Countries - - - - "	176	22	43	9
	3,211,984	303,926	7,464	1,070
<b>SPIRITS AND LIQUEURS</b>				
<b>BRANDY</b>				
United Kingdom - - - - Gals.	39,508	26,400	14	15
Aden - - - - "	257	110		
Ceylon - - - - "	210	109		
China, Hong Kong - - - - "	131	93	17	11
Straits Settlements - - - - "	92	56		
Mauritius - - - - "	13	11	26	11
Natal - - - - "	62	72	15	18
British Guiana - - - - "			121	93
Australia - - - - "	50	20	50	47
Austria-Hungary - - - - "	136	35		
Belgium - - - - "	3,993	1,545		
France - - - - "	187,819	114,717		
Germany - - - - "	37,494	6,849		
Greece - - - - "	668	292		
Holland - - - - "	10,247	1,214		
Italy - - - - "	148	84		
Spain - - - - "	32	13		
Arabia - - - - "			110	48
Mekran and Somniam - - - - "			618	206
Persia - - - - "	33	12	1,056	443
Egypt - - - - "	1,712	705		
West Indies - - - - "			74	50
Other Countries - - - - "	6	5	9	9
	282,611	152,342	2,110	951
<b>WHISKY</b>				
United Kingdom - - - - Gals.	524,352	239,220	1,483	522
Malta - - - - "	37	20		
Aden - - - - "	49	25	50	37
Ceylon - - - - "	519	274	159	96
China, Hong Kong - - - - "			20	11
Straits Settlements - - - - "	148	74		
Mauritius - - - - "	31	19	317	135
Natal - - - - "	150	109	304	146
British Guiana - - - - "			35	21
Australia - - - - "	953	814		
France - - - - "	104	64		
Germany - - - - "	18,689	6,464		
Arabia - - - - "			493	231
China, Treaty Ports - - - - "			30	17
Japan - - - - "			23	12
Mekran and Somniam - - - - "			228	104
Persia - - - - "			315	126
Zanzibar - - - - "			191	122
United States - - - - "	1,149	682		
Other Countries - - - - "	19	10	35	23
	546,200	247,775	3,683	1,603
<b>OTHER SORTS</b> - - - - "	416,106	170,558	7,079	1,004

No. 11—*continued.*

QUANTITY and VALUE of IMPORTS and EXPORTS of PRINCIPAL ARTICLES in 1899-1900,  
distinguishing COUNTRIES—*continued.*

ARTICLES AND COUNTRIES.	IMPORTS.		EXPORTS.	
	Quantity.	Value	Quantity	Value.
<b>II.—ARTICLES OF FOOD AND DRINK—<i>continued.</i></b>				
<b>LIQUORS—<i>continued.</i></b>				
<b>SPIRITS AND LIQUEURS—<i>continued.</i></b>				
<b>TOTAL SPIRITS AND LIQUEURS :</b>				
United Kingdom - - - Gals.	675,838	360,696	7,726	1,146
Malta - - - - - "	37	20		
Aden - - - - - "	351	229	204	48
Ceylon - - - - - "	70,116	12,147	171	102
China, Hong Kong - - - "	854	300	44	35
Straits Settlements - - - "	62,498	6,855		
Mauritius - - - - - "	4,205	495	389	168
Natal - - - - - "	228	196	379	183
British Guiana - - - - - "	234	48	156	114
Australia - - - - - "	1,007	836	55	51
Austria-Hungary - - - - - "	11,163	3,145		
Belgium - - - - - "	13,837	10,462		
Denmark - - - - - "	246	184		
France - - - - - "	193,131	124,516	48	89
Germany - - - - - "	165,184	30,037		
Greece - - - - - "	669	294		
Holland - - - - - "	35,984	7,316		
Italy - - - - - "	594	531		
Russia - - - - - "	46	62		
Spain - - - - - "	32	13		
Arabia - - - - - "			725	325
China, Treaty Ports - - - "	85	33	30	17
Japan - - - - - "			23	12
Mekran and Somiani - - - - - "			893	324
Persia - - - - - "	46	17	1,561	672
Turkey in Asia - - - - - "	76	29	8	14
Egypt - - - - - "	1,749	740		
Zanzibar - - - - - "			310	179
United States - - - - - "	5,732	11,227		
West Indies - - - - - "	943	234	84	56
Other Countries - - - - - "	12	13	66	23
	1,244,917	570,675	12,872	3,558
<b>WINES .</b>				
<b>CHAMPAGNE :</b>				
United Kingdom - - - Gals.	19,424	37,407	78	159
Gibraltar - - - - - "	76	170		
Ceylon - - - - - "	34	84		
China, Hong Kong - - - "	16	19		
Mauritius - - - - - "	10	21	12	26
Natal - - - - - "	49	103	14	22
Belgium - - - - - "	4,980	10,607		
France - - - - - "	5,253	9,617	18	36
Germany - - - - - "	44	39	...	
Holland - - - - - "	285	308	..	
Italy - - - - - "	63	113		
Persia - - - - - "			11	27
Other Countries - - - - - "	8	15	6	11
	30,242	58,503	139	281
<b>CLARET :</b>				
United Kingdom - - - Gals.	17,908	7,630	136	28
Ceylon - - - - - "	573	108		
China, Hong Kong - - - "			42	17
Straits Settlements - - - "	1,346	273		
Mauritius - - - - - "	56	12	12	14
Natal - - - - - "	139	91		
Australia - - - - - "	1,939	653		
Austria-Hungary - - - - - "	410	73		
France - - - - - "	38,693	11,729		
Germany - - - - - "	429	196		
Holland - - - - - "	198	101		
Italy - - - - - "	4,100	922		
Spain - - - - - "	3,178	725		
Java - - - - - "	124	21		
Turkey in Asia - - - - - "	103	11		
Egypt - - - - - "	149	50		
Other Countries - - - - - "	56	9	68	32
	69,401	22,604	258	91

No. 11—*continued.*QUANTITY and VALUE of IMPORTS and EXPORTS of PRINCIPAL ARTICLES in 1899-1900,  
distinguishing COUNTRIES—*continued*

ARTICLES AND COUNTRIES	IMPORTS.		EXPORTS	
	Quantity	Value	Quantity.	Value
<b>II—ARTICLES OF FOOD AND DRINK—<i>continued.</i></b>				
LIQUORS— <i>continued</i>				
WINES— <i>continued</i>				
PORT				
United Kingdom - - - Gals	61,749	38,455	268	243
Gibraltar - - - - - "	2,835	1,878		
Ceylon - - - - - "	27	17	26	36
China, Hong Kong - - - "	485	18		
Straits Settlements - - - "	151	94		
Mauritius - - - - - "	25	17		
Natal - - - - - "	13	13		
Australia - - - - - "	395	204		
France - - - - - "	1,577	548		
Germany - - - - - "	2,252	374		
Italy - - - - - "	220	21		
Portugal - - - - - "	5,229	3,222		
Spain - - - - - "	5,023	1,765		
Arabia - - - - - "			49	37
Java - - - - - "	61	30		
Persia - - - - - "			66	49
Turkey in Asia - - - - - "			14	15
Egypt - - - - - "	127	90		
Other Countries - - - - - "	33	8	14	12
	80,202	46,772	437	392
OTHER SORTS - - - - - "	139,004	62,505.	1,046	641
<b>TOTAL WINES:</b>				
United Kingdom - - - Gals	156,482	115,033	789	671
Gibraltar - - - - - "	4,716	2,935		
Malta - - - - - "	1,325	619		
Aden - - - - - "	2,667	474	28	16
Ceylon - - - - - "	1,805	548	32	39
China, Hong Kong - - - "	599	65	82	48
Straits Settlements - - - "	2,138	573		
Cape Colony - - - - - "	28	12		
Mauritius - - - - - "	131	84	289	150
Natal - - - - - "	313	284	43	42
Australia - - - - - "	6,503	2,254		
Austria-Hungary - - - - - "	1,232	441		
Belgium - - - - - "	7,199	11,839		
France - - - - - "	85,125	37,958	20	38
Germany - - - - - "	6,376	2,345	231	133
Greece - - - - - "	486	112		
Holland - - - - - "	1,844	1,334		
Italy - - - - - "	16,659	4,645		
Portugal - - - - - "	9,697	4,099		
Russia - - - - - "	32	12		
Spain - - - - - "	11,815	4,186		
Sweden - - - - - "	60	18		
Arabia - - - - - "			93	63
Japan - - - - - "	115	26		
Java - - - - - "	246	63		
Mekran and Sonmiani - - - "			22	13
Persia - - - - - "			175	126
Turkey in Asia - - - - - "	544	123	63	56
Egypt - - - - - "	674	290		
Other Countries - - - - - "	38	12	13	10
	318,849	190,384	1,880	1,405
<b>TOTAL LIQUORS.</b>				
United Kingdom - - - Gals.	3,845,643	744,580	11,145	2,281
Gibraltar - - - - - "	4,716	2,935		
Malta - - - - - "	1,362	639		
Aden - - - - - "	7,071	970	336	84
Ceylon - - - - - "	75,419	12,918	203	141
China, Hong Kong - - - - - "	1,630	397	126	83
Straits Settlements - - - - - "	67,196	7,664	2,447	172
Cape Colony - - - - - "	28	12		
Mauritius - - - - - "	4,403	595	1,321	439
Natal - - - - - "	795	543	838	301
British Guiana - - - - - "	234	48	156	114
Australia - - - - - "	7,519	3,093	55	51

## No. 11—continued.

QUANTITY and VALUE of IMPORTS and EXPORTS of PRINCIPAL ARTICLES in 1899-1900,  
distinguishing COUNTRIES—continued.

ARTICLES AND COUNTRIES.	IMPORTS.		EXPORTS.	
	Quantity.	Value	Quantity	Value.
<b>II.—ARTICLES OF FOOD AND DRINK—continued</b>				
<b>TOTAL LIQUORS—continued</b>				
Austria-Hungary - - - - - Gals	13,933	3,856	...	
Belgium - - - - - "	27,043	23,448		
Denmark - - - - - "	502	228		
France - - - - - "	278,276	162,478	68	126
Germany - - - - - "	351,260	65,055	276	87
Greece - - - - - "	1,155	406		
Holland - - - - - "	38,192	8,713		
Italy - - - - - "	17,276	5,190		
Portugal - - - - - "	9,697	4,099		
Russia - - - - - "	78	74		
Spain - - - - - "	11,847	4,199		
Sweden - - - - - "	60	16		
Arabia - - - - - "			1,610	512
China, Treaty Ports - - - - - "	85	33	30	17
Japan - - - - - "	123	29	23	12
Java - - - - - "	246	63		
Mekran and Sommani - - - - - "			1,099	386
Persia - - - - - "	78	24	1,952	836
Turkey in Asia - - - - - "	620	152	83	73
Egypt - - - - - "	2,423	1,030		
Zanzibar - - - - - "			339	191
United States - - - - - "	5,844	11,240		
West Indies - - - - - "	947	236	84	36
Other Countries - - - - - "	49	22	25	16
	4,775,750	1,064,985	22,216	6,033
<b>PROVISIONS</b>				
United Kingdom - - - - -	—	435,322	—	75,901
Malta - - - - -	—	33	—	
Aden - - - - -	—	6,894	—	12,636
Ceylon - - - - -	—	5,685	—	117,781
China, Hong Kong - - - - -	—	7,589	—	81,147
Straits Settlements - - - - -	—	194,568	—	74,175
Cape Colony - - - - -	—	30	—	1,109
Mauritius - - - - -	—	159	—	13,651
Natal - - - - -	—	278	—	15,329
Canada - - - - -	—	—	—	20
British Guiana - - - - -	—	—	—	471
Australia - - - - -	—	5,344	—	12,086
Austria-Hungary - - - - -	—	2,097	—	1,134
Belgium - - - - -	—	1,596	—	72
Denmark - - - - -	—	278	—	
France - - - - -	—	20,787	—	293
Germany - - - - -	—	6,400	—	1,829
Greece - - - - -	—	320	—	
Holland - - - - -	—	4,345	—	630
Italy - - - - -	—	15,023	—	7,722
Portugal - - - - -	—	13	—	
Russia - - - - -	—	280	—	
Sweden - - - - -	—	17	—	
Turkey in Europe - - - - -	—	389	—	78
Arabia - - - - -	—	114,225	—	6,957
China, Treaty Ports - - - - -	—	91	—	1,207
Cochin China - - - - -	—	—	—	16
Japan - - - - -	—	1,621	—	407
Java - - - - -	—	—	—	43
Maldiv Islands - - - - -	—	148	—	217
Mekran and Sommani - - - - -	—	20,910	—	1,063
Persia - - - - -	—	128,493	—	3,678
Philippine Islands - - - - -	—	—	—	43
Siam - - - - -	—	27	—	344
Turkey in Asia - - - - -	—	148,114	—	7,224
Abyssinia - - - - -	—	—	—	214
Egypt - - - - -	—	541	—	5,024
Madagascar - - - - -	—	—	—	735
Mozambique - - - - -	—	98	—	5,209
Réunion - - - - -	—	—	—	343
Zanzibar - - - - -	—	875	—	20,183
United States - - - - -	—	2,415	—	1,768
West Indies - - - - -	—	—	—	379
Other Countries - - - - -	—	493	—	28,567
	—	1,125,498	—	499,685



No. 11—*continued.*QUANTITY and VALUE of IMPORTS and EXPORTS of PRINCIPAL ARTICLES in 1899-1900,  
distinguishing COUNTRIES—*continued*

ARTICLES AND COUNTRIES.	IMPORTS.		EXPORTS.	
	Quantity	Value	Quantity.	Value
<b>II—ARTICLES OF FOOD AND DRINK—<i>continued</i></b>				
<b>SALT :</b>				
United Kingdom - - - - - Tons	246,446	252,008		
Aden - - - - - "	42,802	40,285		
Straits Settlements - - - - - "	5	15	14,327	2,940
Germany - - - - - "	66,463	62,163		
Arabia - - - - - "	25,339	21,957		
Persia - - - - - "	10,001	8,542		
Egypt - - - - - "	25,578	23,013		
Other Countries - - - - - "	2	14	77	385
	416,636	407,997	14,404	3,315
<b>SPICES :</b>				
United Kingdom - - - - - Lbs	345	15	6,088,341	95,211
Aden - - - - - "	42,413	468	1,924,967	24,541
Ceylon - - - - - "	10,838,343	94,207	5,935,015	35,935
China, Hong Kong - - - - - "	475,511	1,396	545,815	8,242
Straits Settlements - - - - - "	81,576,626	392,410	2,388,090	18,063
Cape Colony - - - - - "			6,202	76
Mauritius - - - - - "			306,320	3,789
Natal - - - - - "	4,900	84	167,001	2,272
British Guiana - - - - - "			2,963	40
Australia - - - - - "			27,698	323
Austria-Hungary - - - - - "			1,044,563	21,890
Belgium - - - - - "			38,080	595
France - - - - - "			1,354,854	27,876
Germany - - - - - "			2,358,556	49,736
Greece - - - - - "			4,368	99
Holland - - - - - "			56,000	1,333
Italy - - - - - "			1,430,940	26,272
Russia - - - - - "			19,764	331
Turkey in Europe - - - - - "			294	15
Arabia - - - - - "	18,068	108	478,861	9,836
China, Treaty Ports - - - - - "	4,872	20	47,992	449
Japan - - - - - "	556,232	4,613	51,513	790
Maldivo Islands - - - - - "			2,056	22
Mekian and Sonmani - - - - - "			15,667	240
Persia - - - - - "			593,406	12,087
Siam - - - - - "	11,177	14	5,725	48
Turkey in Asia - - - - - "			565,864	10,011
Abyssinia - - - - - "			154,224	1,290
Egypt - - - - - "			643,200	14,194
Madagascar - - - - - "			3,886	85
Mozambique - - - - - "			71,521	852
Réunion - - - - - "			900	12
Zanzibar - - - - - "	7,814,431	117,666	285,746	4,847
United States - - - - - "			1,000,314	14,720
Other Countries - - - - - "	1,771	14	44,207	495
	101,344,689	611,015	27,725,003	386,617
<b>SUGAR (REFINED, UNREFINED, and SUGAR CANDY)</b>				
United Kingdom - - - - - Cwt	65,435	76,398	528,139	183,623
Aden - - - - - "	295	238	16,022	10,701
Ceylon - - - - - "	17,102	12,830	37,798	21,173
China, Hong Kong - - - - - "	317,003	243,686		
Straits Settlements - - - - - "	80,666	60,083	94	50
Mauritius - - - - - "	1,773,346	1,068,222	131	116
Natal - - - - - "			288	221
Austria-Hungary - - - - - "	777,821	569,188		
Belgium - - - - - "	766	511		
France - - - - - "	298	712		
Germany - - - - - "	60,526	40,703		
Greece - - - - - "	6	12		
Holland - - - - - "	311	269		
Italy - - - - - "	69	451		
Arabia - - - - - "	10	14	27,560	20,073
Japan - - - - - "	2,005	1,370		
Java - - - - - "	258,188	170,692		
Maldivo Islands - - - - - "			363	317
Mekian and Sonmani - - - - - "			1,631	1,219
Persia - - - - - "			40,303	31,202
Turkey in Asia - - - - - "			20,699	16,450
Abyssinia - - - - - "			120	125
Egypt - - - - - "	6,977	5,650		
Madagascar - - - - - "			11	11
Mozambique - - - - - "			9,111	6,728
Zanzibar - - - - - "			9,899	7,913
United States - - - - - "	6	24		
Other Countries - - - - - "	32	33	1,796	1,341
	3,360,862	2,251,086	693,965	301,263

## No. 11—continued.

QUANTITY and VALUE of IMPORTS and EXPORTS of PRINCIPAL ARTICLES in 1899-1900,  
distinguishing COUNTRIES—continued.

ARTICLES AND COUNTRIES.	IMPORTS.		EXPORTS.	
	Quantity	Value.	Quantity	Value
<b>II.—ARTICLES OF FOOD AND DRINK—continued.</b>				
<b>TEA .</b>				
United Kingdom . . . . . Lbs.	39,139	1,404	154,161,619	5,527,460
Aden . . . . . "			95,899	2,271
Ceylon . . . . . "	570,161	16,009	63,202	3,696
China, Hong Kong . . . . . "	223,279	8,386	1,247,977	38,992
Straits Settlements . . . . . "	452,479	10,386	100,394	2,809
Capa Colony . . . . . "			24,324	738
Mauritius . . . . . "			505	12
Natal . . . . . "			1,934	71
Canada . . . . . "			1,932,943	48,193
Australia . . . . . "			8,362,797	198,735
Austria-Hungary . . . . . "			22,837	1,080
Belgium . . . . . "			2,300	66
Denmark . . . . . "			2,000	67
France . . . . . "	8,487	317	18,755	806
Germany . . . . . "			771,093	20,845
Italy . . . . . "			4,002	217
Russia . . . . . "	934	58	473,481	8,794
Sweden . . . . . "			2,200	41
Turkey in Europe . . . . . "			582,978	16,219
Arabia . . . . . "	2,688	73	206,423	6,051
China, Treaty Ports . . . . . "	1,698,547	57,105	880	49
Japan . . . . . "	2,108	70		
Java . . . . . "	203,103	11,914		
Mekran and Sonmiani . . . . . "			695	30
Persia . . . . . "			3,149,659	109,783
Siam . . . . . "			396	25
Turkey in Asia . . . . . "			2,177,321	57,428
Abyssinia . . . . . "			19,607	599
Egypt . . . . . "			143,645	4,861
Madagascar . . . . . "			1,362	39
Mozambique . . . . . "			31,758	1,293
Zanzibar . . . . . "	1,200	15	23,245	766
United States . . . . . "			2,744,854	65,281
West Indies . . . . . "			300	22
Chile . . . . . "			4,000	149
Other Countries . . . . . "	986	25	11,435	508
	3,203,111	105,762	176,386,820	6,117,986
<b>OTHER SORTS . . . . . "</b>	—	23,117	—	—
<b>TOTAL ARTICLES OF FOOD AND DRINK . . . . .</b>	—	6,157,853	—	20,516,994
<b>III METALS AND MANUFACTURES OF .</b>				
<b>METALS .</b>				
<b>BRASS :</b>				
United Kingdom . . . . . Cwt	6,857	28,001	3,812	17,744
Aden . . . . . "	35	71	50	237
Ceylon . . . . . "	209	771	626	2,714
China, Hong Kong . . . . . "	10	62	13	106
Straits Settlements . . . . . "	144	537	276	1,099
Mauritius . . . . . "	537	936	134	551
Natal . . . . . "	16	30	94	389
British Guiana . . . . . "			16	57
Australia . . . . . "			28	89
Austria-Hungary . . . . . "	538	3,825	100	657
Belgium . . . . . "	436	1,713		
France . . . . . "	19	71	76	569
Germany . . . . . "	174	1,299	901	2,035
Italy . . . . . "	785	2,902	8	56
Arabia . . . . . "	50	95	283	2,043
China, Treaty Ports . . . . . "	9	72		
Persia . . . . . "			81	403
Philippine Islands . . . . . "			2	14
Siam . . . . . "			4	15
Turkey in Asia . . . . . "			64	275
Abyssinia . . . . . "	14	23		
Egypt . . . . . "			61	444
Madagascar . . . . . "	34	54		
Mozambique . . . . . "	28	55	18	126
Zanzibar . . . . . "	235	475	110	529
United States . . . . . "			143	1,786
West Indies . . . . . "			81	291
Other Countries . . . . . "	66	164	20	103
	10,196	41,156	7,001	32,332

No. 11—*continued.*QUANTITY and VALUE of IMPORTS and EXPORTS of PRINCIPAL ARTICLES in 1899-1900,  
distinguishing COUNTRIES—*continued.*

ARTICLES AND COUNTRIES	IMPORTS		EXPORTS	
	Quantity	Value	Quantity	Value
III.—METALS, AND MANUFACTURES OF— <i>continued</i>				
METALS— <i>continued</i>				
COPPER				
United Kingdom . . . . . Cwt	72,644	254,602	12,341	39,778
Aden . . . . . "	51	147	140	607
Ceylon . . . . . "	4,335	14,895	465	1,829
China, Hong Kong	22	121	16	70
Straits Settlements	17	97	238	1,142
Cape Colony . . . . . "	100	239		
Mauritius . . . . . "	213	477	35	158
Natal . . . . . "	5	12	6	25
Australia . . . . . "			2	13
Austria-Hungary . . . . . "	2,909	32,077		
Belgium . . . . . "	3,949	16,512		
France . . . . . "	1,222	14,171		
Germany . . . . . "	1,112	4,301	459	1,436
Italy . . . . . "	223	839		
Arabia . . . . . "	301	832	219	980
China, Treaty Ports	16	151		
Japan . . . . . "	2,987	10,805		
Maldive Islands . . . . . "			63	257
Persia . . . . . "	150	482	721	2,667
Turkey in Asia . . . . . "	66	214	138	565
Abyssinia . . . . . "	6	15	...	...
Egypt . . . . . "	26	79	8	35
Madagascar . . . . . "	11	27	...	...
Mozambique . . . . . "	16	47	27	107
Zanzibar . . . . . "	438	1,530	820	5,121
Other Countries . . . . . "	27	86	25	105
	90,846	352,758	15,723	54,895
IRON				
United Kingdom . . . . . Cwt	2,112,648	1,237,788	71,293	7,102
Aden . . . . . "	52,063	7,648	4,774	2,590
Ceylon . . . . . "	11,382	2,201	2,712	1,441
China, Hong Kong			28,132	4,655
Straits Settlements	1,061	836	528	199
Mauritius . . . . . "	800	133	2,696	1,531
Natal . . . . . "	3,000	600		
Australia . . . . . "				
Austria-Hungary . . . . . "	38,071	16,490	37,640	3,218
Belgium . . . . . "	663,976	284,444		
France . . . . . "	1,700	999		
Germany . . . . . "	25,326	17,394		
Holland . . . . . "	875	523		
Italy . . . . . "	19	87	257,073	31,192
Norway . . . . . "	9,982	5,963		
Sweden . . . . . "	21,444	11,571		
Arabia . . . . . "	218	66	4,373	2,506
China, Treaty Ports			26,810	3,986
Maldive Islands . . . . . "			285	217
Mekran and Sonmaui . . . . . "			221	121
Persia . . . . . "	177	29	7,911	4,314
Sumatra . . . . . "	99	51		
Turkey in Asia . . . . . "			5,743	2,876
Abyssinia . . . . . "			1,259	580
Madagascar . . . . . "	724	72	358	216
Mozambique . . . . . "			2,151	1,496
Zanzibar . . . . . "	1,463	869	2,971	1,760
United States . . . . . "	36,740	25,137		
Other Countries . . . . . "	166	31	980	412
	2,981,934	1,612,932	457,910	70,412
LEAD				
United Kingdom . . . . . Cwt.	85,379	88,238	7,594	3,440
Aden . . . . . "			36	29
Ceylon . . . . . "	2,404	1,819	21	18
Straits Settlements	158	140	267	162
Mauritius . . . . . "	479	258	...	...
Australia . . . . . "	207	160	...	...
Austria-Hungary . . . . . "	117	98	...	...
Belgium . . . . . "	3,940	3,359	...	...
France . . . . . "	10,271	10,043	...	...
Germany . . . . . "	137	191	...	...

No. 11—*continued.*

QUANTITY and VALUE of IMPORTS and EXPORTS of PRINCIPAL ARTICLES in 1899-1900,  
distinguishing COUNTRIES—*continued.*

ARTICLES AND COUNTRIES.	IMPORTS.		EXPORTS.	
	Quantity.	Value	Quantity	Value.
<b>III.—METALS, AND MANUFACTURES OF—<i>continued.</i></b>				
<b>METALS—<i>continued.</i></b>				
<b>LEAD—<i>continued.</i></b>				
Holland - . . . . . "		...		
Italy - . . . . . "	136	162		
Arabia - . . . . . "			554	480
Mekran and Sonmiani - . . . . . "			35	28
Persia - . . . . . "			567	406
Turkey in Asia - . . . . . "			46	41
Zanzibar - . . . . . "			19	16
Other Countries - . . . . . "	21	18	9	11
	103,249	104,486	9,148	4,631
<b>MANGANESE ORE :</b>				
United Kingdom - . . . . . Cwt.			1,263,500	33,709
Belgium - . . . . . "			107,000	2,853
Holland - . . . . . "			167,000	4,453
United States - . . . . . "			367,000	9,788
			1,904,500	50,803
<b>QUICKSILVER :</b>				
United Kingdom - . . . . . Lbs.	106,408	12,353		
Aden - . . . . . "			450	52
Ceylon - . . . . . "			578	69
China, Hong Kong - . . . . . "	150	1	4,733	611
Austria-Hungary - . . . . . "	76,900	9,218		
Italy - . . . . . "	9,375	1,096		
Arabia - . . . . . "			75	9
Zanzibar - . . . . . "			150	15
Persia - . . . . . "			478	58
Turkey in Asia - . . . . . "			1,006	119
Other Countries - . . . . . "	45	7		
	192,878	22,691	7,470	933
<b>STEEL :</b>				
United Kingdom - . . . . . Cwt.	784,302	399,359		
Aden - . . . . . "			723	459
Ceylon - . . . . . "	405	122	543	214
Straits Settlements - . . . . . "			327	123
Mauritius - . . . . . "			99	65
Austria-Hungary - . . . . . "	12,071	4,079		
Belgium - . . . . . "	501,396	203,543		
France - . . . . . "	114	1,627		
Germany - . . . . . "	13,683	7,277		
Sweden - . . . . . "	6,481	5,600		
Arabia - . . . . . "			135	89
China, Treaty Ports - . . . . . "			600	320
Japan - . . . . . "			239	111
Mekran and Sonmiani - . . . . . "			18	12
Persia - . . . . . "			898	470
Siam - . . . . . "			6	25
Turkey in Asia - . . . . . "			805	495
Zanzibar - . . . . . "			265	135
United States - . . . . . "	134,256	45,617		
Other Countries - . . . . . "	8	10	80	50
	1,452,716	667,234	4,738	2,568
<b>TIN :</b>				
United Kingdom - . . . . . Cwt.	991	6,106	8	30
Aden - . . . . . "			18	104
Ceylon - . . . . . "	13	75	4	19
Straits Settlements - . . . . . "	16,274	85,377	812	4,841
Mauritius - . . . . . "			220	1,250
Austria-Hungary - . . . . . "	16	138		
France - . . . . . "	4	30		
Germany - . . . . . "	25	189		
Arabia - . . . . . "	5	20	106	698
Mekran and Sonmiani - . . . . . "			3	18
Persia - . . . . . "			1,087	6,929
Turkey in Asia - . . . . . "			931	6,069
Mozambique - . . . . . "			11	64
Zanzibar - . . . . . "	59	241	30	157
Other Countries - . . . . . "	14	99	2	8
	17,401	92,275	3,232	20,187

No. 11—*continued.*QUANTITY and VALUE of IMPORTS and EXPORTS of PRINCIPAL ARTICLES in 1899-1900,  
distinguishing COUNTRIES—*continued.*

ARTICLES AND COUNTRIES	IMPORTS.		EXPORTS.	
	Quantity.	Value.	Quantity.	Value.
<b>III—METALS, AND MANUFACTURES OF—<i>continued.</i></b>				
<b>METALS—<i>continued.</i></b>				
<b>ZINC OR SPELTER</b>				
United Kingdom - - - - Cwt	55,981	61,122	60	48
Aden - - - - - "			20	34
Ceylon - - - - - "	311	307	24	31
Straits Settlements - - - - "			365	383
Mauritius - - - - - "	70	38		
Austria-Hungary - - - - "	40	51		
Belgium - - - - - "	10,173	15,680		
Germany - - - - - "	10,148	15,403		
Holland - - - - - "				
Arabia - - - - - "	18	27		
Maldivo Islands - - - - - "			50	22
Persia - - - - - "			350	350
Turkey in Asia - - - - - "				
Zanzibar - - - - - "	300	279	24	37
Other Countries - - - - - "	39	36	2	4
	77,080	92,943	895	909
<b>OTHER METALS - - - - - Cwt</b>	22,803	134,028	1,265	1,814
<b>TOTAL METALS</b>				
United Kingdom - - - - Cwt.	3,128,305	2,129,555	1,359,428	102,960
Aden - - - - - "	52,159	7,876	5,765	4,118
Ceylon - - - - - "	19,061	20,227	4,426	6,485
China, Hong Kong - - - - "	38	216	28,203	5,442
Straits Settlements - - - - "	17,696	87,657	3,186	8,110
Cape Colony - - - - - "	130	246		
Mauritius - - - - - "	2,267	2,067	3,184	3,554
Natal - - - - - "	3,021	642	101	419
British Guiana - - - - - "			16	57
Australia - - - - - "	207	160	30	102
Austria-Hungary - - - - "	63,481	126,030	37,740	3,882
Belgium - - - - - "	1,184,638	530,038	107,000	2,853
France - - - - - "	13,437	28,568	76	569
Germany - - - - - "	54,818	70,492	1,360	3,471
Holland - - - - - "	880	530	167,000	4,453
Italy - - - - - "	1,250	5,123	257,081	31,248
Norway - - - - - "	9,982	5,963		
Russia - - - - - "	96	13		
Sweden - - - - - "	27,925	17,171		
Arabia - - - - - "	599	1,044	5,675	6,833
China, Treaty Ports - - - - "	25	222	27,410	4,307
Japan - - - - - "	2,987	10,805	239	113
Maldivo Islands - - - - - "			400	503
Mekran and Sonmiani - - - - "			286	218
Persia - - - - - "	341	623	11,648	15,853
Philippine Islands - - - - "			2	14
Sumatra - - - - - "	99	51		
Siam - - - - - "			11	50
Turkey in Asia - - - - - "	81	220	7,736	10,443
Abyssinia - - - - - "	36	43	1,266	587
Egypt - - - - - "	26	82	69	479
Madagascar - - - - - "	769	153	370	231
Mozambique - - - - - "	44	103	2,207	1,796
Zanzibar - - - - - "	2,507	3,401	4,245	7,827
United States - - - - - "	171,011	70,850	367,143	11,573
West Indies - - - - - "			81	291
Other Countries - - - - - "	121	332	1,095	643
	4,758,037	3,120,503	2,404,479	239,484
<b>HARDWARE AND CUTLERY (including plated ware)</b>				
United Kingdom - - - - - "		789,491		15,246
Malta - - - - - "		133		
Aden - - - - - "		143		2,925
Ceylon - - - - - "		2,076		2,781
China, Hong Kong - - - - - "		191		175
Straits Settlements - - - - - "		2,020		6,277

No. 11—*continued.*QUANTITY and VALUE of IMPORTS and EXPORTS of PRINCIPAL ARTICLES in 1899-1900,  
distinguishing COUNTRIES—*continued.*

ARTICLES AND COUNTRIES.	IMPORTS.		EXPORTS.	
	Quantity	Value.	Quantity	Value.
<b>III.—METALS, AND MANUFACTURES OF—<i>continued.</i></b>				
<b>HARDWARE AND CUTLERY (including plated ware)—<i>continued.</i></b>				
Cape Colony - . . . . .	—	—	—	15
Mauritius - . . . . .	—	116	—	1,039
Natal - . . . . .	—	126	—	266
Australia - . . . . .	—	56	—	74
Austria-Hungary - . . . . .	—	84,080	—	117
Belgium - . . . . .	—	44,945	—	1,986
France - . . . . .	—	5,363	—	138
Germany - . . . . .	—	106,937	—	815
Holland - . . . . .	—	415	—	—
Italy - . . . . .	—	633	—	—
Russia - . . . . .	—	23	—	—
Sweden - . . . . .	—	1,296	—	—
Turkey in Europe - . . . . .	—	817	—	—
Arabia - . . . . .	—	67	—	2,490
China, Treaty Ports - . . . . .	—	209	—	260
Cochin-China - . . . . .	—	—	—	33
Japan - . . . . .	—	3,512	—	34
Maldivo Islands - . . . . .	—	—	—	35
Mekran and Sonmiani - . . . . .	—	—	—	129
Persia - . . . . .	—	143	—	8,029
Siam - . . . . .	—	22	—	635
Sumatra - . . . . .	—	—	—	13
Turkey in Asia - . . . . .	—	51	—	5,826
Abyssinia - . . . . .	—	—	—	42
Egypt - . . . . .	—	906	—	62
Madagascar - . . . . .	—	11	—	295
Mozambique - . . . . .	—	10	—	2,586
Zanzibar - . . . . .	—	43	—	7,045
United States - . . . . .	—	16,328	—	297
West Indies - . . . . .	—	—	—	16
Other Countries - . . . . .	—	32	—	1,724
—	—	1,060,195	—	61,415
<b>MACHINERY AND MILLWORK :</b>				
United Kingdom - . . . . .	—	1,646,862	—	7,712
Aden - . . . . .	—	87	—	78
Ceylon - . . . . .	—	6,560	—	1,150
Straits Settlements - . . . . .	—	54	—	896
Australia - . . . . .	—	—	—	512
Austria-Hungary - . . . . .	—	1,287	—	216
Belgium - . . . . .	—	7,947	—	—
France - . . . . .	—	511	—	—
Germany - . . . . .	—	16,484	—	42
Italy - . . . . .	—	417	—	—
Cochin-China - . . . . .	—	—	—	149
Japan - . . . . .	—	291	—	20
Siam - . . . . .	—	—	—	230
Turkey in Asia - . . . . .	—	—	—	806
Zanzibar - . . . . .	—	—	—	50
United States - . . . . .	—	14,091	—	155
Other Countries - . . . . .	—	11	—	7
—	—	1,694,602	—	12,023
<b>RAILWAY PLANT AND ROLLING STOCK (other than Government Stores) :</b>				
United Kingdom - . . . . .	—	1,801,858	—	6,765
Ceylon - . . . . .	—	600	—	—
Australia - . . . . .	—	3,358	—	—
Austria-Hungary - . . . . .	—	174	—	—
Belgium - . . . . .	—	3,173	—	—
Germany - . . . . .	—	760	—	—
Java - . . . . .	—	—	—	67
United States - . . . . .	—	41,462	—	—
—	—	1,851,385	—	6,832
<b>TOTAL METALS, AND MANUFACTURES OF</b> . . . . .	—	<b>7,726,685</b>	—	<b>319,754</b>

## No. 11—continued.

QUANTITY and VALUE of IMPORTS and EXPORTS of PRINCIPAL ARTICLES in 1899-1900,  
distinguishing COUNTRIES—continued.

ARTICLES AND COUNTRIES.	IMPORTS.		EXPORTS	
	Quantity	Value.	Quantity.	Value.
<b>IV—CHEMICALS, DRUGS, MEDICINES AND NARCOTICS, AND DYEING AND TANNING MATERIALS :</b>				
<b>CHEMICALS :</b>				
United Kingdom - - - - -	—	250,883	—	64,466
Aden - - - - -	—	813	—	1,722
Ceylon - - - - -	—	261	—	9,659
China, Hong Kong Straits Settlements	—	448	—	71,632
Cape Colony	—	553	—	10,593
Mauritius - - - - -	—	12	—	97
Natal - - - - -	—	—	—	16,495
Australia - - - - -	—	—	—	11
Austria-Hungary - - - - -	—	5,482	—	1,684
Belgium - - - - -	—	8,894	—	—
France - - - - -	—	547	—	23,463
Germany - - - - -	—	18,365	—	219
Greece - - - - -	—	147	—	—
Holland - - - - -	—	453	—	—
Italy - - - - -	—	9,923	—	—
Turkey in Europe	—	—	—	17
Arabia - - - - -	—	570	—	928
China, Treaty Ports	—	22	—	1,919
Japan - - - - -	—	649	—	3,445
Java - - - - -	—	—	—	11
Mekran and Somiani	—	—	—	65
Persia - - - - -	—	25	—	1,707
Siam - - - - -	—	—	—	20
Turkey in Asia	—	11	—	1,564
Abyssinia - - - - -	—	66	—	85
Egypt - - - - -	—	—	—	182
Mozambique - - - - -	—	—	—	16
Zanzibar - - - - -	—	—	—	411
United States - - - - -	—	1,745	—	62,972
Other Countries - - - - -	—	23	—	16
	—	299,692	—	273,399
<b>DRUGS, MEDICINES, AND NARCOTICS</b>				
<b>CINCHONA BARK :</b>				
United Kingdom - - - - - Lbs			3,290,236	54,951
"			3,290,236	54,951
<b>QUININE :</b>				
United Kingdom - - - - - Lbs	44,298	38,482	280	53
Ceylon - - - - - "	122	98	—	—
Belgium - - - - - "	3,447	1,721	—	—
France - - - - - "	946	1,045	—	—
Germany - - - - - "	513	275	—	—
Italy - - - - - "	125	133	—	—
Java - - - - - "	67	81	—	—
Persia - - - - - "	—	—	246	293
United States - - - - - "	1,733	667	—	—
	51,251	42,502	526	346
<b>OPIUM</b>				
United Kingdom - - - - - Cwt	3	253	700	38,974
Ceylon - - - - - "	—	—	248	13,710
China, Hong Kong - - - - - "	—	—	45,147	2,623,872
Straits Settlements - - - - - "	—	—	22,868	1,254,569
Mauritius - - - - - "	—	—	44	2,227
Natal - - - - - "	—	—	6	359
China, Treaty Ports	—	—	21,991	1,405,056
Cochin-China - - - - - "	—	—	1,834	99,420
Java - - - - - "	—	—	520	29,730
Mozambique - - - - - "	—	—	6	319
Réunion - - - - - "	—	—	7	438
Zanzibar - - - - - "	—	—	7	469
Other Countries - - - - - "	—	3	—	—
	3	256	93,378	5,469,143

## No. 11—continued.

QUANTITY and VALUE of IMPORTS and EXPORTS of PRINCIPAL ARTICLES in 1899-1900,  
distinguishing COUNTRIES—continued.

ARTICLES AND COUNTRIES.	IMPORTS.		EXPORTS.	
	Quantity	Value.	Quantity.	Value.
<b>IV—CHEMICALS, DRUGS, MEDICINES AND NARCOTICS, AND DYEING AND TANNING MATERIALS—continued.</b>				
<b>TOBACCO:</b>				
<b>UNMANUFACTURED.</b>				
United Kingdom . . . . Lbs.	31,674	1,751		
Aden . . . . .			4,082,618	33,252
Ceylon . . . . .	546,155	4,399	128,390	1,377
Straits Settlements . . . .	73,571	2,875	2,841,382	18,077
Mauritius . . . . .			142,892	2,141
Belgium . . . . .	6,385	1,447	58,464	536
France . . . . .	5,277	75		
Germany . . . . .	4,221	827	16,910	135
Holland . . . . .	27,673	5,257	908,750	1,429
Turkey in Europe . . . . .	41,648	1,740		
Java . . . . .	60	11		
Maldiv Islands . . . . .			24,497	347
Mekran and Somiani . . . .			25,821	164
Persia . . . . .	1,786	35	4,008	27
Sumatra . . . . .	65,188	11,875		
Abyssinia . . . . .			15,088	123
Egypt . . . . .	4,850	363	23,903	194
Réunion . . . . .			2,800	65
Zanzibar . . . . .			4,514	37
United States . . . . .	23,569	787		
Other Countries . . . . .	615	7	58,591	384
	832,672	31,450	8,338,628	58,288
<b>MANUFACTURED.</b>				
United Kingdom . . . . Lbs.	1,360,122	99,438	301,395	32,484
Gibraltar . . . . .	40	38	10,155	680
Malta . . . . .	625	182	10,268	721
Aden . . . . .	4,702	639	42,546	2,365
Ceylon . . . . .	4,776	683	86,905	4,696
China, Hong Kong . . . . .	12,709	1,985	20,739	310
Straits Settlements . . . .	259,106	7,775	351,610	14,163
Cape Colony . . . . .			5,621	618
Mauritius . . . . .			16,108	913
Natal . . . . .			9,583	1,226
Canada . . . . .	1,850	218		
Australia . . . . .			9,350	1,236
Austria-Hungary . . . . .	1,323	293	2,846	76
Belgium . . . . .	16,019	2,754	2,108	156
France . . . . .	537	99	5,009	499
Germany . . . . .	9,506	2,455	3,330	381
Greece . . . . .	266	98		
Holland . . . . .	6,631	544		
Italy . . . . .	24,900	1,245		
Arabia . . . . .			10,146	274
China, Treaty Ports . . . .	17,561	1,389	2,124	230
Cochin-China . . . . .			260	16
Japan . . . . .	13,642	630	490	50
Maldiv Islands . . . . .	1,971	12	83,453	612
Mekran and Somiani . . . .			1,767	67
Persia . . . . .			4,402	299
Philippine Islands . . . . .	7,178	1,228		
Siam . . . . .			3,541	252
Turkey in Asia . . . . .			1,633	198
Egypt . . . . .	47,106	18,729	9,716	1,154
Mozambique . . . . .	3,696	53		
Réunion . . . . .			700	29
Zanzibar . . . . .			11,655	737
United States . . . . .	761,922	50,666	125	25
Other Countries . . . . .	720	38	3,105	222
	2,556,906	191,191	1,010,690	64,689
<b>OTHER DRUGS, MEDICINES, AND NARCOTICS</b> . . . . .	—	293,661	—	109,968
<b>DYEING AND TANNING MATERIALS:</b>				
<b>ANILINE AND ALIZARINE DYES:</b>				
United Kingdom . . . . Lbs.	427,486	16,866		
Aden . . . . .			970	63
Ceylon . . . . .	768	41	11,430	422
Straits Settlements . . . .	581	56	1,268	93
Mauritius . . . . .			1,201	116
Austria-Hungary . . . . .	65,594	6,187		



## No. 11—continued.

QUANTITY and VALUE of IMPORTS and EXPORTS of PRINCIPAL ARTICLES in 1899-1900,  
distinguishing COUNTRIES—continued

ARTICLES AND COUNTRIES	IMPORTS		EXPORTS	
	Quantity	Value.	Quantity	Value
IV.—CHEMICALS, DRUGS, MEDICINES AND NARCOTICS, AND DYEING AND TANNING MATERIALS—continued				
DYEING AND TANNING MATERIALS—cont.				
ANILINE AND ALIZARINE DYES—cont				
Belgium - - - - - Lbs	3,868,263	161,009	4,576	243
France - - - - - "	23,673	626		
Germany - - - - - "	599,199	28,194		
Holland - - - - - "	2,652,787	83,792		
Italy - - - - - "	586,695	38,728		
Arabia - - - - - "			3,942	399
Persia - - - - - "	711	95	33,123	3,472
Turkey in Asia - - - - - "	5,127	289	11,948	832
Egypt - - - - - "			140	14
Mozambique - - - - - "			224	15
Zanzibar - - - - - "			1,046	69
Other Countries - - - - - "	104	8	110	11
	8,230,988	335,891	69,958	5,749
CUTCH AND GAMBIE:				
United Kingdom - - - - - Cwt.	227	212	88,880	116,321
Aden - - - - - "	..	..	27	35
Ceylon - - - - - "	..	..	1,553	2,328
Straits Settlements - - - - - "	23,935	24,355	2,712	3,656
Mauritius - - - - - "			93	142
Natal - - - - - "			84	146
British Guiana - - - - - "			6	11
France - - - - - "			3,000	3,783
Germany - - - - - "			5,250	6,897
Holland - - - - - "			4,482	6,353
Italy - - - - - "			1,400	1,100
Maldiv Islands - - - - - "			24	49
Persia - - - - - "			11	15
Turkey in Asia - - - - - "		..	13	14
Egypt - - - - - "			18,596	21,924
United States - - - - - "			1,776	2,024
Zanzibar - - - - - "			86	89
Other Countries - - - - - "			14	22
	24,162	24,567	127,997	164,909
INDIGO				
United Kingdom - - - - - Cwt	25	265	23,825	372,746
Malta - - - - - "			28	419
Aden - - - - - "	15	170	14	124
China, Hong Kong - - - - - "			903	11,944
Straits Settlements - - - - - "	231	111	1,188	17,810
Australia - - - - - "			2	39
Austria-Hungary - - - - - "			6,983	136,388
Belgium - - - - - "			480	9,533
France - - - - - "			10,709	23,539
Germany - - - - - "	1	15	6,007	104,917
Holland - - - - - "			1,499	27,529
Italy - - - - - "			2,105	40,158
Russia - - - - - "			53	795
Spain - - - - - "			2,620	30,199
Sweden - - - - - "			81	1,830
Turkey in Europe - - - - - "			34	442
Arabia - - - - - "			249	1,948
Japan - - - - - "			23,705	351,718
Persia - - - - - "			3,466	36,408
Turkey in Asia - - - - - "			2,617	43,344
Egypt - - - - - "			12,940	193,501
Tripoli - - - - - "			22	349
Tunis - - - - - "			30	576
United States - - - - - "			11,860	218,758
Other Countries - - - - - "	1	14		2
	273	575	111,420	1,795,007

No. 11—*continued.*QUANTITY and VALUE of IMPORTS and EXPORTS of PRINCIPAL ARTICLES in 1899-1900,  
distinguishing COUNTRIES—*continued.*

ARTICLES AND COUNTRIES.	IMPORTS.		EXPORTS.	
	Quantity.	Value.	Quantity.	Value.
<b>IV.—CHEMICALS, DRUGS, MEDICINES AND NARCOTICS, AND DYEING AND TANNING MATERIALS—<i>continued.</i></b>				
<b>DYEING AND TANNING MATERIALS—<i>cont.</i></b>				
<b>MYRABOLAMS :</b>				
United Kingdom - - - - -	Cwt.	...	561,572	131,158
Ceylon - - - - -	"	1,684	106	26
China, Hong Kong - - - - -	"		2,491	534
Straits Settlements - - - - -	"		793	253
Mauritius - - - - -	"		59	35
Natal - - - - -	"		173	47
Australia - - - - -	"		16,516	4,568
Austria-Hungary - - - - -	"		66,611	17,006
Belgium - - - - -	"		98,043	21,069
France - - - - -	"		31,776	8,018
Germany - - - - -	"		210,955	44,970
Italy - - - - -	"		5,101	1,020
Russia - - - - -	"		23,702	6,643
Japan - - - - -	"		232	50
Persia - - - - -	"		53	18
Other Countries - - - - -	"	4	102	32
		1,688	295	1,018,285
				235,447
<b>SAFFRON :</b>				
United Kingdom - - - - -	Lbs.	62	50	72
Aden - - - - -	"	497	377	446
Ceylon - - - - -	"		8	11
China, Hong Kong - - - - -	"		810	564
Straits Settlements - - - - -	"		13	16
France - - - - -	"	28,965	708	1,300
Arabia - - - - -	"		637	791
Japan - - - - -	"		747	993
Persia - - - - -	"	58	385	372
Egypt - - - - -	"	388		
Zanzibar - - - - -	"		28	63
Other Countries - - - - -	"	4	8	14
		29,974	3,771	4,642
<b>TURMERIC :</b>				
United Kingdom - - - - -	Cwt.		11,057	9,845
Aden - - - - -	"	...	5,073	3,840
Ceylon - - - - -	"		5,209	3,916
China, Hong Kong - - - - -	"	22,895	19	19
Straits Settlements - - - - -	"	139	46	1,384
Cape Colony - - - - -	"		59	58
Mauritius - - - - -	"		2,071	1,849
Natal - - - - -	"		653	605
British Guiana - - - - -	"		122	121
Australia - - - - -	"	...	222	199
Austria-Hungary - - - - -	"		1,775	956
Belgium - - - - -	"		275	175
France - - - - -	"		2,133	1,414
Germany - - - - -	"		958	625
Turkey in Europe - - - - -	"		21	20
Arabia - - - - -	"		1,823	1,557
China, Treaty Ports - - - - -	"	35		...
Mekran and Sonmiani - - - - -	"		116	100
Persia - - - - -	"		4,817	3,850
Turkey in Asia - - - - -	"		4,315	3,477
Abyssinia - - - - -	"		22	10
Egypt - - - - -	"		1,391	1,114
Madagascar - - - - -	"		11	12
Mozambique - - - - -	"		157	133
Réunion - - - - -	"		28	22
Zanzibar - - - - -	"		1,361	1,154
United States - - - - -	"		2,471	2,037
West Indies - - - - -	"		20	21
Other Countries - - - - -	"	15	36	34
		23,084	48,000	38,547
<b>OTHER SORTS - - - - -</b>				
		—	—	11,910
<b>TOTAL CHEMICALS, DRUGS, MEDICINES AND NARCOTICS, AND DYEING AND TANNING MATERIALS</b>				
		—	—	8,286,995

## No. 11—continued.

QUANTITY and VALUE of IMPORTS and EXPORTS of PRINCIPAL ARTICLES in 1899-1900,  
distinguishing COUNTRIES—continued.

ARTICLES AND COUNTRIES.	IMPORTS.		EXPORTS	
	Quantity	Value.	Quantity	Value
<b>V. OILS.</b>				
MINERAL				
United Kingdom - - - - -	{ Gals Cwt	1,440,698 124	{ 50 46,264	64,709
Malta - - - - -		87,259		
Aden - - - - -	" Gals.		1,254	158
Ceylon - - - - -	" Cwt.	1,431	76,581	4,777
Straits Settlements - - -	{ Gals. Cwt	197,561 12	1,304,009	43,734
Mauritius - - - - -	" Gals.		26,902	1,598
Australia - - - - -	" Cwt.		2,507	3,520
Austria-Hungary - - - - -	{ Gals. Cwt	67,739	{ 2,590 980	1,377
Belgium - - - - -	" Gals.	1,565		
France - - - - -	" "	23		
Germany - - - - -	" "	449,848	13,865	
Italy - - - - -	" "	9,895	412	
Russia - - - - -	" Gals.	57,658,254	1,564,758	
Spain - - - - -	" Cwts.		100	140
Arabia - - - - -	" Gals.		58,702	1,836
Maldivé Islands - - - - -	" "		552	21
Mekran and Sonmiani - - -	" "		6,232	173
Persia - - - - -	" "		39,034	1,199
Philippine Islands - - - -	" "		2,000	80
Siam - - - - -	" "		1,600	48
Turkey in Asia - - - - -	" "		31,509	920
Egypt - - - - -	{ Cwt Gals.	1,300	{ ... 36	102 144
Madagascar - - - - -	" "		28,117	877
Mozambique - - - - -	" "		51,452	1,772
Réunion - - - - -	" "		6,400	213
Zanzibar - - - - -	" "		17,151	540
United States - - - - -	" "	15,043,622		
Other Countries - - - - -	{ Cwt Gals. Cwt	238 3	{ 37,585 ... 50,393	1,241
		74,959,433	{ 1,689,130	129,086
		139	{ 50,393	
VEGETABLE				
CASTOR				
United Kingdom - - - - -	" Gals		277,219	20,323
Aden - - - - -	" "		2,480	231
Ceylon - - - - -	" "		76,566	5,653
China, Hong Kong - - - - -	" "		45,081	3,908
Straits Settlements - - - -	" "		213,726	16,803
Cape Colony - - - - -	" "		139,077	11,521
Mauritius - - - - -	" "		107,954	8,462
Natal - - - - -	" "		86,537	6,662
British Guiana - - - - -	" "		300	32
Australia - - - - -	" "		527,140	49,043
Siam - - - - -	" "		274	24
Turkey in Asia - - - - -	" "		255	16
Egypt - - - - -	" "		1,153	93
Mozambique - - - - -	" "		1,278	107
Réunion - - - - -	" "		15,008	1,099
Zanzibar - - - - -	" "		32,399	3,065
United States - - - - -	" "		912	77
West Indies - - - - -	" "		360	32
Other Countries - - - - -	" "	50	99	15
		50	7	1,527,820
				127,166
COCOANUT.				
United Kingdom - - - - -	" Gals		870,191	72,989
Aden - - - - -	" "		11,754	1,115
Ceylon - - - - -	" "	902,900	105	12
Straits Settlements - - - -	" "	6,672	3,130	247
Cape Colony - - - - -	" "		6,649	640
Mauritius - - - - -	" "	229,363	19,758	
Natal - - - - -	" "	112	10	1,137
Australia - - - - -	" "		10,485	1,137
Austria-Hungary - - - - -	" "		3,398	237
Belgium - - - - -	" "		57,414	5,227
France - - - - -	" "		172,127	15,596
Germany - - - - -	" "		63,091	5,575
Holland - - - - -	" "		326,915	26,904
Arabia - - - - -	" "		5,748	536
Japan - - - - -	" "		2,329	223
Mekran and Sonmiani - - - -	" "		532	52
Persia - - - - -	" "		522	48
			1,414	140

No. 11—*continued.*QUANTITY and VALUE of IMPORTS and EXPORTS of PRINCIPAL ARTICLES in 1899-1900,  
distinguishing COUNTRIES—*continued.*

ARTICLES AND COUNTRIES.	IMPORTS.		EXPORTS.	
	Quantity.	Value.	Quantity	Value.
<b>V.—OILS—<i>continued.</i></b>				
<b>VEGETABLE—<i>continued.</i></b>				
<b>COCOANUT—<i>continued.</i></b>				
Turkey in Asia - - - - Gal.			2,327	207
Madagascar - - - - "			2,109	210
Mozambique - - - - "			828	74
Réunion - - - - "			3,840	277
Zanzibar - - - - "			1,549	144
United States - - - - "			696,196	53,439
Other Countries - - - - "	29	3	2,849	282
	<b>1,139,076</b>	<b>105,051</b>	<b>2,245,502</b>	<b>185,311</b>
<b>DREGS OF JINJILI OIL :</b>				
Ceylon - - - - Cwt.			200,576	45,242
Straits Settlements - - - - "			1,374	299
			201,950	45,541
<b>OTHER OILS - - - - Gals</b>	<b>563,725</b>	<b>58,696</b>	<b>828,331</b>	<b>107,670</b>
<b>TOTAL OILS - - - { Gals. Cwt.</b>	<b>76,662,284</b> 139	<b>2,284,115</b>	<b>6,290,783</b> <b>252,343</b>	<b>594,774</b>
<b>VI.—RAW MATERIALS AND UNMANUFACTURED ARTICLES :</b>				
<b>BRISTLES AND FIBRE FOR BRUSHES AND BROOMS :</b>				
United Kingdom - - - - Cwt	164	770	8,764	31,342
Ceylon - - - - "	32	30	8,855	5,231
Australia - - - - "	2	17	4	38
Belgium - - - - "			13,872	12,364
Denmark - - - - "			603	362
France - - - - "			589	474
Germany - - - - "	38	87	18,826	24,545
Holland - - - - "			2,203	1,763
Japan - - - - "			665	448
United States - - - - "			7	100
Other Countries - - - - "	5	8		
	<b>241</b>	<b>912</b>	<b>54,388</b>	<b>76,667</b>
<b>CAOUTCHOUC :</b>				
United Kingdom - - - - Cwt			3,707	48,206
Straits Settlements - - - - "			2,803	39,077
Belgium - - - - "			105	1,587
Denmark - - - - "			1	14
Japan - - - - "			65	242
United States - - - - "			1,572	16,522
			<b>8,253</b>	<b>105,647</b>
<b>COAL (including coke and patent fuel)</b>				
United Kingdom - - - - Tons	317,453	432,016		
Aden - - - - "			4,001	2,668
Ceylon - - - - "			181,512	129,045
Straits Settlements - - - - "			86,951	66,457
Cape Colony - - - - "	16	16		
Mauritius - - - - "			18,128	11,250
Natal - - - - "	220	256	6,072	3,971
Australia - - - - "	20,282	20,774		
Belgium - - - - "	53	166		
Japan - - - - "	81,938	84,135		
Philippine Islands - - - - "			4,391	2,929
Sumatra - - - - "			3,531	2,354
Turkey in Asia - - - - "			151	201
Madagascar - - - - "	37	49		
Réunion - - - - "	200	213		
United States - - - - "	2,112	2,464		
Other Countries - - - - "	65	54	1	2
	<b>422,376</b>	<b>540,143</b>	<b>304,738</b>	<b>218,877</b>
<b>COIR :</b>				
United Kingdom - - - - Cwt.			44,404	24,297
Aden - - - - "			69	29
Ceylon - - - - "			1,420	930
Straits Settlements - - - - "			352	198
Cape Colony - - - - "			5,879	3,107
Mauritius - - - - "			787	379
Natal - - - - "	153	61	1,522	825
Australia - - - - "			80	77

## No. 11—continued.

QUANTITY and VALUE of IMPORTS and EXPORTS of PRINCIPAL ARTICLES in 1899-1900,  
distinguishing COUNTRIES—continued.

ARTICLES AND COUNTRIES	IMPORTS		EXPORTS	
	Quantity.	Value	Quantity	Value
<b>VI—RAW MATERIALS AND UNMANUFACTURED ARTICLES—continued</b>				
<i>COIR—continued.</i>				
Austria-Hungary - - - - Cwt			118	62
Belgium - - - - - "			2,820	1,446
France - - - - - "			419	217
Germany - - - - - "			4,323	2,845
Holland - - - - - "			487	260
Italy - - - - - "			112	60
Arabia - - - - - "			1,003	418
Persia - - - - - "			114	60
Turkey in Asia - - - - - "			4,630	1,713
Mozambique - - - - - "			68	27
Zanzibar - - - - - "			110	47
United States - - - - - "			1,133	647
Other Countries - - - - - "			136	64
	153	61	70,016	37,708
<b>COTTON, RAW</b>				
United Kingdom - - - - Cwt	105,681	169,388	132,590	139,815
Aden - - - - - "	67	112	47	54
Ceylon - - - - - "	402	670	7,941	12,369
China, Hong Kong - - - - - "	1,397	2,660	128,069	200,543
Straits Settlements - - - - - "			16,845	21,810
Cape Colony - - - - - "			21	41
Mauritius - - - - - "			99	98
Australia - - - - - "			3,172	5,073
Austria-Hungary - - - - - "	3,367	4,989	204,297	282,291
Belgium - - - - - "			297,576	400,672
France - - - - - "	579	1,167	177,887	244,859
Germany - - - - - "	8,133	17,925	531,172	762,294
Holland - - - - - "			100	133
Italy - - - - - "	946	1,230	370,343	539,818
Russia - - - - - "			41	61
Spain - - - - - "			19,691	27,565
Turkey in Europe - - - - - "			614	820
Arabia - - - - - "	290	481	1,012	543
China, Treaty Ports - - - - - "			156,517	241,466
Cochin China - - - - - "			2,109	2,755
Japan - - - - - "			2,380,173	3,730,422
Mekran and Somnani - - - - - "	11,814	7,030		
Persia - - - - - "	13,476	24,339	414	213
Turkey in Asia - - - - - "	189	373		
Egypt - - - - - "	42,219	77,499		
Zanzibar - - - - - "	80	81	2,051	1,045
United States - - - - - "	146	233	762	1,320
Other Countries - - - - - "	9	9	31	30
	188,795	308,206	4,373,474	6,616,710
<b>FODDER, BRAN, AND CATTLE FOOD (including Hay and Straw)</b>				
United Kingdom - - - - Cwt	193	44	1,746,004	153,091
Aden - - - - - "			7,436	1,465
Ceylon - - - - - "	595	86	213,649	41,570
China, Hong Kong - - - - - "			308	66
Straits Settlements - - - - - "	106	23	1,100,113	136,060
Cape Colony - - - - - "			1,009	186
Mauritius - - - - - "			27,677	4,799
Natal - - - - - "			3,792	803
Australia - - - - - "	30,549	8,038	437	134
Austria-Hungary - - - - - "	450	58	8,001	1,920
Belgium - - - - - "			4,062	853
Germany - - - - - "			105,541	20,342
Holland - - - - - "			1,119	224
Java - - - - - "			15,110	4,035
Mekran and Somnani - - - - - "	387	42	66	14
Persia - - - - - "	64	12	104	21
Philippine Islands - - - - - "			73	17
Siam - - - - - "			5,969	763
Turkey in Asia - - - - - "	310	76		
Egypt - - - - - "			219,049	14,735
Zanzibar - - - - - "			509	93
Other Countries - - - - - "	11,608	2,987	70	15
	44,262	11,366	3,460,140	381,006

## No. 11—continued.

QUANTITY and VALUE of IMPORTS and EXPORTS of PRINCIPAL ARTICLES in 1899-1900,  
distinguishing COUNTRIES—continued

ARTICLES AND COUNTRIES.	IMPORTS.		EXPORTS	
	Quantity	Value	Quantity	Value
<b>VI.—RAW MATERIALS AND UNMANUFACTURED ARTICLES—continued</b>				
<b>GUMS AND RESINS.</b>				
United Kingdom - - - - - Cwt	21,519	6,667	29,548	39,677
Aden - - - - - "	4,410	4,305	869	1,096
Ceylon - - - - - "	69	99	236	165
China, Hong Kong			7,541	6,530
Straits Settlements - - - - - "	14,485	24,007	365	623
Mauritius - - - - - "			98	230
Natal - - - - - "			43	149
Australia - - - - - "			61	242
Austria-Hungary - - - - - "			2,935	3,226
Belgium - - - - - "	66	22	15,455	17,857
France - - - - - "	2	26	7,747	7,352
Germany - - - - - "	9,861	2,985	22,319	23,359
Greece - - - - - "			60	40
Italy - - - - - "			192	137
Russia - - - - - "			460	453
Turkey in Europe - - - - - "			11	15
Arabia - - - - - "	16,597	13,002	793	760
China, Treaty Ports - - - - - "			11	13
Japan - - - - - "			2,409	2,867
Mekran and Sonmani - - - - - "	156	114		
Persia - - - - - "	21,648	14,660	598	648
Turkey in Asia - - - - - "			993	776
Egypt - - - - - "			48	83
Mozambique - - - - - "			564	216
Zanzibar - - - - - "	623	1,888	162	274
United States - - - - - "	16,696	4,935	1,058	1,052
Other Countries - - - - - "	4,859	4,238	14	31
	110,991	76,948	94,600	107,871
<b>HEMP, RAW :</b>				
United Kingdom - - - - - Cwt.	635	1,220	119,936	69,073
Aden - - - - - "			20	13
Ceylon - - - - - "			72	43
China, Hong Kong	3,383	7,054		
Straits Settlements - - - - - "	762	1,452		
Australia - - - - - "			509	459
Austria-Hungary - - - - - "	60	136		
Belgium - - - - - "			141,498	88,011
France - - - - - "			4,079	2,751
Germany - - - - - "			7,149	5,023
Italy - - - - - "	330	693		
Arabia - - - - - "			2,585	2,080
Japan - - - - - "			672	543
Persia - - - - - "			934	775
Philippine Islands - - - - - "	3,904	8,381		
Turkey in Asia - - - - - "			14	11
United States - - - - - "			18	11
Other Countries - - - - - "			62	37
	9,074	18,936	277,548	168,830
<b>HIDES AND SKINS :</b>				
United Kingdom - - - - - Cwt.			200,612	540,342
Aden - - - - - "	917	1,226	11	34
Ceylon - - - - - "	4,728	12,160	7	16
China, Hong Kong	6	16	493	1,368
Straits Settlements - - - - - "	1,479	2,744	1,700	2,808
Mauritius - - - - - "	179	416		
Canada - - - - - "			463	1,297
Australia - - - - - "	30	148		
Austria-Hungary - - - - - "	3	15	71,173	206,428
Belgium - - - - - "			15,060	36,894
Denmark - - - - - "			60	157
France - - - - - "			127,387	404,699
Germany - - - - - "	168	547	336,352	968,185
Greece - - - - - "			306	691
Holland - - - - - "			5,029	13,230
Italy - - - - - "			134,651	399,307
Russia - - - - - "	51	54		
Spain - - - - - "			4,553	14,277
Turkey in Europe - - - - - "			1,343	3,520
Arabia - - - - - "	1,758	3,974	16	20
Japan - - - - - "	5	13	135	469

No. 11—*continued.*QUANTITY and VALUE of IMPORTS and EXPORTS of PRINCIPAL ARTICLES in 1899-1900,  
distinguishing COUNTRIES—*continued.*

ARTICLES AND COUNTRIES.	IMPORTS.		EXPORTS.	
	Quantity	Value	Quantity.	Value
VI—RAW MATERIALS AND UNMANUFACTURED ARTICLES— <i>continued</i>				
HIDES AND SKINS— <i>continued</i>				
Mekran and Sonmiani - - - Cwt	1,003	1,931	7	14
Persia - - - - - "	10,275	27,021	581	1,193
Turkey in Asia - - - - - "	651	1,197	122	321
Egypt - - - - - "			19,813	47,030
Réunion - - - - - "			3	12
Zanzibar - - - - - "	226	443		
United States - - - - - "			491,639	1,950,240
Other Countries - - - - - "	261	684		
	21,740	52,589	1,411,516	4,592,552
HORNS				
United Kingdom - - - - - Cwt			45,709	64,565
Ceylon - - - - - "	28	37	50	188
China, Hong Kong - - - - - "			216	2,536
Straits Settlements - - - - - "			64	56
Belgium - - - - - "			3,200	4,600
Denmark - - - - - "			20	20
France - - - - - "			25,590	36,192
Germany - - - - - "			9,647	11,191
Egypt - - - - - "			520	693
Zanzibar - - - - - "	247	3,298		
United States - - - - - "			10	11
Other Countries - - - - - "	22	32	2	3
	297	3,367	85,028	124,055
IVORY				
United Kingdom - - - - - Lbs	75,873	33,370	21,168	8,749
Aden - - - - - "	9,013	3,757		
Ceylon - - - - - "			131	32
China, Hong Kong - - - - - "			40,548	10,272
Straits Settlements - - - - - "	2,759	1,041	1,273	280
Natal - - - - - "	543	207		
Austria-Hungary - - - - - "	3,846	2,087		
Belgium - - - - - "	188	78		
France - - - - - "	3,331	1,622	110	53
Germany - - - - - "	11,493	5,206	6,687	3,103
Japan - - - - - "			27,812	8,623
Egypt - - - - - "	229	117		
Mozambique - - - - - "	9,850	3,679		
Zanzibar - - - - - "	52,034	19,164		
Other Countries - - - - - "	3	2		
	169,162	70,330	97,729	31,112
JEWELLERY PRECIOUS STONES AND PEARLS, UNSET				
United Kingdom - - - - - "	—	1,154	—	1,075
Aden - - - - - "	—	13,930	—	113
Ceylon - - - - - "	—	2,980	—	—
China, Hong Kong - - - - - "	—	—	—	1,822
Straits Settlements - - - - - "	—	330	—	2,713
Austria-Hungary - - - - - "	—	1,201	—	1,675
Belgium - - - - - "	—	—	—	453
France - - - - - "	—	—	—	1,147
Germany - - - - - "	—	—	—	15
Russia - - - - - "	—	78	—	133
Turkey in Europe - - - - - "	—	—	—	33
Arabia - - - - - "	—	361,849	—	11,180
Japan - - - - - "	—	—	—	16
Persia - - - - - "	—	232,067	—	2,510
Turkey in Asia - - - - - "	—	308	—	516
Abyssinia - - - - - "	—	4,334	—	—
Egypt - - - - - "	—	—	—	407
Zanzibar - - - - - "	—	—	—	85
	—	618,231	—	23,893

## No. 11—continued.

QUANTITY and VALUE of IMPORTS and EXPORTS of PRINCIPAL ARTICLES in 1899-1900,  
distinguishing COUNTRIES—continued.

ARTICLES AND COUNTRIES.	IMPORTS.		EXPORTS.	
	Quantity.	Value.	Quantity	Value
<b>VL—RAW MATERIALS AND UNMANUFACTURED ARTICLES—continued.</b>				
<b>JUTE, RAW.</b>				
United Kingdom - - - Cwt.	89	50	4,505,652	2,624,227
Ceylon - - - "			225	146
China, Hong Kong - - - "			35,088	18,317
Straits Settlements - - - "			972	585
Australia - - - "			5,263	2,717
Austria-Hungary - - - "			420,547	254,903
France - - - "			641,417	358,605
Germany - - - "			1,883,859	1,089,106
Italy - - - "			360,608	220,986
Spain - - - "			68,203	44,560
Japan - - - "			3,890	2,098
Egypt - - - "		...	85,236	47,760
United States - - - "		..	1,714,231	717,086
Other Countries - - - "		..	4	2
	89	50	9,725,245	5,381,098
<b>MANURES:</b>				
United Kingdom - - - Tons	498	3,064	47,888	180,877
Aden - - - "	29	115		
Ceylon - - - "	85	559	2,661	6,581
Straits Settlements - - - "			1,081	3,658
Mauritius - - - "	100	373		
Australia - - - "	4	16	780	2,824
Belgium - - - "	89	507	11,374	40,913
France - - - "			15,720	60,125
Germany - - - "	56	158	30,033	108,619
Holland - - - "			500	1,733
Arabia - - - "	52	144		
Mekran and Sommani - - - "	43	135		
Persia - - - "	42	108		
Zanzibar - - - "	378	1,007		
United States - - - "			890	3,250
Other Countries - - - "	4	12		1
	1,380	6,198	110,927	408,581
<b>SEEDS:</b>				
<b>CASTOR.</b>				
United Kingdom - - - Cwt			257,873	100,130
Austria-Hungary - - - "			1,004	435
Belgium - - - "			119,495	47,211
France - - - "			357,192	142,260
Germany - - - "			2,000	799
Italy - - - "			85,758	35,052
Russia - - - "			60,006	22,524
Other Countries - - - "	25	9	34	11
	25	9	883,362	348,422
<b>LINSEED.</b>				
United Kingdom - - - Cwt.			2,735,250	1,130,690
Ceylon - - - "			67	32
China, Hong Kong - - - "			99	57
Straits Settlements - - - "			42	24
Cape Colony - - - "			50	19
Mauritius - - - "			117	63
Natal - - - "			435	212
British Guiana - - - "			72,224	29,220
Australia - - - "			5,122	2,095
Austria-Hungary - - - "			145,731	65,746
Belgium - - - "			263,396	112,779
France - - - "			1,194,326	476,018
Germany - - - "			1,850,954	734,866
Holland - - - "			208,513	88,120
Italy - - - "			397,634	178,468
Japan - - - "			160	71
Persia - - - "	4,928	2,098		
Turkey in Asia - - - "	233	103		
Egypt - - - "		...	332,364	151,075
Zanzibar - - - "		...	36	16
United States - - - "		...	10,010	3,640
West Indies - - - "		...	76,558	28,931
Other Countries - - - "	1	1	6	3
	5,162	2,202	7,293,094	3,002,145



## No. 11—continued.

QUANTITY AND VALUE OF IMPORTS AND EXPORTS OF PRINCIPAL ARTICLES in 1898-99,  
distinguishing COUNTRIES—continued

ARTICLES AND COUNTRIES	IMPORTS		EXPORTS	
	Quantity	Value	Quantity	Value
<b>VI.—RAW MATERIALS AND UNMANUFACTURED ARTICLES—continued</b>				
<b>SEEDS—continued</b>				
<b>MOWA OR MOWRA</b>				
Belgium - - - - - Cwt			62,019	18,147
France - - - - - "			296,052	80,320
Germany - - - - - "			4,001	1,083
Italy - - - - - "			5,020	1,339
			367,092	100,889
<b>POPPY</b>				
United Kingdom - - - Cwt			4,995	2,270
Aden - - - - - "			21	14
Ceylon - - - - - "			56	31
Straits Settlements - - - "			157	90
Mauritius - - - - - "			55	35
Natal - - - - - "			8	10
Austria-Hungary - - - "			1,300	542
Belgium - - - - - "			369,004	156,580
France - - - - - "			466,178	201,925
Germany - - - - - "			106,966	46,061
Zanzibar - - - - - "			28	16
Japan - - - - - "			92	56
Persia - - - - - "	964	478		
Other Countries - - - - - "	2	1	27	16
	966	479	948,887	407,646
<b>RAPSEED</b>				
United Kingdom - - - Cwt			249,507	91,754
Ceylon - - - - - "			196	107
Straits Settlements - - - "			91	41
Australia - - - - - "			461	187
Belgium - - - - - "			1,257,906	498,818
France - - - - - "			1,004,362	413,947
Germany - - - - - "			735,954	281,026
Holland - - - - - "			79,377	29,071
Italy - - - - - "			91,667	37,048
Mekian and Somali - - - "	11,412	5,337		
Other Countries - - - - - "	12	5	23	11
	11,424	5,342	3,419,544	1,352,010
<b>TIL OR JINJILI</b>				
United Kingdom - - - Cwt			10,362	4,383
Aden - - - - - "			19,131	10,095
Ceylon - - - - - "	240	112	2,401	1,040
Straits Settlements - - - "	1,919	914	852	379
Austria-Hungary - - - "			81,801	43,661
Belgium - - - - - "			223,313	127,424
France - - - - - "			1,420,078	750,782
Germany - - - - - "			215,878	126,914
Holland - - - - - "			82,981	47,943
Italy - - - - - "			357,816	196,529
Arabia - - - - - "			5,045	2,904
Japan - - - - - "			504	274
Persia - - - - - "	1,051	512	145	73
Turkey in Asia - - - - - "	161	84		
Egypt - - - - - "			49,497	27,565
Mozambique - - - - - "	796	439		
Zanzibar - - - - - "	152	102		
Other Countries - - - - - "	15	7	11	6
	4,334	2,170	2,469,815	1,339,972
<b>OTHER SEEDS</b> - - - - - "	14,227	17,418	404,985	188,709
<b>TOTAL SEEDS</b>				
United Kingdom - - - Cwt	775	4,131	3,313,901	1,344,132
Aden - - - - - "			27,071	13,153
Ceylon - - - - - "	3,131	2,915	63,091	31,759
China, Hong Kong - - - "	95	95	1,016	609
Straits Settlements - - - "	2,739	1,495	52,483	25,441
Cape Colony - - - - - "			70	33
Mauritius - - - - - "			3,209	2,074
Natal - - - - - "	86	51	1,533	1,188

## No. 11—continued.

QUANTITY and VALUE of IMPORTS and EXPORTS of PRINCIPAL ARTICLES in 1899-1900.  
distinguishing COUNTRIES—continued

ARTICLES AND COUNTRIES.	IMPORTS.		EXPORTS.	
	Quantity.	Value.	Quantity	Value.
<b>VI—RAW MATERIALS AND UNMANUFACTURED ARTICLES—continued</b>				
TOTAL SEEDS—continued				
British Guiana - - - - Cwt			72,340	29,287
Australia - - - - "	2	31	6,146	2,663
Austria-Hungary - - - - "	15	183	238,036	114,238
Belgium - - - - "	1,300	665	2,301,768	965,310
France - - - - "	13	176	4,921,909	2,147,074
Germany - - - - "	3,720	1,886	2,931,292	1,198,011
Holland - - - - "	100	47	370,871	165,134
Italy - - - - "	14	57	938,065	448,533
Russia - - - - "			60,006	22,524
Turkey in Europe - - - - "			20	27
Arabia - - - - "	119	77	7,487	4,327
Japan - - - - "			847	449
Java - - - - "			818	7,975
Maldiv Islands - - - - "			52	39
Mekran and Sonmiani - - - - "	11,641	5,392	631	189
Persia - - - - "	10,258	9,023	1,037	539
Siam - - - - "			61	66
Turkey in Asia - - - - "	628	509	149	111
Abyssinia - - - - "			167	95
Egypt - - - - "	81	58	382,839	179,229
Madagascar - - - - "			36	31
Mozambique - - - - "	810	445	343	333
Réunion - - - - "			298	107
Zanzibar - - - - "	581	234	2,474	2,412
United States - - - - "	22	133	10,076	3,669
West Indies - - - - "			76,560	28,934
Other Countries - - - - "	8	17	97	98
	36,138	27,620	15,786,779	6,739,793
SILK, RAW (including chasam and cocoons)				
United Kingdom - - - - Lbs.	190	57	853,355	194,317
Malta - - - - "			1,490	795
Aden - - - - "			2,506	421
Ceylon - - - - "			845	414
China, Hong Kong - - - - "	803,667	138,093	416	139
Straits Settlements - - - - "	374,318	83,764	2,284	344
Austria-Hungary - - - - "	439	234	76	17
France - - - - "			1,090,472	245,136
Germany - - - - "	201	60		
Italy - - - - "	3,088	403	36,720	22,146
Turkey in Europe - - - - "			30	17
Arabia - - - - "			12,430	4,027
China, Treaty Ports - - - - "	493,391	157,085		
Japan - - - - "	798	160		
Mekran and Sonmiani - - - - "			3,485	770
Persia - - - - "	8,463	2,824	5,504	1,793
Siam - - - - "	10,208	1,361		
Turkey in Asia - - - - "			5,143	1,186
Egypt - - - - "			8,104	1,590
Zanzibar - - - - "			622	343
United States - - - - "			7,003	3,735
Other Countries - - - - "	85	18	28	11
	1,694,848	384,059	2,030,513	477,201
WOOD :				
United Kingdom - - - - "		7,926		500,991
Aden - - - - "		479		1,258
Ceylon - - - - "		3,414		48,255
China, Hong Kong - - - - "		65		7,456
Straits Settlements - - - - "		13,766		943
Cape Colony - - - - "		67		7,126
Mauritius - - - - "		64		7,652
Natal - - - - "				386
Canada - - - - "		17,572		
Australia - - - - "		247		2,655
Austria-Hungary - - - - "		9,409		6,331
Belgium - - - - "		157		3,483
France - - - - "				19,234
Germany - - - - "		3,077		24,916
Holland - - - - "				467
Italy - - - - "				8,735
Norway - - - - "		1,788		
Portugal - - - - "				32,947
Russia - - - - "		208		13
Sweden - - - - "		2,982		

## No. 11—continued.

QUANTITY and VALUE of IMPORTS and EXPORTS of PRINCIPAL ARTICLES in 1899-1900,  
distinguishing COUNTRIES—continued.

ARTICLES AND COUNTRIES.	IMPORTS.		EXPORTS.	
	Quantity.	Value	Quantity.	Value
<b>VI—RAW MATERIALS AND UNMANUFACTURED ARTICLES—continued.</b>				
Wood—continued				
Arabia - - - - -	—	31	—	1,933
China, Treaty Ports - - - - -	—	—	—	4,300
Maldivo Islands - - - - -	—	—	—	91
Mekran and Somniam - - - - -	—	—	—	262
Persia - - - - -	—	—	—	645
Siam - - - - -	—	49,756	—	—
Turkey in Asia - - - - -	—	—	—	5,056
Abyssinia - - - - -	—	—	—	208
Egypt - - - - -	—	—	—	4,091
Madagascar - - - - -	—	257	—	—
Mozambique - - - - -	—	—	—	452
Zanzibar - - - - -	—	788	—	3,072
United States - - - - -	—	8,773	—	3,383
Other Countries - - - - -	—	814	—	983
	—	121,640	—	697,324
WOOL, RAW				
United Kingdom - - - - - Lbs	5,040	96	41,163,992	1,188,929
Aden - - - - - "	700	12	—	—
Mauritius - - - - - "	—	—	180	18
Straits Settlements - - - - - "	3,078	23	164	1
Australia - - - - - "	643	32	—	—
Belgium - - - - - "	—	—	97,776	2,910
France - - - - - "	—	—	58,688	583
Germany - - - - - "	—	—	3,360	20
Russia - - - - - "	11,494	422	—	—
Arabia - - - - - "	39,312	728	—	—
Japan - - - - - "	—	—	346,066	8,110
Mekran and Somniam - - - - - "	659,999	7,528	—	—
Persia - - - - - "	2,577,416	47,346	—	—
Turkey in Asia - - - - - "	67,256	782	—	—
United States - - - - - "	—	—	33,600	733
	3,364,938	56,969	41,703,826	1,201,304
OTHER SORTS - - - - -				
	—	162,080	—	203,993
TOTAL RAW MATERIALS AND UN- MANUFACTURED ARTICLES - - - - }				
	—	2,459,705	—	27,687,142
<b>VII—ARTICLES MANUFACTURED AND PARTLY MANUFACTURED</b>				
COTTON				
TWIST AND YARN				
United Kingdom - - - - - Lbs	40,799,360	1,563,579	184,250	6,183
Aden - - - - - "	22,010	550	2,637,918	58,155
Ceylon - - - - - "	244,584	5,436	172,447	7,550
China, Hong Kong - - - - - "	37,360	960	107,631,420	2,045,645
Straits Settlements - - - - - "	—	—	4,163,657	101,292
Mauritius - - - - - "	—	—	8,000	148
Australia - - - - - "	—	—	5,600	168
Austria-Hungary - - - - - "	374,599	15,920	—	—
Belgium - - - - - "	582,466	24,951	—	—
France - - - - - "	6,900	231	2,400	113
Germany - - - - - "	1,700	127	—	—
Holland - - - - - "	44,920	1,987	—	—
Italy - - - - - "	501,910	19,443	—	—
Arabia - - - - - "	970	28	506,486	14,154
China, Treaty Ports - - - - - "	630	12	123,939,337	2,347,082
Japan - - - - - "	—	—	180,000	3,833
Java - - - - - "	—	—	10,400	265
Mekran and Somniam - - - - - "	2,464	39	4,735	195
Persia - - - - - "	628	24	2,306,748	69,469
Siam - - - - - "	—	—	4,700	157
Sunatia - - - - - "	—	—	4,000	83

No. 11—*continued.*

QUANTITY and VALUE of IMPORTS and EXPORTS of PRINCIPAL ARTICLES in 1899-1900,  
distinguishing COUNTRIES—*continued.*

ARTICLES AND COUNTRIES.	IMPORTS.		EXPORTS.	
	Quantity	Value.	Quantity	Value.
<b>VII.—ARTICLES MANUFACTURED AND PARTLY MANUFACTURED—<i>continued.</i></b>				
<b>COTTON—<i>continued.</i></b>				
<b>TWIST AND YARN—<i>continued.</i></b>				
Turkey in Asia . . . . . Lbs			725,900	14,230
Abyssinia . . . . . "			22,100	806
Zanzibar . . . . . "	938	46	90,643	2,323
Other Countries . . . . . "	415	8	1,014	45
	42,621,854	1,633,341	242,601,755	4,671,896
<b>PIECE GOODS .</b>				
<b>GREY (unbleached) .</b>				
United Kingdom . . . . . Yds	1,270,469,439	9,270,293	43,334	350
Aden . . . . . "	33,001	271	11,129,660	103,634
Ceylon . . . . . "	281,455	3,198	987,552	11,610
China, Hong Kong . . . . . "			575,250	4,460
Straits Settlements . . . . . "	28,774	393	2,301,809	21,379
Mauritius . . . . . "			1,872,881	13,916
Natal . . . . . "			1,575,442	9,783
Austria-Hungary . . . . . "	4,512	67		
Belgium . . . . . "	6,325	59		
Germany . . . . . "	25,783	309		
Holland . . . . . "	2,400	19		
Italy . . . . . "	7,241	347		
Arabia . . . . . "	3,980	44	3,006,004	23,841
China, Treaty Ports . . . . . "			6,145,845	51,990
Java . . . . . "	5,024	50	30,158	172
Maldiv Islands . . . . . "			8,040	78
Mekran and Sonmiani . . . . . "			637,466	5,231
Persia . . . . . "	2,004	13	4,555,622	36,017
Siam . . . . . "			95,360	546
Turkey in Asia . . . . . "	2,736	30	2,480,307	22,311
Abyssinia . . . . . "	1,950	11	2,465,408	15,295
Egypt . . . . . "			1,004,513	8,514
Madagascar . . . . . "			1,572	41
Mozambique . . . . . "			6,491,368	42,520
Réunion . . . . . "			14,000	168
Zanzibar . . . . . "	1,500	18	11,549,992	88,767
United States . . . . . "	4,035,575	46,795		
Other Countries . . . . . "	448	5	212,068	1,756
	1,274,912,153	9,321,922	57,203,741	462,379
<b>WHITE (bleached)</b>				
United Kingdom . . . . . Yds.	438,637,684	3,467,646	15,370	185
Malta . . . . . "			16,999	1,537
Aden . . . . . "			1,873,146	15,916
Ceylon . . . . . "	69,668	1,123	783,845	9,638
China, Hong Kong . . . . . "	1,262	14	51,148	599
Straits Settlements . . . . . "	1,229,293	18,022	1,278,230	12,079
Mauritius . . . . . "			571,651	5,534
Natal . . . . . "	7,500	54	18,462	477
Austria-Hungary . . . . . "	1,230,415	22,386		
Belgium . . . . . "	549,297	6,890		
France . . . . . "	38,941	685	1,619	104
Germany . . . . . "	113,640	1,473		
Holland . . . . . "	1,383,671	15,350		
Italy . . . . . "	1,218,471	25,992		
Russia . . . . . "			54,270	261
Turkey in Europe . . . . . "			14,375	991
Arabia . . . . . "			1,720,056	16,993
China, Treaty Ports . . . . . "			15,850	142
Japan . . . . . "	4,106	56		
Maldiv Islands . . . . . "			1,080	12
Mekran and Sonmiani . . . . . "			210,134	1,736
Persia . . . . . "			2,243,143	19,151
Siam . . . . . "			1,480	17
Turkey in Asia . . . . . "			97,514	1,787
Abyssinia . . . . . "			112,115	890
Egypt . . . . . "			22,994	480
Madagascar . . . . . "			3,700	29
Mozambique . . . . . "			341,771	3,624
Tunis . . . . . "			4,116	478
Zanzibar . . . . . "	2,416	41	867,354	8,899
United States . . . . . "	58,700	835		
Other Countries . . . . . "	1,421	16	69,292	1,195
	444,546,485	3,560,583	10,389,714	102,754

## No. 11—continued.

QUANTITY and VALUE of IMPORTS and EXPORTS of PRINCIPAL ARTICLES in 1899-1900,  
distinguishing COUNTRIES—continued.

ARTICLES AND COUNTRIES.	IMPORTS.		EXPORTS.	
	Quantity	Value.	Quantity	Value.
<b>VII.—ARTICLES MANUFACTURED AND PARTLY MANUFACTURED—continued.</b>				
<b>COTTON—continued</b>				
<b>COLOURED, PRINTED, OR DYED .</b>				
United Kingdom - - - - Yds.	457,281,586	4,142,926	601,431	9,358
Aden - - - - - "	73,377	588	5,711,338	63,685
Ceylon - - - - - "	521,778	10,184	8,703,604	166,178
China, Hong Kong	42,592	414	99,721	2,297
Straits Settlements	866,367	10,331	16,260,185	320,947
Mauritius - - - - - "			672,124	8,587
Natal - - - - - "	27,470	428	472,842	9,741
Austria-Hungary - - - - "	1,847,252	42,547	6,159	310
Belgium - - - - - "	993,398	25,308		
France - - - - - "	1,464,451	20,373	2,745	156
Germany - - - - - "	1,102,760	28,603	15,158	709
Holland - - - - - "	5,314,927	50,183		
Italy - - - - - "	2,042,879	56,303	...	
Russia - - - - - "	7,829	126		
Arabia - - - - - "	3,044	28	7,041,375	86,916
China, Treaty Ports			24,368	472
Cochin-China - - - - - "			1,152	15
Japan - - - - - "	20,662	246	1,680	24
Java - - - - - "			20,983	378
Maldiv Islands - - - - - "			10,796	231
Mekran and Somiani - - - - "			1,159,986	9,660
Persia - - - - - "	6,768	53	15,977,274	228,544
Philippine Islands - - - - - "			22,162	441
Siam - - - - - "	528	14	234,342	6,852
Turkey in Asia - - - - - "	9,692	102	3,126,219	43,903
Abyssinia - - - - - "			98,610	983
Egypt - - - - - "	5,717	320	165,316	3,103
Madagascar - - - - - "			13,750	163
Mozambique - - - - - "			3,363,087	37,431
Réunion - - - - - "			50,690	486
Zanzibar - - - - - "	977	22	5,319,082	66,910
United States - - - - - "	249,293	3,543	136,799	3,204
Other Countries - - - - - "	921	8	150,851	2,065
	471,884,268	4,392,650	69,464,029	1,073,747
<b>HANDKERCHIEFS AND SHAWLS IN THE PIECE .</b>				
United Kingdom - - - - No.	17,552,424	131,030	899,237	24,753
Aden - - - - - "			55,356	502
Ceylon - - - - - "			123,050	1,901
China, Hong Kong	370	25	8,191	134
Straits Settlements			107,832	1,708
Mauritius - - - - - "			68,010	385
Natal - - - - - "			2,480	43
Austria-Hungary - - - - - "	161,702	2,258		
Belgium - - - - - "	51,872	2,641		
France - - - - - "	4,018	186	1,232	83
Germany - - - - - "	112,475	7,570		
Holland - - - - - "	2,400	85		
Italy - - - - - "	362,319	3,048		
Russia - - - - - "				
Turkey in Europe - - - - - "			3,310	399
Arabia - - - - - "			92,331	2,749
Persia - - - - - "			321,806	5,027
Turkey in Asia - - - - - "			134,750	2,052
Abyssinia - - - - - "				
Egypt - - - - - "			888	14
Mozambique - - - - - "			91,200	507
Zanzibar - - - - - "			164,473	2,300
Other Countries - - - - - "	860	24	122,773	1,905
	18,248,440	146,867	2,217,615	44,753
<b>HOSIERY, PURE AND MIXED :</b>				
United Kingdom - - - - - "	—	53,798	—	15
Malta - - - - - "	—	54	—	—
Aden - - - - - "	—	2,573	—	757
Ceylon - - - - - "	—	9,023	—	4,732
China, Hong Kong	—	78	—	417
Straits Settlements	—	3,155	—	290
Mauritius - - - - - "	—	—	—	310
Natal - - - - - "	—	—	—	163

No. 11—*continued.*QUANTITY and VALUE of IMPORTS and EXPORTS of PRINCIPAL ARTICLES in 1899-1900,  
distinguishing COUNTRIES—*continued.*

ARTICLES AND COUNTRIES.	IMPORTS.		EXPORTS.	
	Quantity.	Value.	Quantity	Value.
<b>VII.—ARTICLES MANUFACTURED AND PARTLY MANUFACTURED—<i>continued.</i></b>				
<b>COTTON—<i>continued.</i></b>				
<b>HOSIERY, PURE AND MIXED—<i>continued.</i></b>				
Austria-Hungary	—	83,558	—	—
Belgium	—	2,209	—	—
France	—	31,680	—	—
Germany	—	45,943	—	—
Holland	—	642	—	—
Italy	—	64,925	—	—
Spain	—	1,668	—	—
Arabia	—	24	—	132
Japan	—	1,655	—	—
Persia	—	—	—	531
Philippine Islands	—	—	—	13
Siam	—	65	—	64
Turkey in Asia	—	18	—	405
Egypt	—	—	—	—
Mozambique	—	—	—	2,726
Zanzibar	—	—	—	1,774
Other Countries	—	6	—	843
	—	301,074	—	13,162
<b>THREAD, SEWING :</b>				
United Kingdom	Lbs. 744,048	104,327	827	448
Aden	—	—	15,986	869
Ceylon	1,554	39	9,509	389
Straits Settlements	3,059	384	2,576	155
Mauritius	—	—	222	29
Natal	—	—	1,850	98
Austria-Hungary	93,721	9,685	—	—
Belgium	8,841	806	—	—
Germany	17,724	1,825	—	—
Arabia	—	—	4,819	265
China, Treaty Ports	—	—	163	14
Persia	—	—	46,096	3,155
Turkey in Asia	—	—	55,959	3,703
Abyssinia	—	—	250	17
Madagascar	—	—	790	38
Mozambique	—	—	25,065	1,147
Zanzibar	140	18	11,662	626
Other Countries	44	2	3,672	158
	869,131	117,086	179,446	11,111
<b>OTHER COTTON MANUFACTURES</b>	—	161,227	—	32,627
<b>TOTAL COTTON MANUFACTURES (excluding twist and yarn) :</b>				
United Kingdom	—	17,275,948	—	40,553
Malta	—	54	—	1,537
Aden	—	3,434	—	186,663
Ceylon	—	23,759	—	197,835
China, Hong Kong	—	534	—	8,081
Straits Settlements	—	32,472	—	359,186
Mauritius	—	—	—	29,142
Natal	—	482	—	20,367
Australia	—	—	—	1,886
Austria-Hungary	—	163,643	—	342
Belgium	—	57,873	—	5,359
France	—	54,645	—	346
Germany	—	96,511	—	8,208
Holland	—	83,982	—	—
Italy	—	152,019	—	—
Russia	—	139	—	264
Spain	—	1,835	—	—
Turkey in Europe	—	—	—	1,392
Arabia	—	100	—	132,148
China, Treaty Ports	—	—	—	53,172
Cochin China	—	—	—	17
Japan	—	1,904	—	26
Java	—	107	—	550
Maldivo Islands	—	—	—	320
Mekraz and Somiani	—	—	—	16,671

No. 11—*continued.*QUANTITY and VALUE of IMPORTS and EXPORTS of PRINCIPAL ARTICLES in 1899-1900,  
distinguishing COUNTRIES—*continued.*

ARTICLES AND COUNTRIES.	IMPORTS.		EXPORTS.	
	Quantity.	Value	Quantity	Value.
<b>VII.—ARTICLES MANUFACTURED AND PARTLY MANUFACTURED—<i>continued.</i></b>				
<b>TOTAL COTTON MANUFACTURES (excluding twist and yarn)—<i>continued.</i></b>				
Persia - - - - -	—	69	—	292,831
Philippine Islands - - - - -	—	—	—	474
Siam - - - - -	—	81	—	7,479
Turkey in Asia - - - - -	—	140	—	74,174
Abyssinia - - - - -	—	11	—	17,204
Egypt - - - - -	—	338	—	12,698
Madagascar - - - - -	—	—	—	278
Mozambique - - - - -	—	—	—	90,051
Réunion - - - - -	—	—	—	654
Tunis - - - - -	—	—	—	478
Zanzibar - - - - -	—	109	—	170,174
United States - - - - -	—	51,212	—	3,631
Other Countries - - - - -	—	8	—	6,341
	—	18,001,409	—	1,740,532
<b>FLAX, MANUFACTURES OF (including twist and yarn)</b>				
United Kingdom - - - - -	—	92,222	—	1,299
Aden - - - - -	—	—	—	59
Ceylon - - - - -	—	20	—	104
China, Hong Kong - - - - -	—	24	—	—
Straits Settlements - - - - -	—	153	—	332
Natal - - - - -	—	—	—	378
Australia - - - - -	—	156	—	1,004
Austria-Hungary - - - - -	—	406	—	—
Belgium - - - - -	—	4,982	—	—
France - - - - -	—	34	—	—
Germany - - - - -	—	548	—	—
Italy - - - - -	—	49	—	—
Persia - - - - -	—	—	—	43
Siam - - - - -	—	—	—	37
Mozambique - - - - -	—	—	—	20
United States - - - - -	—	43	—	—
Zanzibar - - - - -	—	—	—	42
Other Countries - - - - -	—	8	—	10
	—	98,645	—	3,328
<b>HEMP, MANUFACTURES OF (excluding cordage)</b>				
United Kingdom - - - - -	—	5,927	—	—
Aden - - - - -	—	—	—	61
China, Hong Kong - - - - -	—	22	—	—
Straits Settlements - - - - -	—	124	—	—
Austria-Hungary - - - - -	—	792	—	—
Italy - - - - -	—	62	—	—
Other Countries - - - - -	—	—	—	7
	—	6,927	—	68
<b>JUTE MANUFACTURES (including Twist and Yarn)</b>				
<b>GUNNY BAGS:</b>				
United Kingdom - - - - - No.	8,400	244	32,101,430	452,427
Aden - - - - -	—	—	104,600	1,671
Ceylon - - - - -	3,520,751	29,388	340,425	4,528
China, Hong Kong - - - - -	19,000	154	9,280,500	79,512
Straits Settlements - - - - -	45,936	543	21,346,586	274,113
Cape Colony - - - - -	—	—	5,074,450	89,902
Mauritius - - - - -	136,345	720	2,585,625	30,114
Natal - - - - -	—	—	3,344,350	48,263
British Guiana - - - - -	—	—	180,900	2,890
Canada - - - - -	—	—	35,200	274
Australia - - - - -	1,498	17	35,795,315	652,230
Austria-Hungary - - - - -	500	12	105,000	1,332
Belgium - - - - -	1,500	25	3,707,800	44,928
France - - - - -	—	—	526,700	7,919
Germany - - - - -	—	—	2,786,538	36,517
Greece - - - - -	—	—	214,200	1,913
Holland - - - - -	—	—	30,200	483
Turkey in Europe - - - - -	—	—	773,700	12,015
Arabia - - - - -	55,375	337	92,500	1,091

## No. 11—continued.

QUANTITY and VALUE of IMPORTS and EXPORTS of PRINCIPAL ARTICLES in 1899-1900;  
distinguishing COUNTRIES—continued.

ARTICLES AND COUNTRIES	IMPORTS.		EXPORTS.	
	Quantitv.	Value.	Quantity	Value
<b>VII.—ARTICLES MANUFACTURED AND PARTLY MANUFACTURED—continued</b>				
<b>JUTE MANUFACTURES (including Twist and Yarn)—continued.</b>				
<b>GUNNY BAGS—continued.</b>				
Borneo - - - - - No.	..	...	23,000	328
China, Treaty Ports - - - - -	..	...	993,200	12,613
Cochin China - - - - -	..	...	70,000	993
Japan - - - - -	..	...	355,500	4,362
Java - - - - -	..	...	231,900	4,279
Macassar - - - - -	..	...	12,500	200
Mekran and Sommani - - - - -	4,312	41	11,099	134
Persia - - - - -	..	...	224,969	3,591
Philippine Islands - - - - -	..	...	92,500	923
Siam - - - - -	..	...	476,500	6,962
Turkey in Asia - - - - -	..	...	3,057,050	50,214
Egypt - - - - -	..	...	5,697,850	127,250
Madagascar - - - - -	..	...	18,000	283
Mozambique - - - - -	..	...	381,230	5,673
Zanzibar - - - - -	6,615	48	208,020	3,301
United States - - - - -	..	...	15,075,400	126,964
West Indies - - - - -	..	...	547,962	8,539
Central America - - - - -	..	...	443,950	4,575
Argentine Republic - - - - -	..	...	650,000	6,250
Chile - - - - -	..	...	16,353,900	176,098
Ecuador - - - - -	..	...	73,500	1,159
Dutch Guiana - - - - -	..	...	1,250	29
Peru - - - - -	..	...	1,415,700	21,141
Sandwich Islands - - - - -	..	...	2,329,600	21,386
Other Countries - - - - -	4,773	46	1,153,250	16,650
	3,805,005	31,575	168,323,849	2,345,919
<b>GUNNY CLOTH:</b>				
United Kingdom - - - - - Yds.	44,031	474	29,242,100	189,808
Ceylon - - - - -	7,410	65	1,328,300	9,742
China, Hong Kong - - - - -	..	..	12,954,486	86,537
Straits Settlements - - - - -	..	..	125,000	991
Cape Colony - - - - -	..	..	22,900	175
Natal - - - - -	..	..	10,000	72
Canada - - - - -	..	..	250,000	1,421
Australia - - - - -	..	..	5,535,350	40,128
Austria-Hungary - - - - -	..	..	70,400	716
Belgium - - - - -	..	..	165,000	1,760
Germany - - - - -	1,000	15	2,111,779	14,028
Sweden - - - - -	..	..	300,000	1,600
Borneo - - - - -	..	...	8,000	43
China, Treaty Ports - - - - -	..	...	1,168,400	8,310
Japan - - - - -	..	...	1,138,600	7,913
Java - - - - -	..	...	15,000	90
Persia - - - - -	..	...	291,200	2,518
Turkey in Asia - - - - -	..	...	394,960	2,517
Egypt - - - - -	..	...	93,000	854
Zanzibar - - - - -	2,329	8	2,000	25
United States - - - - -	8,000	43	194,992,909	1,098,852
Argentine Republic - - - - -	..	...	53,939,300	320,581
Chile - - - - -	..	...	299,000	1,595
Peru - - - - -	..	...	28,000	215
Uruguay - - - - -	..	...	2,535,000	16,471
Other Countries - - - - -	..	..	575	6
	62,770	605	307,021,259	1,806,968
<b>OTHER JUTE MANUFACTURES - - - - -</b>	—	22,534	—	23,644
<b>TOTAL JUTE MANUFACTURES (including Twist and Yarn):</b>				
United Kingdom - - - - -	—	22,545	—	648,265
Aden - - - - -	—	18	—	1,755
Ceylon - - - - -	—	29,512	—	14,979
China, Hong Kong - - - - -	—	157	—	166,064
Straits Settlements - - - - -	—	811	—	288,729
Cape Colony - - - - -	—	..	—	89,977
Mauritius - - - - -	—	725	—	30,492
Natal - - - - -	—	..	—	48,334
British Guiana - - - - -	—	..	—	2,890
Canada - - - - -	—	..	—	1,695
Australia - - - - -	—	17	—	692,521



No. 11—*continued.*

QUANTITY and VALUE of IMPORTS and EXPORTS of PRINCIPAL ARTICLES in 1899-1900,  
distinguishing COUNTRIES—*continued.*

ARTICLES AND COUNTRIES.	IMPORTS.		EXPORTS.		
	Quantity	Value	Quantity	Value	
<b>VII.—ARTICLES MANUFACTURED AND PARTLY MANUFACTURED—<i>continued</i></b>					
<b>TOTAL JUTE MANUFACTURES (including Twist and Yarn)—<i>continued</i></b>					
Austria-Hungary	—	67	—	2,048	
Belgium	—	118	—	46,688	
France	—	—	—	7,919	
Germany	—	28	—	51,167	
Greece	—	—	—	1,913	
Holland	—	—	—	483	
Italy	—	84	—	—	
Sweden	—	—	—	1,600	
Turkey in Europe	—	—	—	12,028	
Arabia	—	330	—	1,190	
Borneo	—	—	—	380	
China, Treaty Ports	—	—	—	20,951	
Cochin China	—	—	—	993	
Japan	—	105	—	12,285	
Java	—	—	—	4,376	
Macassar	—	—	—	200	
Mekran and Sommani	—	41	—	265	
Persia	—	—	—	6,376	
Philippine Islands	—	—	—	923	
Siam	—	—	—	6,969	
Turkey in Asia	—	—	—	52,997	
Egypt	—	—	—	128,104	
Madagascar	—	—	—	299	
Mozambique	—	—	—	5,798	
Zanzibar	—	72	—	3,713	
Central America	—	—	—	4,575	
Argentine Republic	—	—	—	327,450	
Chile	—	—	—	177,693	
Ecuador	—	—	—	1,159	
Peru	—	—	—	21,556	
Uruguay	—	—	—	16,471	
United States	—	43	—	1,225,816	
West Indies	—	—	—	8,539	
Dutch Guiana	—	—	—	29	
Sandwich Islands	—	—	—	21,386	
Other Countries	—	41	—	16,690	
	—	54,714	—	4,176,530	
<b>SILK :</b>					
<b>PIECE GOODS</b>					
United Kingdom	Yds.	1,069,360	64,653	855,965	46,642
Gibraltar	—	558	19	—	1,211
Aden	—	1,240	106	18,111	4,569
Ceylon	—	19,488	1,646	72,703	876
China, Hong Kong	—	1,794,797	102,805	21,885	4,890
Straits Settlements	—	47,415	3,454	57,935	310
Cape Colony	—	—	—	4,270	1,487
Mauritius	—	—	—	17,740	1,044
Natal	—	1,681	135	16,046	5,898
Australia	—	—	—	36,464	162
Austria-Hungary	—	31,770	1,931	—	—
Belgium	—	17,562	1,554	—	—
France	—	706,452	48,735	176,524	10,967
Germany	—	10,304	741	1,277	70
Holland	—	1,262	104	—	—
Italy	—	310,049	18,527	—	—
Russia	—	98,506	5,363	—	—
Turkey in Europe	—	—	—	1,115	69
Arabia	—	2,010	128	47,755	3,287
China, Treaty Ports	—	1,240,815	81,072	—	—
Japan	—	2,841,665	106,970	500	27
Java	—	—	—	1,049	34
Mekran and Sommani	—	—	—	2,586	118
Persia	—	12,620	1,441	94,646	6,285
Siam	—	—	—	304	34
Turkey in Asia	—	—	—	78,784	4,355
Abyssinia	—	—	—	2,120	97
Egypt	—	4,089	163	38,774	1,846
Madagascar	—	—	—	4,860	337
Mozambique	—	—	—	51,244	2,150
Tunis	—	—	—	132	14
Zanzibar	—	365	30	78,324	5,496
United States	—	—	—	2,681	224
West Indies	—	—	—	—	—
Other Countries	—	24	7	10,612	544
	—	8,212,032	439,584	1,698,022	103,043

## No. 11—continued.

QUANTITY and VALUE of IMPORTS and EXPORTS of PRINCIPAL ARTICLES in 1899-1900,  
distinguishing COUNTRIES—continued.

ARTICLES AND COUNTRIES.	IMPORTS.		EXPORTS.	
	Quantity.	Value.	Quantity.	Value.
<b>VII.—ARTICLES MANUFACTURED AND PARTLY MANUFACTURED—continued.</b>				
<b>SILK—continued.</b>				
<b>GOODS OF SILK MIXED WITH OTHER MATERIALS :</b>				
United Kingdom - - - - - Yds.	622,831	30,030	21,897	874
Malta - - - - - "	...	...	1,446	160
Aden - - - - - "	...	...	15,532	1,020
Ceylon - - - - - "	3,439	242	14,175	928
China, Hong Kong - - - - - "	58,440	3,474	450	33
Straits Settlements - - - - - "	43,158	2,469	41,012	1,794
Natal - - - - - "	...	...	12,320	513
Australia - - - - - "	...	...	432	86
Austria-Hungary - - - - - "	126,245	6,446	5,580	305
Belgium - - - - - "	711,947	42,543	...	...
France - - - - - "	1,165,890	50,679	26,142	444
Germany - - - - - "	335,416	23,143	...	...
Holland - - - - - "	32,755	1,399	...	...
Italy - - - - - "	288,295	12,339	5,688	456
Russia - - - - - "	1,418	52	650	143
Turkey in Europe - - - - - "	...	...	4,186	287
Arabia - - - - - "	...	...	116,198	3,682
China, Treaty Ports - - - - - "	480	64	...	...
Japan - - - - - "	236,842	9,837	...	...
Java - - - - - "	...	...	1,170	63
Persia - - - - - "	287	20	13,376	1,654
Turkey in Asia - - - - - "	257	17	5,587	543
Abyssinia - - - - - "	...	...	800	133
Egypt - - - - - "	5,667	143	3,900	353
Zanzibar - - - - - "	...	...	504	74
Other Countries - - - - - "	169	12	402	13
..	3,633,536	182,909	291,447	13,558
<b>OTHER SILK MANUFACTURES - Lbs.</b>	<b>478,970</b>	<b>130,728</b>	<b>3,075</b>	<b>320</b>
<b>TOTAL SILK MANUFACTURES -</b>	<b>—</b>	<b>753,221</b>	<b>—</b>	<b>116,921</b>
<b>WOOL :</b>				
<b>CARPETS AND RUGS :</b>				
United Kingdom - - - - - Lbs.	714,652	49,103	1,180,779	114,799
Aden - - - - - "	207	16	580	70
Ceylon - - - - - "	...	...	235,070	5,590
China, Hong Kong - - - - - "	...	...	1,552	115
Straits Settlements - - - - - "	377	31	1,512	65
Natal - - - - - "	1,078	52	480	27
Canada - - - - - "	...	...	1,097	53
Australia - - - - - "	...	...	7,207	556
Austria-Hungary - - - - - "	1,136	71	8,366	1,254
Belgium - - - - - "	1,827	90	565	83
Denmark - - - - - "	...	...	451	31
France - - - - - "	1,832	56	6,275	727
Germany - - - - - "	105,920	5,333	7,820	1,304
Italy - - - - - "	...	...	825	105
Russia - - - - - "	2,917	352	...	...
Arabia - - - - - "	111	13	...	...
Persia - - - - - "	10,756	1,040	...	...
Turkey in Asia - - - - - "	1,223	164	...	...
Abyssinia - - - - - "	...	...	200	13
Egypt - - - - - "	249	33	1,024	97
Mozambique - - - - - "	...	...	440	33
Zanzibar - - - - - "	...	...	1,463	131
Argentine Republic - - - - - "	...	...	11,256	1,068
United States - - - - - "	276	41	223,551	32,087
Other Countries - - - - - "	153	8	1,064	19
..	842,716	56,403	1,691,577	159,219
<b>PIECE GOODS :</b>				
United Kingdom - - - - - Yds.	9,415,730	536,045	9,070	1,143
Aden - - - - - "	154	19	8,416	675
Ceylon - - - - - "	3,717	244	122,290	6,375
China, Hong Kong - - - - - "	1,253	50	28,345	2,402
Straits Settlements - - - - - "	8,869	410	16,240	1,097
Mauritius - - - - - "	997	77	8,497	832
Natal - - - - - "	466	59	...	...
Australia - - - - - "	...	...	655	57
Austria-Hungary - - - - - "	2,114,853	75,515	37,099	1,910
Belgium - - - - - "	219,564	12,143	...	...
France - - - - - "	203,412	8,839	...	...
Germany - - - - - "	2,182,423	110,496	...	...

## No. 11, -continued.

QUANTITY and VALUE of IMPORTS and EXPORTS of PRINCIPAL ARTICLES in 1899-1900  
distinguishing COUNTRIES—continued

ARTICLES AND COUNTRIES	IMPORTS		EXPORTS	
	Quantity	Value	Quantity	Value
<b>VII—ARTICLES MANUFACTURED AND PARTLY MANUFACTURED—continued</b>				
WOOD—continued				
PIECE GOODS—continued.				
Holland - - - - - Yds.	78,557	6,220		
Italy - - - - - "	166,867	6,001		
Russia - - - - - "	190	11		
Arabia - - - - - "	1,538	115	13,996	1,105
China, Treaty Ports - - - - - "			20	20
Japan - - - - - "			1,868	116
Java - - - - - "			831	36
Persia - - - - - "	2,304	73	67,674	5,138
Siam - - - - - "			132	29
Turkey in Asia - - - - - "	690	21	5,321	451
Abyssinia - - - - - "			148	34
Egypt - - - - - "			551	78
Mozambique - - - - - "			5,137	458
Zanzibar - - - - - "			17,030	1,393
Other Countries - - - - - "	293	9	1,768	258
	14,401,877	756,347	345,048	23,607
SHAWLS				
United Kingdom - - - - - No	730,901	108,975	759	1,173
Aden - - - - - "			448	177
Ceylon - - - - - "	410	80	240	27
China, Hong Kong - - - - - "			247	70
Straits Settlements - - - - - "	1,304	109	6,177	1,780
Natal - - - - - "			168	27
Austria-Hungary - - - - - "	82,042	12,959		
Belgium - - - - - "	11,250	1,551		
France - - - - - "	2,081	154		
Germany - - - - - "	660,980	97,205	96	240
Italy - - - - - "	16,224	1,816		
Russia - - - - - "			4	27
Turkey in Europe - - - - - "			33	128
Arabia - - - - - "			1,047	351
Java - - - - - "			56	12
Persia - - - - - "			943	3,400
Turkey in Asia - - - - - "			19	92
Egypt - - - - - "			1,252	537
Zanzibar - - - - - "			719	303
Argentine Republic - - - - - "			6	12
Other Countries - - - - - "	22	17	111	26
	1,505,214	222,866	12,321	8,382
OTHER WOOLLEN MANUFACTURES - Lbs.				
	1,518,725	136,385	100,093	5,631
TOTAL, WOOLLEN MANUFACTURES - - -				
		1,172,001		195,839
TOTAL, YARNS AND TEXTILE FABRICS - - -				
		21,720,258		10,905,113
APPAREL -				
APPAREL (including diaphery, haberdashery, millinery, &c, but excluding hosiery)				
United Kingdom - - - - -		437,464		70,701
Gibraltar - - - - -		60		324
Malta - - - - -		33		70
Aden - - - - -		297		4,633
Ceylon - - - - -		5,373		10,284
China, Hong Kong - - - - -		7,510		3,652
Straits Settlements - - - - -		20,185		14,878
Cape Colony - - - - -				2,178
Mauritius - - - - -				4,145
Natal - - - - -		189		5,989
Canada - - - - -		19		
British Guiana - - - - -				203
Australia - - - - -		338		3,312
Austria-Hungary - - - - -		147,113		393
Belgium - - - - -		6,751		18
France - - - - -		126,593		1,764
Germany - - - - -		39,171		996
Holland - - - - -		1,818		
Italy - - - - -		26,212		86
Russia - - - - -		6,722		
Sweden - - - - -		43		
Turkey in Europe - - - - -		10		196
Arabia - - - - -		80		2,983
China, Treaty Ports - - - - -		4,304		1,209
Cochin-China - - - - -				86
Japan - - - - -		10,749		200

## No. 11—continued.

QUANTITY and VALUE of IMPORTS and EXPORTS of PRINCIPAL ARTICLES in 1899-1900,  
distinguishing COUNTRIES—continued

ARTICLES AND COUNTRIES	IMPORTS		EXPORTS		
	Quantity	Value	Quantity	Value	
<b>VII.—ARTICLES MANUFACTURED AND PARTLY MANUFACTURED—continued.</b>					
<b>APPAREL—continued.</b>					
APPAREL (including drapery, haberdashery, millinery, &c, but excluding hosiery)—cont					
Java	—	—	—	980	
Mekran and Sonman	—	—	—	188	
Persia	—	123	—	4,877	
Philippine Islands	—	—	—	220	
Siam	—	56	—	1,001	
Turkey in Asia	—	136	—	1,720	
Abyssinia	—	—	—	108	
Egypt	—	312	—	1,202	
Madagascar	—	23	—	85	
Mozambique	—	35	—	9,359	
Zanzibar	—	65	—	11,147	
West Indies	—	—	—	175	
United States	—	1,666	—	6,539	
Dutch Guiana	—	—	—	40	
Other Countries	—	69	—	2,055	
	—	843,519	—	167,886	
<b>BOOTS AND SHOES :</b>					
United Kingdom	Pairs	672,102	124,386	6,476	785
Aden	"	—	—	38,105	8,372
Ceylon	"	1,179	172	1,649	139
China, Hong Kong	"	5,799	242	719	222
Straits Settlements	"	21,073	1,406	5,430	1,165
Cape Colony	"	—	—	304	25
Mauritius	"	—	—	39,926	3,807
Natal	"	522	58	3,542	391
Australia	"	127	20	—	—
Austria-Hungary	"	18,933	2,932	124	18
France	"	150	17	4	12
Germany	"	27,485	2,099	—	—
Italy	"	2,094	454	—	—
Arabia	"	—	—	4,221	270
China, Treaty Ports	"	473	29	462	180
Japan	"	783	20	—	—
Java	"	—	—	234	24
Persia	"	—	—	2,009	366
Siam	"	—	—	929	152
Turkey in Asia	"	—	—	1,252	218
Abyssinia	"	—	—	3,420	187
Egypt	"	—	—	27,368	7,227
Madagascar	"	—	—	3,630	427
Zanzibar	"	—	—	32,205	3,882
United States	"	2,474	823	—	—
Other Countries	"	268	27	2,676	268
		753,462	132,685	174,685	28,137
<b>TOTAL, APPAREL</b>					
		—	976,204	—	196,023
<b>ARMS, AMMUNITION, &amp;c (excluding military accoutrements)</b>					
United Kingdom	—	158,667	—	—	7,265
Gibraltar	—	11	—	—	10
Malta	—	—	—	—	53
Aden	—	52	—	—	291
Ceylon	—	607	—	—	139
China, Hong Kong	—	17	—	—	177
Straits Settlements	—	143	—	—	13
Cape Colony	—	—	—	—	17
Mauritius	—	—	—	—	50
Australia	—	11	—	—	—
Belgium	—	6,704	—	—	—
France	—	85	—	—	151
Germany	—	1,798	—	—	100
Italy	—	29	—	—	285
Arabia	—	—	—	—	37
China, Treaty Ports	—	—	—	—	51
Japan	—	—	—	—	20
Persia	—	—	—	—	131
Siam	—	17	—	—	18
Egypt	—	51	—	—	—
Mozambique	—	48	—	—	—
Zanzibar	—	—	—	—	73
United States	—	501	—	—	12
Other Countries	—	23	—	—	25
		168,764	—	—	8,918

## No. 11—continued.

QUANTITY and VALUE of IMPORTS and EXPORTS of PRINCIPAL ARTICLES in 1899-1900  
distinguishing COUNTRIES—continued

ARTICLES AND COUNTRIES	IMPORTS		EXPORTS	
	Quantity	Value	Quantity	Value
VII--ARTICLES MANUFACTURED AND PARTLY MANUFACTURED—continued				
BOOKS AND PRINTED MATTER (including maps and charts)				
United Kingdom - - - - Cwt	18,478	144,656	1,593	16,041
Aden - - - - - "	10	50	174	746
Ceylon - - - - - "	50	328	266	2,263
China, Hong Kong - - - - "	65	136	50	307
Straits Settlements - - - - "	82	440	4,239	16,480
Cape Colony - - - - - "			30	221
Mauritius - - - - - "			57	308
Natal - - - - - "			21	147
Canada - - - - - "	26	139		
Australia - - - - - "	6	28	22	157
Austria-Hungary - - - - - "	26	285	10	113
Belgium - - - - - "	24	118	2	14
France - - - - - "	39	271	3	33
Germany - - - - - "	178	822	29	297
Holland - - - - - "	2	11		
Italy - - - - - "	14	117	17	352
Portugal - - - - - "	8	124		
Russia - - - - - "	1	31	44	533
Sweden - - - - - "	2	16		
Turkey in Europe - - - - - "	5	48		
Arabia - - - - - "			123	787
China, Treaty Ports - - - - - "	4	36	43	336
Japan - - - - - "	2	20	5	90
Java - - - - - "			1	15
Persia - - - - - "	14	97	417	3,009
Philippine Islands - - - - - "			3	25
Siam - - - - - "			4	51
Turkey in Asia - - - - - "	8	38	17	183
Egypt - - - - - "	189	1,043	28	86
Mozambique - - - - - "	2	21	4	15
Zanzibar - - - - - "			173	976
United States - - - - - "	404	3,175	289	1,769
Other Countries - - - - - "	2	14	13	86
	19,641	152,064	7,637	45,350
CABINET WARE AND FURNITURE				
United Kingdom - - - - - "	--	28,269	--	17,491
Aden - - - - - "	--	95	--	857
Ceylon - - - - - "	--	1,597	--	1,466
China, Hong Kong - - - - - "	--	608	--	539
Straits Settlements - - - - - "	--	1,928	--	987
Cape Colony - - - - - "	--		--	32
Mauritius - - - - - "	--		--	155
Natal - - - - - "	--		--	126
Australia - - - - - "	--		--	340
Austria-Hungary - - - - - "	--	5,460	--	177
Belgium - - - - - "	--	756	--	12
France - - - - - "	--	459	--	429
Germany - - - - - "	--	12,046	--	516
Italy - - - - - "	--	126	--	23
Russia - - - - - "	--	394	--	
Sweden - - - - - "	--	12	--	
Turkey in Europe - - - - - "	--		--	15
Arabia - - - - - "	--		--	363
China, Treaty Ports - - - - - "	--	62	--	87
Japan - - - - - "	--	512	--	13
Java - - - - - "	--		--	20
Maldiv Islands - - - - - "	--		--	22
Mekran and Somman - - - - - "	--		--	32
Persia - - - - - "	--		--	729
Philippine Islands - - - - - "	--		--	284
Siam - - - - - "	--		--	28
Turkey in Asia - - - - - "	--		--	858
Abyssinia - - - - - "	--		--	28
Egypt - - - - - "	--	21	--	406
Madagascar - - - - - "	--		--	43
Mozambique - - - - - "	--		--	1,078
Zanzibar - - - - - "	--	37	--	3,394
United States - - - - - "	--	961	--	1,648
West Indies - - - - - "	--		--	32
Other Countries - - - - - "	--	38	--	745
	--	53,381	--	32,975

## No. 11—continued.

QUANTITY and VALUE of IMPORTS and EXPORTS of PRINCIPAL ARTICLES in 1899-1900,  
distinguishing COUNTRIES—continued

ARTICLES AND COUNTRIES	IMPORTS.		EXPORTS		
	Quantity	Value	Quantity	Value	
<b>VII.—ARTICLES MANUFACTURED AND PARTLY MANUFACTURED—continued</b>					
<b>CARRIAGES AND CARTS (excluding Railway Carriages) AND PARTS THEREOF</b>					
United Kingdom	—	145,869	—	4,626	
Aden	—	95	—	390	
Ceylon	—	1,140	—	647	
China, Hong Kong	—	62	—	21	
Straits Settlements	—	1,055	—	2,540	
Mauritius	—	—	—	62	
Natal	—	35	—	—	
Australia	—	243	—	162	
Austria-Hungary	—	773	—	—	
Belgium	—	6,064	—	—	
Denmark	—	20	—	20	
France	—	690	—	148	
Germany	—	4,402	—	93	
Holland	—	34	—	—	
Italy	—	11	—	10	
Arabia	—	—	—	56	
China, Treaty Ports	—	142	—	—	
Japan	—	248	—	15	
Persia	—	30	—	579	
Siam	—	—	—	67	
Turkey in Asia	—	10	—	190	
Egypt	—	—	—	49	
Mozambique	—	—	—	57	
Zanzibar	—	—	—	954	
United States	—	15,590	—	16	
Other Countries	—	26	—	202	
	—	176,540	—	10,904	
<b>COIR, MANUFACTURES OF (excluding rope)</b>					
United Kingdom	Cwt.	25	55	156,873	93,500
Aden	—	—	—	341	207
Ceylon	—	4,960	2,617	1,256	1,398
China, Hong Kong	—	—	—	21	41
Straits Settlements	—	6	10	403	305
Cape Colony	—	—	—	260	267
Mauritius	—	—	—	845	464
Natal	—	—	—	110	103
Australia	—	—	—	1,870	2,487
Austria-Hungary	—	—	—	1,055	423
Belgium	—	—	—	29,024	18,160
France	—	—	—	29,078	15,855
Germany	—	—	—	106,766	70,137
Holland	—	—	—	7,313	4,553
Italy	—	—	—	7,849	4,639
Arabia	—	—	—	1,277	612
China, Treaty Ports	—	—	—	12	24
Japan	—	—	—	186	197
Maldivo Islands	—	223	100	—	—
Mekran and Sonmiani	—	—	—	72	42
Persia	—	—	—	390	210
Turkey in Asia	—	—	—	683	355
Egypt	—	—	—	30	14
Mozambique	—	—	—	31	28
Zanzibar	—	—	—	269	202
United States	—	—	—	12,030	7,322
Other Countries	—	10	4	8	6
	—	5,224	2,786	358,052	221,551
<b>EARTHENWARE AND PORCELAIN (excluding Earthenware Piping)</b>					
United Kingdom	—	75,617	—	3,838	
Gibraltar	—	10	—	—	
Malta	—	16	—	—	
Aden	—	29	—	419	
Ceylon	—	310	—	1,038	
China, Hong Kong	—	1,328	—	—	
Straits Settlements	—	6,979	—	283	
Mauritius	—	—	—	549	
Natal	—	—	—	70	
Australia	—	45	—	72	
Austria-Hungary	—	559	—	39	
Belgium	—	31,975	—	—	
France	—	3,726	—	—	

## No. 11—continued.

QUANTITY and VALUE of IMPORTS and EXPORTS of PRINCIPAL ARTICLES in 1899-1900,  
distinguishing COUNTRIES—continued.

ARTICLES AND COUNTRIES.	IMPORTS		EXPORTS	
	Quantity	Value	Quantity	Value
VII—ARTICLES MANUFACTURED AND PARTLY MANUFACTURED—continued				
EARTHENWARE, AND PORCELAIN (excluding Earthenware Piping)—continued				
Germany	—	6,829	—	48
Holland	—	1,265	—	—
Italy	—	803	—	—
Russia	—	56	—	—
Arabia	—	—	—	1,196
China, Treaty Ports	—	150	—	105
Japan	—	2,763	—	—
Persia	—	21	—	5,569
Siam	—	—	—	14
Turkey in Asia	—	—	—	1,202
Madagascar	—	—	—	47
Mozambique	—	—	—	769
Zanzibar	—	—	—	509
United States	—	184	—	266
Other Countries	—	26	—	108
	—	132,691	—	16,141
GLASS AND GLASSWARE				
United Kingdom	—	112,587	—	1,967
Aden	—	110	—	1,492
Ceylon	—	694	—	2,957
China, Hong Kong	—	10,005	—	720
Straits Settlements	—	11,833	—	1,177
Cape Colony	—	—	—	28
Mauritius	—	—	—	1,048
Natal	—	38	—	110
Australia	—	13	—	19
Austria-Hungary	—	150,320	—	79
Belgium	—	86,574	—	—
France	—	21,631	—	11
Germany	—	55,150	—	84
Holland	—	672	—	17
Italy	—	29,942	—	—
Arabia	—	25	—	1,132
China, Treaty Ports	—	20,734	—	—
Japan	—	9,289	—	19
Mekran and Sonmani	—	14	—	12
Persia	—	—	—	9,759
Siam	—	—	—	25
Turkey in Asia	—	—	—	4,012
Abyssinia	—	—	—	32
Egypt	—	—	—	108
Madagascar	—	—	—	130
Mozambique	—	—	—	1,294
Zanzibar	—	137	—	2,104
United States	—	1,322	—	24
Other Countries	—	11	—	990
	—	511,101	—	29,350
HIDES AND SKINS:				
United Kingdom	1,377	34,726	271,952	1,920,512
Aden	—	—	93	342
Ceylon	712	2,718	236	1,672
China, Hong Kong	20	70	51	349
Straits Settlements	115	340	2,802	21,069
Mauritius	—	—	33	167
Natal	—	—	8	60
Australia	1	20	3	81
Austria-Hungary	5	84	1,930	19,790
Belgium	31	707	18	131
France	6	85	1,425	10,806
Germany	23	610	974	10,900
Italy	7	158	—	—
Arabia	—	—	9	40
Japan	—	—	2,328	17,557
Persia	—	—	49	281
Turkey in Asia	—	84	77	292
Egypt	—	—	358	1,432
Zanzibar	3	12	85	360
United States	12	119	40,868	377,197
Other Countries	1	9	—	—
	2,335	39,742	323,299	2,383,038

## No. 11—continued.

QUANTITY and VALUE of IMPORTS and EXPORTS of PRINCIPAL ARTICLES in 1899-1900,  
distinguishing COUNTRIES—continued.

ARTICLES AND COUNTRIES.	IMPORTS.		EXPORTS	
	Quantity.	Value	Quantity	Value
<b>VII.—ARTICLES MANUFACTURED AND PARTLY MANUFACTURED—continued</b>				
<b>INSTRUMENTS, APPARATUS, AND APPLIANCES, AND PARTS THEREOF:</b>				
United Kingdom . . . . .	—	208,527	—	7,635
Gibraltar . . . . .	—	30	—	—
Malta . . . . .	—	31	—	—
Aden . . . . .	—	86	—	196
Ceylon . . . . .	—	929	—	673
China, Hong Kong . . . . .	—	62	—	64
Straits Settlements . . . . .	—	573	—	3,156
Mauritius . . . . .	—	—	—	149
Natal . . . . .	—	—	—	63
Canada . . . . .	—	93	—	—
Australia . . . . .	—	—	—	85
Austria-Hungary . . . . .	—	7,598	—	67
Belgium . . . . .	—	2,612	—	53
France . . . . .	—	7,151	—	28
Germany . . . . .	—	16,938	—	171
Italy . . . . .	—	629	—	13
Arabia . . . . .	—	33	—	90
China, Treaty Ports . . . . .	—	40	—	265
Japan . . . . .	—	170	—	—
Java . . . . .	—	11	—	—
Persia . . . . .	—	—	—	483
Siam . . . . .	—	—	—	458
Turkey in Asia . . . . .	—	—	—	100
Egypt . . . . .	—	—	—	32
Mozambique . . . . .	—	—	—	30
Philippine Islands . . . . .	—	—	—	10
Zanzibar . . . . .	—	128	—	423
United States . . . . .	—	14,227	—	56
Other Countries . . . . .	—	37	—	31
	—	259,905	—	14,331
<b>JEWELLERY AND PLATE</b>				
United Kingdom . . . . .	—	78,194	—	26,071
Gibraltar . . . . .	—	150	—	—
Aden . . . . .	—	64	—	342
Ceylon . . . . .	—	2,910	—	970
China, Hong Kong . . . . .	—	5,665	—	575
Straits Settlements . . . . .	—	4,005	—	5,855
Mauritius . . . . .	—	—	—	63
Natal . . . . .	—	328	—	176
British Guiana . . . . .	—	—	—	33
Australia . . . . .	—	299	—	34
Austria-Hungary . . . . .	—	8,358	—	684
Belgium . . . . .	—	254	—	187
France . . . . .	—	9,711	—	18
Germany . . . . .	—	2,903	—	204
Holland . . . . .	—	25	—	—
Italy . . . . .	—	354	—	1,682
Russia . . . . .	—	26	—	—
Arabia . . . . .	—	70	—	657
China, Treaty Ports . . . . .	—	668	—	—
Cochin-China . . . . .	—	—	—	37
Japan . . . . .	—	159	—	—
Maldivo Islands . . . . .	—	—	—	67
Mekran and Sommani . . . . .	—	25	—	—
Persia . . . . .	—	54	—	507
Philippine Islands . . . . .	—	—	—	184
Siam . . . . .	—	11	—	2,350
Sumatra . . . . .	—	—	—	27
Turkey in Asia . . . . .	—	27	—	81
Abyssinia . . . . .	—	—	—	23
Egypt . . . . .	—	—	—	4,769
Mozambique . . . . .	—	—	—	412
Zanzibar . . . . .	—	2,304	—	2,762
United States . . . . .	—	180	—	345
Other Countries . . . . .	—	25	—	432
	—	116,769	—	49,547



## No. 11—continued.

QUANTITY and VALUE of IMPORTS and EXPORTS of PRINCIPAL ARTICLES in 1899-1900,  
distinguishing COUNTRIES—continued

ARTICLES AND COUNTRIES	IMPORTS		EXPORTS	
	Quantity	Value	Quantity	Value
<b>VII—ARTICLES MANUFACTURED AND PARTLY MANUFACTURED—continued</b>				
LAC (excluding stick lac and lac-dye)				
United Kingdom - - - - Cwt	16	47	88,839	282,965
China, Hong Kong			1,085	4,539
Straits Settlements - - - - "	238	79	523	1,616
Australia - - - - - "			1,278	3,870
Austria-Hungary - - - - - "			5,860	18,264
Belgium - - - - - "			836	2,653
France - - - - - "			10,946	33,695
Germany - - - - - "			34,537	109,600
Holland - - - - - "			9,515	29,591
Italy - - - - - "			1,662	4,889
Turkey in Europe - - - - - "			6	17
Arabia - - - - - "			6	19
China, Treaty Ports - - - - - "			28	99
Japan - - - - - "			498	1,539
Maldiv Islands - - - - - "			2	19
Turkey in Asia - - - - - "			39	136
United States - - - - - "			79,898	256,350
Other Countries - - - - - "	2	5	4	16
	256	131	235,562	749,877
<b>MATCHES</b>				
United Kingdom - - - - -	—	12,786	—	130
Aden - - - - -	—	125	—	40
Ceylon - - - - -	—	2,197	—	119
China, Hong Kong	—	4,772	—	—
Straits Settlements - - - - -	—	53,750	—	101
Mauritius - - - - -	—	—	—	152
Austria-Hungary - - - - -	—	1,072	—	—
Belgium - - - - -	—	32,116	—	—
Denmark - - - - -	—	37	—	—
Germany - - - - -	—	29,043	—	—
Norway - - - - -	—	17,336	—	—
Sweden - - - - -	—	23,096	—	—
Arabia - - - - -	—	—	—	1,204
Japan - - - - -	—	55,359	—	—
Mekran and Sonmiani	—	—	—	42
Persia - - - - -	—	—	—	2,235
Turkey in Asia - - - - -	—	—	—	294
Egypt - - - - -	—	40	—	—
Mozambique - - - - -	—	—	—	422
Zanzibar - - - - -	—	—	—	40
Other Countries - - - - -	—	—	—	118
	—	231,720	—	4,897
<b>PAINTS AND COLOURS (including painters' materials)</b>				
United Kingdom - - - - -	—	177,148	—	7,503
Aden - - - - -	—	28	—	632
Ceylon - - - - -	—	411	—	211
China, Hong Kong	—	14,434	—	—
Straits Settlements - - - - -	—	1,988	—	87
Mauritius - - - - -	—	—	—	107
Australia - - - - -	—	16	—	—
Austria-Hungary - - - - -	—	1,031	—	—
Belgium - - - - -	—	15,612	—	527
France - - - - -	—	1,034	—	—
Germany - - - - -	—	11,987	—	549
Holland - - - - -	—	13	—	—
Italy - - - - -	—	967	—	—
Russia - - - - -	—	17	—	—
Arabia - - - - -	—	412	—	207
Japan - - - - -	—	76	—	—
Persia - - - - -	—	718	—	809
Turkey in Asia - - - - -	—	11	—	551
Egypt - - - - -	—	40	—	33
Mozambique - - - - -	—	—	—	297
Zanzibar - - - - -	—	—	—	235
United States - - - - -	—	5,482	—	—
Other Countries - - - - -	—	9	—	54
	—	231,434	—	11,802

## No. 11—concluded.

QUANTITY and VALUE of IMPORTS and EXPORTS of PRINCIPAL ARTICLES in 1899-1900,  
distinguishing COUNTRIES—concluded.

ARTICLES AND COUNTRIES.	IMPORTS.		EXPORTS	
	Quantity	Value.	Quantity.	Value.
<b>VII—ARTICLES MANUFACTURED AND PARTLY MANUFACTURED—continued.</b>				
STATIONERY (including paper and pasteboard)				
United Kingdom	—	300,555	—	807
Aden	—	—	—	679
Ceylon	—	475	—	3,175
China, Hong Kong	—	1,294	—	388
Straits Settlements	—	5,453	—	3,385
Mauritius	—	—	—	299
Natal	—	—	—	41
Australia	—	24	—	—
Austria-Hungary	—	84,665	—	—
Belgium	—	30,761	—	—
France	—	1,375	—	753
Germany	—	28,857	—	26
Holland	—	1,437	—	—
Italy	—	3,596	—	—
Norway	—	437	—	—
Sweden	—	1,202	—	—
Arabia	—	—	—	366
China, Treaty Ports	—	1,197	—	19
Japan	—	733	—	—
Persia	—	1,163	—	2,817
Maldive Islands	—	—	—	13
Siam	—	—	—	107
Turkey in Asia	—	23	—	622
Abyssinia	—	—	—	10
Egypt	—	90	—	16
Madagascar	—	—	—	27
Mozambique	—	—	—	310
Zanzibar	—	13	—	2,297
United States	—	6,690	—	—
West Indies	—	—	—	53
Other Countries	—	17	—	1,400
	—	470,057	—	17,610
UMBRELLAS :				
United Kingdom	No	2,588,272	166,841	—
Aden	"	—	1,714	135
Ceylon	"	9,942	805	60
China, Hong Kong	"	142,425	91	11
Straits Settlements	"	285,360	3,955	166
Cape Colony	"	—	456	41
Mauritius	"	—	5,748	437
Natal	"	240	4,428	327
Austria-Hungary	"	3,385	361	—
France	"	10,184	1,413	—
Germany	"	2,019	201	—
Arabia	"	212	15	841
China, Treaty Ports	"	612	46	74
Japan	"	56,557	3,732	—
Persia	"	—	—	1,235
Siam	"	—	—	1,554
Turkey in Asia	"	—	—	75
Abyssinia	"	—	—	1,509
Mozambique	"	—	—	540
Zanzibar	"	—	—	6,072
United States	"	509	63	28,999
Other Countries	"	49	4	2,090
		3,099,766	182,020	59,335
		—	—	4,293
OTHER SORTS				
		—	1,597,321	—
		—	—	404,180
TOTAL, ARTICLES MANUFACTURED AND PARTLY MANUFACTURED				
		—	27,022,897	—
		—	—	15,105,900
GRAND TOTAL				
		—	47,141,242	—
		—	—	72,650,792

## QUANTITY and VALUE of IMPORTS of GOVERNMENT STORES into BRITISH INDIA.

ARTICLES	1895-6		1896-7.		1897-8		1898-9.		1899-1900	
	Quantity	Value	Quantity	Value	Quantity	Value	Quantity	Value	Quantity	Value
APPAREL (including boots and shoes, uniforms, &c., but excluding hosiery)		<i>Rupees</i>		<i>Rupees</i>		<i>Rupees</i>		<i>Rupees</i>		₹
United Kingdom	—	330,120	—	408,590	—	648,220	—	415,910	—	19,990
Other Countries	—	2,490	—	—	—	540	—	3,070	—	99
	—	332,610	—	408,590	—	648,760	—	419,010	—	20,089
ARMS, AMMUNITION, AND MILITARY STORES										
United Kingdom	—	1,751,490	—	1,259,900	—	2,285,780	—	3,073,840	—	59,975
Other Countries	—	46,480	—	35,870	—	11,060	—	120	—	5,731
	—	1,797,970	—	1,295,770	—	2,296,840	—	3,073,960	—	65,706
BOOKS AND PRINTED MATTER (including maps, charts, &c.)										
United Kingdom	—	1,142,900	—	1,454,530	—	747,550	—	1,007,820	—	72,614
Other Countries	—	1,640	—	1,570	—	470	—	900	—	24
	—	1,144,540	—	1,466,100	—	748,020	—	1,008,720	—	72,642
BUILDING AND ENGINEERING MATERIALS										
United Kingdom	—	250,890	—	133,200	—	262,620	—	268,080	—	16,882
Other Countries	—	—	—	160	—	300	—	1,030	—	184
	—	250,890	—	133,360	—	262,920	—	269,110	—	17,066
CARRIAGES, CARTS, &c (excluding railway carriages), AND PARTS THEREOF										
United Kingdom	—	6,780	—	11,030	—	136,610	—	18,070	—	36
Other Countries	—	—	—	—	—	—	—	1,000	—	—
	—	6,780	—	11,030	—	136,610	—	19,070	—	36
CHEMICALS										
United Kingdom	—	109,810	—	239,390	—	208,680	—	191,070	—	10,157
Other Countries	—	—	—	100	—	—	—	680	—	—
	—	109,810	—	239,490	—	208,680	—	191,750	—	10,157
COAL (including coke and patent fuel)										
United Kingdom	Tons 25,093	445,560	Tons 25,006	503,900	Tons 14,066	301,320	Tons 20,295	396,320	Tons 57,816	76,654
Other Countries	25	590	15	270	—	—	50	670	998	1,063
	25,118	446,150	25,021	504,170	14,066	301,320	20,345	396,990	58,814	77,717
COTTON										
Twist and Yarn	Lbs		Lbs		Lbs.		Lbs		Lbs.	
United Kingdom	39,689	37,320	4,182	6,380	615	450	3,718	7,380	6,757	817
Manufactures.										
Piece Goods	Yds		Yds.		Yds		Yds.		Yds	
United Kingdom	1,130,938	501,180	1,271,013	583,490	1,031,167	419,380	560,279	218,020	959,823	21,516
Other sorts										
United Kingdom	—	12,650	—	48,580	—	25,150	—	30,040	—	3,469
	—	551,150	—	638,450	—	444,980	—	255,440	—	25,802
DRUGS, MEDICINES, AND NARCOTICS										
United Kingdom	—	175,780	—	190,420	—	127,050	—	135,430	—	20,483
Other Countries	—	50	—	—	—	—	—	—	—	104
	—	175,830	—	190,420	—	127,050	—	135,430	—	20,587

## QUANTITY and VALUE of IMPORTS of GOVERNMENT STORES into BRITISH INDIA—continued.

ARTICLES.	1895-6.		1896-7.		1897-8.		1898-9.		1899-1900.	
	Quantity.	Value.	Quantity.	Value.	Quantity	Value.	Quantity	Value.	Quantity.	Value.
<b>EARTHENWARE AND PORCELAIN :</b>		<i>Rupees.</i>		<i>Rupees.</i>		<i>Rupees.</i>		<i>Rupees.</i>		£
United Kingdom -	—	22,240	—	47,030	—	17,190	—	84,550	—	6,097
<b>FLAX :</b>										
<b>Twist and Yarn :</b>	<i>Lbs.</i>		<i>Lbs.</i>		<i>Lbs.</i>		<i>Lbs.</i>		<i>Lbs.</i>	
United Kingdom -	9,626	7,200	144,240	9,360	3,530	2,760	9,817	7,780	6,201	277
<b>Manufactures :</b>										
United Kingdom {	—	153,900	—	174,590	—	127,080	—	170,350	—	10,249
	—	29,340	—	15,510	—	8,880	—	—	—	15
	—	190,440	—	199,460	—	138,720	—	178,130	—	10,541
<b>GLASS AND GLASSWARE :</b>										
United Kingdom -	—	139,180	—	185,360	—	134,870	—	143,540	—	8,883
Other Countries -	—	—	—	90	—	—	—	160	—	36
	—	139,180	—	185,450	—	134,870	—	143,700	—	8,919
<b>HARDWARE AND CUTLERY :</b>										
United Kingdom -	—	1,016,030	—	2,249,800	—	1,760,400	—	1,383,510	—	107,892
Other Countries -	—	2,450	—	1,950	—	9,190	—	—	—	38
	—	1,018,480	—	2,251,750	—	1,769,590	—	1,383,510	—	107,930
<b>INSTRUMENTS AND APPARATUS :</b>										
<b>Musical :</b>										
United Kingdom -	—	5,020	—	3,450	—	4,620	—	840	—	468
Other Countries -	—	—	—	1,340	—	70	—	—	—	27
<b>Scientific, &amp;c. :</b>										
United Kingdom -	—	326,630	—	493,380	—	599,420	—	318,590	—	26,002
Other Countries -	—	1,990	—	14,290	—	5,020	—	5,940	—	1,083
	—	333,630	—	512,460	—	609,130	—	325,370	—	27,580
<b>LEATHER :</b>										
United Kingdom -	—	50,210	—	37,820	—	21,230	—	86,640	—	4,340
<b>LIQUORS :</b>										
<b>Spirits :</b>	<i>Gals.</i>		<i>Gals.</i>		<i>Gals.</i>		<i>Gals.</i>		<i>Gals.</i>	
United Kingdom -	4,532	5,040	8,925	14,760	5,612	7,700	3,505	4,750	964	100
Other Countries -	—	—	70	130	—	—	—	—	—	—
<b>Wines and Liqueurs :</b>										
United Kingdom -	—	—	—	—	230	460	280	2,190	433	43
<b>Total Liquors -</b>	<b>4,532</b>	<b>5,040</b>	<b>8,995</b>	<b>14,890</b>	<b>5,842</b>	<b>8,160</b>	<b>3,785</b>	<b>6,940</b>	<b>1,397</b>	<b>143</b>
<b>MACHINERY AND MILLWORK :</b>										
United Kingdom -	—	830,300	—	711,250	—	724,990	—	742,210	—	124,057
Other Countries -	—	5,350	—	5,220	—	—	—	120	—	6,095
	—	835,650	—	716,470	—	724,990	—	742,330	—	130,152
<b>METALS :</b>	<i>Cwt.</i>		<i>Cwt.</i>		<i>Cwt.</i>		<i>Cwt.</i>		<i>Cwt.</i>	
United Kingdom -	606,301	3,912,390	819,810	5,266,360	857,861	4,637,470	395,225	3,764,870	626,225	343,544
Other Countries -	5,310	218,360	10	70	2,452	88,300	4,163	193,340	63,887	63,908
	<b>611,611</b>	<b>4,130,750</b>	<b>819,820</b>	<b>5,266,430</b>	<b>860,313</b>	<b>4,725,770</b>	<b>399,388</b>	<b>3,958,210</b>	<b>690,112</b>	<b>407,452</b>

## No. 12—concluded.

## QUANTITY and VALUE of IMPORTS of GOVERNMENT STORES into BRITISH INDIA—concluded.

ARTICLES	1895-6.		1896-7.		1897-8.		1898-9.		1899-1900.	
	Quantity.	Value	Quantity	Value.	Quantity.	Value.	Quantity.	Value.	Quantity.	Value.
PAPER AND PASTE-BOARD.		<i>Rupees.</i>		<i>Rupees.</i>		<i>Rupees</i>		<i>Rupees.</i>		<i>£</i>
United Kingdom	—	236,120	—	223,380	—	337,830	—	199,920	—	17,264
Other Countries	—	—	—	10	—	—	—	850	—	—
	—	236,120	—	223,390	—	337,830	—	200,770	—	17,264
PRINTING AND LITHOGRAPHING MATERIALS										
United Kingdom	—	75,400	—	115,830	—	119,720	—	98,300	—	6,475
Other Countries	—	500	—	—	—	—	—	530	—	58
	—	75,900	—	115,830	—	119,720	—	98,830	—	6,533
RAILWAY PLANT AND ROLLING STOCK										
Locomotives and Carriages, &c										
United Kingdom	—	8,034,530	—	7,014,530	—	9,573,790	—	11,206,390	—	1,036,424
Other Countries	—	—	—	—	—	8,550	—	169,890	—	86,472
Materials for Construction										
United Kingdom	—	12,160,410	—	17,007,080	—	16,164,850	—	8,961,080	—	514,643
Other Countries	—	400	—	105,870	—	149,980	—	173,140	—	46,679
	—	20,195,340	—	24,127,480	—	25,897,170	—	20,510,500	—	1,684,218
STATIONERY (excluding paper)										
United Kingdom	—	525,230	—	383,910	—	361,110	—	249,870	—	24,528
Other Countries	—	3,230	—	9,380	—	890	—	2,190	—	227
	—	528,460	—	393,290	—	362,000	—	252,060	—	24,755
TELEGRAPH MATERIALS										
United Kingdom	—	324,420	—	410,980	—	413,750	—	710,420	—	66,494
Other Countries	—	3,170	—	3,720	—	2,010	—	600	—	95
	—	327,590	—	414,700	—	415,760	—	711,020	—	66,589
WOOL, MANUFACTURES OF										
Piece Goods	Yds.		Yds.		Yds.		Yds.		Yds.	
United Kingdom	741,242	1,361,780	740,774	1,478,620	623,960	1,020,890	760,577	981,290	649,168	61,828
Other Countries	295	400	—	—	—	—	—	—	—	—
Other sorts	Lbs.		Lbs.		Lbs.		Lbs.		Lbs.	
United Kingdom	46,308	32,620	28,000	45,190	54,494	28,490	22,055	13,910	39,426	1,044
	—	1,394,800	—	1,523,810	—	1,049,380	—	995,200	—	62,872
ALL OTHER ARTICLES (mainly manufactured):										
United Kingdom	—	1,792,290	—	2,246,640	—	2,047,450	—	1,712,980	—	167,990
Other Countries	—	111,730	—	71,160	—	249,130	—	51,650	—	18,568
	—	1,904,020	—	2,317,800	—	2,296,580	—	1,764,630	—	186,558
TOTAL IMPORTS OF GOVERNMENT STORES.										
United Kingdom	—	35,804,760	—	42,984,240	—	43,279,260	—	36,605,990	—	2,831,250
Other Countries	—	398,820	—	251,200	—	524,460	—	605,880	—	230,495
Total	—	36,203,580	—	43,235,440	—	43,803,720	—	37,211,870	—	3,061,745

QUANTITY and VALUE of EXPORTS of GOVERNMENT STORES (distinguishing by italics Foreign Merchandise) from BRITISH INDIA.

ARTICLES.	1895-6.		1896-7.		1897-8.		1898-9.		1899-1900.	
	Quantity	Value.	Quantity.	Value.	Quantity.	Value.	Quantity.	Value.	Quantity	Value.
APPAREL :		<i>Rupces.</i>		<i>Rupces.</i>		<i>Rupces.</i>		<i>Rupces</i>		£
United Kingdom	—	7,650	—	520	—	410	—	[2,390	—	1,098
Other Countries	—	3,800	—	190,580	—	860	—	3,030	—	366
	—	55,820	—	42,560	—	39,270	—	21,910	—	16,061
	—	18,690	—	2,230	—	18,860	—	15,320	—	713
ARMS AND AMMUNITION :										
United Kingdom	—	580	—	1,870	—	140	—	5,680	—	482
Other Countries	—	30,170	—	920	—	14,230	—	10,700	—	3,512
	—	64,510	—	81,990	—	440	—	8,310	—	3,612
	—	49,210	—	26,230	—	24,900	—	56,730	—	15,385
	—	20	—		—		—		—	
BOOKS AND PRINTED MATTER (including Maps and Charts) :										
United Kingdom	—	204,700	—	42,060	—	40,930	—	52,990	—	1,956
Other Countries	—	20	—	300	—	—	—	1,520	—	131
	—	1,420	—	4,620	—	2,030	—	5,180	—	234
	—	40	—	100	—	—	—	—	—	2
CHEMICALS, DRUGS, MEDICINES, AND NARCOTICS :										
United Kingdom	—	—	—	360	—	150	—	24,110	—	1,096
Other Countries	—	600	—	—	—	100	—	4,110	—	284
	—	310	—	230	—	—	—	2,520	—	29
	—	7,570	—	12,510	—	7,680	—	15,110	—	1,007
METALS :										
United Kingdom	—	—	—	110	—	—	—	—	—	—
Other Countries	—	—	—	—	—	12,480	—	44,300	—	669
	—	140,500	—	1,010	—	46,860	—	31,380	—	3,336
	—	2,480	—	480	—	360,060	—	160	—	1,034
TELEGRAPH MATERIALS :										
United Kingdom	—	11,100	—	850	—	8,910	—	2,530	—	598
Other Countries	—	150	—	—	—	600	—	960	—	—
	—	48,870	—	31,890	—	33,890	—	31,800	—	1,166
WOOL, MANUFACTURES OF :										
United Kingdom	—	—	—	—	—	—	—	13,000	—	—
Other Countries	—	14,590	—	—	—	123,260	—	2,630	—	—
	—	100	—	—	—	6,520	—	10	—	8
	—	1,660	—	14,300	—	1,230	—	290	—	61
ALL OTHER ARTICLES (mainly Manufactured).										
United Kingdom	—	29,140	—	33,760	—	39,380	—	62,270	—	1,890
Other Countries	—	8,510	—	5,360	—	17,170	—	24,150	—	3,871
	—	161,910	—	181,230	—	136,460	—	294,370	—	10,602
	—	36,110	—	22,420	—	13,260	—	45,060	—	2,219
TOTAL EXPORTS OF GOVERNMENT STORES :										
United Kingdom	—	126,630	—	276,700	—	263,010	—	252,310	—	15,955
Other Countries	—	589,350	—	421,290	—	692,070	—	5,30,210	—	55,469
Total	—	715,980	—	697,990	—	955,080	—	782,520	—	71,424

## No. 14.

## TRADE with PRINCIPAL COUNTRIES, distinguishing PRINCIPAL ARTICLES; QUANTITIES.

ARTICLES.	1895-6.	1896-7.	1897-8.	1898-9.	1899-1900.
UNITED KINGDOM.					
Imports therefrom					
Apparel (including Boots and Shoes) - - -	—	—	—	—	—
Arms, Ammunition, &c - - - - -	—	—	—	—	—
Books and Printed Matter - - - Cwt.	10,893	13,213	12,009	13,676	18,478
Building and Engineering Materials - - -	—	—	—	—	—
Carriages and Carts - - - - -	—	—	—	—	—
Chemicals - - - - -	—	—	—	—	—
Coal and Coke - - - - - Tons	734,336	397,092	230,887	306,499	317,453
Cotton -					
Twist and Yarns - - - - - Lbs.	44,736,865	48,697,951	56,508,070	43,269,479	40,799,360
Piece Goods - - - - - Yds.	1,702,191,985	1,980,513,103	1,835,788,123	2,045,887,512	2,166,388,709
Other Manufactures - - - - -	—	—	—	—	—
Drugs and Medicines - - - - -	—	—	—	—	—
Earthenware and Porcelain - - - - -	—	—	—	—	—
Flax Manufactures - - - - -	—	—	—	—	—
Glass and Glassware - - - - -	—	—	—	—	—
Hardware and Cutlery - - - - -	—	—	—	—	—
Instruments, Apparatus and Appliances - - -	—	—	—	—	—
Ivory, and Manufactures of - - - - -	—	—	—	—	—
Leather, Saddlery and Harness, &c. - - -	—	—	—	—	—
Liquors Ale, &c. - - - - - Gals.	2,807,999	2,736,941	2,664,933	3,045,141	3,013,323
Spirits - - - - - "	658,574	632,783	622,991	677,202	675,838
Wines - - - - - "	196,745	179,816	168,917	167,443	156,482
Machinery and Millwork - - - - -	—	—	—	—	—
Metals Copper - - - - - Cwt.	355,580	143,272	235,467	196,531	72,644
Iron - - - - - "	2,479,453	2,417,646	2,723,997	2,085,049	2,112,648
Lead - - - - - "	101,467	106,671	101,512	84,199	85,379
Steel - - - - - "	710,581	713,661	810,358	765,086	784,302
Other - - - - - "	83,381	40,528	59,284	76,260	73,332
Oils Mineral - - - - - Gals.	2,263,070	2,530,563	2,344,277	2,180,679	1,440,698
Paints, Colours, &c - - - - -	—	—	—	—	—
Paper, Pasteboard, &c. - - - - -	—	—	—	—	—
Provisions - - - - -	—	—	—	—	—
Railway Plant and Rolling Stock - - - - -	—	—	—	—	—
Salt - - - - - Tons	262,528	193,084	299,443	261,391	246,446
Silk Manufactures - - - - -	—	—	—	—	—
Soap - - - - - Cwt.	60,567	52,618	60,096	78,247	94,455
Stationery - - - - -	—	—	—	—	—
Tobacco - - - - - Lbs.	1,066,684	1,026,360	1,280,999	1,257,703	1,391,796
Umbrellas - - - - - No.	2,869,269	2,631,731	2,890,283	2,236,976	2,588,272
Woollen Manufactures - - - - -	—	—	—	—	—
Other Articles - - - - -	—	—	—	—	—

## No. 15.

## TRADE with PRINCIPAL COUNTRIES, distinguishing PRINCIPAL ARTICLES; VALUES.

ARTICLES.	1895-6.	1896-7.	1897-8.	1898-9.	1899-1900.
UNITED KINGDOM.					
Imports therefrom :	<i>Rupees.</i>	<i>Rupees.</i>	<i>Rupees.</i>	<i>Rupees.</i>	£
Apparel (including Boots and Shoes) - - -	8,892,480	8,710,330	7,798,960	8,244,600	561,950
Arms, Ammunition, &c. - - - - -	2,817,340	2,524,290	2,515,520	2,777,210	158,667
Books and Printed Matter - - . - -	2,190,150	2,265,520	1,909,650	2,048,870	144,656
Building and Engineering Materials - - -	1,479,730	1,226,360	1,451,080	1,546,420	99,730
Carriages and Carts - - - - -	997,340	2,121,550	2,613,150	2,559,050	145,869
Chemicals - - - - -	4,024,130	3,389,020	3,989,910	3,684,820	250,883
Coal and Coke - - - - -	13,568,950	8,215,770	4,883,820	6,070,310	432,016
Cotton :					
Twist and Yarn - - - - -	28,584,210	32,290,340	33,852,240	24,272,310	1,563,579
Piece Goods - - - - -	218,451,180	253,492,040	217,450,780	233,576,260	16,880,865
Other Manufactures - - - - -	4,972,540	4,653,780	4,023,980	4,646,220	395,084
Drugs and Medicines - - - - -	2,929,780	2,725,230	2,844,080	2,712,960	183,293
Earthenware and Porcelain - - - - -	1,493,110	1,380,570	1,261,800	1,121,540	75,617
Flax Manufactures - - - - -	1,599,980	1,471,270	1,518,660	1,305,880	91,966
Glass and Glassware - - - - -	1,841,640	1,715,990	1,687,950	1,616,140	112,588
Hardware and Cutlery - - - - -	11,673,150	12,127,380	11,583,710	11,080,780	789,491
Instruments, Apparatus, and Appliances - - -	2,635,350	2,653,150	2,586,020	2,847,190	208,527
Ivory, and Manufactures of - - - - -	1,418,890	830,390	987,670	1,228,960	36,467
Leather, Saddlery, and Harness, &c. - - -	2,124,670	1,906,810	1,771,410	1,846,450	118,661
Liquors : Ale, &c. - - - - -	4,103,560	3,969,350	4,136,650	4,302,020	268,852
Spirits - - - - -	5,749,970	5,602,540	5,322,190	5,508,570	360,696
Wines - - - - -	2,465,180	2,168,280	1,868,650	1,900,540	115,033
Machinery and Millwork - - - - -	31,878,170	34,667,460	28,172,210	30,136,730	1,646,862
Metals : Copper - - - - -	15,246,760	6,143,890	9,975,420	8,333,000	254,602
Iron - - - - -	19,488,390	19,160,550	21,424,600	16,079,820	1,237,788
Lead - - - - -	1,507,670	1,494,970	1,402,700	1,167,060	88,238
Steel - - - - -	4,959,550	5,088,450	5,700,920	5,311,000	399,359
Other - - - - -	1,899,430	1,259,580	1,725,290	2,015,440	149,568
Oils : Mineral - - - - -	1,340,120	1,470,440	1,391,420	1,258,120	64,573
Paints, Colours, &c. - - - - -	2,900,610	2,516,290	2,554,990	2,474,580	177,148
Paper, Pasteboard, &c. - - - - -	1,798,530	1,617,070	1,648,160	2,019,280	152,656
Provisions - - - - -	7,176,560	6,756,200	6,842,130	6,579,640	435,322
Railway Plant and Rolling Stock - - - - -	15,043,800	25,485,070	2,727,112	27,872,380	1,801,858
Salt - - - - -	4,337,240	3,934,630	5,681,450	4,307,350	252,008
Silk Manufactures - - - - -	5,600,190	3,191,850	2,647,030	2,873,830	146,776
Soap - - - - -	1,172,200	1,070,060	1,166,260	1,198,040	96,813
Stationery - - - - -	2,676,880	2,720,350	2,230,920	2,265,150	147,901
Tobacco - - - - -	1,412,820	1,373,000	1,591,940	1,434,090	101,190
Umbrellas - - - - -	2,898,900	2,552,140	2,963,690	2,181,450	166,841
Woollen Manufactures - - - - -	9,396,440	11,84,600	8,305,840	10,642,480	772,223
Other Articles - - - - -	16,867,230	15,639,780	15,794,690	17,275,150	1,416,011
TOTAL - - -	471,614,840	502,966,340	464,548,660	470,321,690	32,502,127



## TRADE with PRINCIPAL COUNTRIES, distinguishing PRINCIPAL ARTICLES; QUANTITIES—continued.

ARTICLES.	1895-6.	1896-7.	1897-8.	1898-9.	1899-1900.
UNITED KINGDOM					
Exports of Foreign Merchandise .					
Apparel (including Boots and Shoes) - - -	—	—	—	—	—
Wool, Raw - - - - - Lbs.	16,000,896	13,011,377	14,069,037	10,613,696	9,759,834
Other Articles - - - - -	—	—	—	—	—
Exports of Indian Produce, &c. .					
Chemicals Saltpetre - - - Cwt.	117,028	246,338	170,597	113,819	103,621
Coffee - - - - - "	137,236	105,722	114,048	155,290	157,500
Coir - - - - - "	220,504	154,501	186,482	198,700	201,277
Cotton, Raw - - - - - "	643,594	379,459	206,062	216,777	132,590
Dyeing and Tanning Materials :					
Cutch - - - - - "	118,953	78,047	72,674	42,919	88,880
Indigo - - - - - "	66,215	62,669	28,376	30,973	23,825
Myrabolams - - - - - "	609,445	551,409	361,320	496,416	561,572
Fodder, Bran, and Cattle-Food - - - "	—	—	—	—	—
Hemp, Raw - - - - - "	117,946	111,241	119,804	122,077	119,936
Hides and Skins .					
Raw - - - - - "	122,277	89,589	95,930	86,812	200,612
Dressed or Tanned - - - - - "	290,428	281,011	314,047	249,510	271,942
Horns - - - - - "	37,026	32,729	33,954	36,884	45,660
Jute .					
Raw - - - - - "	7,334,059	6,749,066	8,125,174	4,968,254	4,505,652
Gunny Bags - - - - - No.	23,887,650	27,885,314	39,370,445	38,488,995	32,101,430
„ Cloth - - - - - Yards	16,956,926	23,826,381	18,676,281	20,414,900	29,242,100
Lac - - - - - Cwt.	111,214	115,747	104,695	71,067	90,806
Manures - - - - - Tons	45,838	37,610	34,813	33,999	47,888
Oils - - - - -	—	—	—	—	—
Provisions - - - - -	—	—	—	—	—
Rice - - - - - Cwt.	5,311,346	3,838,911	2,615,303	5,069,371	3,910,080
Seeds					
Castor - - - - - "	166,575	117,542	270,323	431,940	257,873
Linseed - - - - - "	2,390,230	1,994,181	2,184,522	3,601,664	2,735,250
Rape - - - - - "	146,949	83,684	265,391	303,511	249,507
Silk, Raw - - - - - Lbs.	521,705	461,809	788,837	570,211	797,060
Spices - - - - - "	5,983,367	7,071,495	5,770,644	8,122,166	6,052,568
Sugar - - - - - Cwt.	977,788	1,056,988	447,143	253,700	528,139
Tea - - - - - Lbs.	123,947,369	135,456,884	137,655,857	139,245,995	154,161,492
Wheat - - - - - Cwt.	6,035,430	1,502,623	1,683,543	9,336,707	5,297,767
Wood (mainly Teak) - - - Cubic Tons	41,252	46,765	49,660	50,761	56,170
Wool, Raw - - - - - Lbs.	30,132,686	27,993,789	30,407,644	27,322,575	31,404,158
Woollen Manufactures - - - - -	—	—	—	—	—
Other Articles - - - - -	—	—	—	—	—

## No. 15—continued.

TRADE with PRINCIPAL COUNTRIES, distinguishing PRINCIPAL ARTICLES; VALUES—continued.

ARTICLES.	1895-6.	1896-7.	1897-8.	1898-9.	1899-1900.
UNITED KINGDOM.					
Exports of Foreign Merchandise :	<i>Rupees.</i>	<i>Rupees.</i>	<i>Rupees.</i>	<i>Rupees.</i>	£
Apparel (including Boots and Shoes) - - -	704,670	881,840	783,690	825,260	51,805
Wool, Raw - - - - -	7,608,190	6,080,030	6,440,850	4,701,460	296,828
Other Articles - - - - -	3,105,170	2,746,740	2,915,040	2,948,140	204,670
TOTAL - - -	11,418,030	9,708,610	10,139,580	8,474,860	553,303
Exports of Indian Produce, &c. :					
Chemicals, Saltpetre - - - - -	1,448,450	2,625,390	1,560,830	1,035,790	64,282
Coffee - - - - -	10,598,540	8,333,700	8,353,540	11,362,540	634,348
Coir - - - - -	2,045,360	1,403,430	1,669,840	1,788,270	117,797
Cotton, Raw - - - - -	15,648,950	8,878,590	4,235,450	4,118,840	139,815
Dyeing and Tanning Materials :					
Cutch - - - - -	2,587,330	1,530,530	1,410,700	893,100	116,321
Indigo - - - - -	18,670,930	16,540,750	6,532,710	7,175,400	566
Myrabolams - - - - -	2,440,420	2,339,780	1,364,910	1,814,320	13,2
Fodder, Bran, and Cattle-Food - - - - -	1,251,090	1,636,120	1,662,300	1,808,360	153
Hemp, Raw - - - - -	1,342,260	1,253,300	1,019,300	953,830	69,303
Hides and Skins :					238
Raw - - - - -	5,346,460	4,137,570	4,687,110	4,258,260	54,83
Dressed or Tanned - - - - -	29,399,730	29,305,740	31,414,410	27,000,000	1,920,9
Horns - - - - -	1,236,620	1,012,220	880,070	900,000	68,4
Jute :					
Raw - - - - -	62,527,690	64,357,040	58,163,620	37,671,770	2,624,227
Gunny Bags - - - - -	5,512,720	5,902,500	7,575,470	7,157,360	452,427
„ Cloth - - - - -	1,774,870	2,430,910	1,775,770	1,838,510	189,808
Lac - - - - -	9,878,290	7,845,230	5,118,800	3,410,800	289,049
Manures - - - - -	2,704,700	2,111,110	1,951,420	1,911,490	180,877
Oils - - - - -	1,873,480	1,792,270	1,938,160	2,086,790	168,800
Provisions - - - - -	739,100	886,030	919,160	943,330	68,797
Rice - - - - -	20,769,950	16,099,400	11,005,270	10,903,670	1,118,092
Seeds :					
Castor - - - - -	830,270	765,250	1,937,040	2,656,660	100,130
Linseed - - - - -	17,275,590	13,093,500	13,260,430	20,468,100	1,130,690
Rape - - - - -	878,870	546,807	1,678,120	1,627,070	91,754
Silk, Raw - - - - -	2,064,400	1,842,180	2,705,210	1,573,770	192,258
Spices - - - - -	1,379,840	1,324,890	1,126,670	1,693,670	94,116
Sugar - - - - -	4,917,180	5,990,560	1,887,640	1,227,910	183,656
Tea - - - - -	69,381,790	74,833,650	74,550,740	73,192,130	5,527,452
Wheat - - - - -	23,449,990	6,568,710	9,295,510	45,323,850	1,409,075
Wood (mainly Teak) - - - - -	4,841,220	5,376,770	6,382,960	6,879,180	502,230
Wool, Raw - - - - -	13,103,360	12,197,280	13,359,330	12,287,620	892,101
Woollen Manufactures - - - - -	1,223,070	1,476,060	1,586,510	1,571,020	116,347
Other Articles - - - - -	13,166,470	12,025,780	10,952,880	12,202,500	929,451
TOTAL - - -	350,008,990	316,463,040	291,962,010	320,060,180	20,589,258

## No. 14—continued

TRADE with PRINCIPAL COUNTRIES, distinguishing PRINCIPAL ARTICLES; QUANTITIES—continued.

ARTICLES.	1895-6.	1896-7.	1897-8.	1898-9.	1899-1900.
AUSTRIA-HUNGARY.					
Imports therefrom :					
Apparel (including Boots and Shoes) - - -	—	—	—	—	—
Cotton Manufactures - - - - -	—	—	—	—	—
Glass and Glassware - - - - -	—	—	—	—	—
Hardware and Cutlery - - - - -	—	—	—	—	—
Metals - - - - - Cwt.	5,858	13,476	21,083	30,050	63,481
Paper and Pasteboard - - - - -	—	—	—	—	—
Sugar - - - - - Cwt.	4,934	115,514	945,745	1,063,737	777,821
Woolen Manufactures - - - - -	—	—	—	—	—
Other Articles - - - - -	—	—	—	—	—
Exports of Foreign Merchandise :					
Miscellaneous Articles - - - - -	—	—	—	—	—
Exports of Indian Produce, &c. :					
Coffee - - - - - Cwt.	17,809	7,061	5,280	9,139	2,667
Cotton, Raw - - - - - "	716,776	537,902	334,186	439,205	204,297
Indigo - - - - - "	13,948	11,307	9,850	10,332	6,983
Hides and Skins (mainly Raw) - - - - - "	35,235	45,958	83,825	65,510	73,103
Jute, Raw - - - - - "	373,500	238,215	536,097	319,732	420,547
Hide Oilsseeds - - - - - "	195,093	201,304	142,850	286,602	238,036
Other Articles - - - - -	—	—	—	—	—
BELGIUM.					
Imports therefrom :					
Dyes, Aniline and Alizarine - - - Lbs.	4,581,441	4,201,547	3,741,273	4,188,846	3,868,263
Glass and Glassware - - - - -	—	—	—	—	—
Metals :					
Copper - - - - - Cwt.	54,149	26,429	23,746	21,892	3,949
Iron - - - - - "	1,379,139	1,295,585	1,035,374	1,007,618	663,976
Steel - - - - - "	936,498	806,815	1,001,127	849,006	501,396
Other Articles - - - - -	—	—	—	—	—
Exports of Foreign Merchandise					
Miscellaneous Articles - - - - -	—	—	—	—	—
Exports of Indian Produce, &c. :					
Cotton, Raw - - - - - Cwt	748,105	631,482	394,220	613,691	297,576
Dyeing and Tanning Materials - - - "	134,538	88,103	105,170	85,454	98,523
Hemp, Raw - - - - - "	79,821	83,052	76,646	113,653	141,498
Seeds :					
Castor - - - - - "	175,700	132,497	173,033	173,258	119,495
Earthnuts - - - - - "	120,405	14,766	4,755	4,999	999
Linseed - - - - - "	157,527	84,304	224,686	419,036	263,396
Poppy - - - - - "	240,819	304,240	284,706	377,260	369,004
Rape - - - - - "	578,711	652,071	1,187,847	1,763,780	1,247,344
Til or Jinjili - - - - - "	320,809	231,025	406,684	578,340	223,313
Wheat - - - - - "	826,194	53,444	125,608	2,056,910	2,122,710
Other Articles - - - - -	—	—	—	—	—

## No. 15—continued.

TRADE with PRINCIPAL COUNTRIES, distinguishing PRINCIPAL ARTICLES; VALUES—continued.

ARTICLES.	1895-6.	1896-7.	1897-8.	1898-9.	1899-1900.
<b>AUSTRIA-HUNGARY.</b>					
Imports therefrom:	<i>Rupees.</i>	<i>Rupees.</i>	<i>Rupees.</i>	<i>Rupees.</i>	£
Apparel (including Boots and Shoes) - - -	1,736,180	1,606,020	1,363,800	1,667,200	150,045
Cotton Manufactures - - - - -	1,426,470	2,002,860	1,734,170	2,223,240	163,643
Glass and Glassware - - - - -	1,384,560	1,667,970	1,327,010	1,799,090	150,320
Hardware and Cutlery - - - - -	939,800	992,070	890,850	710,410	84,080
Metals - - - - -	961,720	936,230	1,407,570	1,771,830	126,030
Paper and Pasteboard - - - - -	1,071,580	1,003,210	838,060	870,980	66,581
Sugar - - - - -	63,580	1,313,790	10,445,040	10,848,840	569,188
Woollen Manufactures - - - - -	1,735,000	1,972,910	959,750	1,625,550	111,402
Other Articles - - - - -	3,929,820	3,382,820	2,501,680	2,766,610	167,611
TOTAL - - -	13,248,710	14,877,880	21,467,930	24,283,750	1,588,900
Exports of Foreign Merchandise:					
Miscellaneous Articles - - - - -	60,170	67,790	45,900	103,330	9,633
Exports of Indian Produce, &c.:					
Coffee - - - - -	1,437,460	553,180	378,510	674,630	11,566
Cotton, Raw - - - - -	19,524,700	13,096,960	7,922,200	9,064,340	282,292
Indigo - - - - -	4,809,660	3,389,260	2,559,180	2,598,950	136,389
Hides and Skins (mainly raw) - - - - -	1,672,880	2,260,420	3,671,950	2,963,000	226,218
Jute, Raw - - - - -	3,240,430	2,383,990	3,822,630	2,432,240	254,903
Oilseeds - - - - -	1,409,060	1,501,490	1,076,520	1,924,470	114,238
Other Articles - - - - -	1,350,700	1,181,550	1,581,600	1,214,170	108,583
TOTAL - - -	33,444,890	24,966,850	21,012,590	20,871,800	1,134,189
<b>BELGIUM.</b>					
Imports therefrom:					
Dyes, Aniline and Alizarine - - - - -	4,071,380	3,605,160	3,096,290	2,959,240	161,009
Glass and Glassware - - - - -	1,198,200	1,264,340	928,980	1,043,120	86,574
Metals:					
Copper - - - - -	2,443,170	1,200,700	1,065,650	1,015,390	16,512
Iron - - - - -	7,565,070	7,153,730	5,969,820	5,590,460	284,444
Steel - - - - -	5,071,600	4,304,490	5,363,770	4,484,850	203,543
Other Articles - - - - -	6,947,040	6,508,610	6,423,880	7,211,260	471,939
TOTAL - - -	27,296,460	24,037,030	22,848,300	22,304,320	1,224,021
Exports of Foreign Merchandise:					
Miscellaneous Articles - - - - -	117,410	66,960	112,800	70,310	15,338
Exports of Indian Produce, &c.					
Cotton, Raw - - - - -	20,062,870	15,786,430	9,100,370	12,437,240	400,672
Dyeing and Tanning Materials - - - - -	1,274,710	889,960	639,570	567,370	30,602
Hemp, Raw - - - - -	924,920	929,750	810,040	1,114,570	88,011
Seeds:					
Castor - - - - -	843,580	843,090	1,274,230	1,040,080	47,211
Earthnuts - - - - -	815,770	112,000	38,040	32,870	441
Linseed - - - - -	1,112,130	580,020	1,400,200	2,537,110	112,779
Poppy - - - - -	2,155,020	2,388,100	2,014,660	2,469,900	156,580
Rape - - - - -	3,698,650	4,559,310	8,322,560	10,341,390	493,711
Til or Jingly - - - - -	2,761,460	2,039,240	3,478,770	4,613,430	127,424
Wheat - - - - -	3,117,320	235,230	759,930	9,861,020	561,578
Other Articles - - - - -	2,648,470	2,165,750	2,461,210	2,406,830	255,362
TOTAL - - -	39,414,900	30,528,880	30,279,580	47,421,810	2,274,371

## No. 14—continued.

## TRADE with PRINCIPAL COUNTRIES, distinguishing PRINCIPAL ARTICLES; QUANTITIES—continued

ARTICLES.	1895-6.	1896-7.	1897-8.	1898-9.	1899-1900
FRANCE					
Imports therefrom					
Apparel - - - - -	—	—	—	—	—
Clocks and Watches - - - No	73,336	74,576	75,144	125,176	118,433
Cotton Manufactures - - - - -	—	—	—	—	—
Liquors - - - - - Gals	247,408	247,493	274,390	287,554	278,276
Silk Manufactures - - - - -	—	—	—	—	—
Other Articles - - - - -	—	—	—	—	—
Exports of Foreign Merchandise					
Miscellaneous Articles - - - - -	—	—	—	—	—
Exports of Indian Produce, &c					
Coffee - - - - - Cwt.	101,769	71,871	76,856	83,543	96,853
Cotton, Raw - - - - - "	465,300	382,108	176,972	363,494	177,887
Hides and Skins, Raw - - - - - "	68,101	41,924	52,529	33,206	127,387
Indigo - - - - - "	21,011	11,822	10,632	9,196	10,709
Jute, Raw - - - - - "	544,818	571,592	722,369	454,151	641,417
Manures - - - - - Tons	5,389	9,977	10,347	4,709	15,720
Seeds					
Castor - - - - - Cwt.	451,619	450,630	431,393	432,294	357,192
Earthnuts - - - - - "	873,115	416,053	9,439	70,700	129,349
Linseed - - - - - "	1,187,822	1,011,559	856,180	1,658,340	1,194,326
Poppy - - - - - "	403,156	462,455	434,596	391,448	466,178
Rape - - - - - "	767,366	669,260	1,108,221	1,404,193	1,064,362
Til or Jimhi - - - - - "	1,817,209	881,701	1,066,051	1,623,199	1,420,078
Other - - - - - "	122,628	66,221	218,373	191,351	350,384
Silk, Raw - - - - - Lbs	1,163,878	991,368	838,621	922,030	1,090,472
Wheat - - - - - Cwt	574,750	239,785	342,122	3,228,791	876,848
Other Articles - - - - -	—	—	—	—	—
GERMANY					
Imports therefrom					
Cotton Manufactures - - - - -	—	—	—	—	—
Glass and Glassware - - - - -	—	—	—	—	—
Hardware and Cutlery - - - - -	—	—	—	—	—
Liquors - - - - - Gals.	412,646	468,425	364,886	372,159	351,260
Metals - - - - - Cwt.	117,342	96,336	76,138	73,353	54,818
Salt - - - - - Tons	62,208	37,450	54,505	41,202	66,463
Sugar - - - - - Cwt.	718,218	758,806	1,203,309	413,971	60,526
Woollen Manufactures - - - - -	—	—	—	—	—
Other Articles - - - - -	—	—	—	—	—
Exports of Foreign Merchandise :					
Miscellaneous Articles - - - - -	—	—	—	—	—

## TRADE with PRINCIPAL COUNTRIES, distinguishing PRINCIPAL ARTICLES, VALUES—continued.

ARTICLES.	1895-6.	1896-7.	1897-8.	1898-9.	1899-1900.
<b>FRANCE.</b>					
Imports therefrom :	<i>Rupees.</i>	<i>Rupees.</i>	<i>Rupees.</i>	<i>Rupees.</i>	£
Apparel - - - - -	2,428,900	1,994,240	1,477,420	1,913,870	126,610
Clocks and Watches - - - - -	673,660	643,770	507,080	729,220	48,606
Cotton Manufactures - - - - -	57,760	230,950	364,940	677,590	54,645
Liquors - - - - -	2,124,910	2,139,160	2,384,850	2,469,840	162,478
Silk Manufactures - - - - -	1,474,330	1,298,440	773,190	2,012,190	100,925
Other Articles - - - - -	3,030,140	2,894,490	3,320,480	2,515,740	190,657
<b>TOTAL - - -</b>	<b>9,789,700</b>	<b>9,200,960</b>	<b>8,827,960</b>	<b>10,318,450</b>	<b>683,921</b>
Exports of Foreign Merchandise :					
Miscellaneous Articles - - - - -	135,720	126,360	155,780	104,450	8,085
Exports of Indian Produce, &c. :					
Coffee - - - - -	7,478,700	5,132,430	4,725,190	4,264,690	281,459
Cotton, Raw - - - - -	12,928,080	9,744,940	4,336,090	7,601,340	244,859
Hides and Skins, Raw - - - - -	3,166,170	2,251,270	3,084,520	1,795,860	404,699
Indigo - - - - -	6,529,120	3,384,380	2,562,920	2,157,380	203,530
Jute, Raw - - - - -	4,738,640	5,950,400	5,235,750	3,308,440	358,605
Manures - - - - -	306,200	539,970	558,160	257,100	60,125
Seeds :					
Castor - - - - -	2,200,720	2,990,060	3,097,580	2,555,520	142,260
Earthnuts - - - - -	5,907,930	2,798,420	69,250	453,970	55,868
Linseed - - - - -	8,683,680	6,886,960	5,375,850	9,965,820	476,018
Poppy - - - - -	3,469,430	3,650,030	3,164,380	2,488,850	201,925
Rape - - - - -	4,745,880	4,505,670	7,749,320	8,322,020	413,947
Til or Jinjili - - - - -	14,576,880	7,247,900	8,182,910	11,694,900	750,782
Other - - - - -	672,320	333,840	848,200	934,890	106,276
Silk, Raw - - - - -	3,734,340	2,997,370	2,235,210	2,714,370	245,136
Wheat - - - - -	2,259,890	1,007,970	1,984,850	17,106,780	250,736
Other Articles - - - - -	5,381,450	4,259,710	3,217,600	2,537,770	238,689
<b>TOTAL - - -</b>	<b>86,784,430</b>	<b>63,681,320</b>	<b>56,427,780</b>	<b>78,159,700</b>	<b>4,434,914</b>
<b>GERMANY.</b>					
Imports therefrom .					
Cotton Manufactures - - - - -	488,140	583,080	668,270	1,003,340	96,511
Glass and Glassware - - - - -	934,520	917,720	628,460	733,910	55,150
Hardware and Cutlery - - - - -	1,487,400	1,531,970	1,191,040	1,326,400	106,937
Liquors - - - - -	1,167,090	1,256,120	971,260	1,017,990	65,055
Metals - - - - -	1,100,270	1,047,250	943,420	948,170	70,492
Salt - - - - -	1,091,430	807,040	1,158,470	808,270	62,163
Sugar - - - - -	8,750,220	8,757,390	12,788,050	4,338,130	40,703
Woollen Manufactures - - - - -	2,604,030	2,594,570	1,486,600	2,344,590	240,215
Other Articles - - - - -	5,894,660	5,583,070	4,515,620	4,757,960	376,033
<b>TOTAL - - -</b>	<b>23,517,760</b>	<b>23,078,210</b>	<b>24,345,190</b>	<b>17,278,760</b>	<b>1,123,259</b>
Exports of Foreign Merchandise :					
Miscellaneous Articles - - - - -	63,890	112,520	68,460	89,490	11,419

## No. 15—continued.

TRADE with PRINCIPAL COUNTRIES, distinguishing PRINCIPAL ARTICLES, QUANTITIES—continued.

ARTICLES	1895-6.	1896-7.	1897-8.	1898-9.	1899 1900
<i>GERMANY—continued</i>					
Exports of Indian Produce					
Coir and Manufactures of - - - Cwt.	63,847	59,439	68,227	83,831	111,089
Cotton, Raw - - - - - "	994,136	871,168	585,698	856,846	531,172
Indigo - - - - - "	16,929	11,816	7,268	8,172	6,007
Hides and Skins, Raw - - - - - "	223,237	242,007	328,086	293,351	336,352
Jute, Raw - - - - - "	1,754,785	1,823,449	2,707,544	2,234,810	1,883,859
"    Gunny Bags - - - - - No.	4,786,050	8,467,650	12,838,550	6,864,175	2,786,538
Lac - - - - - Cwt.	24,491	23,994	29,277	25,871	34,626
Manures - - - - - Tons	13,450	16,236	16,062	20,785	30,033
Rice - - - - - Cwt.	718,784	335,989	200,311	549,546	520,960
Seeds Rape - - - - - "	524,420	379,222	833,665	998,167	735,954
"    Linseed - - - - - "	736,861	1,185,259	818,294	2,185,499	1,850,954
"    Til or Jijnli - - - - - "	98,173	78,537	103,779	220,724	215,878
Other Articles - - - - -	—	—	—	—	—
<b>HOLLAND</b>					
Imports therefrom					
Cotton Manufactures - - - - - Lbs.	1,151,225	1,314,120	2,278,916	3,322,238	2,652,787
Dyes, Aniline and Alizarine - - - - -	—	—	—	—	—
Other Articles - - - - -	—	—	—	—	—
Exports of Foreign Merchandise					
Miscellaneous Articles - - - - -	—	—	—	—	—
Exports of Indian Produce, &c .					
Indigo - - - - - Cwt.	8,014	6,219	3,798	3,891	1,499
Seeds Linseed - - - - - "	356,031	535,961	104,366	350,209	208,513
"    Rape - - - - - "	113,900	14,005	95,274	26,055	79,377
Wheat - - - - - "	359,868	4,000	—	189,795	69,810
Other Articles - - - - -	—	—	—	—	—
<b>ITALY</b>					
Imports therefrom					
Cotton Manufactures - - - - - Lbs.	182,075	199,865	173,156	165,804	138,728
Corals - - - - -	336,493	356,861	656,979	698,777	586,695
Dyes, Aniline - - - - -	—	—	—	—	—
Silk Manufactures - - - - -	—	—	—	—	—
Other Articles - - - - -	—	—	—	—	—
Exports of Foreign Merchandise .					
Miscellaneous Articles - - - - -	—	—	—	—	—
Exports of Indian Produce, &c .					
Cotton Raw - - - - - Cwt.	661,567	667,584	500,792	605,774	379,343
Indigo and other Dyes - - - - - "	13,972	11,849	6,307	7,144	8,696
Hides and Skins, Raw - - - - - "	70,212	61,261	92,896	91,422	134,651
Jute, Raw - - - - - "	343,814	334,100	511,477	315,604	360,608
Seeds					
"    Linseed - - - - - "	363,617	338,232	349,991	438,012	397,634
"    Til or Jijnli - - - - - "	80,812	250,075	274,464	365,654	357,816
"    Other - - - - - "	263,805	194,240	170,175	214,608	182,611
Wheat - - - - - "	122,544	54,012	121,480	1,118,886	248,179
Other Articles - - - - -	—	—	—	—	—

## No. 15—continued.

TRADE with PRINCIPAL COUNTRIES, distinguishing PRINCIPAL ARTICLES; VALUES—continued.

ARTICLES.	1895-6.	1896-7.	1897-8.	1898-9.	1899-1900.
<b>GERMANY—continued</b>					
	<i>Rupees.</i>	<i>Rupees.</i>	<i>Rupees.</i>	<i>Rupees.</i>	£
<b>Exports of Indian Produce -</b>					
Coir and Manufactures of	655,390	568,220	673,320	790,830	72,982
Cotton, Raw	26,914,000	21,850,770	14,324,790	17,499,030	762,294
Indigo	5,304,700	3,190,760	1,770,910	1,822,750	104,917
Hides and Skins, Raw	9,841,250	11,100,140	14,307,850	12,651,660	968,186
Jute, Raw	15,045,910	18,019,970	19,907,120	16,242,900	1,089,106
" Gunny Bags	856,950	1,481,210	2,036,600	1,146,640	34,517
Lac	2,112,610	1,611,160	1,364,380	1,209,060	100,858
Manures	802,060	938,090	905,510	1,154,790	108,619
Rice	2,820,590	1,582,130	1,158,830	2,631,810	165,523
Seeds . Rape	3,224,930	2,655,080	5,857,230	5,925,880	281,026
Linseed	5,508,960	7,747,890	4,981,730	12,654,430	734,866
Til or Jinjuli	872,290	673,990	927,070	1,845,070	126,914
Other Articles	6,584,100	3,936,380	3,600,610	6,883,210	450,454
<b>TOTAL</b>	<b>80,543,740</b>	<b>75,355,790</b>	<b>71,815,950</b>	<b>82,458,060</b>	<b>5,009,263</b>
<b>HOLLAND</b>					
<b>Imports therefrom :</b>					
Cotton Manufactures	813,470	841,670	947,150	1,111,800	83,982
Dyes, Aniline and Alizarine	790,080	884,580	1,394,210	1,877,270	83,792
Other Articles	665,450	674,800	549,520	532,940	39,210
<b>TOTAL</b>	<b>2,269,000</b>	<b>2,401,050</b>	<b>2,890,880</b>	<b>3,522,010</b>	<b>206,984</b>
<b>Exports of Foreign Merchandise</b>					
Miscellaneous Articles	10	8,190	240	640	18
<b>Exports of Indian Produce, &amp;c</b>					
Indigo	2,423,310	1,614,580	851,830	847,860	27,529
Seeds . Linseed	2,637,090	3,631,610	624,420	2,018,360	88,120
Rape	714,390	88,320	606,990	149,820	29,071
Wheat	1,326,760	16,250	0	917,400	18,370
Other Articles	588,930	628,090	906,100	785,020	120,909
<b>TOTAL</b>	<b>7,690,480</b>	<b>5,978,850</b>	<b>2,989,340</b>	<b>4,718,460</b>	<b>283,999</b>
<b>ITALY</b>					
<b>Imports therefrom -</b>					
Corals	792,150	647,710	577,480	638,920	42,446
Cotton Manufactures	107,090	461,360	821,220	1,159,870	152,019
Dyes, Aniline	530,190	521,850	828,320	784,690	36,728
Silk Manufactures	1,022,260	1,342,470	933,960	1,148,380	83,716
Other Articles	1,756,430	1,673,780	1,830,630	1,837,420	176,503
<b>TOTAL</b>	<b>4,208,140</b>	<b>4,647,170</b>	<b>4,991,630</b>	<b>5,569,280</b>	<b>493,412</b>
<b>Exports of Foreign Merchandise</b>					
Miscellaneous Articles	183,506	418,970	245,780	155,600	33,566
<b>Exports of Indian Produce, &amp;c</b>					
Cotton, Raw	17,177,540	16,265,480	11,329,010	12,290,130	539,818
Indigo and other Dyes	1,342,780	1,095,710	636,400	708,970	42,279
Hides and Skins, Raw	3,015,280	2,816,090	4,252,790	4,155,110	399,307
Jute, Raw	3,039,710	3,437,540	3,748,250	2,423,220	220,966
Seeds :					
Linseed	2,770,290	2,316,080	2,167,030	2,652,840	178,468
Til or Jinjuli	658,960	2,136,980	2,170,930	2,633,730	196,529
Other	1,492,250	1,254,100	1,134,240	1,313,860	73,536
Wheat	516,390	232,310	649,620	5,886,320	72,267
Other Articles	1,207,300	725,340	653,390	986,350	85,521
<b>TOTAL</b>	<b>31,220,500</b>	<b>30,279,630</b>	<b>26,741,660</b>	<b>33,050,530</b>	<b>1,808,711</b>



## No. 14—continued.

TRADE with PRINCIPAL COUNTRIES, distinguishing PRINCIPAL ARTICLES; QUANTITIES—continued.

ARTICLES.	1895-6.	1896-7.	1897-8.	1898-9	1899-1900
RUSSIA.					
Imports therefrom :					
Mineral Oils - - - - - Gals.	40,567,898	45,483,752	50,672,226	50,940,879	57,658,254
Other Articles - - - - -	—	—	—	—	—
Exports of Foreign Merchandise :					
Tea - - - - - Lbs	1,831,713	2,041,953	1,255,064	46,776	6,030
Other Articles - - - - -	—	—	—	—	—
Exports of Indian Produce, &c. :					
Cotton, Raw - - - - - Cwt	3,516	3,131	1,187	2,021	41
Indigo - - - - - "	5,506	4,698	2,311	2,829	2,620
Seeds - - - - - "	90,653	148,991	51,650	69,427	60,006
Other Articles - - - - -	—	—	—	—	—
SPAIN.					
Imports therefrom :					
Miscellaneous Articles - - - - -	—	—	—	—	—
Exports of Indian Produce, &c. :					
Jute, Raw - - - - - Cwt	196,411	126,758	215,559	78,982	68,203
Other Articles - - - - -	—	—	—	—	—
SWEDEN.					
Imports therefrom					
Iron and Steel - - - - - Cwt	45,254	74,173	79,023	55,964	25,925
Matches - - - - - "	—	—	—	—	—
Other Articles - - - - -	—	—	—	—	—
Exports of Indian Produce, &c. :					
Miscellaneous Articles - - - - -	—	—	—	—	—
ABYSSINIA.					
Imports therefrom :					
Miscellaneous Articles - - - - -	—	—	—	—	—
Exports of Foreign Merchandise :					
Miscellaneous Articles - - - - -	—	—	—	—	—
Exports of Indian Produce, &c. :					
Grain and Pulse - - - - - Cwt.	301,385	272,634	168,712	560,127	281,404
Other Articles - - - - -	—	—	—	—	—
CAPE COLONY.					
Imports therefrom :					
Miscellaneous Articles - - - - -	—	—	—	—	—
Exports of Foreign and Indian Produce, &c. :					
Jute, Gunny Bags - - - - - No.	7,335,013	5,953,900	4,852,450	3,136,500	5,071,150
Rice - - - - - Cwt	157,324	144,241	108,592	180,466	167,788
Other Articles - - - - -	—	—	—	—	—

## No. 15—continued.

## TRADE with PRINCIPAL COUNTRIES, distinguishing PRINCIPAL ARTICLES; VALUES—continued

ARTICLES.	1895-6.	1896-7.	1897-8.	1898-9.	1899-1900.
<b>RUSSIA.</b>					
Imports therefrom .	<i>Rupees</i>	<i>Rupees.</i>	<i>Rupees.</i>	<i>Rupees.</i>	£
Mineral Oils . . . . .	18,359,520	19,771,930	20,596,620	20,076,990	1,564,758
Other Articles . . . . .	316,060	424,010	210,940	452,960	36,224
<b>TOTAL</b> . . . . .	<b>18,675,580</b>	<b>20,195,940</b>	<b>20,807,560</b>	<b>20,529,950</b>	<b>1,600,982</b>
Exports of Foreign Merchandise :					
Tea . . . . .	1,522,680	1,673,850	984,100	29,240	251
Other Articles . . . . .	17,880	21,720	25,400	44,310	678
<b>TOTAL</b> . . . . .	<b>1,540,560</b>	<b>1,695,570</b>	<b>1,009,500</b>	<b>73,550</b>	<b>929</b>
Exports of Indian Products, &c .					
Cotton, Raw . . . . .	101,250	86,300	335,370	40,300	61
Indigo . . . . .	1,451,640	1,013,640	304,510	544,690	30,199
Seeds . . . . .	477,340	908,270	373,800	429,780	22,524
Other Articles . . . . .	448,370	558,500	76,890	212,480	28,990
<b>TOTAL</b> . . . . .	<b>2,478,600</b>	<b>2,566,710</b>	<b>1,090,570</b>	<b>1,227,250</b>	<b>81,774</b>
<b>SPAIN.</b>					
Imports therefrom :					
Miscellaneous Articles . . . . .	950	5,290	37,360	81,460	6,044
Exports of Indian Produce, &c.					
Jute, Raw . . . . .	1,707,330	1,337,440	1,636,140	663,450	44,560
Other Articles . . . . .	2,108,930	380,520	424,780	858,960	66,747
<b>TOTAL</b> . . . . .	<b>3,816,260</b>	<b>1,717,960</b>	<b>2,060,920</b>	<b>1,522,410</b>	<b>111,307</b>
<b>SWEDEN.</b>					
Imports therefrom					
Iron and Steel . . . . .	338,550	571,400	655,500	489,140	17,171
Matches . . . . .	148,980	298,940	597,440	599,770	23,096
Other Articles . . . . .	116,920	81,170	75,010	43,690	5,959
<b>TOTAL</b> . . . . .	<b>604,450</b>	<b>951,510</b>	<b>1,328,150</b>	<b>1,132,600</b>	<b>46,226</b>
Exports of Indian Produce, &c .					
Miscellaneous Articles . . . . .	166,430	196,820	114,260	184,110	3,471
<b>ABYSSINIA</b>					
Imports therefrom :					
Miscellaneous Articles . . . . .	75,170	63,260	132,700	43,890	5,272
Exports of Foreign Merchandise :					
Miscellaneous Articles . . . . .	281,460	239,890	7,570	53,430	3,679
Exports of Indian Produce, &c .					
Grain and Pulse . . . . .	1,209,270	1,117,220	793,470	2,247,970	88,372
Other Articles . . . . .	854,150	600,360	34,500	368,460	20,689
<b>TOTAL</b> . . . . .	<b>2,063,420</b>	<b>1,717,580</b>	<b>827,970</b>	<b>2,616,430</b>	<b>109,052</b>
<b>CAPE COLONY.</b>					
Imports therefrom :					
Miscellaneous Articles . . . . .	13,360	79,310	21,530	12,050	876
Exports of Foreign and Indian Produce, &c. :					
Jute, Gunny Bags . . . . .	2,060,650	1,833,580	1,267,440	796,770	89,802
Rice . . . . .	911,950	960,940	732,440	1,082,650	65,546
Other Articles . . . . .	511,460	638,290	929,640	835,100	39,709
<b>TOTAL</b> . . . . .	<b>3,484,060</b>	<b>3,432,720</b>	<b>2,929,520</b>	<b>2,714,520</b>	<b>195,057</b>

## No. 14—continued.

TRADE with PRINCIPAL COUNTRIES, distinguishing PRINCIPAL ARTICLES; QUANTITIES—continued.

ARTICLES.	1895-6.	1896-7.	1897-8.	1898-9.	1899 1900
EGYPT					
Imports therefrom -					
Cotton, Raw - - - - - Cwts.	40,391	23,550	23,307	8,956	42,219
Salt - - - - - Tons	31,208	33,002	21,785	30,464	25,578
Other Articles - - - - -	—	—	—	—	—
Exports of Foreign Merchandise:					
Miscellaneous Articles - - - - -	—	—	—	—	—
Exports of Indian Produce, &c.:					
Indigo - - - - - Cwt.	13,995	12,492	14,659	14,403	12,940
Jute, Raw - - - - - "	43,529	273,449	—	98,839	85,286
" Gunny Bags - - - - - No.	5,338,150	7,659,700	7,281,800	8,874,750	5,697,850
Rice - - - - - Cwt.	10,772,863	10,046,418	8,125,117	11,685,750	11,390,463
Wheat - - - - - "	1,514,275	675	23	3,139,440	933,777
Wool - - - - - "	—	—	—	—	—
Other Articles - - - - -	—	—	—	—	—
MAURITIUS.					
Imports therefrom					
Sugar - - - - - Cwt.	1,571,993	1,666,845	1,778,016	2,104,111	1,773,346
Other Articles - - - - -	—	—	—	—	—
Exports of Foreign Merchandise:					
Miscellaneous Articles - - - - -	—	—	—	—	—
Exports of Indian Produce, &c.:					
Grain and Pulse.					
Rice - - - - - Cwt	1,403,254	1,234,207	1,116,332	1,595,342	1,120,558
Wheat-flour - - - - - "	192,610	146,679	125,830	151,359	109,249
Other sorts - - - - - "	470,473	335,477	254,607	321,295	306,277
Other Articles - - - - -	—	—	—	—	—
MOZAMBIQUE.					
Imports therefrom					
Miscellaneous Articles - - - - -	—	—	—	—	—
Exports of Foreign Merchandise.					
Cotton Manufactures - - - - -	—	—	—	—	—
Other Articles - - - - -	—	—	—	—	—
Exports of Indian Produce, &c.:					
Cotton Manufactures - - - - -	—	—	—	—	—
Other Articles - - - - -	—	—	—	—	—
NATAL.					
Imports therefrom					
Miscellaneous Articles - - - - -	—	—	—	—	—
Exports of Foreign and Indian Produce, &c					
Rice - - - - - Cwt	179,198	301,123	137,915	303,376	300,021
Jute, Gunny Bags - - - - - No.	2,461,992	2,389,800	2,261,500	2,457,750	3,244,350
Other Articles - - - - -	—	—	—	—	—

## No. 15—continued.

TRADE with PRINCIPAL COUNTRIES, distinguishing PRINCIPAL ARTICLES, VALUES—continued.

ARTICLES	1895-6.	1896-7.	1897-8	1898-9.	1899-1900.
<b>EGYPT.</b>					
Imports therefrom:	<i>Rupees.</i>	<i>Rupees.</i>	<i>Rupees</i>	<i>Rupees.</i>	<i>£</i>
Cotton, Raw . . . . .	1,167,120	705,920	591,900	196,350	77,499
Salt . . . . .	423,070	633,730	298,530	414,650	23,013
Other Articles . . . . .	917,730	657,580	1,017,850	646,080	46,772
<b>TOTAL</b> . . . . .	<b>2,507,920</b>	<b>1,997,230</b>	<b>1,908,280</b>	<b>1,257,080</b>	<b>147,284</b>
Exports of Foreign Merchandise:					
Miscellaneous Articles . . . . .	313,160	232,860	226,910	180,300	8,925
Exports of Indian Produce, &c.					
Indigo . . . . .	3,165,040	2,832,920	3,348,270	3,239,090	193,501
Jute, Raw . . . . .	395,520	2,731,900	0	287,100	47,760
" Gunny Bags . . . . .	1,973,170	2,612,330	2,303,810	2,822,290	127,250
Rice . . . . .	36,722,690	37,205,490	29,360,370	41,181,900	2,601,462
Wheat . . . . .	6,087,670	3,350	160	15,741,450	243,867
Wool . . . . .	779,400	518,560	1,114,320	671,930	5,128
Other Articles . . . . .	2,633,920	2,631,000	3,546,460	4,527,040	358,734
<b>TOTAL</b> . . . . .	<b>51,757,410</b>	<b>48,535,610</b>	<b>39,473,390</b>	<b>68,470,800</b>	<b>3,580,702</b>
<b>MAURITIUS.</b>					
Imports therefrom:					
Sugar . . . . .	16,870,470	17,535,910	16,410,370	19,181,100	1,068,222
Other Articles . . . . .	342,920	540,400	420,340	412,350	30,308
<b>TOTAL</b> . . . . .	<b>17,213,390</b>	<b>18,076,310</b>	<b>16,830,710</b>	<b>19,593,450</b>	<b>1,098,530</b>
Exports of Foreign Merchandise:					
Miscellaneous Articles . . . . .	1,420,490	1,021,160	733,850	555,580	40,938
Exports of Indian Produce, &c.					
Grain and Pulse:					
Rice . . . . .	5,559,090	6,325,480	6,445,410	7,908,150	365,836
Wheat-flour . . . . .	1,232,960	1,083,160	1,091,210	1,172,670	49,476
Other Sorts . . . . .	1,695,540	1,365,660	1,436,490	1,406,130	75,770
Other Articles . . . . .	2,439,780	2,484,960	2,268,010	2,223,920	157,142
<b>TOTAL</b> . . . . .	<b>10,927,370</b>	<b>11,259,260</b>	<b>11,242,020</b>	<b>12,710,870</b>	<b>648,224</b>
<b>MOZAMBIQUE</b>					
Imports therefrom:					
Miscellaneous Articles . . . . .	321,340	262,030	352,300	124,020	18,951
Exports of Foreign Merchandise:					
Cotton Manufactures . . . . .	606,600	631,590	847,820	605,670	42,890
Other Articles . . . . .	532,250	429,120	356,850	339,360	26,337
<b>TOTAL</b> . . . . .	<b>1,138,850</b>	<b>1,060,710</b>	<b>1,204,670</b>	<b>945,030</b>	<b>69,227</b>
Exports of Indian Produce, &c.					
Cotton Manufactures . . . . .	775,160	624,700	604,760	550,880	47,161
Other Articles . . . . .	843,590	1,139,250	487,100	644,630	49,035
<b>TOTAL</b> . . . . .	<b>1,618,750</b>	<b>1,763,950</b>	<b>1,091,860</b>	<b>1,195,510</b>	<b>96,196</b>
<b>NATAL.</b>					
Imports therefrom:					
Miscellaneous Articles . . . . .	62,450	17,960	60,900	41,800	4,005
Exports of Foreign and Indian Produce, &c.					
Rice . . . . .	834,920	1,638,490	923,700	1,788,660	109,413
Jute, Gunny Bags . . . . .	586,640	601,590	499,890	491,530	48,263
Other Articles . . . . .	1,317,580	2,142,440	1,596,640	1,566,360	89,535
<b>TOTAL</b> . . . . .	<b>2,739,140</b>	<b>4,382,520</b>	<b>3,020,230</b>	<b>3,846,550</b>	<b>247,211</b>

## TRADE with PRINCIPAL COUNTRIES, distinguishing PRINCIPAL ARTICLES, QUANTITIES—continued

ARTICLES	1895-6.	1896-7	1897-8.	1898-9	1899 1900
REUNION					
Imports therefrom					
Miscellaneous Articles - - - - -	—	—	—	—	—
Exports of Foreign and Indian Produce, &c					
Rice - - - - - Cwt	367,388	348,543	149,193	253,027	188,640
Other Articles - - - - -	—	—	—	—	—
ZANZIBAR.					
Imports therefrom					
Ivory, Unmanufactured - - - - - Lbs	115,456	136,042	108,328	86,778	52,034
Spices (mainly Betelnuts) - - - - - "	9,102,380	5,088,903	3,810,023	7,657,378	7,814,431
Other Articles - - - - -	—	—	—	—	—
Exports of Foreign Merchandise					
Cotton Manufactures - - - - -	—	—	—	—	—
Other Articles - - - - -	—	—	—	—	—
Exports of Indian Produce, &c					
Cotton Manufactures - - - - -	—	—	—	—	—
Gram and Pulse					
Rice - - - - - Cwt	412,366	335,128	356,433	921,520	458,462
Other Sorts - - - - - "	77,341	63,588	63,713	415,977	111,983
Other Articles - - - - -	—	—	—	—	—
UNITED STATES					
Imports therefrom					
Cotton Piece Goods - - - - - Yards	2,889,632	5,140,967	10,552,971	6,015,276	4,343,568
Iron and Steel - - - - - Cwt	825	244	7,127	89,428	170,996
Oils, Mineral - - - - - Gals	23,239,340	19,312,244	25,967,322	23,602,079	15,043,622
Other Articles - - - - -	—	—	—	—	—
Exports of Foreign Merchandise					
Miscellaneous Articles - - - - -	—	—	—	—	—
Exports of Indian Produce					
Chemicals Saltpetre - - - - - Cwt	126,251	137,663	107,081	80,723	103,257
Indigo - - - - - "	21,094	22,492	21,643	20,390	11,860
Hides and Skins					
Raw - - - - - "	172,286	120,219	211,995	198,525	491,639
Dressed or Tanned - - - - - "	58,931	49,112	40,244	34,558	40,868
Jute Raw - - - - - "	1,577,377	1,272,496	2,173,655	1,300,930	1,714,231
" Gunny Bags - - - - - No.	30,821,460	22,910,400	39,004,800	23,793,080	15,975,400
" Cloth - - - - - Yards	81,783,876	111,603,731	179,118,500	195,657,400	194,992,909
Lac (chiefly Shell) - - - - - Cwt	46,877	43,057	53,700	60,915	80,661
Oils, Vegetable - - - - - Gals	1,445,567	645,214	321,208	584,146	697,108
Tea - - - - - Lbs	581,329	784,962	929,704	1,413,624	2,744,854
Other Articles - - - - -	—	—	—	—	—
WEST INDIES					
Imports therefrom					
Miscellaneous Articles - - - - -	—	—	—	—	—
Exports of Foreign and Indian Produce, &c					
Rice - - - - - Cwt.	234,339	179,136	66,570	252,274	151,642
Linseed - - - - - "	104,189	71,173	89,347	21,826	76,558
Other Articles - - - - -	—	—	—	—	—

## No. 15—continued.

TRADE with PRINCIPAL COUNTRIES, distinguishing PRINCIPAL ARTICLES, VALUES—continued.

ARTICLES.	1895-6.	1896-7.	1897-8.	1898-9	1899-1900.
<b>REUNION</b>					
Imports therefrom .	<i>Rupces</i>	<i>Rupces.</i>	<i>Rupces</i>	<i>Rupces</i>	£
Miscellaneous Articles . . . . .	520	450	16,760	6,900	287
Exports of Foreign and Indian Produce, &c. :					
Rice . . . . .	1,533,290	1,851,380	903,600	1,093,970	49,295
Other Articles . . . . .	389,250	400,590	159,850	269,610	16,727
<b>TOTAL . . . . .</b>	<b>1,922,540</b>	<b>2,251,970</b>	<b>1,063,450</b>	<b>1,363,580</b>	<b>66,022</b>
<b>ZANZIBAR.</b>					
Imports therefrom					
Ivory, Unmanufactured . . . . .	674,250	794,750	588,960	515,220	19,144
Spices (mainly Betelnuts) . . . . .	1,450,270	807,730	564,410	1,612,800	116,988
Other Articles . . . . .	428,300	448,070	403,180	220,550	26,597
<b>TOTAL . . . . .</b>	<b>2,552,820</b>	<b>2,050,550</b>	<b>1,556,550</b>	<b>2,348,570</b>	<b>162,729</b>
Exports of Foreign Merchandise :					
Cotton Manufactures . . . . .	1,393,710	1,412,150	1,362,020	1,294,310	77,430
Other Articles . . . . .	696,730	680,420	1,138,270	763,490	49,561
<b>TOTAL . . . . .</b>	<b>2,090,440</b>	<b>2,092,570</b>	<b>2,500,290</b>	<b>2,057,800</b>	<b>126,991</b>
Exports of Indian Produce, &c					
Cotton Manufactures . . . . .	1,695,450	1,983,970	1,588,720	1,483,600	92,745
Grain and Pulse . . . . .					
Rice . . . . .	2,160,590	1,943,170	1,972,990	4,402,880	130,684
Other Sorts . . . . .	264,520	419,400	516,030	1,024,160	43,073
Other Articles . . . . .	970,040	1,055,440	1,241,060	1,524,080	88,911
<b>TOTAL . . . . .</b>	<b>5,090,600</b>	<b>5,401,980</b>	<b>5,318,800</b>	<b>8,434,720</b>	<b>355,413</b>
<b>UNITED STATES.</b>					
Imports therefrom :					
Cotton Piece Goods . . . . .	587,530	954,080	1,788,930	912,790	51,173
Iron and Steel . . . . .	5,650	4,720	35,780	466,090	70,850
Oils, Mineral . . . . .	9,633,710	9,073,910	10,805,200	9,549,190	469,189
Other Articles . . . . .	1,167,490	4,636,780	1,680,840	2,698,620	236,861
<b>TOTAL . . . . .</b>	<b>11,394,380</b>	<b>14,669,490</b>	<b>14,310,750</b>	<b>13,626,690</b>	<b>828,073</b>
Exports of Foreign Merchandise :					
Miscellaneous Articles . . . . .	63,420	47,920	13,860	31,140	3,047
Exports of Indian Produce .					
Chemicals : Saltpetre . . . . .	1,604,230	1,552,940	986,910	727,840	62,972
Indigo . . . . .	6,138,840	5,718,270	5,166,370	4,066,410	208,758
Hides and Skins :					
Raw . . . . .	12,187,060	8,252,010	13,461,640	14,229,010	1,950,240
Dressed or Tanned . . . . .	8,339,770	6,996,190	5,407,390	4,167,620	377,198
Jute : Raw . . . . .	8,634,420	6,590,860	8,580,550	5,941,600	717,086
" Gunny Bags . . . . .	4,077,460	3,102,540	4,868,340	2,499,620	126,964
" Cloth . . . . .	7,727,560	10,261,030	15,102,290	16,015,330	1,098,852
Lac (chiefly Shell) . . . . .	4,541,470	2,945,070	2,754,160	2,969,240	257,739
Oils, Vegetable . . . . .	1,921,680	852,680	375,900	673,590	53,516
Tea . . . . .	345,850	443,850	526,050	534,880	65,281
Other Articles . . . . .	3,557,210	1,421,620	1,517,490	2,016,770	157,980
<b>TOTAL . . . . .</b>	<b>59,075,550</b>	<b>48,137,060</b>	<b>58,747,090</b>	<b>53,841,910</b>	<b>5,076,586</b>
<b>WEST INDIES.</b>					
Imports therefrom :					
Miscellaneous Articles . . . . .	120	640	900	3,860	240
Exports of Foreign and Indian Produce, &c. :					
Rice . . . . .	1,056,980	1,015,370	393,610	1,226,290	45,324
Linseed . . . . .	893,190	441,530	541,460	119,050	28,931
Other Articles . . . . .	184,200	81,360	95,290	249,250	12,687
<b>TOTAL . . . . .</b>	<b>2,134,370</b>	<b>1,538,260</b>	<b>1,030,360</b>	<b>1,594,590</b>	<b>86,942</b>

## TRADE with PRINCIPAL COUNTRIES, distinguishing PRINCIPAL ARTICLES, QUANTITIES—continued

ARTICLES.	1895-6.	1896-7.	1897-8.	1898-9.	1899-1900.
ARGENTINE REPUBLIC					
Exports of Indian Produce, &c					
Jute, Gunny Cloth - - - - - Yds	2,722,500	24,961,900	31,253,500	44,292,800	53,039,300
Other Articles - - - - -	—	—	—	—	—
BRAZIL					
Imports therefrom .					
Miscellaneous Articles - - - - -	—	—	—	—	—
Exports of Indian Produce, &c					
Rice - - - - - Cwt	1,636,804	1,661,884	2,218,536	1,053,635	1,339,437
Other Articles - - - - -	—	—	—	—	—
BRITISH GUIANA					
Exports of Foreign and Indian Produce, &c					
Rice - - - - - Cwt.	141,297	161,059	131,691	177,603	132,640
Other Articles - - - - -	—	—	—	—	—
CHILE					
Exports of Indian Produce, &c					
Jute, Gunny Bags - - - - - No.	13,502,800	14,082,400	10,535,600	13,639,900	16,353,900
Rice - - - - - Cwt.	54,836	—	128,139	133,098	114,252
Other Articles - - - - -	—	—	—	—	—
ADEN					
Imports therefrom .					
Salt - - - - - Tons	26,105	40,663	46,209	32,321	42,802
Other Articles - - - - -	—	—	—	—	—
Exports of Foreign Merchandise .					
Cotton Manufactures - - - - -	—	—	—	—	—
Other Articles - - - - -	—	—	—	—	—
Exports of Indian Produce, &c					
Cotton, Twist and Yarn - - - - - Lbs	1,572,540	1,551,006	2,053,444	1,687,304	2,502,068
Cotton Manufactures - - - - -	—	—	—	—	—
Grain and Pulse					
Jawar and Bajra - - - - - Cwt.	203,221	236,000	250,282	710,181	247,896
Rice - - - - - "	239,687	234,648	254,845	326,384	396,712
Wheat Flour - - - - - "	114,016	120,509	113,522	155,918	139,444
Tobacco - - - - - Lbs.	7,378,575	6,358,153	3,579,278	7,225,156	4,124,584
Other Articles - - - - -	—	—	—	—	—

## No. 15—continued.

## TRADE with PRINCIPAL COUNTRIES, distinguishing PRINCIPAL ARTICLES, VALUES—continued

ARTICLES.	1895-6.	1896-7	1897-8.	1898-9.	1899-1900.
<b>ARGENTINE REPUBLIC.</b>					
Exports of Indian Produce, &c. :	<i>Rupees</i>	<i>Rupees.</i>	<i>Rupees</i>	<i>Rupees</i>	£
Jute, Gunny Cloth - - - - -	283,170	2,585,300	3,095,100	3,780,190	320,581
Other Articles - - - - -	188,330	303,060	402,260	216,930	20,935
<b>TOTAL - - - - -</b>	<b>471,500</b>	<b>2,888,360</b>	<b>3,497,360</b>	<b>3,997,120</b>	<b>341,516</b>
<b>BRAZIL.</b>					
Imports therefrom :					
Miscellaneous Articles - - - - -	28,170	360	5,330	2,620	63
Exports of Indian Produce, &c.					
Rice - - - - -	6,762,770	7,553,240	9,976,060	4,670,110	382,346
Other Articles - - - - -	0	0	4,830	0	0
<b>TOTAL - - - - -</b>	<b>6,762,770</b>	<b>7,553,240</b>	<b>9,981,490</b>	<b>4,670,110</b>	<b>382,346</b>
<b>BRITISH GUIANA.</b>					
Exports of Foreign and Indian Produce, &c. :					
Rice - - - - -	596,690	775,740	831,280	912,310	40,418
Other Articles - - - - -	611,280	343,790	197,530	160,460	35,152
<b>TOTAL - - - - -</b>	<b>1,207,970</b>	<b>1,119,530</b>	<b>1,028,810</b>	<b>1,072,770</b>	<b>75,570</b>
<b>CHILE.</b>					
Exports of Indian Produce, &c					
Jute, Gunny Bags - - - - -	2,567,240	2,517,800	1,657,550	1,849,960	176,098
Rice - - - - -	241,720	0	534,200	534,930	27,703
Other Articles - - - - -	54,260	29,660	13,150	5,910	1,754
<b>TOTAL - - - - -</b>	<b>2,863,220</b>	<b>2,547,460</b>	<b>2,204,900</b>	<b>2,390,800</b>	<b>205,555</b>
<b>ADEN.</b>					
Imports therefrom :					
Salt - - - - -	344,960	590,480	634,120	460,410	40,285
Other Articles - - - - -	915,030	777,780	897,670	693,010	58,774
<b>TOTAL - - - - -</b>	<b>1,259,990</b>	<b>1,368,260</b>	<b>1,531,790</b>	<b>1,153,420</b>	<b>99,059</b>
Exports of Foreign Merchandise					
Cotton Manufactures - - - - -	1,079,140	749,470	780,230	767,550	61,488
Other Articles - - - - -	822,180	816,110	705,620	644,720	44,725
<b>TOTAL - - - - -</b>	<b>1,901,320</b>	<b>1,565,580</b>	<b>1,485,850</b>	<b>1,412,270</b>	<b>96,213</b>
Exports of Indian Produce, &c. :					
Cotton, Twist and Yarn - - - - -	59,353	583,340	737,880	537,610	50,351
Cotton Manufactures - - - - -	2,248,060	1,667,590	1,942,640	1,612,850	125,175
Gram and Pulse					
Jawar and Bajra - - - - -	639,930	834,560	1,037,040	2,515,150	57,032
Rice - - - - -	1,056,210	1,304,820	1,562,250	1,747,730	131,330
Wheat Flour - - - - -	678,470	834,750	929,210	1,109,700	65,390
Tobacco - - - - -	911,490	803,100	468,450	907,350	35,508
Other Articles - - - - -	2,396,240	2,615,840	2,274,720	2,215,010	124,876
<b>TOTAL - - - - -</b>	<b>7,612,440</b>	<b>7,840,900</b>	<b>8,483,740</b>	<b>10,645,400</b>	<b>589,662</b>



TRADE WITH PRINCIPAL COUNTRIES, distinguishing PRINCIPAL ARTICLES ; QUANTITIES—*continued.*

ARTICLES	1895-6	1896-7.	1897-8.	1898 9.	1899-1900.
ARABIA					
Imports therefrom					
Precious Stones and Pearls (unset) - - -	—	—	—	—	—
Provisions (mainly Dates) - - - - -	—	—	—	—	—
Other Articles - - - - -	—	—	—	—	—
Exports of Foreign Merchandise					
Cotton Manufactures - - - - -	—	—	—	—	—
Other Articles - - - - -	—	—	—	—	—
Exports of Indian Produce &c.					
Cotton Manufactures - . . . . .	—	—	—	—	—
Grain and Pulse .					
Rice - - - - - Cwt.	784,222	735,489	857,619	1,684,438	842,279
Other Sorts - - - - - „	311,177	208,817	290,540	653,829	207,731
Other Articles - - - - -	—	—	—	—	—
CEYLON					
Imports therefrom					
Cocanut Oil - - - - - Gals.	405,642	1,561,924	2,600,819	1,407,599	902,900
Spices (chiefly Betelnuts) - - - Lbs	10,945,230	12,756,751	13,401,961	11,568,195	10,838,343
Tea - - - - - „	997,925	748,127	1,059,716	1,108,686	570,161
Other Articles - - - - -	—	—	—	—	—
Exports of Foreign Merchandise .					
Miscellaneous Articles - - - - -	—	—	—	—	—
Exports of Indian Produce, &c. :					
Animals, Living - - - - - No	120,762	119,479	169,291	165,643	246,373
Coal and Coke - - - - - Tons	49,166	93,635	105,039	215,132	181,512
Cotton Manufactures - - - - -	—	—	—	—	—
Grain and Pulse :					
Rice - - - - - Cwt.	5,155,546	4,337,488	5,022,988	5,515,172	5,550,789
Other - - - - - „	278,769	235,093	233,543	251,107	221,961
Provisions - - - - -	—	—	—	—	—
Seeds - - - - - Cwt.	64,423	56,913	79,456	74,026	61,924
Spices - - - - - Lbs.	5,404,187	4,710,480	6,455,535	7,280,756	5,909,808
Wood (chiefly Teak) - - - - -	—	—	—	—	—
Other Articles - - - - -	—	—	—	—	—

## No. 15—continued.

## TRADE with PRINCIPAL COUNTRIES, distinguishing PRINCIPAL ARTICLES, VALUES—continued.

ARTICLES.	1895-6.	1896-7	1897-8.	1898-9.	1899-1900.
ARABIA.					
Imports therefrom	<i>Rupees.</i>	<i>Rupees.</i>	<i>Rupees</i>	<i>Rupees.</i>	£.
Precious Stones and Pearls (unset) - - - - -	2,903,570	2,551,240	2,151,900	1,817,150	361,849
Provisions (mainly Dates) - - - - -	1,554,960	1,387,940	1,357,450	1,589,350	114,225
Other Articles - - - - -	1,186,270	1,007,720	1,485,360	1,031,440	62,743
TOTAL - - -	5,644,800	4,946,900	4,994,710	4,437,940	538,817
Exports of Foreign Merchandise					
Cotton Manufactures - - - - -	2,163,200	1,545,430	1,804,000	1,456,770	98,226
Other Articles - - - - -	1,968,500	1,525,440	1,300,480	1,131,190	70,533
TOTAL - - -	4,131,700	2,070,870	3,104,480	2,587,960	168,759
Exports of Indian Produce, &c					
Cotton Manufactures - - - - -	668,940	555,540	508,860	430,770	32,194
Grain and Pulse					
Rice - - - - -	3,656,680	4,219,720	5,088,990	8,204,660	274,332
Other Sorts - - - - -	1,532,190	1,173,600	1,627,210	2,857,120	70,596
Other Articles - - - - -	2,665,600	1,890,450	1,418,070	1,478,310	75,797
TOTAL - - -	8,523,410	7,839,310	8,643,130	12,970,860	452,919
CEYLON					
Imports therefrom					
Cocoonut Oil - - - - -	613,730	2,269,100	3,765,860	1,967,550	84,741
Spices (chiefly Betelnuts) - - - - -	1,482,240	1,579,980	1,997,970	1,814,120	94,207
Tea - - - - -	510,110	381,860	530,260	480,590	16,081
Other Articles - - - - -	2,811,620	2,595,490	4,417,330	2,757,790	214,711
TOTAL - - -	5,417,700	6,826,430	10,711,420	7,020,050	409,740
Exports of Foreign Merchandise					
Miscellaneous Articles - - - - -	1,723,760	1,347,760	1,007,490	1,028,580	77,864
Exports of Indian Produce, &c.					
Animals, Living - - - - -	701,470	852,340	963,820	836,040	79,555
Coal and Coke - - - - -	522,500	974,750	1,067,940	2,176,470	129,045
Cotton Manufactures - - - - -	2,354,650	1,894,250	2,403,920	2,114,310	167,154
Gram and Pulse					
Rice - - - - -	22,953,400	18,824,570	24,565,420	27,627,690	1,780,979
Other - - - - -	1,322,150	1,294,070	1,442,090	1,320,690	76,243
Provisions - - - - -	1,588,410	1,296,040	1,595,330	1,156,970	112,916
Seeds - - - - -	680,140	783,870	1,300,030	578,700	30,198
Spices - - - - -	489,630	412,400	960,030	824,040	35,554
Wood (chiefly Teak) - - - - -	416,670	641,890	901,020	622,170	56,605
Other Articles - - - - -	3,971,800	4,125,650	4,778,290	4,815,050	316,592
TOTAL - - -	35,000,820	31,099,830	39,977,890	42,072,120	2,784,841

## TRADE with PRINCIPAL COUNTRIES, distinguishing PRINCIPAL ARTICLES; QUANTITIES—continued

ARTICLES	1895-6.	1896-7.	1897-8.	1898-9	1899-1900
<b>CHINA—HONGKONG</b>					
Imports therefrom					
Drugs, Medicines, and Narcotics - - - -	—	—	—	—	—
Silk					
Raw - - - - - Lbs	1,515,500	1,544,972	1,199,321	1,193,043	803,667
Manufactures - - - - -	—	—	—	—	—
Sugar - - - - - Cwt	206,049	139,310	291,175	185,682	316,975
Other Articles - - - - -	—	—	—	—	—
Exports of Foreign Merchandise					
Provisions - - - - -	—	—	—	—	—
Other Articles - - - - -	—	—	—	—	—
Exports of Indian Produce, &c					
Chemicals (chiefly Saltpetre) - Cwt	121,077	73,951	74,977	97,232	95,209
Cotton					
Raw - - - - - „	59,122	102,459	115,866	144,790	128,069
Twist and Yarn - - - - - Lbs	95,101,571	106,782,042	114,026,650	128,621,701	107,631,420
Opium - - - - - Cwt	40,039	41,240	40,133	44,354	45,147
Jute Manufactures - - - - -	—	—	—	—	—
Other Articles - - - - -	—	—	—	—	—
<b>CHINA—TREATY PORTS.</b>					
Imports therefrom					
Silk :					
Raw - - - - - Lbs.	838,045	264,687	347,062	588,972	493,391
Manufactures - - - - -	—	—	—	—	—
Tea - - - - - Lbs.	5,167,977	5,778,491	1,314,337	1,429,034	1,698,547
Other Articles - - - - -	—	—	—	—	—
Exports of Foreign Merchandise					
Miscellaneous Articles - - - - -	—	—	—	—	—
Exports of Indian Produce					
Cotton					
Raw - - - - - Cwt.	456	60,821	35,153	138,711	156,517
Twist and Yarn - - - - - Lbs.	79,608,856	79,290,640	75,445,100	80,354,450	123,939,337
Piece Goods - - - - - Yds	18,641,446	14,044,011	4,409,988	3,837,386	6,051,556
Opium - - - - -	21,563	20,040	17,466	23,689	21,991
Other Articles - - - - -	—	—	—	—	—
<b>COCHIN-CHINA.</b>					
Imports therefrom					
Miscellaneous Articles - - - - -	—	—	—	—	—
Exports of Indian Produce, &c.					
Opium - - - - - Cwt.	2,127	3,901	1,026	1,993	1,834
Other Articles - - - - -	—	—	—	—	—

## TRADE with PRINCIPAL COUNTRIES, distinguishing PRINCIPAL ARTICLES; VALUES—continued.

ARTICLES.	1895-6.	1896-7.	1897-8.	1898-9	1899-1900
<b>CHINA—HONGKONG.</b>					
Imports therefrom :	<i>Rupees.</i>	<i>Rupees</i>	<i>Rupees</i>	<i>Rupees</i>	£
Drugs, Medicines, and Narcotics - - - -	985,000	810,690	948,910	981,950	56,076
Silk :					
Raw - - - - -	5,438,940	5,395,090	3,241,470	3,469,680	138,094
Manufactures - - - - -	3,674,760	2,582,700	2,629,050	2,151,720	106,394
Sugar - - - - -	2,661,900	1,791,510	3,348,380	2,098,500	243,676
Other Articles - - - - -	4,411,460	3,624,450	2,750,720	2,806,910	190,289
<b>TOTAL - - -</b>	<b>17,172,060</b>	<b>14,204,440</b>	<b>12,918,530</b>	<b>11,508,760</b>	<b>734,529</b>
Exports of Foreign Merchandise :					
Provisions - - - - -	717,610	584,380	710,650	793,900	48,418
Other Articles - - - - -	808,330	686,680	659,330	579,030	42,442
<b>TOTAL - - -</b>	<b>1,525,940</b>	<b>1,271,060</b>	<b>1,369,980</b>	<b>1,372,930</b>	<b>90,860</b>
Exports of Indian Produce, &c. :					
Chemicals (chiefly Saltpetre) - - - - -	1,656,940	835,560	847,790	1,075,980	66,295
Cotton :					
Raw - - - - -	1,484,130	2,422,480	2,686,090	3,166,220	200,543
Twist and Yarn - - - - -	33,425,880	38,157,220	38,611,930	38,342,950	2,045,645
Opium - - - - -	39,679,610	37,564,000	29,888,730	33,591,710	2,623,872
Jute Manufactures - - - - -	2,305,680	1,605,390	1,728,190	845,530	166,064
Other Articles - - - - -	2,425,400	1,932,060	1,820,430	2,393,300	197,960
<b>TOTAL - - -</b>	<b>80,977,640</b>	<b>82,516,710</b>	<b>75,583,160</b>	<b>79,415,690</b>	<b>5,300,379</b>
<b>CHINA—TREATY PORTS.</b>					
Imports therefrom :					
Silk :					
Raw - - - - -	3,944,400	1,231,310	1,560,110	2,632,000	157,086
Manufactures - - - - -	2,590,070	1,616,720	1,103,030	1,424,660	81,144
Tea - - - - -	3,775,860	3,995,650	942,620	765,770	57,105
Other Articles - - - - -	576,190	442,770	385,830	587,700	34,394
<b>TOTAL - - -</b>	<b>10,886,520</b>	<b>7,286,450</b>	<b>3,991,590</b>	<b>5,410,130</b>	<b>329,729</b>
Exports of Foreign Merchandise :					
Miscellaneous Articles - - - - -	185,930	95,510	73,500	86,840	9,075
Exports of Indian Produce :					
Cotton .					
Raw - - - - -	12,790	1,515,940	852,510	2,929,030	241,462
Twist and Yarn - - - - -	29,934,740	29,467,500	26,933,530	24,027,730	2,347,082
Piece Goods - - - - -	2,680,360	1,849,250	528,590	428,250	51,469
Opium - - - - -	23,858,570	21,236,450	16,658,600	20,013,040	1,405,056
Other Articles - - - - -	316,930	233,410	270,040	265,390	31,549
<b>TOTAL - - -</b>	<b>56,803,390</b>	<b>54,302,550</b>	<b>45,243,270</b>	<b>47,663,440</b>	<b>4,076,618</b>
<b>COCHIN-CHINA.</b>					
Imports therefrom :					
Miscellaneous Articles - - - - -	1,070	7,150	267,100	480	37,020
Exports of Indian Produce, &c. :					
Opium - - - - -	2,017,150	3,263,100	690,200	1,408,880	99,420
Other Articles - - - - -	21,690	28,910	73,460	41,840	3,907
<b>TOTAL - - -</b>	<b>2,038,840</b>	<b>3,292,010</b>	<b>763,660</b>	<b>1,450,720</b>	<b>103,327</b>

No. 14—*continued.*TRADE with PRINCIPAL COUNTRIES, distinguishing PRINCIPAL ARTICLES; QUANTITIES—*continued.*

ARTICLES	1895-6.	1896-7.	1897-8.	1898-9.	1899-1900
JAPAN					
Imports therefrom :					
Coal - - - - - Tons	10,588	56,882	14,213	32,231	86,938
Matches - - - - -	—	—	—	—	—
Metals - - - - - Cwt	19,157	19,019	12,167	16,253	2,987
Silk Manufactures - - - - - Yds	794,724	2,418,125	4,014,483	4,561,225	3,078,507
Other Articles - - - - -	—	—	—	—	—
Exports of Foreign Merchandise					
Miscellaneous Articles - - - - -	—	—	—	—	—
Exports of Indian Produce, &c					
Cotton					
Raw - - - - - Cwt	855,853	1,498,600	1,311,206	1,941,115	2,319,173
Twist and Yarn - - - - - Lbs	1,208,400	634,800	354,020	40,000	180,000
Indigo - - - - - Cwt	3,358	11,046	16,613	16,138	23,705
Rice - - - - - "	112,798	22	1,138,383	1,623,928	349,842
Other Articles - - - - -	—	—	—	—	—
JAVA					
Imports therefrom					
Sugar - - - - - Cwt	109,998	97,458	140,485	162,500	258,188
Other Articles (mainly Tea) - - - - -	—	—	—	—	—
Exports of Foreign Merchandise					
Miscellaneous Articles - - - - -	—	—	—	—	—
Exports of Indian Produce, &c					
Opium - - - - - Cwt.	1,099	1,174	813	806	520
Other Articles - - - - -	—	—	—	—	—
MEKRAN AND SONMIANI.					
Imports therefrom					
Provisions - - - - -	—	—	—	—	—
Other Articles - - - - -	—	—	—	—	—
Exports of Foreign and Indian Produce, &c.					
Grain and Pulse - - - - - Cwt	38,334	74,353	89,402	106,281	39,816
Other Articles - - - - -	—	—	—	—	—

## TRADE with PRINCIPAL COUNTRIES, distinguishing PRINCIPAL ARTICLES; VALUES—continued.

ARTICLES.	1895-6.	1896-7.	1897-8.	1898-9.	1899-1900.
<b>JAPAN.</b>					
Imports therefrom .	<i>Rupees.</i>	<i>Rupees.</i>	<i>Rupees.</i>	<i>Rupees.</i>	<i>£</i>
Coal - - - - -	161,570	836,510	203,350	496,910	84,135
Matches - - - - -	1,962,310	775,270	1,314,840	996,970	55,358
Metals - - - - -	806,640	802,570	493,460	671,320	10,805
Silk Manufactures - - - - -	657,940	1,593,380	2,417,970	2,454,130	116,807
Other Articles - - - - -	1,483,470	1,465,830	1,915,578	830,720	66,196
<b>TOTAL - - -</b>	<b>4,171,930</b>	<b>5,473,560</b>	<b>5,345,190</b>	<b>5,450,050</b>	<b>333,301</b>
Exports of Foreign Merchandise :					
Miscellaneous Articles - - - - -	299,470	183,280	154,770	224,500	13,220
Exports of Indian Produce, &c :					
Cotton :					
Raw - - - - -	24,424,350	37,603,320	32,562,060	41,147,760	3,730,422
Twist and Yarn - - - - -	460,020	249,380	129,090	15,000	3,833
Indigo - - - - -	717,040	2,275,650	3,444,430	3,321,590	351,718
Rice - - - - -	430,000	130	4,386,840	6,644,870	87,859
Other Articles - - - - -	1,862,950	630,380	1,057,390	1,026,650	50,611
<b>TOTAL - - -</b>	<b>27,894,360</b>	<b>40,758,860</b>	<b>41,579,810</b>	<b>52,155,870</b>	<b>4,224,443</b>
<b>JAVA.</b>					
Imports therefrom :					
Sugar - - - - -	1,313,980	992,560	1,754,860	1,702,400	170,692
Other Articles (mainly Tea) - - - - -	496,720	412,240	326,630	255,660	12,221
<b>TOTAL - - -</b>	<b>1,810,700</b>	<b>1,404,800</b>	<b>2,081,490</b>	<b>1,958,060</b>	<b>182,913</b>
Exports of Foreign Merchandise .					
Miscellaneous Articles - - - - -	64,330	52,520	34,260	18,570	1,467
Exports of Indian Produce, &c .					
Opium - - - - -	1,032,950	1,022,280	559,220	617,200	29,730
Other Articles - - - - -	1,432,190	310,370	679,980	278,940	17,537
<b>TOTAL - - -</b>	<b>2,465,140</b>	<b>1,332,650</b>	<b>1,239,200</b>	<b>891,140</b>	<b>47,267</b>
<b>MEKRAN AND SONMIANI.</b>					
Imports therefrom :					
Provisions - - - - -	501,970	255,650	372,290	340,120	20,910
Other Articles - - - - -	779,910	442,590	434,140	289,880	30,325
<b>TOTAL - - -</b>	<b>1,281,880</b>	<b>698,240</b>	<b>806,430</b>	<b>630,000</b>	<b>51,235</b>
Exports of Foreign and Indian Produce, &c. :					
Grain and Pulse - - - - -	141,900	315,440	360,970	331,820	12,193
Other Articles - - - - -	533,610	331,510	421,350	333,300	24,416
<b>TOTAL - - -</b>	<b>675,510</b>	<b>636,950</b>	<b>782,320</b>	<b>670,120</b>	<b>36,609</b>

## TRADE WITH PRINCIPAL COUNTRIES, distinguishing PRINCIPAL ARTICLES; QUANTITIES—continued

ARTICLES	1895-6.	1896-7.	1897-8.	1898-9.	1899-1900.
PERSIA.					
Imports therefrom - - - - -					
Precious Stones and Pearls (unset) - - - - -	—	—	—	—	—
Provisions - - - - -	—	—	—	—	—
Wool, Raw - - - - - Lbs	4,189,899	3,320,358	3,283,827	2,480,416	2,577,416
Other Articles - - - - -	—	—	—	—	—
Exports of Foreign Merchandise .					
Cotton Twist and Yarn - - - - - Lbs.	667,859	922,333	1,428,472	1,092,090	1,348,332
Cotton Manufactures - - - - -	—	—	—	—	—
Metals - - - - - Cwt	29,413	14,520	26,269	14,738	10,686
Sugar - - - - -	72,365	75,311	47,771	84,778	38,436
Tea - - - - - Lbs	2,252,814	2,387,319	1,259,871	2,112,935	1,195,759
Other Articles - - - - -	—	—	—	—	—
Exports of Indian Produce, &c					
Indigo - - - - - Cwt	5,014	3,663	7,473	6,389	3,466
Rice - - - - -	155,786	100,257	176,460	351,126	155,751
Tea - - - - - Lbs	3,188,099	1,993,823	1,464,394	3,456,791	1,953,900
Other Articles - - - - -	—	—	—	—	—
SIAM.					
Imports therefrom .					
Teak - - - - - Cubic Tons	23,785	13,099	13,382	7,722	9,364
Other Articles - - - - -	—	—	—	—	—
Exports of Foreign and Indian Produce, &c					
Miscellaneous Articles - - - - -	—	—	—	—	—
STRAITS SETTLEMENTS					
Imports therefrom					
Metals : Tin - - - - - Cwt	49,431	35,436	37,740	27,622	16,274
Provisions (chiefly Fish) - - - - -	—	—	—	—	—
Silk, Raw - - - - - Lbs	491,969	379,851	435,578	429,550	374,318
Spices Betelnuts - - - - - "	47,317,470	56,704,097	67,552,310	64,423,207	78,761,687
" Other - - - - - "	5,934,031	3,793,437	5,743,258	3,129,503	2,814,939
Sugar - - - - - Cwt	108,045	63,497	74,912	77,207	80,666
Other Articles - - - - -	—	—	—	—	—
Exports of Foreign Merchandise					
Cotton Manufactures - - - - -	—	—	—	—	—
Other Articles - - - - -	—	—	—	—	—
Exports of Indian Produce, &c .					
Cotton :					
Raw - - - - - Cwt	8,133	47,849	38,391	56,080	16,845
Twist and Yarn - - - - - Lbs	3,963,952	4,633,988	4,440,186	5,120,970	4,111,057
Manufactures - - - - -	—	—	—	—	—
Fodder, &c. - - - - -	—	—	—	—	—
Hides and Skins :					
Raw and Dressed - - - - - Cwt	31,631	31,571	8,650	6,493	4,500
Jute : Gunny Bags - - - - - No	21,886,682	20,234,575	16,096,250	24,239,410	21,346,586
Opium - - - - - Cwt	18,370	19,196	18,026	21,379	22,868
Provisions - - - - -	—	—	—	—	—
Rice - - - - - Cwt.	6,421,007	3,746,988	3,364,846	5,537,559	4,235,067
Other Articles - - - - -	—	—	—	—	—

## No. 15—continued.

## TRADE WITH PRINCIPAL COUNTRIES, distinguishing PRINCIPAL ARTICLES, VALUES—continued.

ARTICLES.	1895-6.	1896-7	1897-8.	1898-9.	1899-1900.
<b>PERSIA.</b>					
Imports therefrom .	<i>Rupees.</i>	<i>Rupees.</i>	<i>Rupees.</i>	<i>Rupees</i>	<i>£</i>
Precious Stones and Pearls (un-set) - - - -	2,882,350	2,412,900	1,891,970	1,676,030	232,067
Provisions - - - - -	2,205,280	1,602,440	1,717,980	1,618,440	128,493
Wool, Raw - - - - -	1,290,050	1,042,990	956,430	740,140	47,346
Other Articles - - - - -	2,350,300	1,801,500	2,352,740	1,804,920	144,049
<b>TOTAL - - -</b>	<b>8,727,980</b>	<b>6,859,830</b>	<b>6,919,120</b>	<b>5,839,530</b>	<b>551,955</b>
<b>Exports of Foreign Merchandise</b>					
Cotton Twist and Yarn - - - - -	398,300	554,910	805,370	554,280	46,507
Cotton Manufactures - - - - -	6,268,210	4,486,910	4,453,990	4,535,110	272,810
Metals - - - - -	544,520	318,080	462,170	274,570	14,934
Sugar - - - - -	870,720	909,050	544,470	929,060	29,171
Tea - - - - -	1,858,150	1,928,310	1,047,820	1,319,580	49,573
Other Articles - - - - -	1,074,620	991,670	1,307,730	953,820	83,945
<b>TOTAL - - -</b>	<b>11,014,520</b>	<b>9,188,930</b>	<b>8,621,550</b>	<b>8,566,420</b>	<b>496,940</b>
<b>Exports of Indian Produce, &amp; c :</b>					
Indigo - - - - -	906,850	673,020	1,316,820	1,086,480	36,408
Rice - - - - -	716,700	624,620	1,065,420	1,805,850	52,015
Tea - - - - -	2,240,010	1,318,540	877,730	1,686,970	60,210
Other Articles - - - - -	2,266,310	1,554,990	2,159,590	2,474,100	95,329
<b>TOTAL - - -</b>	<b>6,129,870</b>	<b>4,171,170</b>	<b>5,419,560</b>	<b>7,053,400</b>	<b>243,962</b>
<b>SIAM.</b>					
Imports therefrom .					
Teak - - - - -	1,540,700	941,060	1,018,510	575,560	49,631
Other Articles - - - - -	37,050	19,930	26,180	22,590	14,322
<b>TOTAL - - -</b>	<b>1,577,750</b>	<b>960,990</b>	<b>1,044,690</b>	<b>598,150</b>	<b>63,953</b>
<b>Exports of Foreign and Indian Produce, &amp; c</b>					
Miscellaneous Articles - - - - -	410,190	398,660	460,580	423,950	26,877
<b>STRAITS SETTLEMENTS</b>					
<b>Imports therefrom :</b>					
Metals : Tin - - - - -	3,232,500	2,145,890	2,158,300	1,570,780	85,377
Provisions (chiefly Fish) - - - - -	2,824,730	2,786,310	3,371,120	3,303,910	194,567
Silk, Raw - - - - -	2,395,380	1,816,200	1,690,780	1,758,770	83,764
Spices : Betelnuts - - - - -	2,367,310	2,685,560	3,423,940	4,394,220	332,850
"    Other - - - - -	1,247,400	912,720	1,197,740	974,850	59,560
Sugar - - - - -	1,255,780	769,560	816,520	898,250	60,083
Other Articles - - - - -	7,429,100	7,304,980	11,439,880	716,132	474,180
<b>TOTAL - - -</b>	<b>20,752,200</b>	<b>18,421,220</b>	<b>24,098,280</b>	<b>20,062,100</b>	<b>1,290,381</b>
<b>Exports of Foreign Merchandise :</b>					
Cotton Manufactures - - - - -	2,630,620	2,226,400	1,893,630	2,259,700	131,642
Other Articles - - - - -	1,008,150	991,520	800,080	1,035,930	72,967
<b>TOTAL - - -</b>	<b>3,638,770</b>	<b>3,217,920</b>	<b>2,693,710</b>	<b>3,295,630</b>	<b>204,609</b>
<b>Exports of Indian Produce, &amp; c. :</b>					
<b>Cotton :</b>					
Raw - - - - -	186,630	1,041,730	842,660	939,810	21,810
Twist and Yarn - - - - -	1,703,610	1,994,510	1,797,160	1,800,720	98,124
Manufactures - - - - -	2,137,070	2,069,350	2,159,480	2,698,080	227,544
Fodder, & c. - - - - -	1,705,880	1,612,920	1,463,000	1,588,140	136,060
<b>Hides and Skins :</b>					
Raw and Dressed - - - - -	1,291,930	1,157,560	529,140	421,520	23,869
<b>Jute : Gunny Bags</b>					
Opium - - - - -	4,275,560	3,921,010	3,209,890	4,611,890	288,709
Provisions - - - - -	17,293,280	16,426,460	12,598,140	15,183,740	1,254,569
Rice - - - - -	972,090	1,112,540	953,700	1,201,570	64,788
Other Articles - - - - -	22,875,340	14,902,900	13,309,800	20,488,390	1,023,615
<b>TOTAL - - -</b>	<b>6,017,920</b>	<b>5,841,000</b>	<b>6,013,010</b>	<b>7,510,230</b>	<b>522,996</b>
<b>TOTAL - - -</b>	<b>58,459,310</b>	<b>50,079,980</b>	<b>42,935,980</b>	<b>56,444,090</b>	<b>3,662,084</b>



## TRADE with PRINCIPAL COUNTRIES, distinguishing PRINCIPAL ARTICLES; QUANTITIES—concluded

ARTICLES.	1895-6.	1896-7.	1897-8.	1898-9.	1899-1900
SUMATRA.					
Imports therefrom :					
Mineral Oil - - - - - Gals.	—	558,271	7,540,866	4,443,562	—
Other Articles - - - - -	—	—	—	—	—
Exports of Foreign and Indian Produce, &c.					
Miscellaneous Articles - - - - -	—	—	—	—	—
TURKEY IN ASIA.					
Imports therefrom :					
Grain and Pulse - - - - - Cwt.	243,430	396,727	189,895	22,977	405,794
Horses - - - - - No.	3,807	1,596	1,046	1,395	922
Provisions (chiefly Dates) - - - - -	—	—	—	—	—
Other Articles - - - - -	—	—	—	—	—
Exports of Foreign Merchandise :					
Cotton Manufactures - - - - -	—	—	—	—	—
Other Articles - - - - -	—	—	—	—	—
Exports of Indian Produce, &c. :					
Cotton Goods (including Twist and Yarn) - -	—	—	—	—	—
Indigo - - - - - Cwt	2,669	2,985	5,105	6,352	2,617
Jute, Gunny Bags - - - - - No.	4,885,910	4,765,235	3,759,805	3,511,054	3,057,050
Tea - - - - - Lbs.	1,356,350	1,981,197	1,336,970	2,598,281	2,149,414
Other Articles - - - - -	—	—	—	—	—
AUSTRALIA.					
Imports therefrom :					
Horses - - - - - No.	3,997	5,179	3,657	5,736	4,950
Copper - - - - - Cwt	7,093	16,574	21,281	—	—
Other Articles - - - - -	—	—	—	—	—
Exports of Foreign Merchandise :					
Miscellaneous Articles - - - - -	—	—	—	—	—
Exports of Indian Produce, &c. :					
Jute Manufactures - - - - -	—	—	—	—	—
Oils (chiefly Castor and Linseed) - - Gals.	680,161	661,195	786,934	880,195	773,569
Tea - - - - - Lbs.	6,774,652	6,155,895	6,792,654	6,306,135	8,362,797
Other Articles - - - - -	—	—	—	—	—

## No. 15—concluded.

TRADE with PRINCIPAL COUNTRIES, distinguishing PRINCIPAL ARTICLES ; VALUES—concluded.

ARTICLES.	1895-6.	1896-7.	1897-8	1898-9.	1899-1900.
<b>SUMATRA.</b>					
Imports therefrom :	<i>Rupees.</i>	<i>Rupees.</i>	<i>Rupees.</i>	<i>Rupees</i>	£
Mineral Oil - - - - -	0	254,480	3,289,780	1,344,290	0
Other Articles - - - - -	3,830	60	170	250,650	11,926
TOTAL - - -	3,830	254,540	3,289,950	1,594,940	11,926
Exports of Foreign and Indian Produce, &c. :					
Miscellaneous Articles - - - - -	9,120	32,760	33,150	3,390	5,104
<b>TURKEY IN ASIA.</b>					
Imports therefrom :					
Grain and Pulse - - - - -	919,440	1,695,200	897,230	94,540	116,160
Horses - - - - -	1,361,270	751,050	314,200	434,300	19,203
Provisions (chiefly Dates) - - - - -	2,271,860	1,050,650	1,533,740	702,490	148,114
Other Articles - - - - -	469,920	419,130	167,690	223,450	9,771
TOTAL - - -	5,022,490	3,916,030	2,912,860	1,454,780	293,248
Exports of Foreign Merchandise :					
Cotton Manufactures - - - - -	1,080,250	732,560	636,910	649,480	45,302
Other Articles - - - - -	1,247,730	1,198,520	736,370	807,090	53,917
TOTAL - - -	2,327,980	1,931,080	1,373,280	1,456,570	99,219
Exports of Indian Produce, &c. :					
Cotton Goods (including Twist and Yarn) - - -	722,390	902,120	633,650	581,500	42,765
Indigo - - - - -	753,920	854,260	1,279,900	1,541,740	43,344
Jute, Gunny Bags - - - - -	1,321,430	1,255,890	884,530	776,730	50,214
Tea - - - - -	736,300	900,480	637,040	1,036,030	55,907
Other Articles - - - - -	3,935,350	3,174,560	2,581,330	1,540,230	80,768
TOTAL - - -	7,469,390	7,087,310	6,016,450	5,476,230	272,998
<b>AUSTRALIA.</b>					
Imports therefrom .					
Horses - - - - -	1,356,420	2,649,400	1,723,300	2,536,400	149,700
Copper - - - - -	291,480	721,250	936,360	0	0
Other Articles - - - - -	687,530	1,156,110	684,640	720,630	141,164
TOTAL - - -	2,335,430	4,526,760	3,344,300	3,257,030	290,864
Exports of Foreign Merchandise :					
Miscellaneous Articles - - - - -	53,300	107,480	11,740	53,140	2,486
Exports of Indian Produce, &c. :					
Jute Manufactures - - - - -	6,998,770	6,569,990	7,679,340	7,968,400	692,521
Oils (chiefly Castor and Linseed) - - -	840,290	854,140	1,097,360	1,214,000	75,024
Tea - - - - -	2,961,910	2,522,340	2,512,570	2,113,480	198,725
Other Articles - - - - -	1,332,710	1,842,250	1,069,390	1,455,680	98,394
TOTAL - - -	12,133,680	11,788,760	12,358,660	12,819,560	1,064,664

## IMPORTS OF TREASURE FROM DIFFERENT COUNTRIES

COUNTRIES	1895-6.	1896-7.	1897-8	1898-9.	1899-1900.
<b>GOLD ·</b>	<i>Rupees</i>	<i>Rupees.</i>	<i>Rupees</i>	<i>Rupees</i>	£
UNITED KINGDOM - - - - -	3,260,2400	26,304,550	41,222,070	38,043,180	2,710,438
<b>BRITISH POSSESSIONS</b>					
Aden - - - - - { <i>Private</i>	192,950	386,740	190,920	624,320	45,288
- - - - - { <i>Government</i>	0	0	0	0	619
Cape Colony - - - - -	0	33,840	0	0	330,000
Ceylon - - - - -	47,260	10,370	2,306,910	4,202,540	472,427
China, Hong Kong	3,003,500	4,246,690	7,649,970	6,488,660	480,540
Straits Settlements	30,960	63,350	179,360	144,510	5,749
Mauritius - - - - -	27,330	0	820	7,720	0
Natal - - - - -	0	0	0	14,680	125,000
Australia - - - - -	5,634,410	3,037,150	7,802,400	22,436,890	1,601,089
	8,936,410	7,778,140	18,130,380	33,919,320	3,060,712
<b>FOREIGN COUNTRIES</b>					
Austria-Hungary - - - - -	26,370	209,560	46,030	403,620	7,453
France - - - - -	1,734,120	1,531,460	2,737,340	2,042,090	146,269
Germany - - - - -	1,710	0	0	2,430	382
Russia - - - - -	3,130	45,240	19,150	7,030	311
Arabia - - - - -	1,181,370	2,768,340	1,947,040	2,907,810	202,047
China, Treaty Ports	704,430	263,980	95,420	64,450	15,293
Japan - - - - -	0	0	0	30,530	1,204,146
Persia - - - - -	86,530	118,180	109,180	12,480	2,332
Turkey in Asia	212,500	160,260	246,370	291,780	9,415
Abyssinia - - - - -	29,440	23,140	8,390	42,490	0
Egypt - - - - -	4,514,170	5,422,460	8,104,790	10,584,000	271,178
Madagascar - - - - -	113,330	121,420	16,630	4,260	808
Mozambique - - - - -	45,520	15,130	0	0	600
Zanzibar - - - - -	100,990	147,590	129,430	45,070	198
Other Countries - - - - -	80	2,340	0	0	949
	8,753,890	10,829,100	13,459,770	16,438,040	1,861,381
<b>TOTAL VALUE - - - - -</b>	<b>50,292,700</b>	<b>44,911,790</b>	<b>72,812,220</b>	<b>88,400,540</b>	<b>7,632,531</b>
<b>QUANTITY OZ - - - - -</b>	<b>695,055</b>	<b>657,238</b>	<b>1,129,149</b>	<b>1,432,461</b>	<b>1,914,037</b>
<b>SILVER ·</b>					
UNITED KINGDOM - - - - -	57,328,570	61,173,030	100,908,720	58,303,650	5,590,756
<b>BRITISH POSSESSIONS ·</b>					
Malta - - - - -	500	0	0	0	0
Aden - - - - - { <i>Private</i>	10,970	488,110	835,800	2,187,110	25,555
- - - - - { <i>Government</i>	0	0	7,110	38,360	109
Ceylon - - - - -	2,756,290	4,454,870	3,720,520	3,083,380	108,584
China, Hong Kong	176,050	156,390	1,362,890	2,772,320	105,780
Straits Settlements	836,990	1,124,780	1,140,160	893,910	22,842
Mauritius - - - - - { <i>Private</i>	1,255,580	1,054,580	2,304,000	1,279,650	2,637
- - - - - { <i>Government</i>	0	4,110	0	0	0
Natal - - - - -	60	10	29,450	5,570	159
Australia - - - - -	13,558,460	12,363,260	11,292,190	7,202,920	210,245
	18,594,900	19,646,110	20,692,120	17,463,220	475,911
<b>FOREIGN COUNTRIES</b>					
Austria-Hungary - - - - -	1	2,630	17,790	72,460	19,737
France - - - - -	212,210	0	313,560	395,540	0
Germany - - - - -	20	0	0	650	0
Turkey in Europe	0	0	0	3,730	0
Arabia - - - - -	2,250,840	1,771,060	1,584,290	3,027,000	123,741
China, Treaty Ports	0	97,170	2,838,460	5,606,680	12,309
Japan - - - - -	1,338,830	10	93,500	1,070,630	32
Mekran and Somiani - - - - -	5,100	33,440	37,350	22,650	492
Persia - - - - - { <i>Private</i>	1,172,870	1,402,140	991,300	1,364,140	78,397
- - - - - { <i>Government</i>	90,000	88,000	536,200	78,200	9,387
Philippine Islands - - - - -	0	0	121,360	0	0
Turkey in Asia	1,032,450	898,750	731,030	1,593,670	30,459
Abyssinia - - - - -	330	270	0	313,890	2,381
Egypt - - - - -	11,530	16,880	74,230	49,700	807
Madagascar - - - - -	50	0	0	0	53
Mozambique - - - - -	0	1,100	32,110	700	0
Zanzibar - - - - -	180,640	84,840	113,040	219,290	5,334
United States - - - - -	1,168,810	717,600	3,408,810	969,760	0
Other Countries - - - - -	0	700	80	30	130
	7,463,690	5,114,700	10,893,110	14,788,720	283,259
<b>TOTAL VALUE - - - - -</b>	<b>83,387,160</b>	<b>85,933,840</b>	<b>132,493,950</b>	<b>90,555,590</b>	<b>6,349,926</b>
<b>QUANTITY OZ. - - - - -</b>	<b>34,082,810</b>	<b>37,520,322</b>	<b>68,535,612</b>	<b>49,226,780</b>	<b>50,663,542</b>

## No. 16—concluded.

## IMPORTS of TREASURE from DIFFERENT COUNTRIES—concluded

COUNTRIES	1895-6.	1896-7.	1897-8.	1898-9	1899-1900.
<b>TOTAL GOLD AND SILVER</b>	<i>Rupees</i>	<i>Rupees</i>	<i>Rupees.</i>	<i>Rupees</i>	<b>£</b>
UNITED KINGDOM . . . . .	89,930,970	87,477,580	14,213,079	9,634,682	8,301,194
<b>BRITISH POSSESSIONS :</b>					
Malta . . . . .	500	0	0	0	0
Aden . . . . .	203,910	874,850	1,026,720	2,811,430	70,844
<i>{ Private -</i>	0	0	7,110	38,360	728
<i>{ Government -</i>					
Ceylon . . . . .	2,803,550	4,463,240	6,027,430	7,285,920	581,011
China, Hong Kong . . . . .	3,179,550	4,403,080	9,012,870	9,260,990	586,320
Straits Settlements . . . . .	867,940	1,188,130	1,319,520	1,038,420	28,591
Cape Colony . . . . .	0	33,840	0	0	330,000
Mauritius . . . . .	1,282,910	1,054,580	2,304,820	1,287,370	2,637
<i>{ Private -</i>	0	4,110	0	0	0
<i>{ Government -</i>					
Natal . . . . .	60	10	29,450	20,250	125,159
Australia . . . . .	19,192,870	15,400,410	19,094,580	29,639,810	1,811,334
	27,531,290	27,424,250	38,822,500	51,382,550	3,536,624
<b>FOREIGN COUNTRIES :</b>					
Austria-Hungary . . . . .	26,580	212,180	63,820	476,080	27,190
France . . . . .	1,946,340	1,531,460	3,050,900	2,437,620	146,269
Germany . . . . .	1,730	0	0	3,070	380
Russia . . . . .	3,130	43,240	19,150	7,030	311
Turkey in Europe . . . . .	0	660	0	3,730	0
Arabia . . . . .	3,432,210	4,539,420	3,531,320	5,934,810	325,788
China, Treaty Ports . . . . .	704,430	361,150	2,933,880	5,671,130	27,603
Japan . . . . .	1,338,830	10	93,500	1,101,160	1,204,178
Mekran and Sonmiani . . . . .	5,100	33,440	37,350	22,650	492
Persia . . . . .	1,259,400	1,520,320	1,100,480	1,376,620	80,729
<i>{ Private -</i>	90,000	83,000	536,200	78,200	9,387
<i>{ Government -</i>					
Philippine Islands . . . . .	0	0	121,360	0	0
Turkey in Asia . . . . .	1,244,950	1,059,010	977,390	1,885,450	39,874
Abyssinia . . . . .	29,770	23,420	8,390	356,380	2,381
Egypt . . . . .	4,525,700	5,439,340	8,179,030	10,633,710	271,985
Madagascar . . . . .	113,390	121,420	16,630	4,260	861
Mozambique . . . . .	45,520	16,230	32,110	700	601
Zanzibar . . . . .	281,630	232,430	242,480	264,370	5,533
United States . . . . .	1,168,810	717,690	3,408,810	969,760	0
Other Countries . . . . .	80	2,380	80	30	1,077
	16,217,600	15,943,800	24,352,880	31,226,760	2,144,639
<b>GRAND TOTAL . . . . .</b>	133,679,860	130,945,630	205,306,170	178,956,130	13,982,457

## No. 17.

## DESCRIPTION of TREASURE IMPORTED

	1895-6.	1896-7.	1897-8.	1898-9.	1899-1900.
<b>GOLD :</b>					
Bullion . . . . .	33,109,370	26,955,360	46,617,050	43,056,830	2,308,778
Coin . . . . .	17,183,320	17,956,430	26,195,170	45,343,710	5,323,753
<b>SILVER :</b>					
Bullion . . . . .	74,749,720	74,990,510	120,524,940	78,625,090	5,959,455
Coin - Government of India Rupees . . . . .	7,436,010	10,201,390	11,048,260	4,758,000	307,030
British Dollars and other Coin . . . . .	1,201,430	741,950	920,740	7,172,490	83,441

## No. 18.

## EXPORTS of TREASURE to DIFFERENT COUNTRIES.

COUNTRIES	1895-6.	1896-7.	1897-8.	1898-9	1899-1900
<b>GOLD :</b>					
UNITED KINGDOM - - - - -	24,584,140	21,408,510	23,251,720	23,230,600	1,330,114
<b>BRITISH POSSESSIONS</b>					
Aden - - - - -	400	256,770	5,000	0	3
Ceylon - - - - -	0	0	0	0	500
China, Hong Kong	128,750	0	0	0	4
Straits Settlements	0	0	0	0	1,300
Australia - - - - -	0	30	0	0	0
	129,150	256,800	5,000	0	1,807
<b>FOREIGN COUNTRIES .</b>					
France - - - - -	68,400	48,710	0	0	0
Arabia - - - - -	108,180	123,930	11,480	52,780	2,837
Japan - - - - -	1,930	0	0	0	0
Persia - - - - -	23,840	10,380	21,770	14,160	1,104
Turkey in Asia	107,430	103,940	51,420	68,870	2,914
Egypt - - - - -	10,100	28,000	385,940	0	0
Abyssinia - - - - -	0	19,040	0	0	0
Other Countries - - - - -	0	2,100	0	50	21
	319,880	336,100	470,610	135,860	6,876
TOTAL, Value - - - - -	25,033,170	22,001,410	23,727,330	23,366,460	1,338,797
„ Quantity, Oz - - - - -	372,432	347,873	397,114	410,461	353,225
<b>SILVER</b>					
UNITED KINGDOM - - - - -	108,840	1,230	10	2,150	600
<b>BRITISH POSSESSIONS -</b>					
Aden - - - - -	{ Private - 389,220	274,720	100,000	500,290	541
	{ Government - 200,000	99,880	0	0	0
Ceylon - - - - -	5,742,000	10,023,760	9,611,630	9,867,500	667,000
China, Hong Kong	955,510	259,860	5,025,700	2,941,470	194,149
Straits Settlements	5,136,640	10,766,960	27,353,010	27,501,200	2,784,087
Mauritius - - - - -	1,004,000	1,935,320	2,021,100	4,237,840	7,857
Natal - - - - -	39,150	92,770	61,140	27,640	2,523
	13,466,520	23,453,270	44,172,580	45,075,940	3,656,157
<b>FOREIGN COUNTRIES -</b>					
France - - - - -	43,590	30,580	24,440	6,000	213
Arabia - - - - -	{ Private - 1,295,210	1,243,230	893,350	2,008,680	145,227
	{ Government - 45,000	0	0	0	0
China, Treaty Ports	104,970	0	0	0	10,974
Japan - - - - -	8,200	0	93,000	0	0
Mekran and Somnani	{ Private - 1,000	0	3,000	7,750	120
	{ Government - 26,600	15,080	43,780	29,400	3,565
Persia - - - - -	{ Private - 900,040	1,108,400	198,860	532,210	65,182
	{ Government - 3,500	1,100	2,000	3,000	666
Siam - - - - -	175,000	232,000	1,356,300	515,000	60,333
Turkey in Asia	28,380	12,770	15,400	2,200	0
Abyssinia - - - - -	3,050	3,230	0	0	0
Egypt - - - - -	20	160	400	920	0
Mozambique - - - - -	30,000	77,000	0	2,220	0
Zanzibar - - - - -	1,300,950	1,166,500	856,620	2,561,690	20,574
Other Countries - - - - -	{ Private - 24,070	28,000	400	590	1,870
	{ Government - 0	1,000	99,000	0	0
	3,989,580	3,919,050	3,586,550	5,669,660	308,704
TOTAL, Value - - - - -	17,564,940	27,373,550	47,759,140	50,747,750	3,965,461
„ Quantity, Oz - - - - -	7,064,731	11,591,234	24,250,995	26,061,351	32,017,260

## No. 18—concluded.

## EXPORTS of TREASURE to DIFFERENT COUNTRIES—concluded.

COUNTRIES.	1895-6.	1896-7.	1897-8.	1898-9.	1899-1900.
<b>TOTAL GOLD AND SILVER.</b>					
UNITED KINGDOM . . . . .	24,692,990	21,409,740	23,251,750	23,232,740	1,330,714
<b>BRITISH POSSESSIONS :</b>					
Aden . . . . . { <i>Private</i> . . . . .	389,620	531,490	105,000	500,290	545
. . . . . { <i>Government</i> . . . . .	200,000	99,880	0	0	0
Ceylon . . . . .	5,742,000	10,023,760	9,611,630	9,867,500	667,500
China, Hong Kong . . . . .	1,084,260	25,9860	5,025,700	2,941,470	194,153
Straits Settlements . . . . .	5,136,630	1,076,6960	27,353,010	27,501,200	2,785,387
Mauritius . . . . .	1,004,000	1,935,320	2,021,100	4,237,840	7,857
Natal . . . . .	39,150	92,770	61,140	27,640	2,523
*Australia . . . . .	0	30	0	0	0
	13,595,660	23,710,070	44,177,580	45,075,940	3,657,965
<b>FOREIGN COUNTRIES :</b>					
France . . . . .	111,990	79,280	24,430	6,000	213
Arabia . . . . . { <i>Private</i> . . . . .	1,403,400	1,367,160	904,820	2,061,470	148,063
. . . . . { <i>Government</i> . . . . .	45,000	0	0	0	0
China, Treaty Ports . . . . .	104,970	0	0	0	10,974
Japan . . . . .	10,130	0	93,000	0	0
Mekran and Somniani . . . . . { <i>Private</i> . . . . .	1,000	0	3,000	7,750	120
. . . . . { <i>Government</i> . . . . .	26,600	15,080	43,780	29,400	3,565
Persia . . . . . { <i>Private</i> . . . . .	923,870	1,118,790	220,630	546,370	66,286
. . . . . { <i>Government</i> . . . . .	3,500	1,100	2,000	3,000	666
Siam . . . . .	175,000	232,000	1,356,300	515,000	60,333
Turkey in Asia . . . . .	135,810	116,710	66,820	71,070	2,914
Abyssinia . . . . .	3,050	22,270	0	0	0
Mozambique . . . . .	10,120	28,160	386,340	920	33
Egypt . . . . .	30,000	77,000	0	2,220	0
Zanzibar . . . . .	1,300,950	1,166,500	856,620	2,561,690	20,574
Other Countries . . . . . { <i>Private</i> . . . . .	21,000	28,000	400	640	1,838
. . . . . { <i>Government</i> . . . . .	0	3,100	99,000	0	0
	4,309,460	4,255,150	4,057,140	5,805,530	315,579
<b>GRAND TOTAL</b> . . . . .	42,598,110	49,374,960	71,486,470	74,114,210	5,304,258

## No. 19.

## DESCRIPTION of TREASURE EXPORTED

	1895-6.	1896-7.	1897-8.	1898-9.	1899-1900.
<b>GOLD :</b>					
Bullion . . . . .	24,591,080	21,456,030	23,257,040	23,228,950	1,330,053
Coin . . . . .	442,090	545,380	470,290	137,510	8,744
<b>SILVER .</b>					
Bullion . . . . .	357,650	135,800	473,810	45,530	18,743
Government of India Rupees . . . . .	10,958,500	16,146,210	15,379,870	20,173,770	954,711
British Dollars . . . . .	6,034,830	10,888,330	31,736,530	30,423,750	2,977,902
Other Coin . . . . .	213,950	203,210	168,910	102,700	14,104

DISTRIBUTION of PRIVATE IMPORT TRADE according to PRESIDENCY or PROVINCE, distinguishing  
the PRINCIPAL PORTS

		1895-6.	1896-7.	1897-8.	1898-9	1899-1900
		<i>Rupess</i>	<i>Rupess</i>	<i>Rupess</i>	<i>Rupess</i>	₹
BENGAL.						
Calcutta	{ Merchandise - { Treasure -	268,256,320 13,590,670	301,263,690 17,775,880	278,549,500 32,610,710	278,444,380 36,220,890	19,774,184 3,737,098
Chittagong	{ Merchandise - { Treasure -	3,248,450 0	1,514,960 0	1,844,230 0	1,024,130 0	62,993 0
Other Ports	{ Merchandise - { Treasure -	413,400 0	23,690 0	13,020 0	21,550 0	2,054 0
TOTAL FOR BENGAL	{ Merchandise - { Treasure -	271,918,170 13,590,670	302,802,340 17,775,880	280,406,750 32,610,710	279,490,060 36,220,890	19,839,231 3,737,098
BOMBAY AND SIND						
Bombay	{ Merchandise - { Treasure -	278,667,110 115,225,640	268,550,830 104,726,370	246,051,630 163,475,590	256,403,520 137,545,910	17,509,437 9,759,519
Karachi	{ Merchandise - { Treasure -	38,094,720 1,764,100	43,902,670 3,165,920	46,328,110 3,782,600	39,677,600 2,481,500	2,817,491 108,405
Other Ports	{ Merchandise - { Treasure -	400,260 12,360	180,190 0	194,610 0	116,350 0	7,961 0
TOTAL FOR BOMBAY AND SIND	{ Merchandise - { Treasure -	317,162,090 117,002,100	312,633,690 107,892,290	292,574,350 167,258,190	296,197,470 140,027,410	20,334,889 9,867,924
MADRAS						
Madras	{ Merchandise - { Treasure -	48,628,030 563,550	50,888,150 1,878,120	53,185,370 715,390	42,566,800 546,120	3,058,041 246,764
Tuticoin	{ Merchandise - { Treasure -	3,518,810 620,560	2,677,780 646,230	3,788,150 727,870	3,637,320 240,960	228,041 36,525
Negapatam	{ Merchandise - { Treasure -	1,684,230 8,040	1,779,850 17,170	2,975,920 17,840	2,375,200 17,560	136,336 1,328
Cocanada	{ Merchandise - { Treasure -	265,710 0	122,640 0	773,050 0	925,990 2,000	47,501 0
Tellicherry	{ Merchandise - { Treasure -	174,330 0	166,440 0	127,940 0	76,380 2,720	5,633 0
Calcut	{ Merchandise - { Treasure -	729,790 0	651,600 0	645,550 0	448,130 0	32,909 0
Cochin	{ Merchandise - { Treasure -	546,520 0	480,880 0	607,620 0	687,070 240	46,835 0
Mangalore	{ Merchandise - { Treasure -	316,040 0	294,630 5,380	315,650 0	300,850 0	19,887 0
Other Ports	{ Merchandise - { Treasure -	1,075,170 625,290	1,175,460 1,286,390	1,529,280 2,040,470	1,655,160 1,002,150	145,406 49,639
TOTAL FOR MADRAS	{ Merchandise - { Treasure -	56,938,630 1,817,440	58,237,430 3,833,290	63,948,530 3,501,570	52,672,900 1,811,750	3,720,589 334,256
BURMA						
Rangoon	{ Merchandise - { Treasure -	46,046,580 991,950	43,102,080 1,124,170	54,436,670 1,171,570	54,043,200 577,310	3,165,105 22,948
Moulmein	{ Merchandise - { Treasure -	669,170 0	753,010 0	858,570 0	1,017,330 0	60,577 197
Bassein	{ Merchandise - { Treasure -	97,150 0	61,250 0	68,450 0	6,270 0	2,290 0
Akyab	{ Merchandise - { Treasure -	48,540 0	34,310 0	24,290 0	41,020 0	2,751 0
Other Ports	{ Merchandise - { Treasure -	283,620 187,700	314,180 127,890	349,020 220,820	315,160 202,210	15,810 9,919
TOTAL FOR BURMA	{ Merchandise - { Treasure -	47,145,060 1,179,650	44,264,830 1,252,060	55,737,000 1,392,390	55,422,980 779,520	3,246,533 33,064
TOTAL IMPORTS	{ Merchandise - { Treasure -	693,163,950 133,589,860	717,938,290 130,753,520	692,666,630 204,762,860	683,803,410 178,839,570	47,141,242 13,972,342

## No. 21.

## DISTRIBUTION of PRIVATE EXPORT TRADE according to PRESIDENCY or PROVINCE, distinguishing the PRINCIPAL PORTS.

		1895-6.	1896-7.	1897-8.	1898-9.	1899-1900.
		<i>Rupces</i>	<i>Rupces.</i>	<i>Rupces</i>	<i>Rupces</i>	£
<b>BENGAL :</b>						
Calcutta	{ Merchandise	454,910,290	446,343,880	441,396,590	449,866,580	33,052,254
	{ Treasure	2,028,130	3,278,130	11,830,970	7,514,510	264,492
Chittagong	{ Merchandise	7,796,260	6,024,640	6,306,120	5,801,800	373,091
	{ Treasure	0	0	0	0	0
Other Ports	{ Merchandise	3,179,310	3,234,930	3,586,640	3,860,090	83,049
	{ Treasure	0	0	0	90,000	0
TOTAL FOR BENGAL		{ Merchandise - 465,885,860	{ Merchandise - 455,603,450	{ Merchandise - 451,289,350	{ Merchandise - 459,528,470	{ Merchandise - 33,508,394
		{ Treasure - 2,028,130	{ Treasure - 3,278,130	{ Treasure - 11,830,970	{ Treasure - 7,604,510	{ Treasure - 264,492
<b>BOMBAY AND SIND</b>						
Bombay	{ Merchandise	379,330,150	331,622,840	274,578,990	349,379,870	20,136,449
	{ Treasure	35,494,840	44,547,680	58,041,370	63,683,570	4,962,906
Karachi	{ Merchandise	63,608,990	39,819,160	45,956,210	89,288,760	4,216,156
	{ Treasure	569,300	645,240	254,670	264,990	28,656
Other Ports	{ Merchandise	1,560	7,390	3,450	2,520	373
	{ Treasure	0	0	0	0	0
TOTAL FOR BOMBAY AND SIND		{ Merchandise - 442,940,700	{ Merchandise - 371,449,390	{ Merchandise - 320,538,650	{ Merchandise - 438,671,150	{ Merchandise - 24,352,978
		{ Treasure - 36,064,140	{ Treasure - 45,192,920	{ Treasure - 58,296,040	{ Treasure - 63,948,560	{ Treasure - 4,991,562
<b>MADRAS :</b>						
Madras	{ Merchandise	58,723,470	51,725,700	48,424,810	43,669,210	3,377,612
	{ Treasure	4,090,730	150,000	302,630	1,359,700	36,667
Tuticorm	{ Merchandise	17,326,750	16,250,970	18,066,110	18,241,370	1,134,636
	{ Treasure	100,000	278,000	188,000	1,076,500	6,933
Negapatam	{ Merchandise	3,978,960	5,953,340	5,422,440	3,915,430	258,708
	{ Treasure	39,000	44,700	71,000	65,000	0
Cocanada	{ Merchandise	6,951,260	9,320,870	7,006,280	7,408,570	362,561
	{ Treasure	0	0	0	0	0
Tellicherry	{ Merchandise	7,269,410	5,505,690	5,293,890	6,659,680	369,514
	{ Treasure	0	0	0	0	0
Calicut	{ Merchandise	6,897,590	4,815,460	5,759,720	6,294,770	442,571
	{ Treasure	0	0	0	0	0
Cochin	{ Merchandise	7,091,830	5,374,450	5,844,360	6,801,240	580,046
	{ Treasure	0	0	0	0	0
Mangalore	{ Merchandise	7,189,710	6,294,230	5,174,950	6,354,750	468,580
	{ Treasure	0	0	0	0	0
Other Ports	{ Merchandise	12,694,550	13,077,160	13,135,120	12,443,960	1,003,527
	{ Treasure	0	1,100	300	1,000	67
TOTAL FOR MADRAS		{ Merchandise - 128,123,530	{ Merchandise - 118,317,870	{ Merchandise - 114,127,680	{ Merchandise - 111,788,980	{ Merchandise - 7,997,755
		{ Treasure - 4,229,730	{ Treasure - 473,800	{ Treasure - 561,930	{ Treasure - 2,502,200	{ Treasure - 43,667
<b>BURMA :</b>						
Rangoon	{ Merchandise	76,987,480	68,280,120	67,496,000	86,398,920	4,952,734
	{ Treasure	1,000	314,060	651,140	25,000	286
Moulmein	{ Merchandise	12,632,110	9,999,800	8,244,500	11,440,060	750,642
	{ Treasure	0	0	0	0	0
Bassein	{ Merchandise	8,497,230	9,221,990	8,780,130	9,997,600	593,093
	{ Treasure	0	0	0	0	0
Akyab	{ Merchandise	6,630,980	5,214,690	3,721,950	8,313,780	435,819
	{ Treasure	0	0	0	0	0
Other Ports	{ Merchandise	933,510	1,055,680	1,174,470	1,075,770	59,378
	{ Treasure	0	0	1,610	1,540	0
TOTAL FOR BURMA		{ Merchandise - 105,681,310	{ Merchandise - 93,772,230	{ Merchandise - 89,417,050	{ Merchandise - 117,226,130	{ Merchandise - 6,791,666
		{ Treasure - 1,000	{ Treasure - 314,060	{ Treasure - 652,750	{ Treasure - 26,540	{ Treasure - 286
TOTAL EXPORTS		{ Merchandise - 1,142,631,400	{ Merchandise - 1,039,142,990	{ Merchandise - 975,372,730	{ Merchandise - 1,127,214,730	{ Merchandise - 72,650,793
		{ Treasure - 42,323,000	{ Treasure - 49,258,910	{ Treasure - 71,341,690	{ Treasure - 74,081,810	{ Treasure - 5,300,007



GROSS AMOUNT of CUSTOMS DUTY collected on ARTICLES of MERCHANDISE AMOUNTS collected at PRINCIPAL PORTS, DRAWBACKS and REFUNDS; and TOTAL VALUES of DUTIABLE and NON-DUTIABLE ARTICLES

	1895-6.	1896-7.	1897-8	1898-9	1899-1900.
<b>SPECIAL IMPORT DUTIES</b>					
Arms Ammunition, and Military Stores	<i>Rupees.</i>	<i>Rupees</i>	<i>Rupees</i>	<i>Rupees</i>	<i>₹</i>
Firearms, and parts thereof - - - - -	252,200	295,400	289,510	287,500	16,469
Gunpowder - - - - -	27,040	27,130	25,910	20,740	1,297
Other sorts - - - - -	59,440	49,620	41,850	39,120	2,792
	338,680	372,150	357,270	347,360	20,558
Liquors					
Ale, Beer, Porter, Cider, &c - - - - -	192,340	189,680	178,800	204,880	13,471
Spirits - - - - -	5,908,990	5,910,390	5,992,690	6,284,620	428,314
Wines and Liqueurs - - - - -	523,490	491,570	441,680	463,210	28,655
	6,624,820	6,591,640	6,613,170	6,952,710	470,440
Opium - - - - -	4,050	3,470	4,420	3,020	223
Petroleum - - - - -	4,000,010	4,126,180	5,317,780	4,696,750	287,569
Salt - - - - -	25,936,690	25,777,150	25,560,730	25,889,930	1,784,268
Salted Fish - - - - -	133,660	135,430	169,200	155,650	8,658
<b>GENERAL IMPORT DUTIES</b>					
Cotton goods - - - - -	11,835,270	9,178,150	7,957,210	8,463,410	616,056
Silver Bullion or Coin - - - - -	3,558,680	3,264,830	4,338,890	2,867,600	162,150
Sugar - - - - -	1,530,960	1,621,520	2,460,450	2,132,220	173,253
Other Articles					
Articles of Food and Drink - - - - -	1,542,050	1,400,010	1,382,150	1,361,070	94,571
Chemicals, Drugs, Medicines, and Narcotics, Dyeing and Tanning Materials - - - - -	1,021,090	917,700	1,051,660	1,073,730	66,525
Metals, and Manufactures of - - - - -	2,578,650	2,025,460	2,232,060	1,992,860	113,924
Oils - - - - -	86,910	167,380	242,490	162,710	8,782
Articles Manufactured and Unmanufactured - - - - -	6,531,620	5,984,710	5,342,350	5,839,440	393,431
TOTAL, IMPORT DUTIES - - - - -	65,743,140	61,565,780	63,029,830	61,929,460	4,200,408
<b>EXPORT DUTIES</b>					
Rice, in the husk - - - - -	151,780	136,410	138,030	134,420	8,122
„ not in the husk - - - - -	9,139,870	7,388,340	7,098,500	9,931,210	574,192
Rice-flour - - - - -	590	850	780	880	52
TOTAL, EXPORT DUTIES - - - - -	9,292,240	7,525,600	7,237,310	10,066,510	582,366
GRAND TOTAL OF CUSTOMS IMPORT AND EXPORT DUTIES - - - - -	75,035,380	69,091,380	70,267,140	71,995,970	4,782,774
<b>COLLECTED AT</b>					
Calcutta - - - - -	40,327,070	37,690,480	36,895,910	37,832,880	2,685,435
Bombay - - - - -	16,551,300	14,818,540	15,525,450	14,627,760	866,750
Rangoon - - - - -	8,482,990	7,077,980	7,418,950	9,075,070	524,946
Madras - - - - -	3,025,000	2,526,410	2,829,720	2,393,250	175,210
Karachi - - - - -	2,252,440	2,348,000	2,756,700	2,337,240	188,010
Other Ports - - - - -	4,396,580	4,629,970	4,840,410	5,729,770	342,423
	75,035,380	69,091,380	70,267,140	71,995,970	4,782,774
DRAWBACKS and REFUNDS - - - - -	1,310,680	1,322,400	1,019,600	1,134,260	69,700
<b>IMPORTS</b>					
Free of Duty - - - - -	91,936,990	133,515,740	124,371,340	112,144,280	8,264,849
Subject to Duty - - - - -	601,226,960	585,631,230	569,829,860	571,659,130	38,876,393
<b>EXPORTS</b>					
Free of Duty - - - - -	960,078,720	879,330,740	820,802,590	935,363,230	61,724,433
Subject to Duty - - - - -	35,372,890	119,475,860	117,058,420	158,139,540	8,731,365

## No. 23.

## VALUE of REGISTERED IMPORTS into and EXPORTS from BRITISH INDIA, by LAND, distinguishing COUNTRIES, &amp;c

NOTE—The figures in *italics* show the amounts of Treasure included in the amounts of Imports and Exports.

COUNTRIES	IMPORTS.					EXPORTS.				
	1895-6	1896-7	1897-8.	1898-9.	1899-1900	1895-6.	1896-7.	1897-8.	1898-9.	1899-1900.
Lus Bela	<i>Rupces.</i> 668,480	<i>Rupces.</i> 712,590	<i>Rupces.</i> 967,130	<i>Rupces.</i> 607,590	£ 42,696	<i>Rupces.</i> 233,100	<i>Rupces.</i> 286,040	<i>Rupces.</i> 412,410	<i>Rupces.</i> 265,380	£ 10,757
Khelat, Zhob, and Loralai, &c.	1,700,640 <i>43,310</i>	1,635,850 <i>56,140</i>	1,040,130 —	810,890 —	67,414 —	1,770,550 <i>9,700</i>	1,752,940 <i>25,460</i>	824,920 —	1,061,560 —	81,352 —
Kandahar	4,105,410 —	4,184,050 —	3,092,990 —	3,577,050 <i>277,830</i>	302,318 <i>14,000</i>	2,570,020 —	2,273,760 —	1,637,850 —	2,687,560 <i>48,710</i>	191,634 <i>3,740</i>
Herat and Ghazni	—	—	—	112,440	12,951	—	—	—	51,410	7,230
Kabul	1,650,030 —	1,513,390 —	1,291,090 —	2,172,360 —	124,703 —	3,262,510 <i>200,180</i>	3,033,220 <i>131,590</i>	2,856,230 <i>109,850</i>	3,122,660 <i>176,610</i>	181,565 <i>11,543</i>
Tirah and Bajaur	1,432,940	3,975,510	2,580,160	3,263,490	338,678	2,287,700	4,758,360	3,363,060 <i>2,100</i>	4,466,720	523,581
Kashmir	7,029,040 <i>683,160</i>	7,597,400 <i>374,580</i>	8,105,100 <i>406,400</i>	8,814,530 <i>452,820</i>	779,868 <i>57,336</i>	6,717,220 <i>311,040</i>	7,028,420 <i>674,120</i>	6,446,980 <i>798,710</i>	9,039,770 <i>1,807,320</i>	623,989 <i>26,827</i>
Ladakh	431,230 <i>9,600</i>	575,080 <i>3,200</i>	526,620 —	760,160 <i>2,400</i>	33,158 <i>640</i>	435,840 <i>42,260</i>	645,740 <i>65,090</i>	456,350 <i>49,100</i>	456,860 <i>57,600</i>	19,880 <i>3,860</i>
Nepal	18,336,960 <i>633,540</i>	18,930,350 <i>4,035,720</i>	20,565,290 <i>1,423,350</i>	21,409,810 <i>737,580</i>	1,649,836 <i>200,555</i>	13,623,890 <i>902,550</i>	15,367,520 <i>1,320,850</i>	18,288,100 <i>3,374,000</i>	16,063,500 <i>380,350</i>	1,024,883 <i>26,827</i>
Sikkim	503,680 <i>4,360</i>	755,910 —	494,040 —	568,640 —	37,975 —	433,860 <i>31,240</i>	417,900 <i>24,700</i>	364,960 <i>12,650</i>	422,980 <i>12,510</i>	25,799 <i>758</i>
Bhutan	285,510 —	143,900 <i>50</i>	146,850 <i>180</i>	161,870 —	13,053 <i>18</i>	273,970 —	167,870 —	158,830 —	178,830 —	12,810 <i>66</i>
Thibet	1,279,450 <i>7,600</i>	1,404,560 —	1,243,880 <i>12,400</i>	1,914,780 <i>229,990</i>	132,866 <i>24,972</i>	800,660 <i>117,400</i>	694,060 <i>140,130</i>	1,008,580 <i>82,810</i>	1,536,030 <i>208,130</i>	95,577 <i>10,320</i>
Towang	35,990 <i>1,000</i>	40,480 <i>640</i>	22,610 <i>500</i>	58,120 <i>620</i>	1,283 <i>9</i>	46,840 —	25,950 —	29,840 —	24,170 —	1,119 —
Duffla, Aka, Naga, Mushni, &c., Hills	54,580 —	81,890 —	82,270 —	140,580 —	12,332 —	146,600 <i>910</i>	50,630 <i>3,480</i>	20,880 <i>2,360</i>	18,580 <i>1,600</i>	1,502 —
Manipur	36,300 —	186,880 —	71,460 —	66,310 —	6,882 —	54,850 —	67,540 —	114,530 —	478,080 <i>281,600</i>	13,793 —
Hill Tipperah	561,920	475,460	455,600	456,240	37,595	163,810	136,710	116,620	134,010	9,596
Western China	1,333,210 <i>464,130</i>	1,550,100 <i>554,180</i>	1,478,530 <i>834,180</i>	1,669,080 <i>754,160</i>	130,313 <i>54,790</i>	1,517,300 <i>136,580</i>	2,407,840 <i>105,700</i>	2,090,850 <i>56,130</i>	1,999,530 <i>79,660</i>	158,932 <i>10,608</i>
Shan States	5,288,910 <i>1,794,490</i>	7,607,920 <i>2,536,120</i>	8,393,200 <i>2,413,360</i>	8,910,010 <i>2,434,410</i>	601,704 <i>169,122</i>	5,443,150 <i>1,196,730</i>	7,027,530 <i>1,615,220</i>	7,396,160 <i>1,648,010</i>	7,869,410 <i>1,733,200</i>	589,832 <i>97,852</i>
Karennee	2,080,600 <i>13,720</i>	1,972,040 <i>45,730</i>	1,582,720 <i>47,290</i>	1,902,140 <i>43,350</i>	177,029 <i>4,082</i>	1,373,940 <i>1,086,380</i>	1,128,330 <i>967,110</i>	1,099,210 <i>914,360</i>	632,700 <i>482,930</i>	34,813 <i>29,354</i>
Zimmé	2,046,820 <i>216,830</i>	2,399,550 <i>592,030</i>	2,888,020 <i>532,210</i>	2,753,360 <i>716,210</i>	168,262 <i>56,856</i>	335,610 <i>79,500</i>	1,498,300 <i>929,400</i>	1,503,040 <i>872,230</i>	1,699,960 <i>823,030</i>	115,576 <i>55,513</i>
Siam	881,160 <i>66,410</i>	630,160 <i>231,630</i>	1,318,320 <i>449,360</i>	799,980 <i>263,720</i>	34,888 <i>14,667</i>	811,550 <i>497,530</i>	602,050 <i>269,800</i>	1,127,570 <i>558,710</i>	687,550 <i>395,170</i>	35,965 <i>18,053</i>
TOTAL	49,742,860	56,375,270	56,346,010	60,929,430	4,705,804	42,302,970	49,370,710	49,316,970	52,897,250	3,760,185
Provinces with which trade is carried on:										
Sind and British Baluchistan	5,836,270	5,866,300	5,218,330	5,133,490	430,482	3,817,260	3,478,350	2,906,490	4,094,680	295,366
Punjab	11,319,090	14,468,950	12,495,710	15,085,810	1,280,548	13,497,100	16,333,070	13,127,580	17,111,960	1,347,025
N.W. Provinces and Oudh	6,492,480	5,157,160	6,589,330	7,646,030	564,787	3,601,070	3,542,930	4,116,360	4,607,770	279,498
Bengal	13,619,900	15,914,190	15,711,270	16,252,160	1,254,894	11,355,980	13,048,090	15,646,470	13,507,060	874,198
Assam	844,440	808,900	670,600	777,370	62,898	550,000	304,230	303,240	686,620	28,980
Burma	11,630,680	14,159,770	15,660,770	16,034,570	1,112,195	9,481,560	12,664,040	13,216,830	12,889,160	935,118
TOTAL	49,742,860	56,375,270	56,346,010	60,929,430	4,705,804	42,302,970	49,370,710	49,316,970	52,897,250	3,760,185

## No. 24.

VESSELS ENTERED and CLEARED, distinguishing STEAMERS and SAILING VESSELS, and STEAMERS which proceeded via SUEZ CANAL

	1895-6		1896-7		1897-8		1898-9		1899-1900	
	No	TONNAGE	No	TONNAGE	No	TONNAGE	No	TONNAGE	No	TONNAGE
ENTERED										
STEAM										
Via Suez Canal -	725	1,698,707	643	1,554,653	578	1,454,321	662	1,628,559	643	1,662,030
" other Routes	1,481	1,806,614	1,471	1,796,671	1,501	1,842,142	1,835	2,449,519	1,839	2,435,956
	2,206	3,505,321	2,114	3,351,324	2,079	3,296,463	2,497	4,078,078	2,482	4,097,986
SAILING - -	3,020	622,718	2,892	532,665	2,896	621,298	2,418	505,108	1,913	372,362
TOTAL - -	5,226	4,128,039	5,006	3,883,989	4,975	3,917,761	4,915	4,583,186	4,395	4,470,348
CLEARED										
STEAM										
Via Suez Canal -	893	2,025,408	787	1,823,784	758	1,790,223	1,004	2,341,220	875	2,132,830
" other Routes	1,297	1,449,521	1,289	1,454,877	1,308	1,474,706	1,439	1,671,442	1,458	1,639,930
	2,190	3,474,929	2,076	3,278,661	2,066	3,264,929	2,443	4,012,662	2,333	3,772,760
SAILING - -	2,881	623,632	2,858	535,935	2,718	601,940	2,328	519,798	1,800	384,378
TOTAL - -	5,071	4,098,561	4,934	3,814,596	4,784	3,866,869	4,771	4,532,460	4,133	4,157,138

## No. 25.

VESSELS ENTERED and CLEARED, distinguishing STEAMERS and SAILING VESSELS with CARGOES and in BALLAST

	1895-6.		1896-7.		1897-8.		1898-9.		1899-1900.	
	No	TONNAGE	No	TONNAGE	No	TONNAGE	No	TONNAGE	No	TONNAGE
ENTERED										
WITH CARGOES										
Steam - -	1,835	2,949,232	1,775	2,877,982	1,704	2,732,192	1,849	2,991,245	1,927	3,167,880
Sailing - -	2,021	362,029	1,890	299,020	1,929	371,147	1,659	312,382	1,374	245,511
	3,856	3,311,261	3,665	3,177,002	3,633	3,103,339	3,508	3,303,627	3,301	3,413,391
IN BALLAST										
Steam - -	371	556,089	339	473,342	375	564,271	648	1,086,833	555	930,106
Sailing - -	999	260,689	1,002	233,645	967	250,151	759	192,726	539	126,851
	1,370	816,778	1,341	706,987	1,342	814,422	1,407	1,279,559	1,094	1,056,957
TOTAL - -	5,226	4,128,039	5,006	3,883,989	4,975	3,917,761	4,915	4,583,186	4,395	4,470,348
CLEARED										
WITH CARGOES										
Steam - -	2,066	3,341,190	1,926	3,078,441	1,930	3,084,910	2,337	3,938,474	2,168	3,674,339
Sailing - -	2,457	547,271	2,363	456,364	2,236	517,461	2,025	466,487	1,652	350,143
	4,523	3,888,461	4,289	3,534,805	4,166	3,602,371	4,362	4,404,961	3,820	4,024,482
IN BALLAST										
Steam - -	124	133,739	150	200,220	136	180,019	106	74,188	165	98,421
Sailing - -	424	76,361	495	79,571	482	84,479	303	53,311	148	34,235
	548	210,100	645	279,791	618	264,498	409	127,499	313	132,656
TOTAL - -	5,071	4,098,561	4,934	3,814,596	4,784	3,866,869	4,771	4,532,460	4,133	4,157,138

## No. 26.

## VESSELS ENTERED, distinguishing COUNTRIES.

COUNTRIES.	1895-6		1896-7.		1897-8		1898-9		1899-1900	
	No.	TONNAGE.	No.	TONNAGE	No.	TONNAGE	No.	TONNAGE.	No.	TONNAGE
ENTERED										
UNITED KINGDOM	595	1,412,425	481	1,191,295	450	1,159,730	452	1,164,339	435	1,166,773
BRITISH POSSESSIONS.										
Aden	70	137,186	48	108,052	49	108,150	81	163,614	70	156,967
Ceylon	2,586	646,015	2,746	745,641	2,624	80,429	2,343	856,349	1,987	769,384
China, Hong Kong	68	113,719	77	136,087	82	149,707	93	171,277	70	137,901
Straits Settlements	332	470,562	293	396,408	289	382,882	349	508,988	352	522,395
Cape Colony	39	44,841	39	42,317	42	56,148	46	65,236	42	68,292
Mauritius	79	124,120	63	106,994	66	95,668	73	113,112	68	118,065
Natal	34	34,927	39	29,847	31	36,772	62	94,217	74	134,870
Australia	27	52,397	34	65,077	25	52,024	22	46,360	28	58,443
Other Countries	2	4,322	2	1,928	1	1,654	1	1,541	5	8,431
	3,237	1,628,089	3,341	1,632,351	3,209	1,689,434	3,070	2,020,694	2,696	1,974,748
FOREIGN COUNTRIES.										
Austria-Hungary	28	64,591	35	85,238	33	77,637	39	88,955	49	123,141
Belgium	12	20,516	8	19,583	5	11,533	2	6,380	2	4,131
France	10	23,347	17	38,825	9	22,109	19	45,079	14	31,309
Germany	91	167,211	77	150,783	74	149,052	66	139,316	63	146,311
Italy	17	42,978	15	32,255	13	1,620	30	66,689	15	40,044
Russia	48	3,588	0	0	53	33,905	58	123,084	61	133,907
Turkey in Europe	0	101,545	49	109,266	0	109,961	1	1,546	4	7,449
Arabia	253	86,376	199	63,360	273	59,293	333	80,356	218	68,581
China, Treaty Ports	29	61,732	25	54,301	23	50,089	26	66,941	30	78,479
Japan	37	82,854	46	102,063	46	102,305	69	169,776	67	160,348
Java	5	10,296	10	19,188	20	30,721	7	11,984	9	14,092
Maldivo Islands	15	2,280	10	1,399	6	786	6	832	12	1,123
Mekran and Somanian	242	13,622	191	11,488	195	9,503	190	10,860	184	10,697
Persia	116	66,793	136	79,637	125	80,843	139	86,509	112	75,289
Siam	50	16,356	46	9,575	48	12,029	28	4,426	25	8,225
Sumatra	2	2,974	3	3,123	18	18,447	11	13,230	5	8,433
Turkey in Asia	201	46,434	113	42,840	173	33,197	91	37,122	157	56,664
Abyssinia	2	2,731	0	0	2	3,521	12	19,890	3	4,432
Egypt	8	16,205	11	22,779	8	14,729	65	120,396	36	80,266
Madagascar	16	25,644	9	2,701	12	5,050	7	7,578	7	6,258
Mozambique	18	9,694	26	18,231	18	11,039	12	10,026	13	3,968
Réunion	5	7,514	5	4,019	1	859	12	18,915	5	8,758
Zanzibar	86	60,423	60	48,616	57	51,829	53	74,808	69	86,055
America, South and Central	36	41,231	4	2,931	3	2,929	4	3,796	1	1,017
United States	34	63,152	41	80,093	47	92,076	37	72,292	30	57,934
Other Countries	33	49,026	48	58,049	54	83,155	76	117,367	73	111,916
	1,394	1,087,525	1,184	1,060,343	1,316	1,068,597	1,393	1,398,153	1,264	1,328,827
TOTAL	5,226	4,128,039	5,006	3,883,989	4,975	3,917,761	4,915	4,583,186	4,395	4,470,348

## No 27

## VESSELS CLEARED, distinguishing COUNTRIES.

COUNTRIES	1895-6.		1896-7.		1897-8.		1898-9.		1899-1900.	
	No	TONNAGE	No	TONNAGE	No	TONNAGE	No	TONNAGE	No	TONNAGE
CLEARED										
UNITED KINGDOM	548	1,254,805	471	1,115,415	470	1,123,526	521	1,260,404	475	1,186,549
BRITISH POSSESSIONS										
Gibraltar - - -	2	2,276	1	645	5	3,191	0	0	0	0
Aden - - - - -	41	71,512	33	69,113	40	76,097	44	78,911	33	83,210
Ceylon - - - - -	2,539	496,085	2,750	570,473	2,550	647,116	2,179	593,375	1,798	488,029
China, Hong Kong	77	135,543	82	150,041	83	153,957	79	152,145	58	113,663
Straits Settlements - - -	296	379,555	255	308,358	282	356,205	301	399,943	326	428,240
Cape Colony - - -	10	11,230	7	7,240	4	4,303	3	3,121	4	4,037
Mauritius - - - -	61	91,985	32	42,722	27	35,393	40	49,982	33	46,293
Natal - - - - -	17	12,308	35	24,776	13	12,868	11	11,207	6	8,243
Demerara - - - -	8	9,146	8	9,213	6	6,355	6	8,445	8	12,698
West Indies - - -	10	11,991	10	11,435	5	7,537	7	8,775	7	9,417
Australia - - - -	24	46,733	21	37,465	17	27,838	20	37,987	29	56,179
Fiji - - - - -	1	1,528	3	4,800	1	1,544	0	0	3	4,228
	3,086	1,269,892	3,237	1,236,281	3,033	1,332,404	2,690	1,343,801	2,305	1,254,237
FOREIGN COUNTRIES										
Austria-Hungary	29	68,874	29	65,184	41	96,632	41	98,689	39	97,366
Belgium - - - - -	34	82,621	17	51,641	35	81,750	65	157,880	51	121,249
France - - - - -	98	217,375	83	183,430	70	160,483	115	247,023	78	182,074
Germany - - - - -	98	189,247	90	190,803	103	208,833	124	271,106	97	234,082
Holland - - - - -	9	19,779	6	15,473	2	6,209	8	16,295	6	13,353
Italy - - - - -	34	75,567	29	61,952	25	59,538	42	94,412	26	61,102
Portugal - - - -	3	2,340	0	0	5	2,985	8	5,253	1	598
Russia - - - - -	1	2,254	10	25,434	4	9,238	3	3,873	0	0
Spain - - - - -	4	7,425	2	3,730	4	8,714	2	3,171	1	2,512
Arabia - - - - -	209	80,840	150	65,888	195	50,702	251	92,903	196	55,682
China, Treaty Ports - - -	32	70,906	31	66,887	26	59,999	24	63,683	33	89,871
Japan - - - - -	17	41,093	26	62,830	29	66,497	56	127,261	63	155,760
Java - - - - -	9	16,631	19	37,806	5	9,561	1	2,155	5	9,012
Maldiv Islands - -	14	1,737	14	1,894	7	989	9	1,252	12	1,181
Mekran and Sonmiani - -	203	14,000	156	9,949	166	9,082	168	9,620	158	9,807
Persia - - - - -	126	85,053	104	74,950	112	64,634	108	78,724	90	63,080
Siam - - - - -	28	2,996	21	2,120	20	6,224	18	1,755	7	124
Sumatra - - - - -	0	0	0	0	2	1,988	3	4,242	2	3,443
Turkey in Asia - -	55	48,873	50	30,208	47	15,880	21	7,841	68	22,975
Abyssinia - - - -	3	4,456	3	4,741	9	15,458	9	15,458	2	4,022
Egypt - - - - -	159	302,129	154	299,913	111	218,233	184	349,300	155	316,540
Madagascar - - -	17	3,402	23	3,255	17	1,804	9	1,019	9	850
Mozambique - - - -	37	9,776	27	12,024	27	8,057	27	10,321	24	4,852
Réunion - - - - -	3	4,576	2	2,371	1	327	5	5,309	4	6,097
Zanzibar - - - - -	82	46,149	65	46,867	76	60,547	106	93,146	83	75,675
America, South and Central - -	56	62,510	63	66,418	70	83,391	43	46,883	45	54,034
United States - - -	45	88,214	29	59,712	43	96,020	42	90,825	28	65,517
Other Countries - -	32	25,041	23	17,420	29	7,164	68	28,766	70	64,594
	1,437	1,573,864	1,226	1,462,900	1,281	1,410,939	1,560	1,928,165	1,353	1,716,352
TOTAL - - - - -	5,071	4,098,561	4,934	3,814,596	4,784	3,866,869	4,771	4,532,460	4,133	4,157,138

## VESSELS ENTERED and CLEARED, distinguishing NATIONALITIES.

NATIONALITIES.	1895-6.		1896-7.		1897-8.		1898-9.		1899-1900.	
	No.	TONNAGE	No.	TONNAGE	No.	TONNAGE	No.	TONNAGE	No.	TONNAGE
ENTERED.										
BRITISH	2,115	3,314,415	1,989	3,086,971	1,984	3,127,061	2,365	3,770,391	2,299	3,650,004
BRITISH INDIAN	868	131,049	921	138,101	946	142,882	775	108,641	571	72,690
NATIVE	1,550	80,968	1,546	77,192	1,419	75,772	1,181	66,305	855	55,757
FOREIGN:										
Austro - Hun- garian	54	113,347	62	133,382	60	127,283	51	119,781	71	179,689
Danish	3	2,183	9	5,368	4	2,435	5	3,085	9	12,194
Dutch	3	4,784	0	0	11	8,131	13	14,904	20	13,965
French	65	79,285	58	79,677	50	60,741	77	90,315	78	86,589
German	141	224,007	123	217,244	123	198,815	112	215,217	105	212,895
Italian	29	57,245	28	48,150	25	51,788	29	58,398	27	58,146
Norwegian	45	46,501	42	38,037	56	53,194	49	45,806	40	44,433
Portuguese	35	1,441	18	694	10	465	7	330	4	257
Russian	4	8,102	2	2,182	1	938	2	1,953	0	0
Swedish	4	3,650	10	8,260	5	3,673	4	2,775	4	3,394
Turkish	13	2,890	9	1,539	1	698	9	2,545	9	1,994
Arab	273	37,241	165	24,090	262	32,222	196	26,751	268	32,596
Japanese	8	15,810	10	21,208	14	28,508	21	50,509	14	30,567
Mekranese	7	350	11	662	2	125	13	456	12	366
American	4	4,080	1	1,172	2	3,030	2	2,066	2	2,461
Others	5	691	2	60	0	0	4	2,958	7	12,351
	693	601,607	550	581,725	626	572,046	594	637,849	670	691,897
TOTAL	5,226	4,128,039	5,006	3,883,989	4,975	3,917,761	4,915	4,583,186	4,395	4,470,348
CLEARED.										
BRITISH	2,128	3,323,827	1,980	3,078,271	1,964	3,087,527	2,317	3,697,915	2,182	3,389,763
BRITISH INDIAN	884	130,804	926	137,856	923	138,500	762	108,062	528	68,596
NATIVE	1,454	75,837	1,544	77,128	1,332	74,919	1,121	66,728	821	54,056
FOREIGN:										
Austro - Hun- garian	60	124,011	50	106,347	64	138,203	62	144,624	60	147,374
Danish	1	610	11	6,939	1	842	7	4,066	8	10,193
Dutch	2	2,604	1	2,180	10	7,854	13	15,235	19	11,595
French	67	83,203	58	76,722	47	59,672	74	91,772	77	88,737
German	129	199,746	113	193,970	121	192,678	117	225,096	104	208,068
Italian	30	58,083	26	48,705	28	55,604	29	58,438	26	57,761
Norwegian	43	46,574	38	37,511	61	56,243	45	43,555	42	44,061
Portuguese	8	872	4	338	1	28	2	274	1	87
Russian	3	5,226	2	3,867	2	2,039	1	1,015	1	938
Swedish	5	4,335	9	7,795	5	3,673	4	2,775	2	1,879
Turkish	16	4,888	2	1,759	2	1,759	2	1,759	2	1,759
Arab	225	31,817	150	22,116	210	25,716	183	25,796	229	27,319
Japanese	0	0	4	9,235	9	18,443	17	40,312	14	32,377
Mekranese	9	701	12	770	1	78	12	441	11	357
American	5	4,210	1	978	1	1,858	1	1,320	1	1,026
Others	2	1,213	2	2,089	2	1,233	2	3,277	5	11,192
	605	568,093	484	521,341	565	565,923	571	659,755	602	644,723
TOTAL	5,071	4,098,561	4,934	3,814,596	4,784	3,866,869	4,771	4,532,460	4,133	4,157,138

No. 29.  
VESSELS BUILT at INDIAN PORTS

	1895-6.		1896-7.		1897-8.		1898-9.		1899-1900.	
	No.	TONNAGE	No.	TONNAGE	No.	TONNAGE	No.	TONNAGE	No.	TONNAGE
<b>BENGAL:</b>										
Calcutta Steam - -	0	0	0	0	0	0	2	360	0	0
Chittagong Sailing - -	1	59	9	761	3	163	3	175	0	0
<b>BOMBAY and SIND:</b>										
Bombay Steam - -	2	40	5	99	1	22	3	93	0	0
Sailing - -	3	178	5	309	11	597	16	1,227	12	545
Kanachi " - -	10	236	12	529	10	443	9	581	13	640
Other Ports " - -	49	1,166	23	522	10	237	9	215	14	320
<b>MADRAS:</b>										
Various Ports : Sailing - -	18	362	16	332	20	375	12	231	15	273
<b>BURMA:</b>										
Rangoon : Steam - -	0	0	0	0	0	0	1	45	0	0
Sailing - -	0	0	0	0	0	0	1	18	0	0
Moulmein : Steam - -	1	52	1	39	0	0	0	0	0	0
Sailing - -	0	0	2	125	0	0	0	0	0	0
Tavoy " - -	2	59	4	202	2	82	7	404	5	194
Meigui " - -	4	60	4	57	6	94	4	60	3	80
<b>TOTAL - -</b>	<b>90</b>	<b>2,212</b>	<b>81</b>	<b>2,975</b>	<b>63</b>	<b>2,033</b>	<b>67</b>	<b>3,409</b>	<b>62</b>	<b>2,058</b>

No. 30.

VESSELS FIRST REGISTERED at INDIAN PORTS.

	1895-6.		1896-7.		1897-8.		1898-9.		1899-1900.	
	No.	TONNAGE	No.	TONNAGE	No.	TONNAGE	No.	TONNAGE	No.	TONNAGE
<b>Under the English Merchant Shipping Act</b>										
Bengal Steam - -	2	371	2	382	1	89	2	360	2	3,189
Sailing - -	0	0	0	0	0	0	1	834	0	0
Bombay Steam - -	4	4,162	2	2,158	2	3,521	3	2,382	6	5,119
Sailing - -	2	29	0	0	0	0	2	28	0	0
Burma : Steam - -	2	87	1	39	1	11	1	45	0	0
Sailing - -	1	93	0	0	0	0	1	18	1	891
	11	4,742	5	2,579	4	3,621	10	3,667	9	9,199
<b>Under the Indian Merchant Shipping Acts</b>										
Bengal Sailing - -	0	0	1	18	1	22	3	160	0	0
Bombay } Steam - -	1	20	2	27	1	22	4	109	2	66
and Sind } Sailing - -	104	3,125	52	1,714	40	2,387	64	3,014	69	2,746
Madras Sailing - -	25	522	16	332	19	357	13	254	15	273
Burma Sailing - -	8	164	10	442	9	308	11	464	8	274
	138	3,831	81	2,533	70	3,096	95	4,001	94	3,359
<b>TOTAL - -</b>	<b>149</b>	<b>8,573</b>	<b>86</b>	<b>5,112</b>	<b>74</b>	<b>6,717</b>	<b>105</b>	<b>7,668</b>	<b>103</b>	<b>12,558</b>

## No. 31.

## COASTING TRADE.—Value of the Total Trade

		1895-96.	1896-97.	1897-98.	1898-99.	1899-1900.
<b>IMPORTS :</b>		<i>Rupees.</i>	<i>Rupees.</i>	<i>Rupees.</i>	<i>Rupees.</i>	<i>£</i>
Private Merchandise	{ Country - -	310,929,170	274,071,930	299,761,910	286,679,220	21,137,563
	{ Foreign - -	63,552,350	52,620,840	53,711,590	53,361,740	3,476,384
Government Stores	{ Country - -	3,850,990	3,561,460	4,436,880	3,723,450	227,219
	{ Foreign - -	5,118,110	3,152,570	3,329,160	3,366,270	329,213
Total Merchandise - - -		383,450,620	333,406,800	361,239,540	347,106,240	25,170,379
Treasure - - - - -		19,810,450	19,785,640	22,374,610	17,233,430	1,923,339
Total Imports - - - -		403,261,070	353,192,440	383,614,150	364,339,670	27,093,718
<b>EXPORTS .</b>						
Private Merchandise	{ Country - -	262,298,160	252,152,260	291,507,640	247,613,130	21,491,882
	{ Foreign - -	78,497,280	66,884,310	71,132,120	66,775,070	4,219,014
Government Stores	{ Country - -	4,418,830	3,602,150	4,162,410	3,315,990	248,529
	{ Foreign - -	4,110,680	2,590,340	3,989,610	3,137,720	295,469
Total Merchandise - - -		349,324,950	325,229,060	370,791,780	320,841,910	26,254,894
Treasure - - - - -		27,077,600	24,237,090	24,186,520	23,190,360	1,711,769
Total Exports - - - -		376,402,550	349,466,150	394,978,300	344,029,510	27,966,663
<b>TOTAL TRADE</b> - - -		779,663,620	702,658,590	778,592,450	708,369,180	55,060,381

## No. 32.

## TOTAL VALUE of PRIVATE MERCHANDISE (Country and Foreign) and TREASURE IMPORTED into and EXPORTED from INDIAN PORTS (British and Foreign) in the several PRESIDENCIES and PROVINCES.

Presidencies and Provinces.	IMPORTS.				EXPORTS.				
	Merchandise.			Treasure.	Merchandise.			Treasure.	
	Country.	Foreign.	Total.		Country.	Foreign.	Total.		
Bengal	1895-96	Rs. 55,760,030	8,812,960	64,572,990	2,503,880	63,074,070	14,395,210	77,469,280	9,389,440
	1896-97	" 63,087,890	8,168,450	71,256,340	2,184,600	56,229,520	13,373,560	69,603,080	11,333,960
	1897-98	" 72,928,560	8,314,120	81,242,680	5,383,470	66,316,230	14,091,670	80,407,910	12,709,630
	1898-99	" 48,601,770	11,069,160	59,670,930	2,423,630	62,091,190	12,669,750	74,760,940	8,435,510
	1899-00	£ 3,134,924	625,571	3,760,495	279,090	4,975,027	710,199	5,685,226	1,087,009
Bombay	1895-96	Rs. 149,125,640	7,475,370	156,601,010	1,820,590	96,531,520	52,702,430	149,233,940	7,332,710
	1896-97	" 116,603,330	5,608,990	122,212,320	2,216,760	82,538,970	43,205,510	125,744,480	4,883,900
	1897-98	" 121,314,530	6,306,330	127,620,860	2,592,780	84,734,510	46,103,750	130,838,260	4,316,160
	1898-99	" 121,821,450	5,311,270	127,132,720	751,490	84,033,830	43,269,300	127,305,130	6,469,620
	1899-00	£ 10,626,494	388,808	11,015,302	161,165	6,409,249	2,818,352	9,227,601	361,371
Sind	1895-96	Rs. 12,558,980	17,954,630	30,513,610	1,840,980	19,046,620	1,979,360	21,025,980	6,300
	1896-97	" 10,694,390	14,494,780	25,189,170	990,540	17,443,980	1,656,520	19,100,500	65,850
	1897-98	" 11,397,440	16,209,960	27,607,400	788,270	24,914,780	1,651,180	26,565,950	79,730
	1898-99	" 11,714,160	15,130,640	26,844,800	4,486,340	11,634,370	1,659,080	13,293,450	55,040
	1899-00	£ 822,638	973,460	1,796,098	246,570	1,596,236	126,388	1,722,624	393
Madras	1895-96	Rs. 51,726,010	16,011,990	67,738,000	933,310	54,891,510	2,709,600	57,601,110	521,050
	1896-97	" 41,790,270	12,864,710	54,654,980	1,176,330	50,236,570	2,401,320	52,637,900	1,013,800
	1897-98	" 48,353,300	11,831,630	60,184,920	915,710	48,173,360	2,507,430	50,682,790	617,170
	1898-99	" 54,091,050	10,912,600	65,003,650	846,260	49,312,420	2,272,210	51,584,630	624,600
	1899-00	£ 3,282,378	798,393	4,080,771	86,363	3,553,517	109,645	3,663,162	38,270
Burma	1895-96	Rs. 41,758,510	13,297,400	55,055,910	5,795,800	28,754,440	6,710,680	35,465,130	627,360
	1896-97	" 41,952,130	11,483,910	53,436,040	10,689,650	45,703,220	6,247,400	51,950,610	1,668,890
	1897-98	" 46,162,690	11,058,760	57,221,450	10,252,490	67,366,760	6,778,080	74,144,840	4,419,900
	1898-99	" 50,620,570	10,938,070	61,558,640	7,263,250	40,536,600	6,904,720	47,441,320	1,233,850
	1899-00	£ 3,271,129	690,152	3,961,281	1,150,151	4,957,832	454,431	5,412,283	224,726
TOTAL	1895-96	Rs. 310,929,170	63,552,350	374,481,520	12,894,560	262,298,160	78,497,280	340,795,440	17,876,860
	1896-97	" 274,128,010	52,620,840	326,748,850	17,257,880	252,152,260	66,884,310	319,036,570	18,966,400
	1897-98	" 300,156,520	53,720,900	353,877,320	19,932,720	291,507,640	71,132,110	362,639,750	22,142,590
	1898-99	" 286,849,000	53,361,740	340,210,740	15,770,970	247,610,410	66,775,050	314,385,470	16,818,620
	1899-00	£ 21,137,363	3,476,384	24,613,947	1,923,339	21,491,881	4,219,015	25,710,896	1,711,769



## No. 33.

## COASTING SHIPPING

VESSELS ENTERED (with Cargoes and in Ballast).

YEAR.	STEAMERS		SAILING VESSELS.		TOTAL.	
	No	Tons.	No.	Tons.	No.	Tons.
1894-95 - - -	9,829	10,581,291	163,151	2,947,375	172,980	13,528,666
1896-97 - - -	9,755	10,168,132	141,623	2,557,014	151,378	12,725,146
1897-98 - - -	9,200	9,809,651	135,114	2,430,896	144,314	12,240,547
1898-99 - - -	9,232	10,303,068	147,396	2,516,499	156,628	12,819,567
1899-1900 - -	9,110	9,863,455	152,045	2,632,586	161,155	12,496,041
VESSELS CLEARED (with Cargoes and in Ballast).						
1895-96 - - -	9,772	10,479,985	154,534	2,876,099	164,306	13,356,084
1896-97 - - -	9,812	10,248,022	132,204	2,490,794	142,016	12,738,816
1897-98 - - -	9,219	9,796,111	126,252	2,388,521	135,471	12,184,632
1898-99 - - -	9,271	10,444,954	135,595	2,469,226	144,866	12,914,180
1899-1900 - -	9,219	10,090,790	141,411	2,557,925	150,630	12,642,715

## No. 34.

## TRADE of ADEN

	1895-6.	1896-7.	1897-8.	1898-9.	1899-1900.
<b>FOREIGN TRADE</b>					
Imports :	<i>Rupces</i>	<i>Rupces.</i>	<i>Rupces</i>	<i>Rupces</i>	₹
Merchandise - - - - -	28,522,330	30,157,040	24,818,870	24,772,500	1,743,010
Treasure - - - - -	6,116,270	7,307,370	3,693,060	3,612,120	207,759
Exports					
Merchandise - - - - -	33,144,400	31,483,910	30,159,100	30,730,260	1,962,585
Treasure - - - - -	7,111,170	5,448,540	3,291,180	2,065,060	114,235
<b>TOTAL - - - - -</b>	<b>74,894,170</b>	<b>74,396,860</b>	<b>61,962,210</b>	<b>61,179,940</b>	<b>4,027,594</b>
<b>INDIAN TRADE.</b>					
Imports -					
Merchandise - - - - -	10,817,800	10,873,870	11,851,110	14,679,400	826,125
Treasure - - - - -	1,282,330	848,160	649,430	503,000	17,022
Exports					
Merchandise - - - - -	1,004,800	1,119,350	1,185,340	939,160	73,536
Treasure - - - - -	421,450	1,142,560	1,402,660	3,126,610	126,130
<b>TOTAL - - - - -</b>	<b>13,526,380</b>	<b>13,983,940</b>	<b>15,088,540</b>	<b>19,248,170</b>	<b>1,042,813</b>
<b>INLAND TRADE</b>					
Imports -					
Merchandise - - - - -	3,939,890	3,027,710	3,310,480	2,701,010	183,363
Treasure - - - - -	49,750	60,750	65,920	44,010	29,706
Exports -					
Merchandise - - - - -	1,875,480	2,084,120	1,272,430	1,651,240	76,050
Treasure - - - - -	389,630	266,460	184,350	165,400	8,431
<b>TOTAL - - - - -</b>	<b>6,254,750</b>	<b>5,439,040</b>	<b>4,833,180</b>	<b>4,561,660</b>	<b>297,550</b>
<b>GRAND TOTAL - - - - -</b>	<b>94,675,300</b>	<b>93,819,840</b>	<b>81,883,930</b>	<b>84,989,770</b>	<b>5,367,937</b>

**Special Reports on Educational Subjects. Issued by Board of Education :—**

PUBLIC LIBRARY AND PUBLIC ELEMENTARY SCHOOL. The connection between.	Price 2½ <i>d.</i>
HEURISTIC METHOD OF TEACHING.	Price 3 <i>d.</i>
MODERN LANGUAGE TEACHING IN BELGIUM, HOLLAND AND GERMANY.	Price 6½ <i>d.</i>
SECONDARY SCHOOLS IN BADEN	Price 5½ <i>d.</i>
SECONDARY SCHOOLS IN PRUSSIA.	Price 1 <i>s.</i>
UNIVERSITY AND SECONDARY EDUCATION IN FRANCE.	Price 4 <i>d.</i>
INTERMEDIATE EDUCATION IN WALES, AND THE ORGANISATION OF EDUCATION IN SWITZERLAND	Price 1 <i>s.</i> 1 <i>d.</i>

**Record Office Publications :—**

I. CALENDARS. Imp. 8vo. Cloth. Price 1 <i>s.</i> per vol. —	
DOMESTIC. William and Mary Vol. III 1691-1692	
VENICE. Vol. X. 1603-1607.	
CLOSE ROLLS. Edward I Vol. I. 1272-1279.	
II LISTS AND INDEXES. No. XI Foreign Accounts enrolled on the Great Rolls of the Exchequer.	Price 10 <i>s.</i>
III. PRIVY COUNCIL OF ENGLAND. ACTS OF THE. New series. Edited by J. R. Dasent, M.A. Vol. XXI	1591 Price 10 <i>s.</i>
IV. CHRONICLES OF ENGLAND—Royal 8vo. Half bound. Price 10 <i>s.</i> per vol. —	
YEAR BOOKS OF THE REIGN OF EDWARD III. Vol. XVI Second part	
VI. SCOTTISH :—	
PRIVY COUNCIL OF SCOTLAND. Acts of. Vol. XX. 1591.	Price 15 <i>s.</i>
VII. IRISH :—	
ULSTER. Annals of. Vol. III. A.D. 1379-1541. 640 pp.	Price 16 <i>s.</i>

**Military :—**

ARTILLERY. FIELD. Tactics of 1900	Price 1 <i>s.</i>
DRESS REGULATIONS. 1900.	Price 4 <i>s.</i> 6 <i>d.</i> . or interleaved, 5 <i>s.</i> 6 <i>d.</i>
ENGINEER SERVICES. REGULATIONS. 1900.	Price 1 <i>s.</i> 6 <i>d.</i>
GERMAN ARMY (HOME AND COLONIAL) Hand-book Second Edition	Price 1 <i>s.</i> 6 <i>d.</i>
GOLD COAST. NORTHERN TERRITORIES OF. Report on. Compiled by the late Lt.-Col. H. P. Northcott, C.B.	Price 6 <i>s.</i>
SMALL WARS. Their Principles and Practice. New edition.	Price 5 <i>s.</i>
ORDNANCE SERVICES. ARMY. Regns. 1900.	Price 1 <i>s.</i> 6 <i>d.</i>

**Hydrographical :—**

PACIFIC CABLE ROUTE. PROPOSED. Report on Soundings of H.M.S. "Egeria."	Price 9 <i>d.</i>
RED SEA AND GULF OF ADEN PILOT. 1900.	Price 3 <i>s.</i> 6 <i>d.</i>

**Geological :**

FIFE, CENTRAL AND WESTERN, AND KINROSS. Sheet 40, and parts of Sheets 32 and 48. By Sir Archibald Geikie	Price 5 <i>s.</i> 6 <i>d.</i>
----------------------------------------------------------------------------------------------------------	-------------------------------

**Local Government Board :**

SANITARY CIRCUMSTANCES OF THE FARNWORTH REGISTRATION SUB-DISTRICT, AND THE BOLTON (LANCS.) REGISTRATION DISTRICT. Report on.	Price 4 <i>d.</i>
EPIDEMIC ENTERIC FEVER IN NUNEATON AND CHILVERS COTON URBAN DISTRICT. Report on.	Price 4 <i>d.</i>

**Emigrants' Information Office, 31, Broadway, Westminster, S.W., viz. :—**

COLONIES, HANDBOOKS FOR. April 1900. 8vo. Wrapper	
No. 1. Canada 2 New South Wales. 3. Victoria. 4. South Australia. 5. Queensland. 6. Western Australia. 7. Tasmania. 8. New Zealand. 9. Cape Colony 10. Natal.	Price 1 <i>d.</i> each.
No. 11. Professional Handbook dealing with Professions in the Colonies. 12. Emigration Statutes and General Handbook.	Price 3 <i>d.</i> each.
No. 13. (viz, Nos. 1 to 12 in cloth).	Price 2 <i>s.</i>
CONSULAR REPORTS, 1899.. SUMMARY OF. America, North and South. July 1900.	Price 2 <i>d.</i>
INTENDING EMIGRANTS, INFORMATION FOR :—Argentine Republic, price 2 <i>d.</i> California, price 1 <i>d.</i> Ceylon, Oct 1900, price 1 <i>d.</i> Federated Malay States, Jan. 1900, price 6 <i>d.</i> Maryland, price 1 <i>d.</i> Newfoundland, Jan. 1900, price 1 <i>d.</i> South African Republic, price 3 <i>d.</i> West Indies, price 6 <i>d.</i>	

Excise Laws. PRACTICAL ARRANGEMENT OF THE LAWS RELATIVE TO THE EXCISE, &c., &c. By Nath. J. Highmore, Assist. Solicitor of Inland Revenue. Second Edition Two vols	Price 30 <i>s.</i>
--------------------------------------------------------------------------------------------------------------------------------------------------------------------	--------------------

**Foreign Office :—**

AFRICA BY TREATY. The map of. By Sir Edward Hertslet, K.C.B. Three vols.	Price 31 <i>s.</i> 6 <i>d.</i>
COMMERCIAL TREATIES. (Hertslet's.) A complete collection of Treaties &c., &c., between Great Britain and Foreign Powers so far as they relate to Commerce and Navigation, &c., &c. By Sir Edward Hertslet, K.C.B., &c., &c. Vols. I. to XX.	Price 15 <i>s.</i> each.
STATE PAPERS. British and Foreign. Vol. 80. General Index (chronologically and alphabetically arranged) to Vols. 65 to 79. (1873 to 1888) Vols. :— 81. 1888-9. 82. 1889-1890. 83. 1890-1891. 84. 1891-2. 85. 1892-3. 86. 1893-4. 87. 1894-5. 88. 1895-6.	Price 10 <i>s.</i> each.

Board of Trade Journal, of Tariff and Trade Notices and Miscellaneous Commercial Information. Published weekly.	Price 1 <i>d.</i>
-----------------------------------------------------------------------------------------------------------------	-------------------

Index to Vols. 1 to 14. July 1886 to June 1893. And to Vols. XV. to XX. July 1893 to June 1896.	Price 1 <i>s.</i> 6 <i>d.</i>
-------------------------------------------------------------------------------------------------	-------------------------------

Kew, Royal Botanic Gardens : -Bulletins of Miscellaneous Information. Volume for 1898.	Price 3 <i>s.</i>
Monthly parts, 1899, price 4 <i>d.</i>	

PORT OF LONDON COMMISSION. Minutes of Evidence.	Price per day 4 <i>d.</i>
1. II. 1901.	

# TABLES

RELATING TO THE

# TRADE OF BRITISH INDIA

WITH

BRITISH POSSESSIONS AND FOREIGN COUNTRIES,

1895-96 TO 1899-1900.

---

Presented to both Houses of Parliament by Command of His Majesty.

---



LONDON:

PRINTED FOR HIS MAJESTY'S STATIONERY OFFICE,

BY WYMAN AND SONS, LIMITED, FETTER LANE, E.C.

And to be purchased, either directly or through any Bookseller, from  
EYRE AND SPOTTISWOODE, EAST HARDING STREET, FLEET STREET, E.C., and  
32, ABINGDON STREET, WESTMINSTER, S.W., or  
JOHN MENZIES & Co., ROSE STREET, EDINBURGH, and  
90, WEST NILE STREET, GLASGOW, or  
HODGES, FIGGIS & Co., LIMITED, 104, GRAFTON STREET, DUBLIN.

1901.

[Cd. 485.] *Price 1s.*

# TABLES

RELATING TO THE

# TRADE OF BRITISH INDIA

WITH

BRITISH POSSESSIONS AND FOREIGN COUNTRIES,

1896-97 TO 1900-01.

---

*Presented to both Houses of Parliament by Command of  
His Majesty.*

---



LONDON:  
PRINTED FOR HIS MAJESTY'S STATIONERY OFFICE.  
BY WYMAN AND SONS, LIMITED, FETTER LANE, E.C.

And to be purchased, either directly or through any Bookseller, from  
EYRE AND SPOTTISWOODE, EAST HARDING STREET, FLEET STREET, E.C., and  
32, ABINGDON STREET, WESTMINSTER, S.W.; or  
OLIVER AND BOYD, EDINBURGH; or  
E. PONSONBY, 116, GRAFTON STREET, DUBLIN.

1902.

# SALE OF GOVERNMENT PUBLICATIONS.

The under-mentioned Firms have been appointed sole Agents for the sale of Government Publications, including Parliamentary Reports and Papers, Acts of Parliament, Record Office Publications, &c, &c, and all such works can be purchased from them either directly or through retail booksellers, who are entitled to a discount of 25 per cent. from the selling prices:—

## IN ENGLAND —

For all publications *excepting* Ordnance and Geological Maps, the Hydrographical Works of the Admiralty, and Patent Office Publications.—MESSRS EYRE & SPOTTISWOODE, East Harding Street, E.C.

For Hydrographical Works of the Admiralty:—Mr. J. D. POTTER, 145, Minories, E.C.

Patent Office Publications are sold at the Patent Office.

For all publications *excepting* the Hydrographical Works of the Admiralty, Patent Office Publications, and Ordnance and Geological Maps

IN SCOTLAND:—MESSRS OLIVER AND BOYD, Edinburgh

IN IRELAND:—MR. E. PONSONBY, 116, Grafton Street, Dublin.

The Publications of the ORDNANCE SURVEY and of the GEOLOGICAL SURVEY can be purchased from Agents in most of the chief towns of the United Kingdom, through any Bookseller, or from the Director General of the Ordnance Survey, Southampton, or in the case of Ireland, from the Officer in Charge, Ordnance Survey, Dublin. In addition, Ordnance Survey Publications can be obtained through Head Post Offices in towns where there are no accredited Agents

The following is a list of some of the more important Parliamentary and Official Publications recently issued:—

## Parliamentary:

### Statutes—

<i>Public General, Session 1900, Sess 2, and 1901. With Index, Tables, &amp;c</i>	Roy. 8vo. Cloth.	Price 3s
<i>Second Revised Edition. A.D. 1235–1713 to A.D. 1872–1883</i>	XVI. Vols.	Price 7s 6d each
<i>Revised Editions. Tables showing subsequent Repeals, effected by Acts of 63 &amp; 64 Vict</i>	1900	Price 6d
<i>Statutes in Force. Chronological Table of and Index to.</i>	17th Edition. To end of 1 Edward VII. (1901). 2 vols	Price 10s 6d.
<i>The Statutory Rules and Orders revised</i>	Statutory Rules and Orders, other than those of a local, personal, or temporary character, issued prior to 1890, and now in force. Vols I. to VIII.	Price 10s each
<i>Statutory Rules and Orders, other than those of a Local, Personal, or Temporary Character. With a List of the more important Statutory Orders of a Local Character arranged in classes; and an Index.</i>	Roy 8vo. Boards. Issued in the years 1890, 1891, 1892, 1893, 1894, 1895, 1896, 1897, 1898, 1899, and 1900.	Price 10s each
<i>Statutory Rules and Orders in force on 31st December 1899. Index to</i>		Price 10s
<i>Statutory Rules and Orders, 1902. Registered under the Rules Publication Act, 1893. In course of issue.</i>		
<i>Index to Local and Personal Acts, 1801–1899</i>		Price 10s
<i>Acts of Parliament, Local and Private, Session 1901.</i>		Price, per sheet, 3d
[Cd 416.] EDUCATIONAL SUBJECTS	Special Reports Vol. IV. Canada, Newfoundland, &c.	Price 4s 6d
[Cd 417.] Do.	do. Vol. V. Cape Colony, Australia, &c.	Price 4s
[Cd 418.] Do	do. Vol. VI. Preparatory Schools for Boys	Price 2s 3½d
[Cd 419.] TECHNICAL AND COMMERCIAL EDUCATION in East Prussia, Poland, Galicia, &c, James Baker, F.R.G.S.		Price 6d
[Cd. 638.] LOCAL TAXATION	ROYAL COMMISSION Final Report as to England and Wales	Price 1s 6d
[Cd 698] WORKMEN'S CO-OPERATIVE SOCIETIES.	United Kingdom. Report on, with Tables	Price 1s 2½d
[Cd 825, 826] UNIVERSITY EDUCATION IN IRELAND.	Royal Commission. First Report, with Evidence, Appendix and Index	Price 3s 7d
[Cd. 833.] FOOD PRESERVATIVES.	Report of Committee on With Evidence, Appendix, and Index.	Price 4s 3d
[Cd 849, 895.] EMPLOYMENT OF SCHOOL CHILDREN.	Report of Committee on. With Evidence, Appendix, and Index.	Price 4s 5d
[Cd. 876] EAST INDIA (FAMINE).	Report of the Commission, 1901.	Price 1s 3d
[Cd 902.] SOUTH AFRICA	Working of the Refugee Camps, December, 1901—January, 1902.	Price 1s 1½d
CENSUS 1901.	Reports and Population Tables for England and Wales, Scotland and Ireland. In course of issue	
MINES.	Reports of H.M. Inspectors for 1900, with Summaries of the Statistical portion under the provisions of the Coal Mines Regulation Act, 1887, Metalliferous Mines Regulation Acts, 1872–1875; Slate Mines (Gunpowder) Act, 1882, Districts Nos 1 to 13. (Complete)	Price 9s. 2½d
MINES in the United Kingdom and the Isle of Man.	List of, for 1900.	Price 2s
QUARRIES.	Do. do. do 1900.	Price 4s 6d
MINES ABANDONED.	List of the Plans of. Corrected to 31st December 1900.	Price 1s.
ACCIDENTS AT DOCKS, WHARVES, AND QUAYS.	Report upon	Price 6d.

The following appear periodically, and can be subscribed for:—

TRADE OF THE UNITED KINGDOM WITH BRITISH POSSESSIONS AND FOREIGN COUNTRIES, showing the Quantities and the Declared Value of the Articles.

TRADE REPORTS of the British Colonies, with information relative to population and general conditions

TRADE REPORTS by His Majesty's Representatives in Foreign Countries, and Reports on Commercial and General Interests.

The Proceedings of Parliament in public and private business, published daily House of Lords, Price 1d. per 4 pp.; House of Commons, 1d. per 8 pp

TABLES B. 111  
RELATING TO THE  
TRADE OF BRITISH INDIA  
WITH  
BRITISH POSSESSIONS (7)  
AND FOREIGN COUNTRIES,  
1896-97 TO 1900-1901.

---

Presented to both Houses of Parliament by Command of His Majesty.

---



LONDON:  
PRINTED FOR HIS MAJESTY'S STATIONERY OFFICE,  
BY WYMAN AND SONS, LIMITED, FETTER LANE, E.C.  
And to be purchased, either directly or through any Bookseller, from  
EYRE AND SPOTTISWOODE, EAST HARDING STREET, FLEET STREET, E.C.; and  
32, ABINGDON STREET, WESTMINSTER, S.W.; or  
OLIVER AND BOYD, EDINBURGH; or  
E. PONSONBY, 116, GRAFTON STREET, DUBLIN.

1902.

[Cl. 972.] Price 11½d.

THE REVIEW of the TRADE of INDIA, having been received from India at an earlier date than usual, was issued separately (Cd. 827).

Values until 1898-99 were expressed in Tens of Rupees (Rx). As, however, the Government of India have discontinued this mode of presenting Values in Indian money, and have adopted the symbol £ (taking 15 rupees as equivalent to £1), Values for 1899-1900 and 1900-01 are given in pounds, and those for the preceding years in rupees.

## CONTENTS.

### TABLES RELATING TO THE TRADE OF BRITISH INDIA.

No. of Table.		Page
1	TOTAL TRADE: Value	4
2	PRIVATE MERCHANDISE: Principal Countries: Imports	5
3	"                                                  Exports (Indian Merchandise)	6
4	"                                                  " (Foreign " )	7
	Principal Articles: Imports: Quantity	8
6	"                                                  " Value	9
7	"                                                  Exports (Indian Merchandise): Quantity	22
8	"                                                  "                                                  " Value	23
9	"                                                  " (Foreign " ) : Quantity	30
10	"                                                  "                                                  " Value	31
11	Articles and Countries: Imports and Exports: Quantity and Value	38
12	GOVERNMENT STORES: Imports	73
13	Exports	75
14	TRADE WITH PRINCIPAL COUNTRIES, distinguishing Principal Articles: Quantities	76
15	"                                                  " Values	77
16	TREASURE: Imports from different Countries--	104
17	Description of Imports	105
18	Exports to different Countries	106
19	Description of Exports	107
20	PROVINCES AND PORTS: Distribution of Trade	108
21	CUSTOMS DUTY: Gross amount collected on different Articles, &c.	109
22	LAND TRADE: Value of Registered Imports and Exports, distinguishing Countries, &c.	110
23	SHIPPING: Vessels entered and cleared, distinguishing Steamers <i>via</i> Suez Canal	111
24	"                                                  " with Cargoes and in Ballast	"
25	" entered, distinguishing Countries	112
26	" cleared,                                                  "                                                  "	113
27	" entered and cleared, distinguishing Nationalities	114
28	" built at Indian Ports	115
29	" first registered at Indian Ports	"
30	COASTING TRADE: Value of the Total Trade	116
31	Total Value of Private Merchandise and Treasure imported into and exported from Indian Ports in the several Presidencies and Provinces	"
32	COASTING SHIPPING: Vessels entered and cleared with Cargoes and in Ballast	117
33	TRADE OF ADEN	"

INDIA OFFICE,  
13th February, 1902.

ARTHUR GODLEY,  
Under Secretary of State.



**T A B L E S**  
RELATING TO  
**THE TRADE OF BRITISH INDIA.**

NOTE—The Values throughout the following Tables are given in Rupees up to 1898-99, and subsequently in pounds, at the rate of 15 Rupees to £1.

No. 1.  
VALUE OF THE TOTAL TRADE.

	1896-97.	1897-98.	1898-99.	1899-1900.	1900-01.
<b>SEA-BORNE TRADE.</b>					
<b>Imports:</b>	<i>Rupees.</i>	<i>Rupees.</i>	<i>Rupees</i>	£	£
PRIVATE MERCHANDISE - - -	717,938,290	692,666,630	683,803,410	47,141,242	50,851,923
GOVERNMENT STORES - - -	43,235,440	43,803,720	37,211,870	3,061,745	3,077,803
TOTAL MERCHANDISE - - -	761,173,730	736,470,350	721,015,280	50,202,987	53,929,726
TREASURE, PRIVATE - - -	130,753,530	204,762,870	178,839,570	13,972,342	10,975,739
„ GOVERNMENT - - -	92,100	543,300	116,560	10,115	5,408,769
TOTAL TREASURE - - -	130,845,630	205,306,170	178,956,130	13,982,457	16,384,508
TOTAL IMPORTS - - -	892,019,360	941,776,520	899,971,410	64,185,444	70,314,234
<b>Exports:</b>					
PRIVATE MERCHANDISE					
INDIAN PRODUCE AND MANUFACTURES - - -	998,806,600	937,861,010	1,093,502,770	70,455,797	69,470,232
FOREIGN DITTO - - -	40,336,370	37,511,720	33,711,960	2,194,994	2,139,021
GOVERNMENT STORES - - -	697,990	955,080	782,520	71,424	233,024
TOTAL MERCHANDISE - - -	1,039,840,960	976,327,810	1,127,997,250	72,722,215	71,842,277
TREASURE, PRIVATE - - -	49,255,800	71,341,690	74,081,810	5,300,027	4,982,970
„ GOVERNMENT - - -	119,160	144,780	32,400	4,231	4,501,960
TOTAL TREASURE - - -	49,374,960	71,486,470	74,114,210	5,304,258	9,484,930
TOTAL EXPORTS - - -	1,089,215,920	1,047,814,280	1,202,111,460	78,026,473	81,327,207
<b>Total Sea-borne Trade - - -</b>	<b>1,981,235,280</b>	<b>1,989,590,800</b>	<b>2,102,082,870</b>	<b>142,211,917</b>	<b>151,641,441</b>
NET EXPORTS OF MERCHANDISE -	278,667,230	239,857,460	406,981,970	22,519,228	17,912,551
NET IMPORTS OF TREASURE - - -	81,470,670	133,819,700	104,841,920	8,678,199	6,899,578
EXCESS OF EXPORTS - - -	197,196,560	106,037,760	302,140,050	13,841,029	11,012,973
<b>Percentage of Sea-borne Trade <i>vid</i> Suez Canal:</b>					
IMPORTS, MERCHANDISE - - -	85 50	83 92	85 69	85 59	83 12
„ TREASURE - - -	71 63	74 16	60 61	62 13	65 79
EXPORTS, MERCHANDISE - - -	60 18	58 61	60 32	59 85	64 54
„ TREASURE - - -	43 58	30 03	31 36	25 10	26 43
TOTAL SEA-BORNE TRADE - - -	70 22	68 66	68 02	67 81	72 03
<b>LAND TRADE.</b>					
<b>Imports:</b>					
MERCHANDISE - - -	47,945,250	50,226,780	54,895,150	4,095,669	4,276,584
TREASURE - - -	8,430,020	6,119,230	5,913,140	597,045	456,271
TOTAL IMPORTS - - -	56,375,270	56,346,010	60,808,290	4,692,714	4,732,855
<b>Exports:</b>					
MERCHANDISE - - -	43,098,060	40,835,870	45,821,920	3,364,923	3,617,448
TREASURE - - -	6,272,650	8,481,100	6,475,420	355,632	763,015
TOTAL EXPORTS - - -	49,370,710	49,316,970	52,297,340	3,720,555	4,380,463
<b>Total Land Trade - - -</b>	<b>105,745,980</b>	<b>105,662,980</b>	<b>113,105,630</b>	<b>8,413,269</b>	<b>9,113,318</b>

## No. 2.

## VALUE of IMPORTS of MERCHANDISE (exclusive of Government Stores) from PRINCIPAL COUNTRIES into British India.

COUNTRIES.	1896-97.	1897-98.	1898-99.	1899-1900.	1900-01.
	<i>Rupees.</i>	<i>Rupees.</i>	<i>Rupees.</i>	£	£
UNITED KINGDOM - - - - -	502,966,340	464,548,660	470,321,700	32,502,127	32,450,647
<b>BRITISH POSSESSIONS :</b>					
Europe : Gibraltar - - - - -	116,380	102,840	49,410	3,502	3,144
Malta - - - - -	48,680	27,410	16,300	3,537	957
Asia : Aden - - - - -	1,368,250	1,531,790	1,153,420	99,059	110,756
Ceylon - - - - -	6,826,430	10,711,420	7,020,050	409,740	504,934
China, Hong Kong - - - - -	14,204,440	12,918,530	11,508,760	734,529	1,067,684
Straits Settlements - - - - -	18,421,220	24,098,280	20,062,100	1,290,381	1,544,635
Africa : Cape Colony - - - - -	79,310	21,530	12,050	876	1,805
Mauritius - - - - -	18,076,310	16,830,710	19,593,450	1,098,530	1,613,032
Natal - - - - -	17,860	60,900	41,790	4,005	1,227
America : Canada - - - - -	4,030	10,740	6,190	18,110	600
Australia (including Tasmania and New Zealand)	4,526,760	3,344,300	3,257,030	290,864	518,566
	63,689,670	69,658,450	62,720,550	3,953,133	5,367,340
<b>FOREIGN COUNTRIES :</b>					
Europe : Austria-Hungary - - - - -	14,877,880	21,467,930	24,283,750	1,588,900	2,091,228
Belgium - - - - -	24,037,030	22,848,390	22,304,320	1,224,021	1,620,312
Denmark - - - - -	7,580	4,270	17,700	586	187
France - - - - -	9,200,960	8,827,960	10,318,450	683,921	738,945
Germany - - - - -	23,078,210	24,345,190	17,278,760	1,123,259	1,735,361
Greece - - - - -	3,320	3,010	4,480	992	498
Holland - - - - -	2,401,050	2,890,880	3,522,010	206,984	286,905
Italy - - - - -	4,647,170	4,991,630	5,569,280	493,412	550,953
Norway - - - - -	729,520	652,730	537,920	27,339	27,470
Portugal - - - - -	42,590	37,320	67,470	4,237	2,481
Russia - - - - -	20,195,950	20,807,570	20,529,950	1,600,982	1,892,955
Spain - - - - -	5,290	37,360	81,450	6,044	2,569
Sweden - - - - -	951,510	1,328,150	1,132,600	46,226	43,998
Turkey in Europe - - - - -	15,390	25,680	27,060	93,885	115,064
Asia : Arabia - - - - -	4,946,900	4,994,710	4,437,940	538,817	378,750
China, Treaty Ports - - - - -	7,286,450	3,991,590	5,410,130	329,729	630,442
Cochin-China - - - - -	7,150	267,100	480	37,020	133
Japan - - - - -	5,473,560	5,345,190	5,450,050	333,301	558,965
Java - - - - -	1,404,800	2,081,490	1,958,060	182,913	177,523
Maldive Islands - - - - -	87,630	99,430	59,880	4,027	5,669
Mekran and Somiani - - - - -	698,240	806,430	630,000	51,235	52,213
Persia - - - - -	6,859,830	6,919,130	5,839,530	551,955	475,798
Philippine Islands - - - - -	35,750	20,510	12,620	9,609	10,933
Siam - - - - -	960,990	1,044,690	598,150	63,953	96,253
Sumatra - - - - -	254,540	3,289,950	1,594,940	11,926	0
Turkey in Asia - - - - -	3,916,030	2,912,860	1,454,780	293,248	363,110
Africa : Abyssinia - - - - -	63,260	132,700	43,890	5,272	3,204
Egypt - - - - -	1,997,230	1,908,280	1,257,080	147,284	199,005
Madagascar - - - - -	29,900	44,340	37,900	900	545
Portuguese East Africa - - - - -	262,030	352,300	124,020	18,951	14,568
Réunion - - - - -	450	16,760	6,900	287	0
Zanzibar, &c. - - - - -	2,050,560	1,556,550	2,348,570	162,729	115,871
America : South America - - - - -	1,260	5,540	3,640	111	3
United States - - - - -	14,669,490	14,310,750	13,626,690	828,073	833,303
West Indies* - - - - -	640	900	3,850	240	278
Other Countries - - - - -	82,140	90,250	186,860	13,614	8,444
	151,282,280	158,459,520	150,761,160	10,685,982	13,033,936
<b>TOTAL IMPORTS - - - - -</b>	<b>717,938,290</b>	<b>692,666,630</b>	<b>683,803,410</b>	<b>47,141,242</b>	<b>50,851,923</b>

\* British and Foreign Possessions are not shown separately for the West Indies.

VALUE of EXPORTS of INDIAN PRODUCE and MANUFACTURES (exclusive of Government Stores)  
to PRINCIPAL COUNTRIES from British India.

COUNTRIES		1896-97.	1897-93.	1898-99.	1899-1900.	1900-01.
		<i>Rupees</i>	<i>Rupees.</i>	<i>Rupees.</i>	£	£
UNITED KINGDOM - - - - -		316,463,040	291,962,010	320,060,180	20,589,258	20,918,367
BRITISH POSSESSIONS :						
Europe .	Gibraltar - - - - -	166,980	448,160	28,100	3,162	6,339
	Malta - - - - -	87,430	40,390	58,830	3,711	3,075
Asia .	Aden - - - - -	7,840,900	8,483,740	10,645,400	589,662	437,408
	Ceylon - - - - -	31,099,830	39,977,890	42,072,120	2,784,841	3,192,525
	China, Hong Kong - - - - -	82,516,710	75,583,160	79,415,690	5,300,379	5,281,956
	Straits Settlements - - - - -	50,079,980	42,935,980	56,444,090	3,662,084	4,572,071
Africa	Cape Colony - - - - -	3,389,240	2,919,830	2,667,830	194,110	190,275
	Mauritius - - - - -	11,259,260	11,242,020	12,710,870	648,224	834,741
	Natal - - - - -	3,893,940	2,609,070	3,680,360	238,297	245,835
	St. Helena - - - - -	580	7,750	0	0	0
America	Canada - - - - -	452,910	343,300	462,050	51,328	69,870
Australia (including Tasmania and New Zealand)		11,788,760	12,358,660	12,819,560	1,064,664	1,273,971
		202,576,520	196,949,950	221,004,900	14,540,462	16,108,066
FOREIGN COUNTRIES						
Europe	Austria-Hungary - - - - -	24,966,850	21,012,590	20,871,800	1,134,189	1,804,958
	Belgium - - - - -	30,528,880	30,270,580	47,421,810	2,274,371	2,361,295
	Denmark - - - - -	4,800	11,360	14,530	651	23,370
	France - - - - -	67,554,960	56,272,000	78,159,700	4,434,914	3,088,072
	Germany - - - - -	75,355,790	71,815,950	82,458,060	5,009,262	6,137,495
	Greece - - - - -	139,270	79,350	77,160	2,729	1,259
	Holland - - - - -	5,978,850	2,989,340	4,717,820	263,999	313,267
	Italy - - - - -	30,279,630	26,741,660	33,050,530	1,808,711	2,041,979
	Portugal - - - - -	0	372,810	536,860	32,947	18,563
	Russia - - - - -	2,566,710	1,090,570	1,227,240	81,774	162,238
	Spain - - - - -	1,716,560	2,060,920	1,522,410	111,367	200,046
	Sweden - - - - -	196,820	113,260	184,110	3,471	28,387
	Turkey in Europe - - - - -	822,260	689,060	909,840	36,898	50,175
Asia	Arabia - - - - -	7,839,310	8,643,130	12,970,860	452,919	452,971
	China, Treaty Ports - - - - -	54,302,550	45,243,270	47,663,440	4,076,618	2,546,589
	Cochin-China - - - - -	3,292,010	763,660	1,449,840	103,327	158,758
	Japan - - - - -	40,758,860	41,579,810	52,155,870	4,224,443	1,389,704
	Java - - - - -	1,332,650	1,269,190	872,570	47,267	142,334
	Maldivo Islands - - - - -	176,210	120,730	126,800	9,112	14,658
	Mekran and Sommani - - - - -	489,050	562,910	501,890	24,271	23,908
	Persia - - - - -	4,171,170	5,419,560	7,053,400	243,962	344,133
	Philippine Islands - - - - -	306,850	230,480	36,110	4,856	66,547
	Siam - - - - -	341,130	400,770	327,270	24,520	30,534
	Sumatra - - - - -	32,750	32,150	0	2,437	8,723
	Turkey in Asia - - - - -	5,156,220	4,643,170	5,476,230	272,998	373,243
Africa :	Abyssinia - - - - -	1,717,580	827,970	2,563,000	109,052	53,762
	Egypt - - - - -	48,535,610	39,473,290	68,470,800	3,580,702	3,002,027
	Madagascar - - - - -	280,030	190,570	77,180	3,794	11,824
	Portuguese East Africa - - - - -	1,763,950	1,091,860	1,195,510	96,196	162,159
	Réunion - - - - -	2,251,970	1,063,450	1,363,580	66,009	80,689
	Zanzibar, &c - - - - -	5,401,980	5,318,800	8,434,720	355,413	419,393
America .	South America - - - - -	14,361,420	17,120,470	12,745,530	1,052,569	876,167
	United States - - - - -	48,137,060	58,747,090	53,841,910	5,076,586	4,811,343
	West Indies* - - - - -	1,534,340	1,025,610	1,593,290	86,813	62,350
Other Countries - - - - -		1,472,760	1,682,560	2,366,320	196,990	186,875
		478,767,040	448,949,050	552,437,690	35,326,077	32,443,790
TOTAL EXPORTS - - - - -		998,806,600	937,861,010	1,093,522,770	70,455,797	69,470,232

\* See note on page 5

## No. 4

VALUE of EXPORTS of FOREIGN (including BRITISH and COLONIAL) MERCHANDISE (exclusive of Government Stores) to PRINCIPAL COUNTRIES from British India.

COUNTRIES.	1896-97.	1897-98.	1898-99.	1899-1900.	1900-01.
	<i>Rupees.</i>	<i>Rupees.</i>	<i>Rupees.</i>	£	£
UNITED KINGDOM	9,708,610	10,139,580	8,474,360	553,303	455,642
<b>BRITISH POSSESSIONS :</b>					
Europe : Gibraltar	111,010	220	540	13	1,017
Malta	29,940	0	2,150	10	304
Asia : Aden	1,565,580	1,485,850	1,112,270	96,213	89,393
Ceylon	1,347,760	1,007,490	1,023,580	77,864	101,975
China, Hong Kong	1,271,060	1,369,980	1,372,930	90,860	62,988
Straits Settlements	3,217,920	2,693,710	3,295,630	204,609	156,684
Africa : Cape Colony	43,480	9,090	4,700	947	1,048
Mauritius	1,021,160	733,850	553,530	40,938	37,578
Natal	498,580	411,160	166,190	8,914	11,018
America : Canada	0	0	1,470	0	0
Australia (including Tasmania and New Zealand)	107,480	11,740	53,140	2,483	2,342
	9,203,970	7,723,690	7,935,180	522,854	464,347
<b>FOREIGN COUNTRIES :</b>					
Europe : Austria-Hungary	67,790	45,900	103,340	9,633	8,084
Belgium	66,960	112,800	70,310	15,338	8,514
France	126,360	155,780	10,445	8,085	23,394
Germany	112,520	68,460	89,490	11,419	8,820
Greece	530	200	3,480	40	461
Holland	8,190	230	640	18	0
Italy	418,970	245,780	155,600	33,566	22,257
Russia	1,695,570	1,006,500	73,550	929	3,396
Turkey in Europe	6,910	7,330	4,290	88	359
Asia : Arabia	3,070,870	3,104,480	2,587,960	168,759	165,137
China, Treaty Ports	95,510	73,500	86,840	9,075	7,158
Cochin-China	700	320	880	201	0
Japan	183,280	154,770	221,500	13,220	8,929
Java	52,520	34,260	18,570	1,467	1,037
Maldiv Islands	12,640	6,470	10,030	279	483
Mekran and Sorniani	147,900	219,410	168,220	12,338	18,118
Persia	9,188,930	8,621,550	8,066,420	491,940	339,183
Philippine Islands	0	650	1,910	429	321
Siam	28,760	29,910	48,340	2,357	7,096
Sumatra	10	1,000	3,390	2,667	81
Turkey in Asia	1,931,080	1,373,280	1,45,570	99,219	110,592
Africa : Abyssinia	259,900	7,570	53,420	3,679	9,137
Egypt	232,860	226,910	180,300	8,925	13,440
Madagascar	254,080	154,290	63,740	2,334	7,578
Portuguese East Africa	1,060,710	1,204,670	94,030	69,227	99,282
Réunion	109,260	590	200	13	0
Zanzibar, &c.	2,092,570	2,500,220	2,057,800	126,991	125,396
America : South America	8,310	29,350	8,650	946	298
United States	47,920	13,860	51,140	3,047	10,179
West Indies*	3,720	4,750	1,310	129	356
Other Countries	138,460	247,500	181,550	17,480	19,944
	21,423,790	19,648,400	17,301,920	1,118,838	1,219,032
<b>TOTAL EXPORTS</b>	<b>40,336,370</b>	<b>37,511,700</b>	<b>33,711,960</b>	<b>2,194,994</b>	<b>2,139,021</b>

\* See note on page 5.

## QUANTITY\* of IMPORTS of PRINCIPAL ARTICLES into British India.

ARTICLES.	1896-97.	1897-98.	1898-99.	1899-1900.	1900-01.
<b>I.—ANIMALS, LIVING :</b>					
Horses - - - - - No.	7,191	4,982	7,622	7,093	10,682
Other sorts - - - - - "	2,101	2,563	1,715	8,551	1,015
Total Number of Animals, Living - - - - - "	9,292	7,545	9,337	15,644	11,697
<b>II.—ARTICLES OF FOOD AND DRINK :</b>					
Coffee - - - - - Cwt.	8,300	11,185	20,748	9,986	7,503
<b>Fruits and Vegetables :</b>					
<b>Fruits :</b>					
Cocoanuts - - - - - No.	13,200,252	13,384,408	16,441,728	11,897,652	17,382,627
" Kernel or Copra - - - - - Cwt.	32,979	42,577	10,443	6,619	6,764
Other sorts - - - - - "	—	—	—	—	—
Vegetables, fresh - - - - - "	—	—	—	—	—
<b>Grain and Pulse :</b>					
Gram - - - - - Cwt.	921	2,409	931	2,078	3,592
Pulse - - - - - "	80,494	90,930	28,934	162,601	485,462
Rice in the husk - - - - - "	47	24,231	7,407	7,290	23,670
" not in the husk - - - - - "	27,803	678,387	6,010	307,642	83,024
Wheat - - - - - "	601,356	46,325	47	307,527	559,351
Wheat flour - - - - - "	12,135	28,586	8,304	16,868	14,071
Other sorts - - - - - "	357,846	201,547	7,538	705,569	785,925
	1,080,602	1,072,415	59,171	1,509,575	1,955,095
Hope - - - - - Cwt.	6,233	3,027	3,781	4,218	4,080
<b>Liquors :</b>					
Ale, Beer, Porter, Cider, &c. - - - - - Gals.	3,025,833	2,838,572	3,231,025	3,211,984	3,231,444
<b>Spirits -</b>					
Brandy - - - - - "	261,112	279,400	290,556	282,611	292,561
Gin - - - - - "	69,807	68,084	64,252	63,541	72,287
Liqueurs - - - - - "	13,651	11,966	14,615	11,673	11,509
Rum - - - - - "	41,823	45,649	51,390	50,910	44,963
Whisky - - - - - "	509,571	511,986	546,197	546,200	539,465
Other sorts - - - - - "	297,596	300,406	296,338	289,982	292,488
	1,193,560	1,217,491	1,263,348	1,244,917	1,253,303
<b>Wines :</b>					
Champagne - - - - - "	36,160	29,950	31,825	30,242	28,066
Claret - - - - - "	82,740	75,364	74,478	69,401	55,453
Port - - - - - "	82,145	84,540	82,518	80,202	86,976
Sherry - - - - - "	27,832	25,528	24,747	22,583	22,693
Other sorts - - - - - "	126,377	110,719	118,636	116,421	131,439
	355,254	326,101	332,204	318,849	324,627
	4,574,647	4,382,164	4,826,577	4,775,750	4,809,374
<b>Provisions :</b>					
Bacon and Hams - - - - - Lbs.	1,022,365	983,730	1,093,694	1,056,682	1,144,716
Biche de mer - - - - - "	25,556	17,271	18,475	22,950	16,329
Butter - - - - - "	186,539	209,785	222,329	229,119	331,880
Cheese - - - - - "	881,267	911,231	948,754	872,296	965,836
Fishmaws and Sharkfins - - - - - "	1,547,473	1,567,784	1,326,528	1,422,497	1,405,140
Fish, dry, salted - - - - - "	12,054,401	17,127,480	14,559,185	15,398,822	15,765,445
" dry, unsalted - - - - - "	2,466,474	2,176,960	3,445,207	1,890,187	2,324,146
" wet, salted ( <i>ngapi</i> ) - - - - - "	14,542,597	17,162,815	14,479,313	9,787,365	10,549,851
<b>Fruits and Vegetables—dried, salted or preserved :</b>					
Dates - - - - - Cwt.	547,295	658,206	463,181	781,281	871,272
Other sorts - - - - - "	94,003	119,034	96,321	94,601	106,511
Ghi - - - - - Lbs.	1,186,422	393,986	90,372	1,157,036	2,398,364
Other sorts - - - - - Cwt.	226,141	276,975	243,678	256,219	319,641
Salt - - - - - Tons	328,304	486,716	411,865	416,636	347,787

\* The mark — denotes that the quantities are not stated, owing to the variety of articles included under one head, or for other reasons; while the mark 0 signifies that there was no import or export at all, as the case may be, of the article in question.

## VALUE of IMPORTS of PRINCIPAL ARTICLES into British India.

ARTICLES.	1896-97.	1897-98.	1898-99.	1899-1900.	1900-01.
<b>I.—ANIMALS, LIVING :</b>					
Horses . . . . .	Rupees. 3,617,470	Rupees. 2,182,750	Rupees 3,230,960	£ 197,934	£ 318,459
Other sorts . . . . .	57,110	93,560	62,100	4,395	6,421
Total Value of Animals, Living . . . . .	3,674,580	2,276,310	3,293,060	202,329	324,880
<b>II.—ARTICLES OF FOOD AND DRINK :</b>					
Coffee . . . . .	496,950	528,440	696,890	21,427	17,318
<b>Fruits and Vegetables :</b>					
<b>Fruits :</b>					
Cocoanuts . . . . .	620,000	853,980	787,250	39,587	49,002
"    Kernel or Copra . . . . .	361,880	464,670	114,810	4,846	4,963
Other sorts . . . . .	83,600	77,560	134,210	8,678	8,866
Vegetables, fresh . . . . .	122,890	88,600	87,890	9,193	8,956
	1,188,370	1,484,810	1,124,160	62,304	71,787
<b>Grain and Pulse :</b>					
Gram . . . . .	5,620	14,480	4,760	724	1,289
Pulse . . . . .	391,570	445,240	125,750	57,482	172,462
Rice in the husk . . . . .	150	131,600	22,640	1,924	5,593
"    not in the husk . . . . .	162,280	4,133,900	33,700	118,272	28,852
Wheat . . . . .	3,443,360	251,800	300	104,149	192,160
Wheat Flour . . . . .	123,210	253,680	89,920	9,253	7,129
Other sorts . . . . .	1,428,370	877,220	35,570	192,858	231,868
	5,554,560	6,107,920	312,640	484,662	639,353
Hops . . . . .	388,720	234,870	447,690	23,093	22,101
<b>Liquors :</b>					
<b>Ale, Beer, Porter, Cider, &amp;c. . . . .</b>					
	4,747,760	4,624,310	4,814,380	303,926	313,346
<b>Spirits :</b>					
Brandy . . . . .	2,131,090	2,279,070	2,310,690	152,342	156,955
Gin . . . . .	295,540	292,230	257,430	16,962	19,978
Liqueurs . . . . .	200,990	158,630	205,710	10,627	10,186
Rum . . . . .	94,770	98,710	100,610	5,940	6,874
Whisky . . . . .	3,737,350	3,665,340	3,812,010	247,775	244,122
Other sorts . . . . .	1,811,190	1,718,280	1,879,570	137,023	137,519
	8,270,930	8,212,260	8,566,020	570,669	575,634
<b>Wines :</b>					
Champagne . . . . .	1,109,410	866,000	939,050	58,503	54,619
Claret . . . . .	477,970	414,690	405,530	22,604	18,542
Port . . . . .	734,470	771,500	759,300	46,772	50,114
Sherry . . . . .	219,850	200,010	194,690	11,539	11,291
Other sorts . . . . .	889,050	796,180	796,230	50,972	54,393
	3,430,750	3,048,380	3,094,800	190,390	188,959
	16,449,440	15,884,950	16,475,200	1,064,985	1,077,939
<b>Provisions :</b>					
Bacon and Hams . . . . .	772,070	727,230	752,550	46,805	50,786
Biche de mer . . . . .	11,370	7,640	8,170	629	460
Butter . . . . .	201,440	223,650	226,270	15,244	22,040
Cheese . . . . .	631,170	633,380	588,030	35,619	40,005
Fishmaws and Sharkfins . . . . .	552,760	637,220	538,710	37,605	32,917
Fish, dry, salted . . . . .	1,171,090	1,695,620	1,584,710	105,986	117,875
"    dry, unsalted . . . . .	182,810	161,770	245,690	8,194	7,627
"    wet, salted ( <i>ngapi</i> ) . . . . .	547,090	620,840	536,090	26,779	28,759
<b>Fruits and Vegetables—dried, salted, or preserved :</b>					
Dates . . . . .	2,683,360	3,362,640	2,528,780	250,797	279,665
Other sorts . . . . .	1,309,470	1,752,340	1,457,960	106,065	106,153
Ghi . . . . .	428,430	142,090	34,460	28,983	71,402
Other sorts . . . . .	6,883,890	7,092,790	6,815,250	462,792	559,455
	15,374,950	17,057,210	15,316,670	1,125,498	1,317,144
Salt . . . . .	6,285,440	8,687,180	6,612,270	407,997	377,338

## No. 5—continued.

## QUANTITY OF IMPORTS OF PRINCIPAL ARTICLES INTO BRITISH INDIA—continued.

ARTICLES.	1896-97.	1897-98.	1898-99.	1899-1900.	1900-01.
<b>II.—ARTICLES OF FOOD AND DRINK—continued.</b>					
Spices :					
Betelnuts - - - - - Lbs.	69,414,100	80,877,916	76,665,185	89,845,846	87,805,234
Cardamoms - - - - - "	157,521	314,729	144,682	73,225	189,720
Cloves - - - - - "	5,013,371	3,629,705	7,106,581	7,815,486	5,659,372
Ginger - - - - - "	513,308	2,295,753	465,367	731,940	1,216,188
Nutmegs - - - - - "	508,281	453,322	557,512	484,627	580,867
Pepper - - - - - "	3,111,119	4,878,631	2,261,357	2,074,971	2,082,356
Other sorts - - - - - "	185,791	791,398	788,354	318,594	257,337
	78,903,491	93,241,454	87,989,038	101,344,689	97,791,074
Sugar :					
Refined or crystallised, including sugar-candy - - - - - Cwt.	2,682,463	4,235,394	3,764,910	2,935,992	4,841,636
Unrefined - - - - - "	178,937	373,236	312,589	424,870	3,819
Molasses - - - - - "	*	*	*	*	404,858
Confectionery - - - - - "	*	*	*	*	26,477
	2,861,400	4,608,630	4,077,499	3,360,862	5,276,790
Tea - - - - - Lbs.	7,874,832	3,515,013	3,659,442	3,203,111	4,949,633
Other articles - - - - - Cwt.	432	161	37	179	174
<b>III.—METALS AND MANUFACTURES OF :</b>					
<b>Metals :</b>					
Brass (mainly wrought) - - - Cwt.	9,827	13,198	8,729	10,196	11,899
<b>Copper :</b>					
Old, for re-manufacture - - - "	850	840	755	787	877
<b>Unwrought :</b>					
Tiles, ingots, cakes, and bricks - - - - - "	41,907	53,568	24,738	8,241	24,567
Other sorts - - - - - "	23,085	7,915	10,220	1,928	508
<b>Wrought :</b>					
Lametta - - - - - "	2,368	2,907	3,447	3,632	2,841
Mixed or Yellow Metal, for sheathing - - - - - "	109,554	160,223	137,789	51,687	90,988
Sheets and other manufactures - - - - - "	62,884	96,895	74,352	24,571	40,190
	240,648	322,348	251,301	90,846	159,971
German Silver - - - - - "	*	*	*	*	22,050
<b>Iron :</b>					
Old, for re-manufacture, and Ore Cast (pig) - - - - - Cwt.	13,054	31,114	11,770	36,991	14,003
Wrought :	260,958	217,415	244,224	263,563	195,699
<b>Wrought :</b>					
Anchors, Cables, and Kentledge Angle, Bolt, and Rod - - - "	27,437	22,420	11,504	11,834	11,432
Bar - - - - - "	781,613	737,239	595,999	310,143	291,267
Beams, Pillars, Girders, and Bridge-work - - - - - "	538,458	536,004	535,257	499,678	645,462
Hoop - - - - - "	153,516	101,407	69,719	53,256	58,756
Nails, Screws, Rivets, and Washers - - - - - "	89,923	84,226	82,756	79,422	66,705
Pipes and Tubes - - - - - "	179,476	206,711	162,535	191,433	242,560
Rice-bowls - - - - - "	351,985	393,330	287,816	257,118	296,834
Sheets and Plates :	70,490	77,368	58,526	69,352	74,042
Tinned - - - - - "	125,201	224,000	206,744	177,414	219,812
Galvanised - - - - - "	814,459	762,930	682,997	674,161	919,104
Not Galvanised or Tinned - - - "	360,239	378,367	233,113	252,714	254,103
Wire - - - - - "	26,322	22,197	21,683	22,666	37,167
Other manufactures of wrought or cast iron, or of iron mixed with steel - - - - - "	96,495	143,182	85,698	82,189	72,885
	3,889,626	3,937,910	3,290,341	2,981,934	3,399,831
<b>Lead :</b>					
Ore - - - - - Cwt.	6,083	3,158	4,146	5,370	3,662
Pig - - - - - "	13,962	10,773	13,891	12,866	14,651
<b>Wrought :</b>					
Sheets for tea chests - - - - - "	83,236	79,714	65,319	66,382	86,696
Sheets, Pipes, and Tubes - - - - "	8,397	9,234	8,321	9,044	8,925
Other sorts - - - - - "	11,756	11,404	9,118	9,587	8,330
	123,434	114,283	100,795	103,249	122,264

\* Not separately enumerated.

## No. 6—continued.

## VALUE OF IMPORTS OF PRINCIPAL ARTICLES INTO BRITISH INDIA—continued.

ARTICLES.	1896-97.	1897-98.	1898-99.	1899-1900.	1900-01.
<b>II.—ARTICLES OF FOOD AND DRINK—continued.</b>					
<i>Rupees. Rupees. Rupees. £ £</i>					
<b>Spices :</b>					
Betelnuts . . . . .	4,012,720	4,917,180	6,033,960	418,127	410,809
Cardamoms . . . . .	256,520	526,540	232,310	8,437	18,852
Cloves . . . . .	801,570	552,220	1,569,910	117,537	74,832
Ginger . . . . .	63,250	233,260	53,170	5,726	13,126
Nutmegs . . . . .	313,800	261,660	282,000	16,116	17,336
Pepper . . . . .	450,660	734,230	495,630	33,918	39,283
Other sorts . . . . .	148,220	222,640	223,560	11,154	12,033
	6,046,740	7,447,730	8,890,540	611,015	586,071
<b>Sugar :</b>					
Refined or crystallised, including sugar-candy . . . . .	31,119,180	47,087,930	39,532,320	2,155,660	3,651,850
Unrefined . . . . .	399,110	756,860	637,670	95,426	1,646
Molasses . . . . .	*	*	*	*	55,593
Confectionery . . . . .	*	*	*	*	61,055
	31,518,290	47,844,790	40,169,990	2,251,086	3,770,144
<b>Tea . . . . .</b>					
	5,184,200	2,129,860	1,849,440	105,762	169,142
<b>Other articles . . . . .</b>					
	1,230	400	70	24	24
<b>Total Value of Articles of Food and Drink . . . . .</b>					
	88,488,890	107,408,160	91,895,560	6,157,853	8,048,361
<b>III.—METALS AND MANUFACTURES OF :</b>					
<b>Metals :</b>					
Brass (mainly wrought) . . . . .	577,930	749,060	547,200	41,156	54,362
<b>Copper :</b>					
Old, for re-manufacture . . . . .	28,920	28,680	25,040	1,856	2,142
<b>Unwrought :</b>					
Tiles, ingots, cakes, and bricks . . . . .	1,807,510	2,331,400	1,088,120	30,089	99,128
Other sorts . . . . .	952,060	307,620	415,250	6,909	1,300
<b>Wrought :</b>					
Lametta . . . . .	431,910	449,230	525,550	41,228	34,884
Mixed or Yellow Metal, for sheathing . . . . .	4,453,580	6,351,170	5,512,040	164,404	300,392
Sheets and other manufactures . . . . .	3,069,290	4,741,590	3,646,770	108,272	173,576
	10,743,260	14,209,690	11,212,770	352,758	611,422
German Silver . . . . .	*	*	*	*	144,173
<b>Iron :</b>					
Old, for re-manufacture, and Ore . . . . .	31,830	76,120	27,730	5,934	2,444
Cast (pig) . . . . .	760,610	621,420	633,150	53,003	45,242
<b>Wrought :</b>					
Anchors, Cables, and Kentledge . . . . .	349,010	265,010	124,950	10,214	12,180
Angle, Bolt, and Rod . . . . .	4,228,620	4,110,260	3,262,970	127,155	131,830
Bar . . . . .	2,951,000	3,069,720	2,953,820	200,475	278,529
Beams, Pillars, Girders, and Bridge-work . . . . .	971,720	853,280	703,490	36,730	48,159
Hoop . . . . .	577,700	550,240	519,090	37,541	37,740
Nails, Screws, Rivets, and Washers . . . . .	1,887,780	2,133,900	1,732,560	138,315	193,424
Pipes and Tubes . . . . .	2,293,460	2,815,400	2,210,890	168,818	207,438
Rice-bowls . . . . .	655,710	701,250	525,410	43,553	50,679
Sheets and Plates :					
Tinned . . . . .	1,181,410	2,161,950	1,828,760	136,424	184,072
Galvanised . . . . .	8,177,770	7,013,940	5,877,920	442,460	663,198
Not Galvanised or Tinned . . . . .	2,171,260	2,294,550	1,375,840	117,307	127,317
Wire . . . . .	291,180	227,930	206,390	17,787	30,060
Other manufactures of wrought or cast iron, or of iron mixed with steel . . . . .	1,164,650	1,837,850	1,102,820	77,216	81,010
	27,693,710	28,722,880	23,085,790	1,612,932	2,093,322
<b>Lead :</b>					
Ore . . . . .	71,240	39,420	52,560	4,642	3,335
Pig . . . . .	147,460	113,210	152,970	11,192	13,163
<b>Wrought :</b>					
Sheets for tea chests . . . . .	1,185,240	1,107,830	916,340	69,789	104,788
Sheets Pipes, and Tubes . . . . .	102,450	117,090	104,180	8,468	9,227
Other sorts . . . . .	187,190	181,260	145,920	10,396	10,228
	1,693,580	1,558,810	1,371,970	104,486	140,741

\* Not separately enumerated.



## QUANTITY of IMPORTS of PRINCIPAL ARTICLES into British India—continued.

ARTICLES.	1896-97.	1897-98.	1898-99.	1899-1900.	1900-01.
III.—METALS AND MANUFACTURES OF—continued.					
Metals—continued.					
Quicksilver . . . . . Lbs.	260,141	316,208	254,274	192,878	266,937
Steel.					
Angle, Channel, and Spring . . . Cwt.	*	*	*	*	94,037
Bars . . . . . "	582,501	800,338	699,144	500,676	652,662
Beams, Pillars, Girders, and Bridge-work . . . . . "	*	287,482	292,258	300,528	256,017
Cast . . . . . "	15,330	25,248	16,149	12,865	14,471
Hoop . . . . . "	221,743	235,977	230,879	184,443	213,212
Plates and sheets . . . . . "	287,838	278,652	241,835	257,522	411,140
Other sorts . . . . . "	445,516	219,408	202,639	196,682	210,186
	1,552,928	1,847,105	1,682,904	1,452,716	1,851,725
Tin :					
Unwrought (block) . . . . . "	36,300	38,483	29,099	17,292	22,591
Wrought (including plates or sheets, not tinned iron) . . . . . "	97	145	99	109	150
	36,397	38,628	29,198	17,401	22,741
Zinc or Spelter :					
Unwrought . . . . . "	26,990	38,955	61,954	55,393	50,512
Wrought or manufactured . . . . . "	17,828	23,399	11,928	21,228	20,823
Other sorts . . . . . "	12	354	832	459	237
	44,830	62,708	74,714	77,080	71,572
Unenumerated . . . . . "	10,207	17,657	24,636	22,893	4,870
Total Metals . . . . . "	5,910,203	6,356,639	5,464,888	4,758,037	5,669,306
Hardware and Cutlery (including plated ware)					
Cutlery . . . . . "	—	—	—	—	—
Hardware :					
Agricultural Implements . . . . . "	—	—	—	—	—
Other implements and tools . . . . . "	—	—	—	—	—
Sewing machines . . . . . No	10,450	8,675	14,186	13,819	15,251
Other sorts . . . . . "	—	—	—	—	—
Machinery and Millwork .					
Steam Engines and parts :					
Locomotives (excluding those for Railways)	—	—	—	—	—
Other sorts . . . . . "	—	—	—	—	—
Agricultural (not being steam) . . . . . "	—	—	—	—	—
Other sorts . . . . . "	—	—	—	—	—
Railway Plant and Rolling-stock :					
Carriages and Trucks, and parts thereof . . . . . "	—	—	—	—	—
Locomotive Engines and Tenders, and parts thereof . . . . . "	—	—	—	—	—
Materials for Construction :					
Rails and Fish plates of steel and iron Cwt.	1,914,722	1,676,502	1,607,419	1,126,411	518,438
Sleepers and Keys . . . . . "	1,771,161	863,546	845,973	218,885	21,621
Other sorts . . . . . "	902,696	1,238,418	1,134,092	1,273,353	600,248
IV.—CHEMICALS, DRUGS, MEDICINES AND NARCOTICS, AND DYEING AND TANNING MATERIALS.					
Chemicals :					
Alum . . . . . Cwt.	79,720	53,893	103,307	65,953	64,528
Arsenic . . . . . "	2,492	1,729	1,918	2,040	2,766
Bicarbonate of soda . . . . . "	42,159	30,873	48,581	57,142	61,235
Chemicals for paper-making . . . . . "	—	—	—	—	—
Copperas . . . . . Cwt.	25,722	21,694	20,008	17,375	20,032
Sal Ammoniac . . . . . "	5,316	4,246	4,512	2,682	5,344
Sulphur (Brimstone) . . . . . "	34,930	20,086	28,420	33,068	31,828
Sulphuric Acid . . . . . "	38,892	40,410	35,405	47,819	41,529
Other sorts . . . . . "	—	—	—	—	—

\* Not separately enumerated.

## No. 6—continued.

## VALUE OF IMPORTS OF PRINCIPAL ARTICLES into British India—continued.

ARTICLES.	1896-97.	1897-98.	1898-99.	1899-1900.	1900-01.
<b>III.—METALS AND MANUFACTURES OF—continued.</b>					
<b>METALS—continued.</b>					
Quicksilver . . . . .	Rupees. 411,970	Rupees. 476,200	Rupees. 399,580	£ 22,691	£ 34,087
Steel:					
Angle, Channel, and Spring . . . . .	*	* *	*	*	46,685
Bars . . . . .	3,152,300	4,339,860	3,849,680	221,402	305,540
Beams, Pillars, Girders, and Bridgework . . . . .	*	1,551,440	1,502,700	110,069	109,853
Cast . . . . .	214,370	347,420	243,040	12,981	19,523
Hoop . . . . .	1,542,540	1,642,190	1,637,900	91,706	115,746
Plates and sheets . . . . .	1,841,690	1,789,700	1,560,770	127,727	236,853
Other sorts . . . . .	2,873,360	1,693,870	1,460,950	103,349	120,899
	9,624,260	11,364,480	10,255,040	667,234	955,099
Tin:					
Unwrought (block) . . . . .	2,196,540	2,198,320	1,660,000	91,525	146,135
Wrought (including plates or sheets, not tinned iron) . . . . .	8,830	18,000	7,720	750	1,103
	2,205,370	2,216,320	1,667,720	92,275	147,238
Zinc or Spelter:					
Unwrought . . . . .	363,410	544,310	908,620	58,991	50,292
Wrought or manufactured . . . . .	338,790	428,180	241,970	33,310	29,824
Other sorts . . . . .	150	4,760	13,460	642	222
	702,320	977,250	1,164,050	92,943	80,338
Unenumerated . . . . .	924,780	1,527,790	2,088,340	134,028	26,875
<b>Total Metals . . . . .</b>	<b>54,577,180</b>	<b>61,802,480</b>	<b>51,792,460</b>	<b>3,120,503</b>	<b>4,287,657</b>
Hardware and Cutlery (including plated ware):					
Cutlery . . . . .	468,420†	989,700	874,520	64,780	64,330
Hardware:					
Agricultural Implements . . . . .	779,000	888,380	612,300	48,145	55,835
Other Implements and Tools . . . . .	432,920†	1,248,600	992,760	79,218	78,495
Sewing Machines . . . . .	466,280	326,710	559,310	36,926	41,315
Other sorts . . . . .	13,364,250	11,194,260	11,262,340	831,126	987,674
	15,510,870	14,647,650	14,301,230	1,060,195	1,227,649
Machinery and Millwork:					
Steam Engines and parts:					
Locomotives (excluding those for Railways) . . . . .	128,740	122,020	106,540	14,330	5,123
Other sorts . . . . .	17,188,160	13,700,340	19,039,560	1,007,070	743,621
Agricultural (not being steam) . . . . .	1,145,130	855,060	255,800	4,348	188
Other sorts . . . . .	16,629,590	13,900,350	11,157,410	668,854	756,107
	35,091,620	28,577,770	30,559,310	1,694,602	1,227,649
Railway Plant and Rolling-stock:					
Carriages and Trucks, and parts thereof . . . . .	2,221,590	6,188,910	6,030,790	617,425	234,462
Locomotive Engines and Tenders, and parts thereof . . . . .	1,677,280	2,058,850	4,768,930	313,919	147,522
Materials for Construction:					
Rails and Fish-plates of steel and iron . . . . .	8,246,130	8,077,180	6,448,040	314,909	196,063
Sleepers and Keys . . . . .	6,585,070	2,933,550	3,115,430	62,888	7,339
Other sorts . . . . .	6,855,910	8,327,020	7,884,960	542,244	308,694
	25,585,980	27,585,510	28,248,150	1,851,385	894,080
<b>Total Value of Metals and Manufactures of . . . . .</b>	<b>130,765,650</b>	<b>132,613,410</b>	<b>124,901,150</b>	<b>7,726,685</b>	<b>7,914,425</b>
<b>IV.—CHEMICALS, DRUGS, MEDICINES AND NARCOTICS, AND DYEING AND TANNING MATERIALS:</b>					
Chemicals:					
Alum . . . . .	249,490	463,920	282,550	17,404	18,398
Arsenic . . . . .	31,480	38,080	45,960	2,732	3,759
Bicarbonate of soda . . . . .	202,870	324,470	367,630	23,816	24,603
Chemicals for paper-making . . . . .	699,080	742,290	783,920	54,892	61,298
Coppers . . . . .	64,360	92,890	81,830	4,277	5,617
Sal Ammoniac . . . . .	143,310	135,550	119,110	4,683	10,180
Sulphur (Brimstone) . . . . .	113,120	158,290	187,530	12,567	11,405
Sulphuric Acid . . . . .	494,170	408,220	332,360	32,297	30,614
Other sorts . . . . .	1,867,470	2,196,810	2,045,630	147,024	201,925
	3,865,350	4,560,520	4,246,520	299,692	367,799

\* Not separately enumerated.

† From November 1896 only.

## QUANTITY OF IMPORTS OF PRINCIPAL ARTICLES INTO BRITISH INDIA—continued.

ARTICLES.	1896-97.	1897-98.	1898-99.	1899-1900.	1900-01.
<b>IV.—CHEMICALS, DRUGS, MEDICINES AND NARCOTICS, AND DYEING AND TANNING MATERIALS</b>					
—continued					
Drugs, Medicines, and Narcotics :					
Aloes - - - - - Cwt.	162	867	349	648	300
Asafetida - - - - - "	5,949	10,558	8,208	5,809	5,215
Camphor - - - - - Lbs.	1,154,172	1,395,938	1,242,082	1,072,242	1,093,372
Cassia Lignea - - - - - Cwt.	16,754	21,661	21,975	20,022	20,737
Galangal - - - - - "	4,498	6,447	5,888	2,794	3,160
Quinine - - - - - Lbs.	46,122	49,981	46,674	51,251	63,812
Other sorts - - - - - "	—	—	—	—	—
Opium - - - - - Lbs.	281	375	255	279	206
Tobacco :					
Unmanufactured - - - - - "	427,111	658,026	509,130	832,672	513,839
Manufactured :					
Cigars - - - - - "	241,108	148,280	144,923	142,596	60,157
Cigarettes - - - - - "	—	—	—	—	1,165,399
Other sorts - - - - - "	1,507,717	1,829,866	2,034,791	2,414,310	2,008,614
	2,175,936	2,636,172	2,688,844	3,389,578	3,748,009
Dyeing and Tanning Materials :					
Alizarine Dyes - - - - - Lbs.	4,915,003	4,929,516	5,922,988	5,479,514	4,592,985
Aniline - - - - - "	2,101,174	2,704,781	3,095,847	2,751,474	3,187,622
Cochineal - - - - - Cwt.	1,703	1,648	1,650	1,327	1,631
Gambier - - - - - "	19,946	27,245	19,992	23,901	29,540
Madder or Manjit - - - - - "	547	1,605	788	688	1,602
Myrabolams - - - - - "	334	784	685	1,688	1,423
Saffron - - - - - Lbs.	206	284	275	29,974	38,674
Other sorts - - - - - Cwt.	9,765	11,509	24,093	32,542	25,333
<b>V.—OILS.</b>					
Oils :					
Animal - - - - - Gals.	181,460	320,317	306,971	324,043	496,354
Essential - - - - - "	6,802	6,281	6,342	7,015	8,757
Mineral :					
Kerosene - - - - - "	64,471,307	82,795,496	76,625,406	70,470,116	72,601,898
Other sorts - - - - - { and Cwt.	3,949,841 162	4,529,530 378	5,328,066 261	4,519,317 139	8,186,684 283
	68,421,148 162	87,325,026 378	81,951,472 261	74,989,433 139	80,788,582 283
Vegetable, not Essential :					
Cocoa-nut - - - - - Gals.	1,884,052	2,784,936	1,624,157	1,139,076	1,236,201
Earth-nut - - - - - "	2,296	1,842	1,415	2,397	2,020
Linseed - - - - - "	234,352	263,571	186,577	203,613	221,688
Other sorts - - - - - "	33,528	33,517	67,628	26,707	46,854
	2,154,228	3,083,866	1,879,777	1,371,793	1,496,763
Total Quantity of Oils - { Gals. and Cwt.	70,763,638 162	90,735,490 378	84,144,562 261	76,692,284 139	82,790,456 283
<b>VI.—RAW MATERIALS AND UNMANUFACTURED ARTICLES :</b>					
Bristles and fibre for brushes and brooms - - - - - Cwt.	650	179	244	241	320
Canes and Rattans - - - - - "	30,235	31,388	34,710	32,615	33,399
Coal :					
Coal - - - - - Tons	481,036	247,613	346,988	398,014	108,540
Coke - - - - - "	13,374	14,126	11,391	13,680	13,221
Patent fuel - - - - - "	550	0	501	10,682	5,557
	494,960	261,739	358,880	422,376	127,318
Cotton :					
Asiatic - - - - - Cwt.	20,778	16,376	1,635	27,644	51,876
Other than Asiatic - - - - - "	36,239	29,837	35,833	161,151	173,338
	57,017	46,213	37,468	188,795	225,214
Fodder, bran, and cattle-food of all kinds - - - - - Cwt.	33,160	25,566	23,276	44,262	45,224
Gums and Resins :					
Arabic - - - - - Cwt.	2,879	3,359	2,841	1,836	2,355
Benjamin - - - - - "	12,011	10,600	10,723	13,013	13,878
Olibanum or Frankincense - - - - - "	21,719	21,842	20,487	24,206	26,271
Resin - - - - - "	47,880	46,596	61,530	47,808	52,024
Other sorts - - - - - "	15,185	19,642	19,843	24,128	15,052
	99,674	102,039	115,424	110,991	109,580
Hemp - - - - - "	17,466	16,445	13,215	9,074	14,604
Hides and Skins :					
Hides - - - - - { No. =Cwt.	36,109 5,312	33,300 3,693	39,616 3,571	21,106 1,709	10,587 977
Skins - - - - - { No. =Cwt.	892,953 22,231	977,836 22,353	1,067,904 23,302	883,712 20,031	772,372 19,597
	929,062 27,543	1,011,136 26,046	1,107,520 26,873	904,818 21,740	782,959 20,574

## No. 6—continued.

## VALUE OF IMPORTS OF PRINCIPAL ARTICLES into British India—continued.

ARTICLES.	1896-97.	1897-98.	1898-99.	1899-1900.	1900-01.
<b>IV.—CHEMICALS, DRUGS, MEDICINES AND NARCOTICS, AND DYEING AND TANNING MATERIALS</b> —continued.					
Drugs, Medicines, and Narcotics :	<i>Rupees.</i>	<i>Rupees.</i>	<i>Rupees.</i>	£	£
Aloes . . . . .	3,640	25,070	7,550	1,275	479
Asafetida . . . . .	281,220	330,180	310,290	13,957	14,925
Camphor . . . . .	1,194,870	1,176,570	961,320	68,616	88,940
Cassia lignea . . . . .	394,920	594,770	619,520	36,076	37,752
Galangal . . . . .	36,600	46,960	42,590	1,435	2,121
Quinine . . . . .	471,670	520,070	498,640	42,502	57,396
Other sorts . . . . .	2,723,440	2,841,680	2,742,720	172,302	209,693
	5,086,360	5,535,500	5,182,630	336,163	411,306
Opium . . . . .	4,360	5,570	3,370	256	197
Tobacco :					
Unmanufactured . . . . .	309,340	412,380	351,540	31,450	20,533
Manufactured :					
Cigars . . . . .	554,080	445,600	439,950	28,583	15,614
Cigarettes . . . . .	1,766,840	1,969,810	2,139,040	162,608	113,598
Other sorts . . . . .					103,906
	2,630,260	2,827,790	2,930,530	222,641	253,651
Dyeing and Tanning Materials :					
Alizarine Dyes . . . . .	3,103,210	2,722,270	2,824,050	145,306	123,713
Aniline . . . . .	2,960,050	3,460,810	3,588,660	190,585	217,010
Cochineal . . . . .	230,420	214,550	200,460	8,796	9,239
Gambier . . . . .	436,020	513,940	304,120	24,315	29,244
Madder or Manjit . . . . .	5,930	14,570	8,020	473	1,104
Myrabolams . . . . .	1,440	3,190	1,970	295	348
Saffron . . . . .	387,380	606,240	514,400	36,203	40,294
Other sorts . . . . .	189,020	140,490	329,390	22,933	29,844
	7,313,470	7,676,060	7,771,070	428,906	450,796
Total Value of Chemicals, Drugs, Medicines and Narcotics, and Dyeing and Tanning Materials	18,899,800	20,605,440	20,134,120	1,287,658	1,483,749
<b>V.—OILS :</b>					
Oils :					
Animal . . . . .	219,760	366,810	321,250	23,253	37,526
Essential . . . . .	115,660	106,760	125,500	8,804	10,383
Mineral :					
Kerosene . . . . .	28,593,560	33,977,870	29,858,720	1,959,988	2,068,958
Other sorts . . . . .	2,289,230	2,540,050	2,594,010	160,373	236,277
	30,882,790	36,517,920	32,452,730	2,120,361	2,305,235
Vegetable, not Essential :					
Cocoa-nut . . . . .	2,711,640	4,008,790	2,239,350	105,052	116,371
Earth-nut . . . . .	2,730	2,350	2,190	237	169
Linseed . . . . .	418,650	417,610	306,180	23,756	30,936
Other sorts . . . . .	40,270	45,420	72,850	2,652	4,060
	3,173,290	4,474,170	2,620,570	131,697	151,536
Total Value of Oils . . . . .	34,391,500	41,465,660	35,520,050	2,284,115	2,504,680
<b>VI.—RAW MATERIALS AND UNMANUFACTURED ARTICLES :</b>					
Bristles and fibre for brushes and brooms . . . . .	21,320	7,530	13,800	912	969
Canes and Rattans . . . . .	321,650	297,680	321,370	20,791	23,759
Coal :					
Coal . . . . .	9,307,560	4,852,880	6,605,560	490,208	149,933
Coke . . . . .	469,410	500,900	346,270	32,577	41,954
Patent fuel . . . . .	13,250	0	11,960	17,358	12,606
	9,790,220	5,353,780	6,963,790	540,143	204,493
Cotton :					
Asiatic . . . . .	281,290	290,320	32,720	35,674	87,508
Other than Asiatic . . . . .	997,300	748,190	830,470	272,532	379,742
	1,278,590	1,038,510	863,190	308,206	467,250
Fodder, bran, and cattle food of all kinds . . . . .	110,920	118,770	119,460	11,366	11,294
Gums and Resins :					
Arabic . . . . .	56,440	65,930	59,530	2,572	3,325
Benjamin . . . . .	327,620	266,480	265,730	22,876	28,793
Olibanum or Frankincense . . . . .	228,360	229,640	212,420	18,939	22,152
Rosin . . . . .	281,930	261,140	302,410	14,325	16,212
Other sorts . . . . .	215,750	233,980	253,610	18,236	10,890
	1,110,100	1,057,180	1,093,700	76,948	81,372
Hemp . . . . .	293,160	236,800	303,620	18,936	29,218
Hides and Skins :					
Hides . . . . .	151,760	148,810	109,100	3,398	1,718
Skins . . . . .	752,990	847,340	880,580	49,191	49,958
	904,750	996,150	989,680	52,589	51,676

\* Not separately enumerated.

## No. 5—continued.

## QUANTITY of IMPORTS of PRINCIPAL ARTICLES into British India—continued.

ARTICLES.	1896-97.	1897-98.	1898-99.	1899-1900.	1900-01.
<b>VI.—RAW MATERIALS AND UNMANUFACTURED ARTICLES—continued.</b>					
Horns - - - - - Cwt.	400	396	395	297	197
Ivory - - - - - Lbs	331,085	335,562	329,085	169,162	258,585
Jewellery &c.					
Precious Stones and Pearls, unset - - -	—	—	—	—	—
Lac, stick - - - - - Cwt.	4,424	3,488	1,552	3,599	8,258
Manures - - - - - Tons.	338	1,220	1,081	1,380	1,836
Pitch, Tar, and Dammer - - - - - Cwt.	114,696	152,223	161,217	176,951	207,602
Plants, Living - - - - -	—	—	—	—	—
Seeds					
Essential - - - - - Cwt.	6,047	3,361	2,431	2,907	5,763
Linseed - - - - - "	8,008	10,112	5,732	5,162	9,175
Mustard - - - - - "	300	40	253	42	981
Poppy - - - - - "	5,976	2,525	1,053	966	814
Rape - - - - - "	2,170	10,275	2,969	11,424	7,058
Til or Jinjli - - - - - "	42,569	36,089	32,702	4,314	51,682
Other sorts - - - - - "	19,401	15,821	15,124	11,303	15,900
"	84,471	78,223	60,264	36,138	91,373
Shells and Cowries :					
Cowries - - - - - Cwt	18,263	12,560	15,401	17,169	16,859
Shells(chanks,large ornamental shells,&c.) Cwt	14,103	11,841	14,284	14,159	23,965
Tortoise-shell (including nakhla or nakh) Lbs	20,885	16,339	20,867	18,602	14,882
Silk - - - - - Lbs.	2,287,752	2,049,608	2,250,866	1,694,848	2,535,377
Stone and Marble - - - - - Cwt	489,695	723,341	614,181	578,843	215,702
Tallow - - - - - "	9,230	12,932	14,382	14,444	14,224
Wood					
Teak- - - - - Cubic Tons	14,120	13,595	7,795	9,377	17,271
Other Timber - - - - - "	17,167	14,295	15,301	21,605	16,600
Firewood - - - - - Tons	1,701	1,809	1,186	485	445
Ornamental :	—	—	—	—	—
Sandal - - - - -	—	—	—	—	—
Other sorts - - - - -	—	—	—	—	—
Wool - - - - - Lbs.	4,725,899	4,420,262	3,283,905	3,364,938	2,871,319
All other Articles - - - - -	—	—	—	—	—
<b>VII.—ARTICLES MANUFACTURED AND PARTLY MANUFACTURED :</b>					
Yarns and Textile Fabrics :					
Cotton :					
Twist and Yarn - - - - - Lbs	50,173,890	58,290,717	45,545,668	42,621,854	34,803,334
Piece goods :					
Grey (unbleached) - - - - - Yards	1,222,920,496	1,149,479,541	1,257,720,612	1,274,912,153	1,192,173,060
White (bleached) - - - - - "	414,154,363	432,732,412	414,959,296	444,546,485	467,482,379
Coloured, printed, or dyed - - - - - "	359,916,269	278,385,970	396,419,985	471,884,268	343,164,775
	1,996,991,128	1,860,597,923	2,069,099,893	2,191,342,906	2,002,820,214
Handkerchiefs and Shawls in the					
piece - - - - - No.	13,072,805	9,121,140	13,264,541	18,248,440	11,847,557
Canvas - - - - - Yards	63,436	110,941	109,749	62,113	61,807
Lace and Patent Net - - - - - No.	1,907,326	1,140,649	1,567,627	2,682,572	1,686,454
Hosiery pure and mixed - - - - -	—	—	—	—	—
Rope - - - - - Lbs	123,692	197,732	252,922	212,867	161,773
Thread, sewing - - - - - "	705,076	764,155	846,560	869,131	839,476
Other sorts - - - - - "	2,023,946	2,473,373	2,579,949	3,456,735	3,887,735
Flax :					
Twist and Yarn - - - - - Lbs.	7,687	20,574	13,039	10,394	13,005
Canvas - - - - - Yards					
Piece goods - - - - - "	1,460,892	1,784,298	1,505,929	1,555,901	2,058,469
Thread, sewing - - - - - Lbs.	1,554,580	1,179,537	1,336,077	1,239,355	1,321,637
Other sorts (including bags and sacks) "	85,725	57,817	90,681	92,989	76,099
	88,747	129,279	162,672	170,285	151,881
Hemp (excluding cordage) :					
Bags and Sacks - - - - - No.	5,716	4,072	528	56	0
Cloth - - - - - Yards	129,946	250,650	155,513	244,557	319,283

## No. 6—continued.

## VALUE OF IMPORTS OF PRINCIPAL ARTICLES into British India—continued.

ARTICLES.	1896-97.	1897-98.	1898-99.	1899-1900.	1900-01.
<b>VI.—RAW MATERIALS AND UNMANUFACTURED ARTICLES—continued.</b>					
	<i>Rupees.</i>	<i>Rupees.</i>	<i>Rupees.</i>	<i>£</i>	<i>£</i>
Horns . . . . .	93,590	82,220	57,620	3,367	2,024
Ivory . . . . .	2,141,630	2,149,260	2,128,660	70,330	106,499
<b>Jewellery, &amp;c. :</b>					
Precious Stones and Pearls, unset . . . . .	5,286,800	4,504,900	3,899,530	618,231	384,950
Lac, stick . . . . .	146,300	84,240	37,000	5,961	9,916
Manures . . . . .	28,920	56,940	95,520	6,198	5,135
Pitch, Tar, and Dammer . . . . .	491,990	628,180	653,940	46,461	54,732
Plants, Living . . . . .	15,910	13,870	10,290	856	1,192
<b>Seeds :</b>					
Essential . . . . .	144,410	71,740	55,990	5,397	9,533
Linseed . . . . .	52,190	70,870	37,610	2,202	4,559
Mustard . . . . .	1,870	240	1,750	20	549
Poppy . . . . .	45,540	21,370	7,300	479	388
Rape . . . . .	14,170	60,180	17,850	5,342	3,730
Til or Jinjili . . . . .	308,140	252,270	228,050	2,170	24,644
Other sorts . . . . .	284,670	274,070	246,460	12,010	16,200
	850,990	750,740	595,010	27,620	59,603
<b>Shells and Cowries :</b>					
Cowries . . . . .	93,180	61,740	52,770	3,508	2,973
Shells (chanks, large ornamental shells, &c.) . . . . .	196,210	198,240	262,610	16,482	21,242
Tortoise-shell (including nakhla or nakh) . . . . .	54,270	55,430	51,480	2,111	2,231
Silk . . . . .	8,754,880	6,697,720	7,976,570	384,059	677,960
Stone and Marble . . . . .	251,080	385,940	314,210	19,758	14,113
Tallow . . . . .	199,160	270,350	307,800	21,551	23,105
<b>Wood :</b>					
Teak . . . . .	1,004,810	1,039,310	581,270	49,723	93,725
Other Timber . . . . .	881,620	648,780	728,440	68,249	54,741
Firewood . . . . .	19,240	16,940	13,260	361	401
Ornamental :					
Sandal . . . . .	8,260	22,160	21,230	1,701	1,013
Other sorts . . . . .	16,820	26,140	57,590	1,606	1,272
	1,930,750	1,753,330	1,401,790	121,640	151,152
Wool . . . . .	1,402,280	1,243,840	914,970	56,969	55,960
All other Articles . . . . .	336,210	219,760	290,380	24,712	28,873
<b>Total Value of Raw Materials and Unmanufactured Articles . . . . .</b>	<b>36,104,860</b>	<b>28,263,080</b>	<b>29,718,760</b>	<b>2,459,705</b>	<b>2,471,691</b>
<b>VII.—ARTICLES MANUFACTURED AND PARTLY MANUFACTURED.</b>					
<b>Yarns and Textile Fabrics :</b>					
<b>Cotton :</b>					
Twist and Yarn . . . . .	33,258,710	34,930,380	25,516,340	1,633,341	1,659,477
<b>Piece Goods :</b>					
Grey (unbleached) . . . . .	144,088,790	128,643,130	133,756,970	9,321,922	9,567,467
White (bleached) . . . . .	57,302,800	53,547,620	49,668,430	3,560,583	4,070,458
Coloured, printed, or dyed . . . . .	56,079,530	40,662,830	55,566,300	4,392,650	3,857,151
	257,471,120	222,853,580	238,991,700	17,275,155	17,495,076
Handkerchiefs and Shawls in the piece . . . . .	1,595,440	876,640	1,283,050	146,867	187,803
Canvas . . . . .	24,540	34,430	24,380	1,847	1,844
Hosiery, pure and mixed . . . . .	1,960,370	1,927,530	2,821,680	301,074	262,149
Lace and Patent Net . . . . .	456,130	245,080	430,000	38,088	27,805
Rope . . . . .	85,740	114,690	135,330	7,870	6,263
Thread, sewing . . . . .	1,404,790	1,555,920	1,705,060	117,086	114,844
Other sorts . . . . .	1,244,710	1,410,070	1,389,660	113,422	134,968
	264,242,840	229,019,700	246,780,860	18,001,409	18,230,752
<b>Flax :</b>					
Twist and Yarn . . . . .	4,200	12,040	6,900	300	675
Canvas . . . . .	836,970	987,960	760,850	57,278	80,168
Piece goods . . . . .	504,140	373,620	380,120	26,169	28,932
Thread, sewing . . . . .	93,690	92,140	91,090	5,782	5,727
Other sorts (including bags and sacks) . . . . .	86,420	101,620	130,950	9,116	8,430
	1,521,220	1,555,340	1,363,010	98,345	123,257
<b>Hemp (excluding cordage) :</b>					
Bags and Sacks . . . . .	9,350	4,640	170	20	0
Cloth . . . . .	60,580	130,610	62,480	6,907	9,046
	69,930	135,250	62,650	6,927	9,046

## QUANTITY OF IMPORTS OF PRINCIPAL ARTICLES INTO BRITISH INDIA—continued

ARTICLES.	1896-97.	1897-98.	1898-99.	1899-1900.	1900-01.
<b>VII—ARTICLES MANUFACTURED AND PARTLY MANUFACTURED—continued</b>					
<b>Yarns and Textile Fabrics—continued.</b>					
<b>Jute</b>					
Twist and Yarn - - - - Lbs	8,787	8,788	10,814	19,186	3,930
Gunny Bags - - - - No.	3,570,224	3,780,425	3,338,225	3,805,005	3,005,411
" Cloth - - - - Yards	54,865	175,909	120,787	62,770	140,759
Canvas - - - - "	836,597	908,867	904,340	939,386	1,193,268
Rope and Twine - - - - Cwt	97	224	152	246	428
Other kinds - - - - "	2,480	2,816	873	807	1,312
<b>Silk:</b>					
Piece goods - - - - Yards	10,065,569	10,185,716	12,271,372	8,212,032	17,416,313
Goods of silk mixed with other materials - - - - "	5,693,313	4,012,052	4,935,684	3,633,536	3,250,349
Thread, sewing - - - - Lbs	14,707	4,826	6,346	2,481	1,652
Other sorts - - - - "	291,025	285,109	395,059	476,489	581,299
<b>Wool.</b>					
Piece goods - - - - Yards	14,309,611	9,893,944	13,254,975	14,401,877	14,278,145
Shawls - - - - No	963,181	400,582	893,451	1,505,214	1,776,033
Brands - - - - Lbs	275,183	282,428	254,824	262,558	304,777
Carpets and rugs - - - - "	425,476	719,349	965,226	842,716	1,172,541
Other sorts - - - - "	1,076,764	1,076,316	1,089,290	1,256,167	1,263,747
<b>Apparel.</b>					
Apparel (including haberdashery, millinery, &c, but excluding hosiery) - - - - Pairs	349,653	456,695	622,015	753,462	709,059
<b>Arms, Ammunition, and Military Stores.</b>					
Fire-arms and parts thereof - - - - Lbs.	130,055	189,300	178,050	113,262	106,675
Gunpowder, common - - - - "	203,142	191,902	188,208	149,335	111,754
" sporting - - - - Cwt	7,332	11,557	11,428	7,104	10,653
Dynamite and other Explosives - - - - "	—	—	—	—	—
Other sorts - - - - "	—	—	—	—	—
<b>Art, works of</b>					
Books and Printed Matter (including maps and charts) - - - - Cwt.	14,161	12,888	14,226	19,641	16,952
<b>Building and Engineering Materials</b>					
Asphalt - - - - Cwt.	17,389	21,305	21,466	14,072	31,770
Bricks and Tiles - - - - No	3,905,291	4,505,161	3,544,390	3,641,594	4,008,397
Cement - - - - Cwt.	566,310	733,166	712,003	729,478	797,737
Chalk and Lime - - - - "	34,344	20,473	34,165	40,160	19,385
Clay - - - - "	45,782	54,879	57,356	43,898	36,587
Earthenware Piping - - - - "	27,381	15,453	16,319	13,057	26,580
Other sorts - - - - "	11,924	12,961	15,959	5,384	8,562
<b>Cabinet-ware and Furniture</b>					
Candles - - - - Lbs.	3,554,620	4,010,571	3,491,256	2,974,957	3,567,569
Caoutchouc, manufactures of - - - - "	—	—	—	—	—
Carriages, Carts, &c (excluding railway carriages), and parts thereof - - - - "	—	—	—	—	—
Chinese and Japanese-ware (including lacquered-ware, but not earthenware and porcelain) - - - - "	—	—	—	—	—
Clocks and Watches - - - - No	155,672	187,316	254,388	262,805	259,563
Coir (excluding rope) - - - - Cwt	6,337	6,730	4,467	5,224	3,756

## No. 6—continued.

## VALUE of IMPORTS of PRINCIPAL ARTICLES into British India—continued.

ARTICLES.	1896-97.	1897-98.	1898-99.	1899-1900.	1900-01.
<b>VII.—ARTICLES MANUFACTURED AND PARTLY MANUFACTURED—continued.</b>					
<b>Yarns and Textile Fabrics—continued.</b>					
<b>Jute:</b>	<i>Rupees.</i>	<i>Rupees.</i>	<i>Rupees.</i>	<i>£</i>	<i>£</i>
Twist and Yarn . . . . .	2,180	2,050	2,320	449	53
<b>Gunny Bags . . . . .</b>	<b>427,790</b>	<b>473,200</b>	<b>401,940</b>	<b>31,575</b>	<b>26,444</b>
" Cloth . . . . .	10,810	30,930	20,740	605	1,853
Canvas . . . . .	201,720	259,370	214,050	18,995	26,057
Rope and Twine . . . . .	5,210	8,680	5,000	687	1,181
Other kinds . . . . .	89,880	99,330	29,410	2,404	3,065
	<b>735,410</b>	<b>871,510</b>	<b>671,140</b>	<b>54,266</b>	<b>58,600</b>
<b>Silk:</b>					
Piece goods . . . . .	7,778,660	7,648,250	8,924,010	439,584	782,458
Goods of silk mixed with other materials	4,556,100	3,078,570	3,414,670	182,909	174,374
Thread, sewing . . . . .	98,380	32,690	41,100	1,212	859
Other sorts . . . . .	1,233,550	733,090	1,238,160	129,516	152,849
	<b>13,666,690</b>	<b>11,492,600</b>	<b>13,617,940</b>	<b>753,221</b>	<b>1,110,540</b>
<b>Wool:</b>					
Piece goods . . . . .	11,979,720	8,049,310	10,570,830	756,347	838,475
Shawls . . . . .	2,450,130	985,790	1,874,440	222,867	340,416
Brads . . . . .	520,630	467,480	395,270	25,125	30,030
Carpets and Rugs . . . . .	467,840	721,990	992,010	56,403	69,804
Other sorts . . . . .	1,506,120	1,259,700	1,404,760	111,259	129,659
	<b>16,924,440</b>	<b>11,484,270</b>	<b>15,237,310</b>	<b>1,172,001</b>	<b>1,408,384</b>
<b>Total Yarns and Textile Fabrics . . . . .</b>	<b>330,425,620</b>	<b>289,501,380</b>	<b>303,258,470</b>	<b>21,720,259</b>	<b>22,600,784</b>
<b>Apparel:</b>					
Apparel (including haberdashery, millinery, &c, but excluding hosiery) . . . . .	13,909,020	10,956,250	12,204,330	843,519	899,862
Boots and Shoes . . . . .	1,251,940	1,289,380	1,600,530	132,685	126,656
	<b>15,160,950</b>	<b>12,245,620</b>	<b>13,804,860</b>	<b>976,204</b>	<b>1,026,518</b>
<b>Arms, Ammunition, and Military Stores:</b>					
Fire-arms and parts thereof . . . . .	577,380	510,400	753,350	37,162	30,648
Gunpowder, common . . . . .	48,140	66,570	58,640	2,841	2,720
" sporting . . . . .	224,570	193,170	148,760	10,626	8,053
Dynamite and other Explosives . . . . .	900,850	1,295,840	1,271,270	49,778	77,030
Other sorts . . . . .	842,960	491,820	658,100	68,357	37,934
	<b>2,593,900</b>	<b>2,557,800</b>	<b>2,890,120</b>	<b>168,764</b>	<b>156,385</b>
<b>Art, works of . . . . .</b>	<b>414,540</b>	<b>380,970</b>	<b>346,620</b>	<b>25,415</b>	<b>28,930</b>
<b>Books and Printed Matter (including maps and charts) . . . . .</b>	<b>2,365,680</b>	<b>1,981,530</b>	<b>2,118,040</b>	<b>152,064</b>	<b>152,456</b>
<b>Building and Engineering Materials:</b>					
Asphalt . . . . .	48,010	53,230	50,900	2,349	5,453
Bricks and Tiles . . . . .	288,600	278,370	276,130	14,284	14,985
Cement . . . . .	1,097,820	1,483,620	1,479,190	100,066	108,315
Chalk and Lime . . . . .	19,450	20,710	31,030	2,430	1,176
Clay . . . . .	90,880	107,800	97,330	5,090	4,009
Earthenware Piping . . . . .	105,600	61,480	56,650	2,731	6,244
Other sorts . . . . .	14,960	43,990	32,110	680	2,177
	<b>1,665,320</b>	<b>2,049,200</b>	<b>2,023,340</b>	<b>127,630</b>	<b>142,359</b>
<b>Cabinet-ware and Furniture . . . . .</b>	<b>975,090</b>	<b>671,350</b>	<b>737,800</b>	<b>53,381</b>	<b>60,819</b>
Candles . . . . .	1,099,750	1,078,840	922,920	55,621	71,203
Caoutchouc, manufactures of . . . . .	440,230	440,360	508,710	36,535	40,373
Carriages, Carts, &c. (excluding railway carriages), and parts thereof . . . . .	2,248,970	2,856,590	3,173,990	176,541	156,791
Chinese and Japanese-ware (including lacquered-ware, but not earthenware and porcelain) . . . . .	227,960	217,140	196,890	15,630	13,140
Clocks and Watches . . . . .	1,226,170	1,088,600	1,329,760	93,091	92,400
Coir (excluding rope) . . . . .	64,100	61,430	34,310	2,786	1,982



## QUANTITY of IMPORTS of PRINCIPAL ARTICLES into British India—concluded

ARTICLES.	1896-97.	1897-98.	1898-99.	1899-1900.	1900-01.
VII—ARTICLES MANUFACTURED AND PARTLY MANUFACTURED—continued.					
Coral - - - - - Lbs	230,989	206,265	243,415	208,756	208,565
Cordage and Rope of vegetable fibre (excluding jute) - - - - - Cwt.	10,465	10,390	13,944	12,211	13,709
Corks - - - - - „	927	807	991	824	961
Earthenware and Porcelain (excluding earthenware piping) - - - - -	—	—	—	—	—
Fireworks - - - - -	—	—	—	—	—
Glass					
Sheet and Plate - - - - - Supl Feet	8,343,436	6,436,988	8,396,641	8,163,667	7,117,227
Beads and False Pearls - - - - - Cwt.	17,462	13,938	12,132	16,513	15,480
Bottles, common - - - - - { Gross	22,962	28,475	27,981	30,180	31,414
Other ware - - - - - { = Cwt	34,540	43,159	40,022	46,248	45,353
Hides and Skins :					
Hides, dressed or tanned - - - - - { No.	13,142	11,439	17,316	24,753	16,864
- - - - - { = Cwt	790	886	1,021	1,093	1,923
Skins, dressed or tanned - - - - - { No.	237,644	194,328	252,550	234,420	162,892
- - - - - { = Cwt.	1,373	1,198	1,442	1,242	1,057
- - - - - { No.	250,786	205,767	269,866	259,173	179,756
- - - - - { = Cwt	2,163	2,084	2,463	2,335	2,980
Instruments, Apparatus, and Appliances, and parts thereof					
Musical - - - - -	—	—	—	—	—
Photographic - - - - -	—	—	—	—	—
Scientific, Philosophical, &c - - - - -	—	—	—	—	—
Ivory, manufactured - - - - -	—	—	—	—	—
Jewellery, &c					
Jewellery - - - - -	—	—	—	—	—
Plate - - - - -	—	—	—	—	—
Leather					
Unwrought - - - - - Cwt.	1,702	1,631	1,755	2,202	3,148
Saddlery and Harness - - - - -	—	—	—	—	—
Other sorts - - - - -	—	—	—	—	—
Matches - - - - -	—	—	—	—	—
Mats and Matting - - - - - Sq. Yds	1,209,107	1,499,320	1,541,185	1,255,225	1,111,419
Oil and Floor Cloth - - - - -	451,166	738,692	755,043	691,263	705,567
Paints and Colours - - - - - Cwt.	190,505	180,643	199,983	182,341	216,682
Painters' Materials - - - - -	—	—	—	—	—
Paper and Pasteboard.					
Printing Paper - - - - - Cwt	74,091	65,100	91,092	98,635	111,190
Writing Paper and Envelopes - - - - -	—	—	—	—	—
Other kinds of Paper - - - - - Cwt.	73,021	61,131	76,993	88,460	67,563
Pasteboard, Millboard, &c. - - - - - „	7,294	10,801	17,197	15,522	20,437
Perfumery - - - - -	—	—	—	—	—
Printing and Lithographing materials (other than paper) - - - - -	—	—	—	—	—
Ships, parts of - - - - -	—	—	—	—	—
Soap - - - - - Cwt.	55,339	62,735	80,992	98,574	100,180
Stationery (excluding paper) - - - - -	—	—	—	—	—
Sticks and Whips (including fishing rods and lines) - - - - -	—	—	—	—	—
Tea-chests (entire or in sections) - - - - -	—	—	—	—	—
Telegraph, Materials for construction of - - - - -	—	—	—	—	—
Toys and Requisites for Games - - - - -	—	—	—	—	—
Umbrellas - - - - - No	3,790,897	4,021,980	3,036,658	3,099,766	2,913,797
Wood, manufactures of - - - - -	—	—	—	—	—
Articles (not specified) imported by Post - - - - -	—	—	—	—	—
All other Articles - - - - -	—	—	—	—	—

## No. 6—concluded.

## VALUE OF IMPORTS OF PRINCIPAL ARTICLES into British India—concluded.

ARTICLES	1896-97.	1897-98.	1898-99.	1899-1900.	1900-01.
<b>VII.—ARTICLES MANUFACTURED AND PARTLY MANUFACTURED—continued</b>	<i>Rupees</i>	<i>Rupees.</i>	<i>Rupees.</i>	<i>£</i>	<i>£</i>
Coral . . . . .	735,340	668,480	867,400	52,701	59,289
Cordage and Rope of vegetable fibre (excluding jute) . . . . .	434,720	428,290	518,770	32,446	38,758
Corks . . . . .	143,490	120,470	124,800	7,514	8,679
Earthenware and Porcelain (excluding earthenware piping) . . . . .	2,151,010	2,050,420	1,873,490	132,691	134,317
Fireworks . . . . .	611,950	541,630	473,240	33,699	11,163
Glass . . . . .					
Sheet and Plate . . . . .	752,190	592,100	738,340	52,675	51,200
Beads and False Pearls . . . . .	1,486,480	1,112,620	1,002,900	95,043	105,368
Bottles, common . . . . .	335,430	419,480	389,900	27,769	31,129
Other ware . . . . .	4,466,360	3,640,440	4,491,790	335,614	315,754
	7,040,460	5,764,630	6,622,930	511,101	503,451
Hides and Skins : . . . . .					
Hides, dressed or tanned . . . . .	70,290	77,620	82,080	7,951	8,533
Skins, dressed or tanned . . . . .	589,190	457,770	523,690	31,791	26,469
	659,480	535,390	605,770	39,742	35,002
Instruments, Apparatus and Appliances, and parts thereof : . . . . .					
Musical . . . . .	971,250	815,530	807,960	63,229	54,458
Photographic . . . . .	465,830	446,320	524,740	36,591	39,089
Scientific, Philosophical, &c. . . . .	1,804,230	1,805,200	2,078,310	160,085	215,581
	3,241,310	3,067,050	3,411,010	259,905	309,128
Ivory, manufactured . . . . .	177,600	295,080	283,390	8,604	5,391
Jewellery, &c. . . . .					
Jewellery . . . . .	992,090	1,032,610	1,118,830	93,049	77,590
Plate . . . . .	121,640	178,050	236,010	23,719	18,915
	1,113,730	1,210,660	1,354,840	116,768	96,505
Leather : . . . . .					
Unwrought . . . . .	358,880	279,030	279,830	23,128	37,061
Saddlery and Harness . . . . .	647,190	478,680	468,420	30,035	26,933
Other sorts . . . . .	1,077,550	1,095,570	1,229,950	73,676	53,859
	2,083,620	1,853,280	1,978,200	126,839	117,853
Matches . . . . .	2,848,070	4,171,950	3,797,890	231,729	265,372
Mats and Matting . . . . .	153,620	176,650	156,930	11,934	12,141
Oil and Floor Cloth . . . . .	299,150	376,210	432,340	27,364	29,697
Paints and Colours . . . . .	2,690,320	2,664,530	2,573,030	176,947	206,614
Painters' Materials . . . . .	709,300	579,230	767,340	54,486	62,709
Paper and Pasteboard : . . . . .					
Printing Paper . . . . .	1,083,140	971,290	1,283,910	88,278	111,661
Writing Paper and Envelopes . . . . .	1,498,200	1,329,390	1,332,710	98,163	106,351
Other kinds of Paper . . . . .	1,199,610	921,760	1,068,310	79,410	73,676
Pasteboard, Millboard, &c . . . . .	61,850	96,750	141,640	8,361	10,312
	3,842,800	3,319,190	3,826,570	274,212	302,000
Perfumery . . . . .	214,570	266,430	269,700	19,479	15,645
Printing and Lithographing materials (other than paper) . . . . .	496,030	515,620	523,500	30,552	30,102
Ships, parts of . . . . .	1,397,800	1,168,410	767,110	79,251	18,597
Soap . . . . .	1,170,670	1,243,710	1,316,590	107,133	116,256
Stationery (excluding paper) . . . . .	3,318,790	2,773,040	2,899,820	195,844	211,250
Sticks and Whips (including fishing rods and lines) . . . . .	117,380	70,120	81,370	5,580	5,533
Tea-chests (entire or in sections) . . . . .	*	*	1,262,420	98,284	151,381
Telegraph, Materials for construction of . . . . .	20,700	17,920	26,590	411	1,385
Toys and Requisites for Games . . . . .	1,924,430	1,411,040	1,673,680	131,452	124,018
Umbrellas . . . . .	3,069,430	3,353,740	2,434,380	182,021	180,022
Wood, manufactures of . . . . .	696,800	778,570	372,770	28,754	22,909
Articles (not specified) imported by Post . . . . .	2,750,850	2,806,600	3,341,730	247,373	283,106
All other Articles . . . . .	2,591,290	2,675,410	2,357,280	194,160	201,724
<b>Total Value of Articles Manufactured and partly Manufactured . . . . .</b>	<b>405,613,010</b>	<b>360,034,570</b>	<b>378,340,710</b>	<b>27,022,897</b>	<b>28,104,137</b>
<b>GRAND TOTAL . . . . .</b>	<b>717,938,290</b>	<b>692,666,630</b>	<b>683,803,410</b>	<b>47,141,242</b>	<b>50,851,923</b>

\* Not separately enumerated.

QUANTITY OF EXPORTS OF PRINCIPAL ARTICLES OF INDIAN PRODUCE AND MANUFACTURE FROM  
British India.

ARTICLES.	1896-97.	1897-98.	1898-99.	1899-1900	1900-01.
<b>I.—ANIMALS, LIVING :</b>					
Horses - - - - - No.	224	150	92	194	248
Other sorts - - - - - "	167,685	205,235	208,497	290,554	323,563
Total Number of Animals, Living - - - - - "	167,909	205,385	208,589	290,748	323,811
<b>II.—ARTICLES OF FOOD AND DRINK :</b>					
Coffee - - - - - Cwt.	210,797	225,008	270,056	281,353	246,431
<b>Fruits and Vegetables .</b>					
<b>Fruits :</b>					
Cocoanuts - - - - - No.	140,780	351,225	269,971	175,250	366,349
"    Kernel or Copra - - - - - Cwt.	7,197	29,973	56,569	97,029	77,395
Other sorts - - - - - "	—	—	—	—	—
Vegetables, fresh - - - - - "	—	—	—	—	—
<b>Grain and Pulse</b>					
Barley - - - - - Cwt.	19,537	34,471	96,193	24,221	13,430
Gram - - - - - "	274,954	206,966	282,706	278,426	233,510
Jawar and Bajra - - - - - "	652,812	642,560	1,960,590	554,687	124,059
Oats - - - - - "	85,064	50,092	55,046	79,083	69,098
Pulse - - - - - "	555,942	306,033	785,002	1,162,170	474,598
Rice in the husk - - - - - "	454,015	474,564	549,482	408,847	277,093
"    not in the husk - - - - - "	27,820,322	26,272,097	37,392,804	31,862,546	31,065,695
Rice-flour - - - - - "	708	1,002	2,128	1,115	1,923
Wheat - - - - - "	1,910,553	2,392,607	19,520,496	9,704,087	50,021
Wheat-flour - - - - - "	599,791	505,283	682,662	557,894	497,346
Other sorts - - - - - "	65,973	39,175	96,229	8,168	10,856
	32,420,134	30,890,379	61,423,338	44,641,244	32,817,629
<b>Provisions</b>					
Biche de mer - - - - - Lbs.	82,073	97,090	103,573	53,535	71,932
Fishmaws and Sharkfins - - - - - "	1,196,918	1,221,498	1,087,019	1,174,928	1,136,515
Fish, dry, salted - - - - - "	7,375,016	10,738,410	8,318,575	12,887,412	12,810,331
"    unsalted - - - - - "	3,086,754	4,560,962	3,082,260	4,045,711	3,470,338
Fruits and Vegetables—dried, salted, or preserved - - - - - Cwt.	190,696	69,624	107,227	117,108	86,105
Ghi - - - - - Lbs.	3,672,349	3,302,907	5,167,068	4,415,033	4,112,719
Lard - - - - - "	223,859	181,914	180,940	70,243	84,813
Other sorts - - - - - Cwt.	25,640	28,257	35,476	38,769	35,580
<b>Spices</b>					
Betelnuts - - - - - Lbs	280,782	286,803	290,166	312,300	388,338
Cardamoms - - - - - "	65,969	108,961	175,808	191,120	123,254
Chillies - - - - - "	8,126,173	8,154,144	10,676,596	9,408,385	9,485,820
Ginger - - - - - "	10,708,228	8,272,489	8,481,192	5,959,850	5,004,680
Pepper - - - - - "	13,604,520	9,688,900	12,204,066	10,407,748	8,280,372
Other sorts - - - - - "	186,551	164,347	172,378	111,072	172,662
	32,972,223	26,675,644	32,000,206	26,390,475	23,455,126
<b>Sugar</b>					
Refined or crystallised, including sugar-candy and confectionery - Cwt.	62,963	37,887	41,255	33,586	22,286
Unrefined - - - - - "	1,097,202	548,895	289,668	560,185	275,502
	1,160,165	586,782	330,923	593,771	297,788
Tea - - - - - Lbs	148,908,461	151,451,817	157,470,672	175,038,127	190,305,490
Other articles - - - - - "	—	—	—	—	—
<b>III.—METALS AND MANUFACTURES OF :</b>					
<b>Metals :</b>					
Brass (mainly Wrought) - - - - - Cwt.	3,701	3,185	3,068	5,320	11,625
Copper (Old and Wrought) - - - - - "	2,185	1,645	2,566	9,725	36,710
<b>Iron :</b>					
Ore, Old (for re-manufacture), and cast (pig) - - - - - "	10,657	7,624	2,300	2,498	62,570
<b>Wrought :</b>					
Anchors, Cables, and Kentledge - - - - - "	1,592	1,610	1,760	1,441	2,184
Nails, Screws, Rivets, and Washers - - - - - "	2,575	3,114	3,146	2,709	3,838
Other manufactures of iron, or of iron mixed with steel - - - - - "	3,758	3,650	2,915	3,628	3,365
	18,582	15,998	10,121	10,276	71,957

VALUE of EXPORTS of PRINCIPAL ARTICLES of INDIAN PRODUCE and MANUFACTURE from  
British India.

ARTICLES.	1896-97.	1897-99.	1898-99.	1899-1900.	1900-01.
<b>I.—ANIMALS, LIVING :</b>					
Horses . . . . .	<i>Rupees.</i> 32,680	<i>Rupees.</i> 22,760	<i>Rupees</i> 21,360	£ 2,026	£ 2,849
Other sorts . . . . .	1,746,990	1,391,460	1,578,430	131,784	142,984
Total Value of Animals, Living . . . . .	1,779,670	1,414,220	1,599,790	133,810	145,833
<b>II.—ARTICLES OF FOOD AND DRINK :</b>					
Coffee . . . . .	21,981,910	15,850,390	17,498,240	989,809	818,967
Fruits and Vegetables :					
Fruits :					
Cocoanuts . . . . .	5,520	12,570	10,110	366	891
" Kernel or Copra . . . . .	90,590	318,100	621,910	65,959	52,696
Other sorts . . . . .	15,410	10,580	9,710	695	1,017
Vegetables, fresh . . . . .	695,680	1,052,750	900,510	62,368	77,292
	807,200	1,394,000	1,542,240	129,388	131,896
Grain and Pulse :					
Barley . . . . .	75,230	149,260	295,650	5,902	3,779
Gram . . . . .	1,110,400	1,166,040	1,193,320	70,633	67,205
Jawar and Bajra . . . . .	2,280,220	2,544,100	6,552,060	127,947	35,829
Oats . . . . .	344,900	257,130	215,390	19,186	17,564
Pulse . . . . .	2,270,660	1,757,310	3,116,740	245,678	155,748
Rice in the husk . . . . .	968,610	1,179,910	1,350,540	60,199	50,220
" not in the husk . . . . .	118,502,610	115,870,280	156,776,460	8,670,582	8,761,524
Rice-flour . . . . .	4,640	8,240	12,540	585	1,022
Wheat . . . . .	8,363,950	13,411,510	97,196,880	2,606,331	20,055
Wheat-flour . . . . .	4,306,450	4,174,950	4,964,310	256,625	238,878
Other sorts . . . . .	256,180	169,290	301,790	1,821	2,401
	138,408,620	140,538,760	271,975,680	12,065,489	9,354,225
Provisions :					
Biche de mer . . . . .	15,700	14,500	23,590	617	547
Fishmaws and Sharkfins . . . . .	1,205,590	1,405,230	1,348,870	93,354	76,149
Fish, dry, salted . . . . .	754,030	347,190	816,860	79,036	75,436
" " unsalted . . . . .	241,270	1,093,860	266,930	20,791	18,644
Fruits and Vegetables—dried, salted, or preserved . . . . .	566,360	376,990	628,670	40,981	35,078
Ghi . . . . .	1,500,990	1,285,000	2,148,720	123,178	125,184
Lard . . . . .	67,900	56,040	53,080	1,391	1,617
Other sorts . . . . .	839,150	737,860	810,570	52,025	52,382
	5,190,990	5,316,670	6,097,290	411,373	385,037
Spices :					
Betelnuts . . . . .	46,840	43,750	59,270	3,798	5,722
Cardamoms . . . . .	115,580	243,660	336,320	21,850	12,450
Chillies . . . . .	720,930	1,191,100	1,138,030	58,525	83,157
Ginger . . . . .	1,969,050	1,468,850	1,326,120	65,019	63,558
Pepper . . . . .	2,080,030	1,740,510	3,291,320	214,589	192,789
Other sorts . . . . .	38,130	28,410	34,910	1,749	3,334
	4,970,560	4,716,280	6,185,970	363,530	361,010
Sugar :					
Refined or crystallised, including sugar-candy and confectionery . . . . .	662,850	494,890	521,410	27,511	19,054
Unrefined . . . . .	6,222,640	2,429,650	1,462,960	197,443	94,913
	6,885,490	2,924,540	1,984,370	224,954	113,967
Tea . . . . .	81,245,480	80,586,230	80,448,040	6,061,408	6,367,287
Other articles . . . . .	29,710	16,780	35,460	3,943	3,967
Total Value of Articles of Food and Drink . . . . .	253,388,440	350,684,560	385,767,290	20,251,894	17,536,356
<b>III.—METALS AND MANUFACTURES OF :</b>					
Metals :					
Brass (mainly Wrought) . . . . .	424,050	307,020	283,750	27,727	39,388
Copper (Old and Wrought) . . . . .	143,720	105,300	160,250	32,995	114,856
Iron :					
Ore, Old, (for re-manufacture), and cast (pig) . . . . .	20,440	14,170	5,540	193	7,331
Wrought :					
Anchors, Cables, and Kentledge . . . . .	13,880	12,880	14,000	851	1,267
Nails, Screws, Rivets, and Washers . . . . .	27,400	32,600	31,750	2,112	3,162
Other manufactures of iron, or of iron mixed with steel . . . . .	35,410	29,980	22,550	2,133	2,085
	97,130	89,630	73,840	5,289	13,845

## No. 7—continued.

QUANTITY OF EXPORTS OF PRINCIPAL ARTICLES OF INDIAN PRODUCE AND MANUFACTURE FROM  
British India—continued.

ARTICLES.	1896-97.	1897-98.	1898-99.	1899-1900.	1900-01.
<b>III.—METALS AND MANUFACTURES OF—continued.</b>					
<i>Metals—continued</i>					
Lead - - - - - Cwt.	4,126	2,309	3,808	4,657	685
Manganese ore - - - - - "	946,600	1,576,580	1,257,504	1,904,500	2,613,394
Tin (mainly block) - - - - - "	1,688	964	840	759	534
Unenumerated - - - - - "	16,094	120	1,037	604	1,706
Total Metals - - - - - "	992,976	1,600,801	12,789,440	1,935,841	2,736,611
Hardware and Cutlery (including plated ware) - - - - -	—	—	—	—	—
Machinery and Millwork - - - - -	—	—	—	—	—
Railway Plant and Railway Stock - - - - -	—	—	—	—	—
<b>IV.—CHEMICALS, DRUGS, MEDICINES AND NARCOTICS, AND DYEING AND TANNING MATERIALS.</b>					
<i>Chemicals :</i>					
Borax - - - - - Cwt.	5,516	3,624	4,999	4,405	3,190
Saltpetre - - - - - "	528,452	417,786	363,256	397,385	346,388
Other sorts - - - - - "	—	—	—	—	—
<i>Drugs, Medicines, and Narcotics :</i>					
Cinchona Bark - - - - - Lbs.	321,478	3,056,769	1,361,539	3,290,236	2,753,858
Galangal - - - - - Cwt.	556	1,216	1,206	1,327	465
Other sorts - - - - - "	—	—	—	—	—
Opium - - - - - { Chests	62,258	56,069	67,128	67,350	69,708
- - - - - { = Cwt.	86,386	78,280	92,827	93,378	96,881
<i>Tobacco :</i>					
Unmanufactured - - - - - Lbs.	11,257,582	9,747,129	12,723,068	8,337,285	5,493,318
Manufactured :					
Cigars - - - - - "	557,816	600,821	633,078	759,333	812,882
Other sorts - - - - - "	273,872	253,362	235,477	239,797	256,589
	12,089,270	10,601,312	13,591,623	9,336,415	6,562,789
<i>Dyeing and Tanning Materials :</i>					
Cutch - - - - - Cwt.	122,082	97,187	61,669	127,815	101,995
Indigo - - - - - "	169,523	133,849	135,187	111,420	102,491
Myrabolams - - - - - "	899,372	726,060	905,916	1,018,285	945,648
Safflower - - - - - "	2,487	2,125	2,605	1,993	2,433
Turmeric - - - - - "	40,733	28,067	43,226	48,000	56,750
Other sorts - - - - - "	19,683	18,673	21,924	37,868	16,569
	1,253,880	1,005,961	1,175,527	1,345,381	1,225,886
<b>V.—OILS.</b>					
Animal - - - - - Gals.	1,638	191	202	735	676
Essential - - - - - "	13,778	17,314	21,000	17,146	13,273
Mineral - - - - - "	191,424	15,563	722,686	1,302,227	280,507
Paraffin wax - - - - - Cwt.	41,332	29,670	34,990	50,393	37,943
<i>Vegetable, not Essential :</i>					
Dregs of Jnpjli Oil - - - - - "	59,506	242,000	202,811	201,950	0
Castor - - - - - Gals.	1,997,475	1,953,509	2,140,902	1,527,820	1,535,622
Cocoonut - - - - - "	1,137,538	1,046,235	1,532,477	2,245,502	1,421,048
Earthnut - - - - - "	44,393	30,479	27,859	53,261	40,357
Linseed - - - - - "	157,060	177,383	120,915	248,479	187,169
Mustard or Rape - - - - - "	161,307	194,199	285,521	259,661	283,270
Til or Jnpjli - - - - - "	160,444	125,084	276,408	226,186	204,096
Other sorts - - - - - "	44,695	12,378	24,704	18,761	13,683
	3,702,912	3,539,267	4,408,786	4,579,670	3,685,245
Total Quantity of Oils - - - - - { Gals.	3,909,752	3,572,335	5,152,674	5,899,778	3,979,701
- - - - - { & Cwt.	100,838	271,670	237,801	252,343	37,943
<b>VI.—RAW MATERIALS AND UNMANUFACTURED ARTICLES.</b>					
Bristles and fibre for brushes and brooms - - - - - Cwt.	25,392	41,065	59,661	54,388	49,682
Canes and Rattans - - - - - "	2,002	1,662	2,057	1,833	2,492
Caoutchouc - - - - - "	6,213	5,563	6,240	8,169	7,698
Coal and Coke - - - - - Tons	136,719	212,855	327,104	304,586	541,445
Coir - - - - - Cwt	39,200	60,994	53,006	70,016	24,176
Cotton - - - - - "	5,216,023	3,722,526	5,411,012	4,373,470	3,575,703
Feathers - - - - - Lbs.	224,241	231,514	161,425	138,451	115,160

## No. 8—continued.

VALUE OF EXPORTS of PRINCIPAL ARTICLES of INDIAN PRODUCE and MANUFACTURE from  
British India—continued.

ARTICLES.	1896-97.	1897-98.	1898-99.	1899-1900.	1900-01.
<b>III.—METALS AND MANUFACTURES OF—continued.</b>					
<b>Metals—continued.</b>					
Lead . . . . .	Rupees. 33,710	Rupees. 20,510	Rupees. 28,860	£ 2,519	£ 477
Manganese ore . . . . .	378,640	630,030	503,320	50,803	113,343
Tin (mainly block) . . . . .	81,450	43,780	43,930	4,624	3,085
Unenumerated . . . . .	30,330	9,680	15,010	649	4,026
<b>Total Metals . . . . .</b>	<b>1,189,030</b>	<b>1,205,950</b>	<b>1,108,960</b>	<b>124,606</b>	<b>289,020</b>
Hardware and Cutlery (including plated ware) . . . . .	229,190	180,710	157,390	11,162	15,067
Machinery and Millwork . . . . .	10,270	1,190	8,820	248	450
Railway Plant and Rolling Stock . . . . .	47,930	45,610	88,320	6,762	10,823
<b>Total Value of Metals and Manufactures of . . . . .</b>	<b>1,476,420</b>	<b>1,433,460</b>	<b>1,363,490</b>	<b>142,778</b>	<b>315,360</b>
<b>IV.—CHEMICALS, DRUGS, MEDICINES AND NARCOTICS, AND DYEING AND TANNING MATERIALS :</b>					
<b>Chemicals :—</b>					
Borax . . . . .	94,490	65,090	96,430	6,304	5,020
Saltpetre . . . . .	5,721,640	3,987,450	3,493,440	256,196	226,355
Other sorts . . . . .	91,000	69,720	130,460	5,762	4,446
	5,907,130	4,122,260	3,720,330	268,262	235,821
<b>Drugs, Medicines, and Narcotics :</b>					
Cinchona Bark . . . . .	75,270	789,230	348,190	54,951	50,553
Galangal . . . . .	4,430	9,980	10,810	817	339
Other sorts . . . . .	948,890	758,940	1,030,590	83,687	78,615
	1,028,590	1,558,150	1,389,590	139,455	129,507
Opium . . . . .	80,229,230	60,975,630	71,260,090	5,469,143	6,303,624
<b>Tobacco :</b>					
Unmanufactured . . . . .	1,138,200	906,810	1,384,240	57,951	43,207
Manufactured :					
Cigars . . . . .	637,810	675,270	738,530	61,142	57,617
Other sorts . . . . .	37,320	35,420	32,840	2,100	2,450
	1,813,330	1,617,500	2,155,610	121,193	103,274
<b>Dyeing and Tanning Materials :</b>					
Cutch . . . . .	2,399,530	1,874,820	1,282,700	164,695	126,091
Indigo . . . . .	43,707,570	30,574,020	29,704,780	1,795,007	1,423,987
Myrabolams . . . . .	3,614,310	2,589,490	3,204,720	235,447	211,212
Safflower . . . . .	56,310	40,780	33,200	2,305	3,131
Turmeric . . . . .	252,250	249,970	502,520	38,547	50,824
Other sorts . . . . .	66,960	65,400	85,720	7,287	4,749
	50,096,930	35,394,480	34,813,640	2,243,288	1,819,994
<b>Total Value of Chemicals, Drugs, Medicines and Narcotics, and Dyeing and Tanning Materials</b>	<b>139,075,210</b>	<b>103,668,020</b>	<b>113,339,260</b>	<b>8,241,341</b>	<b>8,592,220</b>
<b>V.—OILS :</b>					
Animal . . . . .	1,690	170	180	45	48
Essential . . . . .	232,600	344,250	499,090	27,415	23,346
Mineral . . . . .	112,900	11,440	363,840	43,738	9,443
Paraffin wax . . . . .	764,750	591,510	730,880	70,506	52,970
<b>Vegetable, not Essential :</b>					
Dregs of Junjuli Oil . . . . .	179,520	748,950	718,820	45,541	0
Castor . . . . .	2,330,790	2,582,540	2,741,940	127,166	142,701
Cocanut . . . . .	1,530,290	1,362,510	1,921,660	185,311	117,283
Earthnut . . . . .	69,040	44,670	39,660	4,759	4,279
Linseed . . . . .	292,480	311,180	166,480	28,011	27,076
Mustard or Rape . . . . .	230,560	295,590	399,560	23,531	31,344
Til or Junjili . . . . .	250,290	199,650	382,790	21,115	22,147
Other sorts . . . . .	92,980	24,290	43,970	1,961	7,041
	4,975,950	5,569,380	6,414,880	437,395	351,871
<b>Total Value of Oils . . . . .</b>	<b>6,087,890</b>	<b>6,516,750</b>	<b>8,008,870</b>	<b>579,099</b>	<b>437,678</b>
<b>VI.—RAW MATERIALS AND UNMANUFACTURED ARTICLES :</b>					
Bristles and fibre for brushes and brooms . . . . .	937,340	1,044,350	1,070,300	76,667	99,578
Canes and Rattans . . . . .	20,420	30,560	27,150	1,448	2,084
Caoutchouc . . . . .	898,490	844,780	1,223,620	105,382	103,189
Coal and Coke . . . . .	1,411,240	2,141,360	3,353,030	218,674	395,912
Coir . . . . .	282,210	421,560	393,980	37,708	14,591
Cotton . . . . .	129,700,890	88,713,130	111,835,390	6,616,710	6,751,600
Feathers . . . . .	370,990	240,670	197,770	12,481	9,029

## No. 7—continued.

QUANTITY OF EXPORTS OF PRINCIPAL ARTICLES OF INDIAN PRODUCE AND MANUFACTURE FROM  
British India—continued.

ARTICLES	1896-97.	1897-98.	1898-99.	1899-1900.	1900-01.
<b>VI.—RAW MATERIALS AND UNMANUFACTURED ARTICLES—continued.</b>					
Fodder, bran, and cattle food, including					
hay and straw					
Oilcake . . . . . Cwt.	603,067	414,507	456,876	604,822	827,801
Rice-bran . . . . . Tons	102,416	118,491	111,515	136,006	127,503
Other sorts . . . . . Cwt.	154,096	108,916	192,284	135,198	115,675
Gums and Resins . . . . . "	60,312	47,139	43,907	51,404	41,284
Hemp . . . . . "	205,017	206,617	246,861	277,548	348,741
Hides and Skins :					
Hides . . . . . { No.	7,427,943	10,072,470	8,864,329	13,474,323	14,654,818
Cwt.	591,813	806,348	695,958	1,188,763	1,282,630
Skins . . . . . { No.	6,310,988	9,842,409	10,667,448	16,838,540	14,319,444
Cwt.	62,825	102,343	116,490	222,626	189,090
Horns . . . . . Cwt.	59,804	66,405	69,521	84,763	84,038
Ivory . . . . . Lbs.	8,501	4,122	3,323	8,005	3,014
Jade-stone . . . . . Cwt.	4,319	3,861	4,484	2,815	4,300
Jewellery, &c.					
Precious Stones and Pearls, unset					
Jute . . . . . Cwt.	11,464,356	15,023,325	9,864,545	9,725,245	12,414,552
Lac, stick and seed . . . . . "	2,705	2,341	4,033	2,388	4,303
Manures					
Animal Bones . . . . . Tons	74,116	71,796	74,027	108,868	112,051
Other sorts (except oilcake) . . . . . "	2,177	868	944	1,059	1,414
Mica (commercially called Talc) . . . . . Cwt.	12,826	11,608	10,947	22,599	33,175
Natural Science Specimens					
Rags and other materials for making paper	Cwt.				
	15,348	23,046	20,886	17,492	21,683
Seeds					
Essential					
Ajama . . . . . Cwt.	10,627	7,330	11,622	3,447	4,658
Anseed . . . . . "	1,051	1,206	1,018	2,323	1,974
Coriander . . . . . "	44,889	54,083	56,858	52,827	59,144
Cummin . . . . . "	12,010	15,876	14,426	12,476	15,480
Fennel . . . . . "	3,086	5,012	4,830	3,355	3,844
Other sorts . . . . . "	3,523	11,498	82,007	70,192	62,666
Castor . . . . . "	998,119	1,059,159	1,210,138	883,362	875,947
Cotton . . . . . "	22,276	28,367	37,115	43,485	224,901
Earthnuts . . . . . "	486,285	44,739	87,761	155,919	231,755
Linseed . . . . . "	5,350,170	4,683,394	8,826,833	7,293,094	5,060,189
Mowa or Mowra . . . . . "	44,121	255,146	139,389	367,092	31,958
Mustard . . . . . "	61,133	23,890	59,564	41,761	34,430
Poppy . . . . . "	864,748	777,647	871,031	948,887	802,186
Rape . . . . . "	1,889,007	3,559,870	4,788,774	3,408,982	1,727,374
Tea-seed . . . . . "	4,212	5,371	1,200	1,659	1,121
Til or Jinjili . . . . . "	1,586,526	2,011,036	3,070,214	2,469,815	1,844,194
Other sorts . . . . . "	15,947	9,426	17,129	16,263	16,126
	11,397,730	12,553,080	19,279,909	15,774,939	10,997,947
Silk :					
Raw . . . . . Lbs.	595,433	622,587	512,830	724,356	559,776
Chasam (waste) . . . . . "	898,713	1,037,701	1,046,541	1,215,362	1,030,523
Cocoons . . . . . "	643	1,742	4,780	0	13,976
Stone and Marble . . . . . Cwt.	9,824	19,596	13,543	21,440	42,333
Tallow . . . . . "	5,269	6,554	5,386	6,599	4,808
Wax (excluding candles) . . . . . "	3,142	3,537	4,846	5,787	5,059
Wood :					
Teak . . . . . Cubic Tons	64,221	81,866	77,376	77,822	74,363
Other Timber . . . . . "	1,622	2,007	2,270	3,798	3,644
Ornamental .					
Sandal . . . . . "					
Ebony and other sorts . . . . . "					
Wool . . . . . Lbs.	28,432,762	30,893,195	27,977,905	31,935,412	21,873,859
All other Articles . . . . . "					
<b>VII.—ARTICLES MANUFACTURED AND PARTLY MANUFACTURED :</b>					
Yarns and Textile Fabrics :					
Cotton :					
Twist and Yarn . . . . . Lbs.	195,995,635	199,945,745	219,624,083	240,693,027	118,080,828
Piece goods :					
Grey (unbleached) . . . . . Yards	59,627,753	45,243,293	43,433,428	46,708,884	32,488,239
White (bleached) . . . . . "	224,979	276,497	474,232	281,612	523,091
Coloured, printed, or dyed . . . . . "	14,724,612	16,731,925	16,711,044	22,565,266	36,330,525
Canvas . . . . . "	50,759	3,046	3,429	1,122	1,523
Hosiery, pure and mixed					
Handkerchiefs and Shawls in the piece	No.				
Thread, sewing . . . . . Lbs.	2,058,431	1,760,112	1,653,867	1,275,384	1,424,161
Other sorts . . . . . "	66,713	89,348	95,999	113,104	103,111
	1,461,446	2,939,790	3,603,432	3,509,760	1,721,652

## No. 8—continued.

VALUE OF EXPORTS OF PRINCIPAL ARTICLES OF INDIAN PRODUCE AND MANUFACTURE FROM  
British India—continued.

ARTICLES.	1896-97.	1897-98.	1898-99.	1899-1900.	1900-01.
<b>VI.—RAW MATERIALS AND UNMANUFACTURED ARTICLES—continued.</b>					
Fodder, bran, and cattle food, including hay and straw :	<i>Rupees.</i>	<i>Rupees.</i>	<i>Rupees.</i>	£	£
Oilcake . . . . .	1,917,670	1,383,730	1,530,560	138,731	207,196
Rice-bran . . . . .	2,555,510	2,684,900	2,441,660	216,162	234,659
Other sorts . . . . .	476,040	416,560	517,480	26,113	23,734
Gums and Resins . . . . .	1,416,300	918,930	759,320	59,639	53,169
Hemp . . . . .	2,311,180	1,933,140	2,181,200	168,830	224,826
Hides and Skins :					
Hides . . . . .	25,410,440	33,749,320	29,484,750	3,283,308	3,510,813
Skins . . . . .	6,935,320	11,193,650	12,066,090	1,308,925	1,148,155
Horns . . . . .	1,673,240	1,557,820	1,571,060	121,392	116,978
Ivory . . . . .	51,540	25,670	18,720	3,089	1,779
Jade-stone . . . . .	615,120	600,100	624,300	56,957	44,203
Jewellery, &c. :					
Precious stones and Pearls, unset . . . . .	138,680	123,630	116,050	8,199	16,184
Jute . . . . .	105,505,770	101,299,920	69,412,450	5,381,098	7,245,171
Lac, stick and seed . . . . .	166,170	102,560	149,020	7,896	10,400
Manures :					
Animal Bones . . . . .	4,113,030	3,911,250	4,035,630	404,689	389,461
Other sorts (except oilcake) . . . . .	119,040	41,250	48,390	3,892	4,767
Mica (commercially called Talc) . . . . .	1,153,360	1,068,570	808,350	73,372	109,554
Natural Science Specimens . . . . .	341,300	329,010	284,680	19,548	13,171
Rags and other materials for making paper . . . . .	33,890	61,200	52,700	3,148	4,726
Seeds :					
Essential :					
Ajama . . . . .	52,300	40,400	59,320	1,314	2,946
Aniseed . . . . .	10,950	13,730	10,130	1,491	1,346
Coriander . . . . .	240,530	414,560	471,010	23,155	27,235
Cummin . . . . .	220,770	280,640	245,130	15,970	22,385
Fennel . . . . .	27,980	42,500	40,700	1,952	2,650
Other sorts . . . . .	23,270	74,340	359,600	21,297	24,775
Castor . . . . .	6,428,970	7,595,910	7,321,800	348,422	437,810
Cotton . . . . .	60,090	76,310	87,090	6,478	36,999
Earthnuts . . . . .	3,243,400	286,480	555,930	66,535	109,920
Linseed . . . . .	35,554,570	28,695,520	51,324,830	3,002,145	2,970,673
Mowa or Mowra . . . . .	213,720	957,970	514,900	100,889	10,987
Mustard . . . . .	368,820	180,420	532,390	27,198	21,705
Poppy . . . . .	6,805,960	5,587,180	5,609,230	407,646	457,684
Rape . . . . .	12,947,910	24,721,750	28,157,920	1,346,903	823,830
Tea-seed . . . . .	529,930	879,730	208,030	14,613	10,633
Til or Junjuli . . . . .	13,282,960	16,025,730	22,863,020	1,339,972	1,037,238
Other sorts . . . . .	104,670	67,830	110,910	7,039	10,541
	80,116,800	85,941,000	118,471,940	6,733,019	6,009,357
Silk :					
Raw . . . . .	4,490,750	4,518,200	3,906,820	410,107	286,847
Chasam (waste) . . . . .	625,150	627,200	670,970	55,633	53,975
Cocoons . . . . .	710	3,100	2,240	0	649
Stone and Marble . . . . .	56,290	64,040	56,860	6,573	6,262
Tallow . . . . .	95,570	114,490	90,630	6,899	5,546
Wax (excluding candles) . . . . .	276,190	280,810	389,380	30,945	28,461
Wood :					
Teak . . . . .	6,864,830	9,546,520	9,548,030	607,885	579,434
Other Timber . . . . .	104,890	133,890	151,050	20,882	18,943
Ornamental :					
Sandal . . . . .	581,010	576,430	594,980	64,298	70,023
Ebony and other sorts . . . . .	10,870	10,500	24,710	2,319	1,802
Wool . . . . .	12,414,970	13,565,370	12,534,830	904,250	601,996
All other Articles . . . . .	757,420	795,640	743,890	60,186	77,145
Total Value of Raw Materials and Unmanufactured Articles	394,950,630	371,014,810	391,439,980	27,257,054	28,477,369
<b>VII.—ARTICLES MANUFACTURED AND PARTLY MANUFACTURED :</b>					
<b>Yarns and Textile Fabrics :</b>					
<b>Cotton :</b>					
Twist and Yarn . . . . .	71,731,080	69,668,320	66,030,880	4,601,452	2,780,392
Piece goods :					
Grey (unbleached) . . . . .	7,392,570	5,420,800	5,161,730	382,135	272,220
White (bleached) . . . . .	58,030	100,230	206,970	11,232	13,068
Coloured, printed, or dyed . . . . .	4,587,840	5,127,870	5,215,130	447,796	670,198
Canvas . . . . .	4,870	1,010	1,460	36	50
Handkerchiefs and Shawls in the piece . . . . .	815,860	706,690	683,500	33,662	34,608
Hosiery, pure and mixed . . . . .	67,690	36,740	46,700	4,015	3,539
Thread, sewing . . . . .	45,550	68,110	82,380	6,119	5,662
Other sorts . . . . .	261,250	383,610	453,940	29,636	22,833
	13,233,660	11,845,060	11,853,810	914,631	1,021,578



## No. 7—continued.

QUANTITY of EXPORTS of PRINCIPAL ARTICLES of INDIAN PRODUCE and MANUFACTURE from  
British India—continued.

ARTICLES.	1896-97.	1897-98.	1898-99.	1899-1900.	1900-01.
VII—ARTICLES MANUFACTURED AND PARTLY MANUFACTURED—continued.					
Yarns and Textile Fabrics—continued.					
Flax - - - - -	{ Lbs. 26,062	{ 10,845	{ 9,321	{ 33,413	{ 24,609
Hemp (excluding cordage) - - - - -	{ Yards 407	{ 0	{ 0	{ 17,350	{ 20,491
Jute					
Twist and Yarn - - - - -	Lbs. 3,798,440	4,052,630	2,266,761	570,170	2,223,609
Gunny Bags - - - - -	No. 165,945,531	197,619,914	180,896,140	168,323,849	202,908,199
Gunny Cloth - - - - -	Yards 169,410,010	242,951,051	280,382,410	307,021,259	365,214,990
Rope and Twine - - - - -	Cwt. 18,894	28,913	24,575	21,877	38,024
Other sorts - - - - -	—	—	—	—	—
Silk					
Piece goods - - - - -	Yards 1,427,611	1,180,833	1,261,300	1,217,332	1,175,924
Goods of silk, mixed with other materials - - - - -	Yards 221,262	161,058	95,202	221,333	152,367
Thread for sewing, &c. - - - - -	Lbs. 14	3,005	275	2,351	235
Wool :					
Carpets and Rugs - - - - -	Lbs. 1,433,057	1,729,596	1,481,779	1,691,577	1,744,366
Piece goods - - - - -	Yards 13,643	6,529	32,744	6,713	12,459
Shawls - - - - -	No. 3,563	6,936	8,248	9,393	2,984
Other sorts - - - - -	Lbs. 46,217	72,014	66,571	43,889	149,475
Apparel (excluding hosiery) - - - - -	—	—	—	—	—
Books and Printed Matter (including maps and charts) - - - - -	Cwt. 4,407	3,587	3,580	5,832	5,565
Cabinet-ware and Furniture - - - - -	—	—	—	—	—
Coir, manufactures of (excluding rope) - - - - -	Cwt. 253,681	277,194	314,878	358,038	438,080
Cordage and rope of vegetable fibre (excluding jute) - - - - -	” 40,929	37,504	37,966	51,216	40,475
Earthenware and Porcelain - - - - -	—	—	—	—	—
Glass and glassware - - - - -	—	—	—	—	—
Hides and Skins dressed or tanned :					
Hides - - - - -	{ No. 2,077,011	{ 2,484,929	{ 1,883,039	{ 2,196,003	{ 3,866,575
	{ = Cwt. 139,360	{ 172,242	{ 118,061	{ 141,207	{ 254,755
Skins - - - - -	{ No. 21,864,100	{ 21,117,879	{ 19,660,423	{ 20,524,482	{ 23,260,110
	{ = Cwt. 202,366	{ 193,953	{ 179,386	{ 181,988	{ 215,148
Jewellery, &c. :					
Jewellery - - - - -	—	—	—	—	—
Plate - - - - -	—	—	—	—	—
Lac :					
Button - - - - -	Cwt. 28,021	27,038	31,602	40,320	29,438
Shell, &c. - - - - -	” 175,736	189,424	146,481	195,242	193,327
	” 203,757	216,462	178,083	235,562	222,765
Leather :					
Unwrought - - - - -	Cwt. 1,427	5,975	2,064	546	875
Manufactures of :					
Saddlery and Harness - - - - -	—	—	—	—	—
Other sorts - - - - -	—	—	—	—	—
Mats and Matting - - - - -	Sq. Yds. 162,861	215,685	186,697	468,080	581,618
Perfumery :					
Musk - - - - -	Oz. 399	1,151	848	611	647
Other sorts - - - - -	—	—	—	—	—
Soap - - - - -	Cwt. 8,259	9,400	5,317	6,420	4,683
Toys and Requisites for Games - - - - -	—	—	—	—	—
Wood - - - - -	—	—	—	—	—
Articles (not specified) exported by Post - - - - -	—	—	—	—	—
All other Articles - - - - -	—	—	—	—	—

## No. 8—continued.

VALUE of EXPORTS of PRINCIPAL ARTICLES of INDIAN PRODUCE and MANUFACTURE from  
British India—continued.

ARTICLES.	1896-97.	1897-98.	1898-99.	1899-1900.	1900-01.
<b>VII.—ARTICLES MANUFACTURED AND PARTLY MANUFACTURED—continued.</b>					
<b>Yarns and Textile Fabrics—continued.</b>	<i>Rupees.</i>	<i>Rupees.</i>	<i>Rupees.</i>	<i>£</i>	<i>£</i>
Flax . . . . .	13,270	12,460	7,920	2,867	1,942
Hemp (excluding cordage) . . . . .	20	200	5,600	56	0
<b>Jute :</b>					
Twist and Yarn . . . . .	463,990	473,740	218,460	3,613	19,316
<b>Gunny Bags . . . . .</b>	<b>35,187,800</b>	<b>37,165,460</b>	<b>33,916,360</b>	<b>2,345,919</b>	<b>2,957,581</b>
Gunny Cloth . . . . .	16,303,570	21,416,050	23,559,960	1,806,967	2,235,891
Rope and Twine . . . . .	180,790	244,820	281,430	19,323	29,672
Other sorts . . . . .	3,150	8,490	7,390	411	608
	52,139,300	59,308,660	57,765,140	4,172,620	5,223,752
<b>Silk :</b>					
Piece goods . . . . .	1,358,220	1,088,620	1,165,890	75,952	73,118
Goods of silk mixed with other materials . . . . .	240,110	164,749	113,460	9,769	10,413
Thread for sewing, &c. . . . .	80	17,050	2,540	214	99
	1,598,410	1,260,410	1,281,890	85,935	83,630
<b>Wool :</b>					
Carpets and Rugs . . . . .	1,823,920	2,037,040	2,023,470	158,219	185,563
Piece goods . . . . .	10,790	7,640	21,990	528	1,426
Shawls . . . . .	154,760	159,180	208,030	8,041	4,900
Other sorts . . . . .	30,850	35,130	39,370	2,048	5,733
	2,020,320	2,238,990	2,292,860	168,836	197,622
<b>Total Yarns and Textile Fabrics . . . . .</b>	<b>140,736,060</b>	<b>144,334,000</b>	<b>139,456,560</b>	<b>9,950,010</b>	<b>9,328,232</b>
Apparel (excluding hosiery) . . . . .	1,907,900	1,641,350	1,519,280	106,480	134,654
Books and Printed Matter (including maps and charts) . . . . .	374,820	355,250	277,800	28,684	26,015
Cabinet-ware and Furniture . . . . .	438,840	359,300	386,620	24,532	29,286
Coir, manufactures of (excluding rope) . . . . .	2,400,320	2,734,200	2,984,550	221,540	267,829
Cordage and Rope of vegetable fibre (excluding jute) . . . . .	530,600	505,900	467,180	41,490	35,163
Earthenware and Porcelain . . . . .	45,730	41,630	35,210	2,640	3,547
Glass and glassware . . . . .	51,590	46,870	50,970	4,286	5,068
<b>Hides and Skins, dressed or tanned :</b>					
Hides . . . . .	7,984,100	9,866,990	6,732,640	569,181	978,670
Skins . . . . .	29,683,840	28,365,380	26,208,710	1,813,837	2,017,454
	37,667,940	38,232,370	32,941,350	2,383,018	2,996,124
<b>Jewellery, &amp;c. :</b>					
Jewellery . . . . .	241,420	243,760	406,550	12,934	15,240
Plate . . . . .	101,190	114,360	210,150	11,309	9,583
	342,610	358,120	616,700	24,243	24,823
<b>Lac :</b>					
Button . . . . .	1,895,910	1,315,230	1,552,740	132,163	93,031
Shell, &c. . . . .	11,936,540	9,291,410	7,012,180	617,714	606,834
	13,832,450	10,606,640	8,564,920	749,877	699,865
<b>Leather :</b>					
Unwrought . . . . .	126,440	414,160	157,510	3,152	5,633
<b>Manufactures of :</b>					
Saddlery and Harness . . . . .	29,720	30,000	26,550	6,540	16,011
Other sorts . . . . .	40,220	35,480	30,780	3,746	7,293
	196,380	479,640	214,840	13,438	28,937
<b>Mats and Matting . . . . .</b>	<b>28,860</b>	<b>66,830</b>	<b>34,060</b>	<b>3,170</b>	<b>16,126</b>
<b>Perfumery :</b>					
Musk . . . . .	19,250	46,000	17,490	794	1,258
Other sorts . . . . .	82,800	110,050	96,600	7,208	7,371
Soap . . . . .	64,260	66,020	38,360	2,695	2,182
Toys and Requisites for Games . . . . .	197,220	132,410	170,050	15,692	17,942
Wood . . . . .	425,250	523,270	538,290	29,232	43,538
Articles (not specified) exported by Post . . . . .	1,848,740	1,711,830	2,666,690	167,662	197,182
All other Articles . . . . .	856,720	777,510	906,570	73,131	100,274
<b>Total Value of Articles Manufactured and partly Manufactured . . . . .</b>	<b>202,048,330</b>	<b>203,129,190</b>	<b>191,984,090</b>	<b>13,849,822</b>	<b>13,965,416</b>
<b>GRAND TOTAL . . . . .</b>	<b>998,806,600</b>	<b>937,861,010</b>	<b>1,093,502,770</b>	<b>70,455,798</b>	<b>69,470,232</b>

## QUANTITY OF EXPORTS OF PRINCIPAL ARTICLES OF FOREIGN MERCHANDISE FROM BRITISH INDIA.

ARTICLES.	1896-97.	1897-98.	1898-99.	1899-1900	1900-01.
<b>I.—ANIMALS, LIVING :</b>					
Horses - - - - - No.	279	166	108	74	73
Other sorts - - - - - "	8	2	4	10	37
Total Number of Animals, Living - - - - - "	287	168	112	84	110
<b>II.—ARTICLES OF FOOD AND DRINK :</b>					
Coffee - - - - - Cwt.	5,189	8,100	11,500	7,253	1,713
Fruits and Vegetables - - - - - "	—	—	—	—	—
<b>Grain and Pulse :</b>					
Rice not in the husk - - - - - Cwt.	6,940	87,891	4,600	7,045	12,131
Other sorts - - - - - "	7,031	7,049	3,179	1,798	91,207
	13,971	94,940	7,770	8,843	103,338
<b>Liquors :</b>					
Ale, Beer, Porter, Cider, &c. - - - - - Gals	1,565	6,900	4,642	7,304	32,391
<b>Spirits and Liqueurs :</b>					
Brandy - - - - - "	1,025	4,411	1,447	2,110	2,437
Whisky - - - - - "	1,526	1,420	2,256	3,683	3,440
Other sorts - - - - - "	453	1,791	827	809	1,007
	3,004	7,622	4,530	6,602	6,884
<b>Wines :</b>					
Champagne - - - - - "	301	691	594	139	185
Claret - - - - - "	411	252	441	258	337
Port - - - - - "	166	275	344	437	244
Sherry - - - - - "	179	262	53	246	115
Other sorts - - - - - "	456	358	790	800	1,364
	1,513	1,838	2,222	1,880	2,245
Total Liquors - - - - - "	6,082	16,360	11,394	15,786	41,520
<b>Provisions</b>					
Fishmaws and Sharkfins - - - - - Lbs.	901,918	1,042,558	1,051,186	788,665	571,046
Fish, dry, salted - - - - - "	74,256	43,092	25,476	68,852	146,104
" " unsalted - - - - - "	259,328	19,800	86,268	42,676	7,672
Fruits and Vegetables—dried, salted, or preserved - - - - - Cwt.	34,175	41,375	42,034	62,206	57,681
Ghi - - - - - Lbs.	14,315	2,352	23,072	92,653	458,872
Other sorts - - - - - Cwt.	2,661	2,560	3,062	3,663	4,476
<b>Spices :</b>					
Betelnuts - - - - - Lbs.	16,436	5,152	19,145	30,660	84,437
Cardamoms - - - - - "	1,825	4,251	7,618	5,136	7,114
Cloves - - - - - "	918,702	518,137	658,560	1,252,943	527,463
Nutmegs - - - - - "	26,843	45,291	35,361	24,878	12,849
Pepper - - - - - "	81,181	50,761	840	4,084	12,578
Other sorts - - - - - "	44,327	215,351	82,433	16,827	32,287
	1,089,314	838,943	803,957	1,334,528	676,728
<b>Sugar</b>					
Refined or crystallised, including sugar-candy and confectionery - - - - - Cwt.	188,308	103,445	167,644	100,194	68,542
Tea - - - - - Lbs.	4,573,733	2,669,765	2,334,978	1,348,693	1,887,979
Other articles - - - - - "	—	—	—	—	—
<b>III.—METALS AND MANUFACTURES OF :</b>					
<b>Metals</b>					
Brass, Wrought - - - - - Cwt.	367	463	279	1,681	1,947
<b>Copper :</b>					
Unwrought - - - - - "	2,256	0	6,373	1,664	1,512
<b>Wrought :</b>					
Mixed or Yellow Metal, for sheathing - - - - - "	697	1,125	882	525	1,179
Sheets and other manufactures - - - - - "	7,232	6,731	5,028	3,809	9,129
	10,211	7,856	12,283	5,998	11,820
<b>Iron</b>					
Old, for re-manufacture - - - - - "	258,627	205,525	135,853	417,658	202,796
<b>Wrought :</b>					
Anchors, Cables, and Kentledge - - - - - "	752	648	449	262	66
Angle, Bolt, and Rod - - - - - "	2,251	4,073	4,291	1,849	5,676
Bar - - - - - "	20,544	24,196	16,970	16,029	33,277
Hoop - - - - - "	591	739	1,358	651	2,616
Nails, Screws, Rivets, and Washers - - - - - "	4,315	4,335	3,276	2,842	4,049
Pipes and Tubes - - - - - "	1,748	580	736	685	1,306
Sheets and Plates - - - - - "	7,058	6,504	8,953	5,794	10,511
Wire - - - - - "	1,235	506	864	473	1,921
Other manufactures of wrought or cast iron, or of iron mixed with steel - - - - - "	410	932	757	1,391	2,300
	297,531	248,038	173,497	417,634	264,518

## VALUE OF EXPORTS OF PRINCIPAL ARTICLES OF FOREIGN MERCHANDISE from British India.

ARTICLES.	1896-97.	1897-98.	1898-99.	1899-1900.	1900-01.
<b>I.—ANIMALS, LIVING :</b>	<i>Rupees.</i>	<i>Rupees.</i>	<i>Rupees.</i>	<i>£</i>	<i>£</i>
Horses . . . . .	124,730	60,600	108,300	5,387	3,338
Other sorts . . . . .	710	200	360	36	147
Total Value of Animals, Living . . . . .	125,440	60,800	108,660	5,423	3,485
<b>II.—ARTICLES OF FOOD AND DRINK :</b>					
Coffee . . . . .	340,810	414,416	356,930	14,089	3,531
Fruits and Vegetables . . . . .	270	250	6,680	92	647
Grain and Pulse:					
Rice not in the husk . . . . .	40,860	546,180	25,090	2,709	4,594
Other sorts . . . . .	30,700	30,550	11,840	519	20,855
	71,560	576,730	36,930	3,228	25,449
Liquors :					
Ale, Beer, Porter, Cider, &c. . . . .	2,870	11,480	6,000	1,043	2,307
Spirits and Liqueurs :					
Brandy . . . . .	8,520	29,310	11,470	950	1,195
Whisky . . . . .	13,180	12,250	17,840	1,603	1,644
Other sorts . . . . .	3,230	7,230	3,170	385	547
	24,930	48,790	32,490	2,938	3,386
Wines :					
Champagne . . . . .	7,990	17,670	24,750	281	345
Claret . . . . .	3,600	1,930	3,080	91	123
Port . . . . .	2,640	3,360	3,950	392	198
Sherry . . . . .	1,940	2,060	480	219	85
Other sorts . . . . .	4,640	3,520	7,980	422	554
	20,810	28,540	40,240	1,405	1,305
Total Liquors . . . . .	48,610	88,810	78,730	5,386	6,998
Provisions :					
Fishmaws and Sharkfins . . . . .	468,910	608,750	698,850	35,807	22,958
Fish, dry, salted . . . . .	3,620	3,200	3,000	278	648
" " unsalted . . . . .	18,280	2,680	7,310	335	36
Fruits and Vegetables—dried, salted, or preserved . . . . .	355,950	422,720	427,250	41,781	36,503
Ghi . . . . .	5,620	840	11,240	2,492	13,812
Other sorts . . . . .	95,530	87,950	82,670	7,619	8,899
	947,910	1,126,140	1,230,320	88,312	82,856
Spices :					
Betelnuts . . . . .	1,450	440	1,580	217	588
Cardamoms . . . . .	2,890	8,590	13,700	680	786
Cloves . . . . .	147,380	83,980	162,210	18,568	7,686
Nutmegs . . . . .	18,310	29,320	15,850	890	524
Pepper . . . . .	13,490	9,380	240	67	276
Other sorts . . . . .	10,080	30,240	13,840	665	629
	193,600	161,950	207,420	21,087	10,489
Sugar :					
Refined or crystallised, including sugar-candy and confectionery . . . . .	2,278,880	1,189,390	1,848,200	76,309	54,862
Tea . . . . .	3,712,330	2,154,940	1,463,110	56,578	87,528
Other articles . . . . .	4,590	1,950	190	19	10
Total Value of Articles of Food and Drink . . . . .	7,598,560	5,714,570	5,228,510	265,100	272,370
<b>III.—METALS AND MANUFACTURES OF :</b>					
Metals :					
Brass, Wrought . . . . .	22,500	26,090	16,450	4,605	5,080
Copper :					
Unwrought . . . . .	90,260	0	255,660	4,406	4,629
Wrought :					
Mixed or Yellow Metal, for sheathing . . . . .	29,160	46,790	36,130	1,819	4,055
Sheets and other manufactures . . . . .	348,040	315,510	276,550	15,675	31,090
	467,460	362,300	568,340	21,900	39,774
Iron :					
Old, for re-manufacture . . . . .	524,830	415,380	241,770	49,151	26,912
Wrought :					
Anchors, Cables, and Kentledge . . . . .	10,290	8,280	4,410	175	53
Angle, Bolt, and Rod . . . . .	14,770	26,900	26,000	824	2,946
Bar . . . . .	131,080	153,550	104,710	7,161	16,375
Hoop . . . . .	3,940	4,690	6,090	269	1,226
Nails, Screws, Rivets, and Washers . . . . .	42,560	43,110	32,280	1,950	2,871
Pipes and Tubes . . . . .	10,610	6,230	10,080	556	1,693
Sheets and Plates . . . . .	71,250	61,240	87,250	4,080	7,769
Wire . . . . .	14,960	5,830	8,820	365	1,655
Other manufactures of wrought or cast iron, or of iron mixed with steel . . . . .	3,760	9,690	8,970	592	996
	828,050	734,900	530,380	65,123	62,496

## No. 9—continued.

QUANTITY OF EXPORTS OF PRINCIPAL ARTICLES OF FOREIGN MERCHANDISE from British India—  
continued.

ARTICLES.	1896-97.	1897-98.	1898-99.	1899-1900.	1900-01.
<b>III.—METALS AND MANUFACTURES OF—continued.</b>					
Metals—continued.					
Lead:					
Ore - - - - - Cwt.	140	144	327	319	201
Pig - - - - - " "	17,458	7,313	5,847	879	876
Wrought, &c. - - - - - " "	84	53	394	3,293	1,034
	17,682	7,510	7,068	4,491	2,111
Quicksilver - - - - - Lbs	6,306	3,166	2,411	7,470	3,254
Steel - - - - - Cwt	1,761	2,662	2,726	4,738	2,997
Tin, Unwrought (block) - - - - - " "	2,044	1,609	1,396	2,473	2,624
Zinc or Spelter, Wrought & Unwrought - - - - - " "	607	374	247	894	261
Unenumerated - - - - - " "	1,069	97	93	662	2,811
Total Metals - - - - -	331,328	268,637	197,610	468,638	289,162
Hardware and Cutlery (including plated ware)	—	—	—	—	—
Machinery and Millwork:					
Steam-engines and parts - - - - -	—	—	—	—	—
Other sorts - - - - -	—	—	—	—	—
Railway Plant and Rolling Stock - - - - -	—	—	—	—	—
<b>IV.—CHEMICALS, DRUGS, MEDICINES AND NARCOTICS, AND DYEING AND TANNING MATERIALS:</b>					
Chemicals					
Alum - - - - - Cwt	3,234	3,050	3,320	4,037	3,137
Arsenic - - - - - " "	131	212	157	61	104
Copperas - - - - - " "	3,664	2,908	1,359	2,622	1,124
Sal Ammoniac - - - - - " "	1,052	1,040	648	784	970
Sulphuric Acid - - - - - " "	165	358	163	233	312
Other sorts - - - - -	—	—	—	—	—
Drugs, Medicines, and Narcotics:					
Aloes - - - - - Cwt	240	827	288	555	449
Asafoetida - - - - - " "	2,013	2,772	3,980	2,650	2,027
Camphor - - - - - Lbs.	59,433	55,857	56,003	38,517	43,665
Cassia lignea - - - - - Cwt.	3,295	4,552	4,694	4,738	3,571
Galangal - - - - - " "	81	360	164	274	181
Quinine - - - - - Lbs.	732	269	895	526	153
Other sorts - - - - -	—	—	—	—	—
Tobacco (chiefly manufactured) - - - - - Lbs	12,695	24,977	11,514	12,963	19,023
Dyeing and Tanning Materials:					
Aniline and Alizarine Dyes - - - - - Lbs.	205,391	117,855	82,413	69,958	39,978
Cochineal - - - - - Cwt	45	30	88	35	64
Gambier - - - - - " "	244	382	207	174	179
Madder or Manjit - - - - - " "	513	373	486	256	388
Saffron - - - - - " "	18	22	26	34	32
Other sorts - - - - - " "	1,207	947	1,523	1,046	2,809
<b>V.—OILS:</b>					
Essential - - - - - Gals.	283	342	64	220	1,197
Mineral:					
Kerosene - - - - - " "	721,848	621,270	305,489	325,922	1,321,150
Other sorts - - - - - " "	48,757	54,689	35,922	60,981	77,289
Other sorts - - - - - " "	4,293	9,281	2,061	3,882	4,250
Total Quantity of Oils - - - - -	775,181	685,582	343,536	391,005	1,403,886

## No. 10—continued.

VALUE OF EXPORTS OF PRINCIPAL ARTICLES OF FOREIGN MERCHANDISE from British India—  
continued.

ARTICLES.	1896-97.	1897-98.	1898-99.	1899-1900.	1900-01.
<b>III.—METALS AND MANUFACTURES OF—continued.</b>					
<b>METALS—continued.</b>					
Lead :					
Ore - - - - -	1,790	1,650	4,090	256	174
Pig - - - - -	128,140	58,660	34,200	647	730
Wrought, &c. - - - - -	1,110	940	5,510	1,179	960
	131,040	61,250	43,800	2,112	1,864
Quicksilver - - - - -	10,470	4,990	4,020	933	971
Steel - - - - -	17,120	23,160	24,240	2,568	2,598
Tin, Unwrought (block) - - - - -	128,000	97,650	79,190	15,563	17,453
Zinc or Spelter, Wrought and Unwrought - - - - -	10,210	7,670	4,420	909	323
Unenumerated - - - - -	12,820	17,320	11,240	1,165	8,217
<b>Total Metals - - - - -</b>	<b>1,627,670</b>	<b>1,335,330</b>	<b>1,282,080</b>	<b>114,878</b>	<b>138,776</b>
Hajdware and Cutlery (including plated ware)	812,700	774,230	712,390	50,253	67,149
Machinery and Millwork :					
Steam-engines and parts - - - - -	86,830	76,080	81,710	6,301	3,196
Other sorts - - - - -	86,160	183,090	117,290	5,474	8,271
	172,990	259,170	199,000	11,775	11,467
Railway Plant and Rolling Stock - - - - -	42,850	36,673	20,980	70	468
<b>Total Value of Metals and Manufactures of - - - - -</b>	<b>2,656,210</b>	<b>2,735,460</b>	<b>2,214,450</b>	<b>176,976</b>	<b>217,860</b>
<b>IV.—CHEMICALS, DRUGS, MEDICINES AND NARCOTICS, AND DYEING AND TANNING MATERIALS :</b>					
<b>Chemicals :</b>					
Alum - - - - -	16,480	15,280	15,950	1,272	957
Arsenic - - - - -	3,090	5,390	3,700	106	177
Copperas - - - - -	13,910	12,290	7,290	700	335
Sal Ammoniac - - - - -	40,080	38,580	18,580	1,479	1,866
Sulphuric Acid - - - - -	2,280	5,010	2,070	249	257
Other sorts - - - - -	26,110	25,490	22,220	1,331	1,671
	101,950	102,040	69,810	5,137	5,263
<b>Drugs, Medicines, and Narcotics :</b>					
Aloes - - - - -	7,530	34,650	12,320	1,645	964
Asafetida - - - - -	70,690	96,710	99,240	4,876	3,452
Camphor - - - - -	60,460	51,500	51,050	2,558	3,258
Cassia lignea - - - - -	78,760	124,400	131,460	9,012	6,889
Galangal - - - - -	740	3,370	1,300	179	118
Quinine - - - - -	14,670	5,210	12,580	346	168
Other sorts - - - - -	106,740	100,910	123,880	7,194	9,890
	339,590	416,750	431,830	25,810	24,739
Tobacco (chiefly Manufactured) - - - - -	28,530	43,110	29,870	1,784	2,195
<b>Dyeing and Tanning Materials :</b>					
Aniline and Alizarine Dyes - - - - -	203,820	182,620	85,870	5,749	2,902
Cochineal - - - - -	6,480	3,870	11,400	264	402
Gambor - - - - -	5,270	7,490	3,480	201	250
Madder or Manjit - - - - -	5,630	4,260	5,810	216	320
Saffron - - - - -	32,080	49,700	35,210	4,642	4,022
Other sorts - - - - -	41,480	32,370	49,900	1,851	5,275
	294,760	280,310	191,670	12,923	13,171
<b>Total Value of Chemicals, Drugs, Medicines and Narcotics, and Dyeing and Tanning Materials - - - - -</b>	<b>764,830</b>	<b>842,210</b>	<b>723,180</b>	<b>45,654</b>	<b>45,368</b>
<b>V.—OILS :</b>					
Essential - - - - -	5,790	10,270	1,760	300	2,714
Mineral :					
Kerosene - - - - -	366,070	261,300	121,620	10,686	44,296
Other sorts - - - - -	46,500	53,650	34,080	4,156	5,794
Other sorts - - - - -	7,450	20,890	3,900	533	527
<b>Total Value of Oils - - - - -</b>	<b>425,810</b>	<b>346,100</b>	<b>161,360</b>	<b>15,675</b>	<b>53,331</b>

## No. 9—continued.

QUANTITY of EXPORTS, of PRINCIPAL ARTICLES of FOREIGN MERCHANDISE from British India  
—continued.

ARTICLES.	1896-97.	1897-98.	1898-99.	1899-1900	1900-01.
<b>VI.—RAW MATERIALS AND UNMANUFACTURED ARTICLES :</b>					
Canes and Rattans - - - - - Cwt.	1,851	432	474	94	746
Caoutchouc - - - - - " "	0	69	104	84	45
Cotton - - - - - Cwt.	728	473	614	4	1,135
<b>Gums and Resins :</b>					
Arabic - - - - - Cwt.	7,391	5,951	7,297	16,781	12,171
Benjamin - - - - - " "	741	543	790	1,439	988
Olibanum or Frankincense - - - - - " "	19,062	20,218	17,080	19,739	19,478
Rosin - - - - - " "	917	1,540	1,677	1,681	1,015
Other sorts - - - - - " "	5,770	7,235	3,109	3,556	928
"	33,881	35,487	29,953	43,196	34,578
Hides and Skins - - - - - { No =Cwt.	3,606	4,056	6,560	6,101	980
Horns - - - - - Cwt.	85	214	124	125	23
Ivory - - - - - Lbs.	326	363	224	265	159
Jewellery, &c. :	159,615	131,467	127,907	89,724	66,880
Precious Stones and Pearls, unset	—	—	—	—	—
Pitch, Tar, and Dammer - - - - - Cwt.	1,549	1,459	1,476	1,880	719
<b>Seeds :</b>					
Rape - - - - - Cwt.	2,004	8,511	2,402	10,562	4,626
Other sorts - - - - - " "	1,011	829	1,728	1,278	341
"	3,015	9,340	4,130	11,840	4,967
Shells and Cowries - - - - - Lbs.	—	—	—	—	—
Silk - - - - - Lbs.	88,650	66,654	72,832	90,795	97,519
<b>Wood :</b>					
Teak - - - - - Cubic Tons	194	69	78	21	15
Other Timber - - - - - " "	358	121	291	218	96
Ornamental - - - - - " "	—	—	—	—	—
Wool - - - - - Lbs.	13,011,377	14,069,037	10,635,241	9,768,414	7,146,628
All other Articles - - - - - Lbs.	—	—	—	—	—
<b>VII.—ARTICLES MANUFACTURED AND PARTLY MANUFACTURED :</b>					
<b>Yarns and Textile Fabrics :</b>					
<b>Cotton :</b>					
Twist and Yarn - - - - - Lbs.	1,395,662	1,779,893	1,540,298	1,908,728	1,215,813
<b>Piece goods</b>					
Grey (unbleached) - - - - - Yards	14,891,312	12,678,638	12,621,720	10,494,857	10,951,987
White (bleached) - - - - - " "	11,163,728	9,854,783	10,325,338	10,108,102	10,105,273
Coloured, printed, or dyed - - - - - " "	44,257,498	46,412,429	46,799,328	46,898,763	40,532,934
Lace and Patent Net - - - - - " "	6,838	5,883	29,882	45,837	48,289
Handkerchiefs and Shawls in the piece - - - - - No.	1,164,566	998,166	860,123	942,231	867,181
Hosiery, pure and mixed - - - - - Lbs.	—	—	—	—	—
Thread, sewing - - - - - Lbs.	109,752	87,803	75,920	66,342	97,842
Other Sorts - - - - - Lbs.	—	—	—	—	—
<b>Flax :</b>					
Piece goods and Canvas - - - - - Yards	14,890	4,034	11,435	9,751	28,854
Other sorts - - - - - Lbs.	4,444	3,060	2,338	8,106	5,661
<b>Hemp (excluding cordage) - - - - -</b>					
Jute - - - - -	—	—	—	—	—
<b>Silk :</b>					
Piece goods - - - - - Yards	1,067,520	700,146	550,968	480,690	541,383
Goods of silk mixed with other materials - - - - - " "	104,865	46,413	37,792	70,114	56,617
Other sorts - - - - - Lbs.	276	1,270	1,113	724	823
<b>Wool :</b>					
Piece goods - - - - - Yards	377,551	216,796	199,757	338,335	341,034
Shawls - - - - - No.	4,353	7,672	2,834	2,928	5,120
Other sorts - - - - - Lbs.	47,089	30,747	28,355	56,204	60,966

## No. 10—continued.

VALUE of EXPORTS of PRINCIPAL ARTICLES of FOREIGN MERCHANDISE from British India—  
continued.

ARTICLES.	1896-97.	1897-98.	1898-99.	1899-1900.	1900-01.
<b>VI.—RAW MATERIALS AND UNMANUFACTURED ARTICLES:</b>					
	<i>Rupees.</i>	<i>Rupees.</i>	<i>Rupees.</i>	£	£
Canes and Rattans . . . . .	34,470	10,310	6,210	148	793
Caoutchouc . . . . .	0	3,000	5,720	265	116
Cotton . . . . .	18,170	11,440	15,890	7	1,497
Gums and Resins:					
Arabic . . . . .	115,750	85,490	105,800	17,856	10,757
Benjamin . . . . .	28,830	18,580	22,890	2,676	2,299
Olibanum or Frankincense . . . . .	322,310	363,170	291,730	22,745	24,400
Rosin . . . . .	4,890	7,950	8,250	555	355
Other sorts . . . . .	77,290	114,030	54,380	4,400	1,099
	549,070	589,220	483,050	48,232	38,910
Hides and Skins . . . . .	3,200	5,960	5,280	319	48
Horns . . . . .	76,450	81,730	41,880	2,663	1,695
Ivory . . . . .	942,610	667,470	616,700	28,024	23,995
Jewellery, &c.:					
Precious Stones and Pearls, unset . . . . .	143,970	128,050	267,320	15,694	26,814
Pitch, Tar, and Dammer . . . . .	6,590	6,350	6,360	509	217
Seeds:					
Rape . . . . .	12,040	54,080	16,900	5,107	2,467
Other sorts . . . . .	19,910	13,080	31,280	1,667	417
	31,950	67,160	48,180	6,774	2,884
Shells and Cowries . . . . .	195,870	201,360	196,220	16,114	13,866
Silk . . . . .	250,690	187,000	188,040	11,461	12,632
Wood:					
Teak . . . . .	15,180	6,450	5,930	183	128
Other Timber . . . . .	17,807	7,977	26,850	1,723	419
Ornamental . . . . .	153	163	2,550	34	261
Wool . . . . .	6,080,040	6,440,850	4,713,600	297,054	217,751
All other Articles . . . . .	38,470	14,690	18,700	884	992
Total Value of Raw Materials and Unmanufactured Articles	8,404,690	8,429,180	6,648,480	430,088	343,017
<b>VII.—ARTICLES MANUFACTURED AND PARTLY MANUFACTURED:</b>					
Yarns and Textile Fabrics:					
Cotton:					
Twist and Yarn . . . . .	891,470	1,033,470	823,080	70,443	48,570
Piece goods:					
Grey (unbleached) . . . . .	1,910,060	1,577,490	1,417,770	80,243	96,096
White (bleached) . . . . .	1,717,930	1,425,640	1,407,500	91,522	101,163
Coloured, printed, or dyed . . . . .	9,600,780	9,693,940	9,587,040	625,951	555,970
Lace and Patent Net . . . . .	2,100	1,140	4,430	494	634
Handkerchiefs and Shawls in the piece . . . . .	228,340	170,940	155,560	11,091	11,059
Hosiery, pure and mixed . . . . .	177,590	143,760	107,230	9,147	9,337
Thread, sewing . . . . .	125,830	93,260	81,660	4,993	6,806
Other sorts . . . . .	12,950	22,960	13,690	2,460	1,576
	13,775,580	13,129,130	12,774,880	825,901	782,641
Flax:					
Piece goods and canvas . . . . .	9,080	2,320	5,260	246	622
Other sorts . . . . .	4,850	3,070	2,360	215	251
	13,930	5,390	7,620	461	876
Hemp (excluding cordage) . . . . .	360	910	320	12	295
Jute . . . . .	5,790	1,080	1,620	298	205
Silk:					
Piece goods . . . . .	728,980	559,010	436,220	27,091	31,151
Goods of silk mixed with other materials . . . . .	61,420	21,200	29,610	3,789	4,272
Other sorts . . . . .	2,020	2,940	1,300	106	160
	792,420	583,150	467,130	30,986	35,583
Wool:					
Piece goods . . . . .	383,840	238,720	209,480	23,078	24,013
Shawls . . . . .	18,560	13,720	9,060	340	563
Other sorts . . . . .	86,370	41,630	33,550	3,584	5,483
	488,770	294,070	252,090	27,002	30,059
Total Yarns and Textile Fabrics	15,968,320	15,047,200	14,326,740	955,103	898,229



## No. 9—concluded.

QUANTITY OF EXPORTS OF PRINCIPAL ARTICLES OF FOREIGN MERCHANDISE from British India—  
concluded.

ARTICLES.	1896-97.	1897-98.	1898-99.	1899-1900.	1900-01.
<b>VII.—ARTICLES MANUFACTURED AND PARTLY MANUFACTURED—continued</b>					
Apparel (including haberdashery, millinery, boots and shoes, &c., but excluding hosiery) -	—	—	—	—	—
Arms, Ammunition, &c. (excluding military accoutrements):					
Fire-arms and parts thereof - . . . . .	—	—	—	—	—
Other sorts - . . . . .	—	—	—	—	—
Art, works of - . . . . .	—	—	—	—	—
Books and Printed Matter (including maps and charts) - . . . . . Cwt.	1,191	1,307	1,481	1,805	2,568
Building and Engineering Materials - . . . . .	—	—	—	—	—
Cabinet-ware and Furniture - . . . . .	—	—	—	—	—
Candles - . . . . . Lbs	67,181	47,871	51,493	133,340	140,268
Caoutchouc, manufactures of - . . . . .	—	—	—	—	—
Carriages, Carts, &c. (excluding railway carriages), and parts thereof - . . . . .	—	—	—	—	—
Chinese and Japanese-ware (including lacquered-ware, but not earthenware and porcelain) - . . . . .	—	—	—	—	—
Clocks and Watches - . . . . . No.	2,857	1,872	4,842	4,918	4,884
Coral - . . . . . Lbs	35,030	40,124	43,471	42,824	27,986
Cordage and Rope of vegetable fibre (excluding jute) - . . . . . Cwt.	169	304	430	141	681
Earthenware and Porcelain - . . . . . "	—	—	—	—	—
Fireworks - . . . . .	—	—	—	—	—
Glass and Glassware					
Sheet and Plate - . . . . . Supl. Feet	115,506	119,457	119,629	201,611	172,708
Beads and False Pearls - . . . . . Cwt.	911	743	490	570	431
Bottles, common - . . . . . { =Gross	878	408	636	705	789
Other ware - . . . . .	570	283	449	422	720
Hides and Skins, dressed and tanned { =Cwt.	12 3	198 3	5,045 94	150 4	5,452 66
Instruments and Apparatus .					
Musical - . . . . .	—	—	—	—	—
Photographic - . . . . .	—	—	—	—	—
Scientific, Philosophical, &c. - . . . . .	—	—	—	—	—
Jewellery, &c.:					
Jewellery - . . . . .	—	—	—	—	—
Plate - . . . . .	—	—	—	—	—
Leather .					
Unwrought - . . . . . Cwt.	21	21	48	4	30
Manufactures (excluding boots and shoes) - . . . . .	—	—	—	—	—
Matches - . . . . .	—	—	—	—	—
Mats and Matting - . . . . . Sq. Yds.	24,756	37,648	34,312	48,462	41,644
Paints and Colours - . . . . . Cwt.	2,432	2,732	1,811	2,555	2,720
Paper and Pasteboard:					
Printing Paper - . . . . . Cwt.	335	152	613	563	227
Writing Paper and Envelopes - . . . . .	—	—	—	—	—
Other sorts - . . . . . Cwt.	409	255	445	383	642
Perfumery, . . . . .	—	—	—	—	—
Printing and Lithographing materials (other than paper) - . . . . .	—	—	—	—	—
Soap - . . . . . Cwt.	1,708	622	1,268	1,569	2,193
Stationery (excluding paper) - . . . . .	—	—	—	—	—
Toys and Requisites for Games - . . . . .	—	—	—	—	—
Umbrellas - . . . . . No.	51,056	78,891	62,268	55,081	54,915
Wood, manufactures of - . . . . .	—	—	—	—	—
Articles (not specified) exported by Post - . . . . .	—	—	—	—	—
All other Articles • - . . . . .	—	—	—	—	—

## No. 10—concluded.

VALUE of EXPORTS of PRINCIPAL ARTICLES of FOREIGN MERCHANDISE from British India—  
concluded.

ARTICLES.	1896-97.	1897-98.	1898-99.	1899-1900.	1900-01.
<b>VII.—ARTICLES MANUFACTURED AND PARTLY MANUFACTURED—continued.</b>					
Apparel (including haberdashery, millinery, boots and shoes, &c., but excluding hosiery)	Rupees. 1,706,800	Rupees. 1,440,930	Rupees. 1,390,940	£ 89,542	£ 101,581
Arms, Ammunition, &c. (excluding military accoutrements):					
Fire-arms and parts thereof . . . . .	120,900	107,660	92,260	7,076	8,995
Other sorts . . . . .	17,040	7,650	18,740	576	1,189
	147,940	115,310	111,000	7,652	10,184
Art, works of . . . . .	67,430	73,770	74,280	5,896	6,351
Books and Printed Matter (including maps and charts) . . . . .	195,430	198,980	225,640	16,666	16,749
Cabinet-ware and Furniture . . . . .	119,460	205,900	109,860	8,443	7,503
Candles . . . . .	22,580	15,070	14,440	2,750	3,071
Caoutchouc, manufactures of . . . . .	12,700	2,000	7,830	1,018	449
Carriages, Carts, &c. (excluding railway carriages), and parts thereof . . . . .	65,310	61,310	91,080	7,271	6,574
Chinese and Japanese-ware (including lacquered-ware, but not earthenware and porcelain) . . . . .	37,560	39,900	28,840	2,374	2,109
Clocks and Watches . . . . .	37,240	31,680	45,810	3,210	2,928
Corals . . . . .	209,600	264,440	355,320	17,842	15,772
Cordage and Rope of vegetable fibre (excluding jute) . . . . .	6,810	8,640	10,670	378	1,609
Earthenware and Porcelain . . . . .	262,960	255,120	183,540	13,502	14,075
Fireworks . . . . .	5,960	4,840	6,900	620	238*
Glass and Glassware:					
Sheet and Plate . . . . .	11,320	12,760	12,780	1,216	1,081
Beads and False Pearls . . . . .	54,630	43,310	41,500	2,363	2,518
Bottles, common . . . . .	12,350	7,570	12,450	696	818
Other ware . . . . .	287,580	277,470	226,790	20,790	23,580
	365,880	341,110	293,520	25,065	27,997
Hides and Skins, dressed and tanned . . . . .	400	500	8,860	21	582
Instruments and Apparatus:					
Musical . . . . .	72,870	66,490	66,100	5,290	5,024
Photographic . . . . .	17,570	22,680	25,620	2,257	2,261
Scientific, Philosophical, &c. . . . .	51,160	110,090	66,400	5,719	4,573
	141,600	199,260	158,120	13,266	11,858
Jewellery, &c.:					
Jewellery . . . . .	166,890	227,910	234,420	19,288	8,694
Plate . . . . .	44,940	82,670	87,770	6,016	4,675
	211,830	310,580	322,190	25,304	13,369
Leather:					
Unwrought . . . . .	4,150	5,500	7,560	73	352
Manufactures (excluding boots and shoes) . . . . .	47,180	40,960	59,650	2,935	3,849
	51,330	46,460	67,210	3,008	4,201
Matches . . . . .	76,350	88,920	69,450	4,897	3,337
Mats and Matting . . . . .	8,540	16,350	12,980	1,234	1,105
Paints and Colours . . . . .	56,470	46,920	34,110	2,866	3,002
Paper and Pasteboard:					
Printing Paper . . . . .	5,360	2,450	9,240	598	255
Writing Paper and Envelopes . . . . .	31,500	32,880	32,160	1,875	2,152
Other sorts . . . . .	8,480	5,330	10,970	610	946
	45,340	40,660	52,370	3,083	3,353
Perfumery . . . . .	48,520	35,330	39,040	2,970	2,482
Printing and Lithographing materials (other than paper) . . . . .	2,820	3,750	3,030	512	395
Soap . . . . .	32,370	20,020	23,370	1,850	2,896
Stationery (excluding paper) . . . . .	122,480	149,650	136,040	8,994	9,880
Toys and Requisites for Games . . . . .	66,980	42,430	60,060	3,859	3,888
Umbrellas . . . . .	62,590	92,050	59,390	4,012	3,983
Wood, manufactures of . . . . .	18,300	19,350	8,090	4,218	1,597
Articles (not specified) exported by Post . . . . .	28,540	60,570	204,120	11,344	9,474
All other Articles . . . . .	154,390	104,400	92,510	7,310	12,769
<b>Total Value of Articles Manufactured and partly Manufactured . . . . .</b>	<b>20,403,680</b>	<b>19,750,130</b>	<b>18,648,300</b>	<b>1,256,078</b>	<b>1,203,590</b>
<b>GRAND TOTAL . . . . .</b>	<b>40,336,370</b>	<b>37,511,720</b>	<b>33,771,960</b>	<b>2,194,994</b>	<b>2,139,021</b>

## No. 11.

QUANTITY and VALUE of IMPORTS and EXPORTS\* of PRINCIPAL ARTICLES in 1900-01,  
distinguishing COUNTRIES.N.B.—Imports from, or Exports to, any country are not shown separately unless the value exceeds £100,  
but are included under "Other Countries"

ARTICLES AND COUNTRIES.	IMPORTS.		EXPORTS	
	Quantity.	Value	Quantity.	Value
<b>I.—ANIMALS, LIVING :</b>				
HORSES :				
United Kingdom . . . . . No.	84	5,035	7	657
Aden . . . . . "	...	..	2	133
Ceylon . . . . . "	9	181	189	2,014
China, Hong Kong	...	..	3	107
Straits Settlements	59	2,073	32	850
Mauritius . . . . . "	..	..	6	117
Australia . . . . . "	8,340	261,748	28	1,094
Austria-Hungary . . . . . "	34	1,553	..	..
Arabia . . . . . "	40	773	14	467
Persia . . . . . "	1,433	32,167	..	..
Turkey in Asia . . . . . "	679	14,720	..	..
Zanzibar, &c. . . . . "	..	..	29	502
Other Countries . . . . . "	4	209	11	246
"	10,682	318,459	321	6,187
OTHER KINDS :				
United Kingdom . . . . . No.	449	2,825	146	168
Ceylon . . . . . "	272	114	279,948	88,967
Straits Settlements	..	..	44,230	52,269
Germany . . . . . "	..	..	1,197	1,652
Arabia . . . . . "	15	153	..	..
Persia . . . . . "	166	3,103	..	..
Other Countries . . . . . "	113	226	79	77
"	1,015	6,421	325,600	143,131
TOTAL ANIMALS, LIVING - No.	11,697	324,880	325,921	149,318
<b>II. ARTICLES OF FOOD AND DRINK :</b>				
COFFEE :				
United Kingdom . . . . . Cwt.	308	824	139,989	499,790
Aden . . . . . "	176	621	..	..
Ceylon . . . . . "	135	444	9,719	24,763
China, Hong Kong	...	..	31	109
Straits Settlements	3,565	7,123	..	..
Mauritius . . . . . "	..	..	1,050	2,058
Australia . . . . . "	..	..	3,992	16,450
Austria-Hungary . . . . . "	3,152	7,963	1,141	4,240
Belgium . . . . . "	..	..	5,616	16,881
France . . . . . "	..	..	75,661	228,568
Germany . . . . . "	..	..	1,130	3,832
Italy . . . . . "	..	..	214	733
Arabia . . . . . "	..	..	3,061	7,174
Persia . . . . . "	..	..	3,619	9,101
Turkey in Asia . . . . . "	..	..	2,076	5,568
Egypt . . . . . "	113	229	..	..
Portuguese East Africa	..	..	348	809
United States . . . . . "	..	..	483	2,130
Other Countries . . . . . "	54	114	114	292
"	7,503	17,318	248,144	822,498
FRUITS AND VEGETABLES :				
United Kingdom . . . . . "	—	1,280	—	1,535
Aden . . . . . "	—	..	—	857
Ceylon . . . . . "	—	14,146	—	47,673
China, Hong Kong	—	..	—	1,943
Straits Settlements	—	35,065	—	22,356
Mauritius . . . . . "	—	269	—	422
Natal . . . . . "	—	..	—	457
Australia . . . . . "	—	493	..	..
Belgium . . . . . "	—	..	—	2,806
France . . . . . "	—	..	—	2,077
Germany . . . . . "	—	..	—	44,672
Italy . . . . . "	—	8,541	..	..
Arabia . . . . . "	—	4,716	..	732
Maldivé Islands . . . . . "	—	5,431	..	..
Mekran and Sónmian	—	..	—	284
Persia . . . . . "	—	..	—	1,171
Turkey in Asia . . . . . "	—	..	—	843
German East and South-West Africa	—	..	—	268
Portuguese East Africa	—	961	—	352
Zanzibar, &c. . . . . "	—	700	—	3,838
Other Countries . . . . . "	—	185	—	257
"	—	71,787	—	132,543

The Exports include Re-exports.

No. 11—*continued.*

QUANTITY and VALUE of IMPORTS and EXPORTS of PRINCIPAL ARTICLES in 1900-01,  
distinguishing COUNTRIES—*continued.*

ARTICLES AND COUNTRIES.	IMPORTS.		EXPORTS.	
	Quantity.	Value.	Quantity.	Value.
<b>II.—ARTICLES OF FOOD AND DRINK—<i>continued.</i></b>				
<b>GRAIN AND PULSE:</b>				
<b>JAWAR AND BAJRA:</b>				
United Kingdom - - - - Cwt.	9,898	3,043		
Aden - - - - - "	2,068	623	10,729	3,302
Ceylon - - - - - "	531	137		
Natal - - - - - "	...	...	335	138
Arabia - - - - - "	413	129	65,366	16,709
Mekran and Somiani - - - - "	...	...	5,177	1,450
Turkey in Asia - - - - - "	97,788	29,562		
Abyssinia - - - - - "	...	...	19,054	6,702
Egypt - - - - - "	710	212	9,594	3,023
German East Africa - - - - "	...	...	1,051	348
Portuguese East Africa - - - "	6,866	2,173	2,495	900
Zanzibar, &c. - - - - - "	1,763	514	9,819	3,130
Other Countries - - - - - "	2,940	585	439	127
"	122,977	36,978	124,059	35,829
<b>PULSE:</b>				
United Kingdom - - - - Cwt.	592	337	142,248	36,957
Aden - - - - - "	626	208	4,676	2,131
Ceylon - - - - - "	846	331	75,641	23,467
China, Hong Kong - - - - - "	378,727	136,471	3,194	1,370
Straits Settlements - - - - - "	14,764	5,735	43,101	14,448
Cape Colony - - - - - "	...	...	633	260
Mauritius - - - - - "	...	...	105,820	38,075
Natal - - - - - "	...	...	34,876	14,277
West Indies - - - - - "	...	...	7,526	2,779
British Guiana - - - - - "	...	...	7,296	2,814
Australia - - - - - "	238	111	3,452	1,194
Abyssinia - - - - - "	...	...	730	304
German East and South West Africa - - - - "	...	...	916	439
Madagascar - - - - - "	...	...	808	284
Portuguese East Africa - - - - - "	...	...	1,400	687
Réunion - - - - - "	...	...	3,480	722
Zanzibar, &c. - - - - - "	...	...	27,526	11,284
Arabia - - - - - "	...	...	3,854	1,415
Mekran and Somiani - - - - - "	7,996	2,617	...	...
Persia - - - - - "	950	432	995	424
Siam - - - - - "	...	...	275	100
Turkey in Asia - - - - - "	80,178	26,056	429	174
Dutch Guiana - - - - - "	...	...	1,137	388
Other Countries - - - - - "	545	164	4,845	1,755
"	485,462	172,462	474,598	155,748
<b>RICE IN THE HUSK:</b>				
Ceylon - - - - - Cwt.	...	...	266,574	48,495
Straits Settlements - - - - - "	8,517	1,715	5,091	685
Turkey in Asia - - - - - "	14,899	3,816	...	...
Madagascar - - - - - "	...	...	1,847	312
United States - - - - - "	...	...	3,300	675
Other Countries - - - - - "	254	62	281	53
"	23,670	5,593	277,093	50,220
<b>RICE NOT IN THE HUSK:</b>				
United Kingdom - - - - Cwt.	279	118	261,239	913,770
Aden - - - - - "	...	...	266,828	93,081
Ceylon - - - - - "	433	171	397,991	1,907,546
China, Hong Kong - - - - - "	1,132	377	35,713	5,545
Straits Settlements - - - - - "	33,980	13,529	520,087	1,419,552
Cape Colony - - - - - "	...	...	170,314	67,069
Mauritius - - - - - "	...	...	354,046	455,843
Natal - - - - - "	...	...	234,637	89,108
British Guiana - - - - - "	...	...	172,253	56,887
Australia - - - - - "	...	...	13,085	4,793
Austria-Hungary - - - - - "	...	...	63,440	14,524
Denmark - - - - - "	...	...	96,669	21,095
France - - - - - "	...	...	977	318
Germany - - - - - "	...	...	239,647	106,046
Holland - - - - - "	...	...	6,006	2,548
Roumania - - - - - "	...	...	57,998	15,590
Arabia - - - - - "	...	...	761,206	270,079
China, Treaty Ports - - - - - "	...	...	12,158	2,627
Java - - - - - "	...	...	146,140	45,925
Maldivo Islands - - - - - "	...	...	34,918	12,714

No. 11—*continued.*QUANTITY and VALUE of IMPORTS and EXPORTS of PRINCIPAL ARTICLES in 1900-01  
distinguishing COUNTRIES—*continued.*

ARTICLES AND COUNTRIES.	IMPORTS.		EXPORTS.	
	Quantity.	Value.	Quantity.	Value.
<b>II.—ARTICLES OF FOOD AND DRINK—<i>continued.</i></b>				
<b>GRAIN AND PULSE—<i>continued.</i></b>				
<b>RICE NOT IN THE HUSK—<i>continued.</i></b>				
Mekran and Somiani - - - - "		..	28,645	9,721
Persia - - - - - "		..	136,901	49,725
Siara - - - - - "		..	33,022	8,755
Turkey in Asia - - - - "	47,095	14,574	16,182	6,377
Abyssinia - - - - - "		..	7,593	2,977
Egypt - - - - - "		..	10,325,900	2,409,096
German East Africa - - - - "	..	..	5,721	2,026
Madagascar - - - - - "	..	..	8,206	2,910
Portuguese East Africa - - - - "	..	..	193,523	67,966
Réunion - - - - - "	..	..	277,190	73,964
Zanzibar, &c - - - - - "	..	..	613,848	167,779
Brazil - - - - - "	..	..	1,141,033	322,274
Chile - - - - - "	..	..	123,457	30,487
West Indies - - - - - "	..	..	108,413	34,903
Other Countries - - - - - "	105	53	213,460	72,298
	33,024	28,852	31,077,826	8,766,118
<b>WHEAT :</b>				
United Kingdom - - - - Cwt.			7,923	2,546
Aden - - - - - "			9,691	4,603
Ceylon - - - - - "	..	..	1,001	452
China, Hong Kong - - - - "	..	..	9,874	3,703
Straits Settlements - - - - "	..	..	1,557	475
Mauritius - - - - - "	..	..	6,741	2,307
Australia - - - - - "	404,478	136,170	..	..
Arabia - - - - - "	31,411	10,160	4,993	2,088
Mekran and Somiani - - - - "	..	..	394	150
Persia - - - - - "	29,042	10,708	..	..
Turkey in Asia - - - - - "	94,131	35,030	..	..
German East & South West Africa - - - - "	..	..	1,452	697
Zanzibar, &c. - - - - - "	..	..	5,901	2,794
Other Countries - - - - - "	289	92	494	240
	559,351	192,160	50,021	20,055
<b>WHEAT FLOUR :</b>				
United Kingdom - - - - Cwt.	303	174		
Aden - - - - - "	191	153	95,794	48,245
Ceylon - - - - - "	..	..	60,775	29,756
China, Hong Kong - - - - "	5,663	2,606	5,847	2,584
Straits Settlements - - - - "	2,228	1,104	2,779	1,198
Mauritius - - - - - "	..	..	95,109	47,834
Australia - - - - - "	3,772	1,559	..	..
Austria-Hungary - - - - - "	441	343	..	..
Italy - - - - - "	1,205	984	..	..
Arabia - - - - - "	..	..	73,179	35,426
Japan - - - - - "	..	..	..	..
Mekran and Somiani - - - - "	..	..	1,948	787
Persia - - - - - "	..	..	1,504	696
Turkey in Asia - - - - - "	..	..	870	420
Abyssinia - - - - - "	..	..	3,325	1,704
Egypt - - - - - "	178	146	4,769	2,413
German East & South West Africa - - - - "	..	..	3,116	1,604
Madagascar - - - - - "	..	..	247	117
Portuguese East Africa - - - - - "	..	..	22,030	11,371
Zanzibar, &c. - - - - - "	..	..	125,711	54,521
Other Countries - - - - - "	90	60	343	202
	14,071	7,129	497,346	238,878
<b>OTHER SORTS - - - - - "</b>				
	666,540	196,179	420,024	112,826
<b>TOTAL GRAIN AND PULSE :</b>				
United Kingdom - - - - Cwt.	11,101	3,707	3,415,407	954,137
Aden - - - - - "	3,538	1,171	394,478	153,414
Ceylon - - - - - "	3,588	1,090	5,846,190	2,023,023
China, Hong Kong - - - - "	385,524	139,454	54,715	13,434
Straits Settlements - - - - "	61,900	22,957	5,590,092	1,442,336
Cape Colony - - - - - "	..	..	178,819	69,524
Mauritius - - - - - "	..	..	1,783,333	603,174
Natal - - - - - "	..	..	271,239	103,991
British Guiana - - - - - "	..	..	179,591	59,713
Australia - - - - - "	411,652	139,043	16,562	5,994
Austria-Hungary - - - - - "	919	647	63,453	14,534
Belgium - - - - - "	..	..	580	157
Denmark - - - - - "	..	..	96,059	21,095
France - - - - - "	..	..	64,126	12,950

No. 11—*continued.*

QUANTITY and VALUE of IMPORTS and EXPORTS of PRINCIPAL ARTICLES in 1900-01,  
distinguishing COUNTRIES—*continued.*

ARTICLES AND COUNTRIES.	IMPORTS.		EXPORTS.	
	Quantity.	Value.	Quantity.	Value.
<b>II.—ARTICLES OF FOOD AND DRINK—<i>continued.</i></b>				
<b>GRAIN AND PULSE—<i>continued.</i></b>				
<b>TOTAL GRAIN AND PULSE—<i>continued.</i></b>				
Germany - - - - - Cwt.	..	...	239,669	106,052
Holland - - - - - "	..	...	6,006	2,548
Italy - - - - - "	1,235	1,006	..	..
Roumania - - - - - "	..	..	57,998	15,590
Turkey in Europe - - - - - "	378,044	113,127	..	..
Arabia - - - - - "	37,697	11,896	915,091	327,852
China, Treaty Ports - - - - - "	..	..	12,159	2,628
Java - - - - - "	..	..	146,147	45,928
Maldive Islands - - - - - "	..	..	35,023	12,760
Mekran and Sonmiani - - - - - "	9,814	3,044	36,275	12,156
Persia - - - - - "	37,574	13,201	139,476	50,874
Siam - - - - - "	..	..	33,382	8,887
Turkey in Asia - - - - - "	427,239	133,971	17,633	7,012
Abyssinia - - - - - "	..	..	31,010	11,789
Egypt - - - - - "	892	362	10,341,883	2,415,037
German East & South West Africa - - - - - "	1,147	308	12,589	5,212
Madagascar - - - - - "	..	..	11,486	3,778
Portuguese East Africa - - - - - "	22,126	6,374	226,000	83,272
Réunion - - - - - "	..	..	300,004	80,689
Zanzibar, &c. - - - - - "	10,432	3,054	798,496	243,978
United States - - - - - "	147,469	44,271	3,499	734
West Indies - - - - - "	..	..	115,959	37,684
Brazil - - - - - "	..	..	1,141,033	322,274
Chile - - - - - "	..	..	123,457	30,487
Dutch Guiana - - - - - "	..	..	1,151	392
Other Countries - - - - - "	3,204	670	220,897	74,585
..	1,955,095	639,353	32,920,967	9,379,674
<b>LIQUORS:</b>				
<b>ALE, BEER, PORTER, CIDER, &amp;c.:</b>				
United Kingdom - - - - - Gals.	3,018,940	275,137	..	..
Aden - - - - - "	2,444	224	..	..
Ceylon - - - - - "	..	..	28,162	1,656
China, Hong Kong - - - - - "	869	185	..	..
Mauritius - - - - - "	..	..	641	124
Austria-Hungary - - - - - "	2,489	445	..	..
Belgium - - - - - "	10,102	1,836	..	..
Germany - - - - - "	185,205	33,963	..	..
Holland - - - - - "	1,123	201	..	..
Arabia - - - - - "	..	..	2,675	383
Egypt - - - - - "	2,548	163	..	..
United States - - - - - "	5,908	877	..	..
Other Countries - - - - - "	1,816	315	913	144
..	3,231,444	313,346	32,391	2,307
<b>SPIRITS AND LIQUEURS:</b>				
<b>BRANDY:</b>				
United Kingdom - - - - - Gals.	50,488	35,394	..	..
Aden - - - - - "	462	231	..	..
Straits Settlements - - - - - "	157	104	..	..
British Guiana - - - - - "	..	..	107	125
Austria-Hungary - - - - - "	255	139	..	..
Belgium - - - - - "	6,885	2,030	..	..
France - - - - - "	183,239	109,623	..	..
Germany - - - - - "	42,817	7,971	..	..
Holland - - - - - "	6,693	732	..	..
Arabia - - - - - "	..	..	223	112
Mekran and Sonmiani - - - - - "	..	..	768	270
Persia - - - - - "	..	..	708	283
Egypt - - - - - "	1,095	464	..	..
Zanzibar, &c. - - - - - "	..	..	392	143
West Indies - - - - - "	..	..	99	110
Other Countries - - - - - "	470	267	140	152
..	292,561	156,955	2,437	1,195
<b>WHISKY:</b>				
United Kingdom - - - - - Gals.	505,172	230,460	417	123
Ceylon - - - - - "	702	366	..	..
China, Hong Kong - - - - - "	723	537	261	200
Straits Settlements - - - - - "	189	118	163	102
Australia - - - - - "	781	630	..	..
Germany - - - - - "	29,270	10,510	..	..
Arabia - - - - - "	..	..	556	240
Persia - - - - - "	..	..	549	215
Zanzibar, &c. - - - - - "	..	..	760	369
United States - - - - - "	2,490	1,400	..	..
Other Countries - - - - - "	168	101	734	395
..	539,495	244,122	3,440	1,644
<b>OTHER SORTS</b> - - - - - "	421,247	174,557	6,845	1,398

No. 11—*continued.*

QUANTITY and VALUE of IMPORTS and EXPORTS of PRINCIPAL ARTICLES in 1900-01,  
distinguishing COUNTRIES—*continued.*

ARTICLES AND COUNTRIES.	IMPORTS.		EXPORTS.	
	Quantity.	Value.	Quantity.	Value.
<b>II.—ARTICLES OF FOOD AND DRINK—<i>continued.</i></b>				
<b>LIQUORS—<i>continued.</i></b>				
<b>SPIRITS AND LIQUEURS—<i>continued.</i></b>				
<b>TOTAL SPIRITS AND LIQUEURS:</b>				
United Kingdom - - - Gals.	664,777	362,029	6,659	1,245
Aden - - - - - "	536	283	..	..
Ceylon - - - - - "	52,818	10,997	129	113
China, Hong Kong - - - "	1,520	905	273	207
Straits Settlements - - - "	60,237	7,714	205	127
Natal - - - - - "	..	..	274	134
British Guiana - - - - - "	..	..	113	131
Australia - - - - - "	838	688	..	..
Austria-Hungary - - - - - "	20,673	3,480	..	..
Belgium - - - - - "	16,811	9,277	..	..
France - - - - - "	188,763	119,493	..	..
Germany - - - - - "	201,929	38,203	..	..
Holland - - - - - "	33,608	7,106	..	..
Italy - - - - - "	401	373	..	..
Arabia - - - - - "	..	..	957	419
Mekran and Sommani - - - "	..	..	1,063	386
Persia - - - - - "	..	..	1,299	528
Egypt - - - - - "	1,377	547	..	..
Zanzibar, &c. - - - - - "	..	..	1,155	516
United States - - - - - "	8,409	14,211	..	..
West Indies - - - - - "	..	..	115	121
Other Countries - - - - - "	606	328	480	312
	1,253,303	575,634	12,722	4,237
<b>WINES:</b>				
<b>CHAMPAGNE:</b>				
United Kingdom - - - Gals.	17,566	34,175	119	210
Belgium - - - - - "	5,915	13,065	..	..
France - - - - - "	3,775	6,581	..	..
Germany - - - - - "	175	123	..	..
Holland - - - - - "	501	486	..	..
Other Countries - - - - - "	134	189	66	135
	28,066	54,619	185	345
<b>CLARET:</b>				
United Kingdom - - - Gals.	16,067	6,775	..	..
Ceylon - - - - - "	1,364	271	..	..
Straits Settlements - - - "	418	151	..	..
Australia - - - - - "	1,376	539	..	..
Austria-Hungary - - - - - "	347	109	..	..
France - - - - - "	26,412	8,240	..	..
Germany - - - - - "	440	187	..	..
Holland - - - - - "	288	161	..	..
Italy - - - - - "	4,190	897	..	..
Spain - - - - - "	1,014	203	..	..
Egypt - - - - - "	2,222	778	..	..
Other Countries - - - - - "	1,315	231	337	123
	55,453	18,542	337	123
<b>PORT:</b>				
United Kingdom - - - Gals.	79,787	46,477	..	..
Gibraltar - - - - - "	2,690	1,726	..	..
Ceylon - - - - - "	235	127	..	..
France - - - - - "	560	170	..	..
Germany - - - - - "	1,879	440	..	..
Portugal - - - - - "	1,435	665	..	..
Spain - - - - - "	1,012	402	..	..
Other Countries - - - - - "	378	107	244	198
	86,976	50,114	244	198
<b>OTHER SORTS - - - - - "</b>				
	154,132	65,684	1,500	647
<b>TOTAL WINES:</b>				
United Kingdom - - - Gals.	173,384	119,382	560	579
Gibraltar - - - - - "	4,134	2,561	..	..
Malta - - - - - "	811	379	..	..
Aden - - - - - "	426	133	..	..
Ceylon - - - - - "	7,245	1,623	..	..
China, Hong Kong - - - - - "	498	261	..	..
Straits Settlements - - - - - "	1,204	370	..	..
Australia - - - - - "	7,697	2,563	..	..
Austria-Hungary - - - - - "	2,717	968	..	..
Belgium - - - - - "	9,000	15,616	..	..

## No. 11—continued.

QUANTITY and VALUE of IMPORTS and EXPORTS of PRINCIPAL ARTICLES in 1900-01,  
distinguishing COUNTRIES—continued.

ARTICLES AND COUNTRIES.	IMPORTS.		EXPORTS.	
	Quantity.	Value.	Quantity.	Value.
<b>II.—ARTICLES OF FOOD AND DRINK—continued.</b>				
<b>TOTAL WINES—continued.</b>				
France . . . . . Gals.	74,393	32,092	...	...
Germany . . . . . "	5,780	2,198	...	...
Greece . . . . . "	592	126	...	...
Holland . . . . . "	2,793	1,923	...	...
Italy . . . . . "	12,878	3,832	...	...
Portugal . . . . . "	13,012	2,367	...	...
Spain . . . . . "	3,745	1,138	...	...
Persia . . . . . "	...	...	161	109
Egypt . . . . . "	2,883	1,006	...	...
Other Countries . . . . . "	1,435	421	1,524	625
..	324,627	188,959	2,266	1,313
<b>TOTAL LIQUORS:</b>				
United Kingdom . . . . . Gals.	3,857,101	756,548	7,282	1,836
Gibraltar . . . . . "	4,134	2,561	...	...
Malta . . . . . "	902	409	...	...
Aden . . . . . "	3,406	639	...	...
Ceylon . . . . . "	60,354	12,665	28,337	1,852
China, Hong Kong	2,887	1,351	425	256
Straits Settlements	61,747	8,138	456	215
Mauritius . . . . . "	...	...	803	206
Natal . . . . . "	...	...	364	153
British Guiana . . . . . "	...	...	113	131
Australia . . . . . "	8,570	3,268	...	...
Austria-Hungary . . . . . "	25,879	4,893	...	...
Belgium . . . . . "	35,913	26,729	...	...
France . . . . . "	263,643	151,673	...	...
Germany . . . . . "	392,914	74,364	...	...
Greece . . . . . "	764	207	...	...
Holland . . . . . "	37,524	9,230	...	...
Italy . . . . . "	13,279	4,204	...	...
Portugal . . . . . "	13,024	2,375	...	...
Spain . . . . . "	3,748	1,139	...	...
Arabia . . . . . "	...	...	3,750	888
Mekran and Sonmiani . . . . . "	...	...	1,168	437
Persia . . . . . "	...	...	1,746	681
Turkey in Asia . . . . . "	427	133	...	...
Egypt . . . . . "	6,808	1,716	...	...
Zanzibar, &c. . . . . "	...	...	1,313	579
United States . . . . . "	14,380	15,104	...	...
West Indies . . . . . "	...	...	115	121
Other Countries . . . . . "	1,970	593	1,507	502
..	4,809,374	1,077,939	47,379	7,857
<b>PROVISIONS:</b>				
United Kingdom . . . . . "	—	475,239	—	58,653
Aden . . . . . "	—	5,431	—	10,643
Ceylon . . . . . "	—	5,741	—	109,275
China, Hong Kong	—	9,672	—	70,323
Straits Settlements	—	249,472	—	73,280
Cape Colony . . . . . "	...	...	...	2,038
Mauritius . . . . . "	...	141	...	20,265
Natal . . . . . "	...	...	...	20,228
Canada . . . . . "	...	175	...	...
British Guiana . . . . . "	...	...	...	1,523
Australia . . . . . "	...	13,042	...	8,864
Austria-Hungary . . . . . "	...	762	...	366
Belgium . . . . . "	...	5,309	...	...
Denmark . . . . . "	...	...	...	...
France . . . . . "	...	16,337	...	385
Germany . . . . . "	...	11,349	...	852
Holland . . . . . "	...	7,383	...	...
Italy . . . . . "	...	24,520	...	5,687
Arabia . . . . . "	...	140,015	...	3,589
China, Treaty Ports	...	494	...	1,306
Japan . . . . . "	...	2,896	...	397
Java . . . . . "	...	...	...	154
Maldivo Islands . . . . . "	...	166	...	143
Mekran and Sonmiani . . . . . "	...	27,122	...	1,533
Persia . . . . . "	...	125,841	...	3,278
Siam . . . . . "	...	...	...	857
Turkey in Asia . . . . . "	...	189,018	...	3,232
Abyssinia . . . . . "	...	...	...	594
Egypt . . . . . "	...	1,175	...	8,059
German East & South West Africa	...	...	...	867
Madagascar . . . . . "	...	...	...	2,438
Portuguese East Africa	...	...	...	6,688
Zanzibar, &c. . . . . "	...	1,032	...	47,529
United States . . . . . "	...	3,721	...	3,608
West Indies . . . . . "	...	...	...	533
Other Countries . . . . . "	...	1,091	...	706
..	—	1,317,144	—	467,893



No. 11—*continued.*QUANTITY and VALUE of IMPORTS and EXPORTS of PRINCIPAL ARTICLES in 1900-01,  
distinguishing COUNTRIES—*continued.*

ARTICLES AND COUNTRIES.	IMPORTS.		EXPORTS.	
	Quantity.	Value	Quantity.	Value.
<b>II.—ARTICLES OF FOOD AND DRINK—<i>continued.</i></b>				
<b>SALT.</b>				
United Kingdom - - - - Tons	181,641	200,390	...	...
Aden - - - - "	46,789	47,413	...	...
Ceylon - - - - "	...	...	2,020	229
Straits Settlements - - - - "	...	...	13,621	2,821
Germany - - - - "	46,201	62,833	...	...
Arabia - - - - "	39,873	36,086	...	...
Persia - - - - "	9,597	9,077	...	...
Egypt - - - - "	23,630	21,443	...	...
Other Countries - - - - "	56	96	11	62
	347,787	377,338	15,652	3,112
<b>SPICES :</b>				
United Kingdom - - - - Lbs.	44,985	835	3,629,294	67,124
Aden - - - - "	19,277	155	1,944,389	29,629
Ceylon - - - - "	12,152,387	108,633	5,888,034	53,033
China, Hong Kong - - - - "	333,514	3,214	192,284	2,720
Straits Settlements - - - - "	78,602,887	388,483	3,160,816	28,240
Cape Colony - - - - "	...	...	12,676	171
Mauritius - - - - "	...	...	286,355	3,478
Natal - - - - "	...	...	251,307	4,661
Australia - - - - "	...	...	32,361	495
Austria-Hungary - - - - "	...	...	769,020	16,727
Belgium - - - - "	...	...	112,000	2,533
France - - - - "	...	...	465,744	9,758
Germany - - - - "	477,760	1,591	1,639,008	39,870
Holland - - - - "	...	...	78,680	1,840
Italy - - - - "	...	...	921,104	21,931
Russia - - - - "	...	...	26,038	659
Turkey in Europe - - - - "	...	...	4,807	134
Arabia - - - - "	...	...	1,057,608	17,488
China, Treaty Ports - - - - "	61,376	278	...	...
Japan - - - - "	726,849	8,274	20,818	327
Mekran and Sonmiani - - - - "	...	...	17,226	312
Persia - - - - "	...	...	783,511	17,255
Turkey in Asia - - - - "	...	...	516,066	11,438
Abyssinia - - - - "	...	...	172,360	2,160
Egypt - - - - "	...	...	516,493	12,457
German East & South West Africa - - - - "	...	...	234,534	3,480
Madagascar - - - - "	...	...	19,403	357
Portuguese East Africa - - - - "	...	...	64,296	875
Zanzibar, &c. - - - - "	5,370,325	74,563	398,386	5,576
United States - - - - "	...	...	842,940	16,507
Other Countries - - - - "	1,714	45	24,296	264
	97,791,074	586,071	24,131,854	371,499
<b>SUGAR (REFINED or CRYSTALLISED, including SUGAR CANDY).</b>				
United Kingdom - - - - Cwt.	119,272	90,047	...	...
Aden - - - - "	4,016	3,205	3,779	3,513
Ceylon - - - - "	8,270	6,519	14,589	10,918
China, Hong Kong - - - - "	487,439	383,574	...	...
Straits Settlements - - - - "	144,166	102,651	629	408
Mauritius - - - - "	2,085,156	1,543,275	...	...
Austria-Hungary - - - - "	1,321,310	1,032,493	...	...
Belgium - - - - "	1,467	1,303	...	...
France - - - - "	166	182	...	...
Germany - - - - "	401,980	304,826	...	...
Holland - - - - "	400	356	...	...
Italy - - - - "	7,389	5,887	...	...
Russia - - - - "	242	194	...	...
Arabia - - - - "	...	...	18,386	14,715
Java - - - - "	225,247	150,118	...	...
Maldiv Islands - - - - "	...	...	251	213
Mekran and Sonmiani - - - - "	...	...	1,470	1,270
Persia - - - - "	...	...	24,867	20,223
Turkey in Asia - - - - "	...	...	10,285	8,857
Abyssinia - - - - "	...	...	388	360
Egypt - - - - "	34,772	26,943	...	...
German East & South West Africa - - - - "	...	...	371	346
Portuguese East Africa - - - - "	...	...	10,408	8,295
Zanzibar, &c. - - - - "	318	244	5,128	4,513
Other Countries - - - - "	26	33	277	285
	4,841,636	3,651,850	90,828	73,916
<b>SUGAR (UNREFINED):</b>				
United Kingdom - - - - Cwt.	...	...	242,739	80,399
German East & South West Africa - - - - "	...	...	1,486	903
Portuguese East Africa - - - - "	...	...	681	518
Zanzibar, &c. - - - - "	...	...	1,614	1,016
Aden - - - - "	...	...	4,746	2,916
Arabia - - - - "	...	...	6,309	3,290

No. 11—*continued.*QUANTITY and VALUE of IMPORTS and EXPORTS of PRINCIPAL ARTICLES in 1900-01,  
distinguishing COUNTRIES—*continued.*

ARTICLES AND COUNTRIES.	IMPORTS.		EXPORTS.	
	Quantity.	Value.	Quantity.	Value.
<b>II.—ARTICLES OF FOOD AND DRINK—<i>continued.</i></b>				
<b>SUGAR (UNREFINED)—<i>continued.</i></b>				
Ceylon . . . . . Cwt.	...	...	16,748	5,241
Turkey in Asia . . . . . "	...	...	795	398
Straits Settlements . . . . . "	3,706	1,625	...	...
Other Countries . . . . . "	113	21	384	232
	3,819	1,646	275,502	94,913
<b>MOLASSES :</b>				
Mauritius . . . . . "	404,370	55,364	..	...
Straits Settlements . . . . . "	381	182	..	..
Other Countries . . . . . "	107	47	..	..
	404,858	55,593	..	...
<b>CONFECTIONERY :</b>				
United Kingdom . . . . . "	26,259	59,512	..	...
France . . . . . "	64	534	..	...
Germany . . . . . "	13	123	..	...
Italy . . . . . "	98	690	..	..
Other Countries . . . . . "	43	196	..	..
	26,477	61,055		
Total, Sugar . . . . . "	5,276,790	3,770,144	366,330	168,829
<b>TEA :</b>				
United Kingdom . . . . . Lbs.	22,304	949	166,171,576	5,768,526
Aden . . . . . "	...	...	228,572	5,458
Ceylon . . . . . "	1,496,700	37,495	168,842	6,529
China, Hong Kong . . . . . "	186,533	6,890	1,129,621	30,815
Straits Settlements . . . . . "	448,328	10,802	86,608	2,641
Cape Colony . . . . . "	...	...	59,288	1,578
Canada . . . . . "	...	...	1,724,922	50,507
Australia . . . . . "	...	...	10,438,984	233,116
Austria-Hungary . . . . . "	...	...	23,440	623
Denmark . . . . . "	...	...	6,270	163
France . . . . . "	...	...	27,794	995
Germany . . . . . "	...	...	838,253	19,649
Italy . . . . . "	...	...	25,100	1,365
Russia . . . . . "	1,583	105	819,688	18,025
Sweden . . . . . "	...	...	15,420	354
Turkey in Europe . . . . . "	...	...	617,737	14,744
Arabia . . . . . "	...	...	380,068	9,415
China, Treaty Ports . . . . . "	2,361,608	85,802	14,000	222
Java . . . . . "	431,483	27,060	...	...
Persia . . . . . "	...	...	4,037,221	150,958
Turkey in Asia . . . . . "	...	...	3,328,501	88,558
Abyssinia . . . . . "	...	...	43,408	1,387
Egypt . . . . . "	...	...	155,046	3,962
Portuguese East Africa . . . . . "	...	...	29,085	1,345
Zanzibar, &c. . . . . "	...	...	28,656	1,047
United States . . . . . "	...	...	1,765,529	41,949
Other Countries . . . . . "	1,094	39	29,840	884
	4,949,633	169,142	192,193,469	6,454,815
<b>OTHER SORTS . . . . . "</b>				
	—	22,125	—	6
<b>TOTAL ARTICLES OF FOOD AND DRINK . . . . . "</b>				
	—	8,048,361	—	17,808,726
<b>III. METALS AND MANUFACTURES OF :</b>				
<b>METALS :</b>				
<b>BRASS :</b>				
United Kingdom . . . . . Cwt.	6,992	30,344	9,370	26,335
Aden . . . . . "	64	165	51	224
Ceylon . . . . . "	175	620	1,112	4,081
Straits Settlements . . . . . "	191	572	327	1,346
Mauritius . . . . . "	419	716	169	662
Natal . . . . . "	...	...	182	727
British Guiana . . . . . "	...	...	40	174
Australia . . . . . "	...	...	18	101
Austria-Hungary . . . . . "	681	7,055	61	418
Belgium . . . . . "	715	2,856	...	...
France . . . . . "	42	162	29	268
Germany . . . . . "	609	4,671	340	927
Italy . . . . . "	1,709	6,513	747	1,603
Arabia . . . . . "	...	...	348	2,982
Persia . . . . . "	...	...	189	873
Turkey in Asia . . . . . "	...	...	22	93
Egypt . . . . . "	...	...	52	372
Portuguese East Africa . . . . . "	...	...	33	184
Zanzibar, &c. . . . . "	147	311	248	1,122
United States . . . . . "	...	...	155	1,473
West Indies . . . . . "	...	...	25	124
Other Countries . . . . . "	155	377	54	379
	11,899	54,362	13,572	44,468

## No. 11—continued.

QUANTITY and VALUE of IMPORTS and EXPORTS of PRINCIPAL ARTICLES in 1900-01,  
distinguishing COUNTRIES—continued.

ARTICLES AND COUNTRIES.	IMPORTS.		EXPORTS.	
	Quantity.	Value.	Quantity.	Value.
<b>III.—METALS, AND MANUFACTURES OF—continued.</b>				
<b>METALS—continued.</b>				
<b>COPPER</b>				
United Kingdom - - - Cwt	121,275	434,035	24,941	77,939
Aden - - - - - "	108	317	127	599
Ceylon - - - - - "	8,320	34,290	438	1,879
China, Hong Kong - - - "	515	1,374	24	112
Straits Settlements - - - "	89	309	552	2,254
Cape Colony - - - - - "	139	251	..	..
Mauritius - - - - - "	157	368	28	136
Natal - - - - - - - "	..	..	20	108
Australia - - - - - "	10,120	40,593	..	..
Austria-Hungary - - - "	2,214	26,520	80	256
Belgium - - - - - - - "	7,240	29,212	..	..
France - - - - - - - - "	1,054	12,866	..	..
Germany - - - - - - - - "	5,327	18,815	4,967	14,557
Italy - - - - - - - - - "	1,653	6,323	12,845	38,806
Arabia - - - - - - - - - "	343	1,014	268	1,164
China, Treaty Ports - - - "	41	345	..	..
Japan - - - - - - - - - "	533	2,103	..	..
Maldiv Islands - - - - - "	..	..	42	191
Persia - - - - - - - - - "	154	317	3,090	11,991
Turkey in Asia - - - - - "	46	109	852	3,452
Egypt - - - - - - - - - "	43	121	..	..
German East & South West Africa,,	..	..	33	130
Madagascar - - - - - - "	106	283	..	..
Portuguese East Africa - - - "	47	117	..	..
Zanzibar &c - - - - - - - "	414	1,647	175	821
Other Countries - - - - - "	33	93	48	235
	159,971	611,422	48,530	154,630
<b>GERMAN SILVER :</b>				
United Kingdom - - - Cwt.	1,572	9,565	..	..
Austria-Hungary - - - - "	15,031	98,647	..	..
Belgium - - - - - - - - "	459	3,113	..	..
France - - - - - - - - - "	31	511	..	..
Germany - - - - - - - - - "	4,951	32,333	..	..
Other Countries - - - - - "	6	4	..	..
	22,050	144,173	..	..
<b>IRON :</b>				
United Kingdom - - - Cwt.	2,171,694	1,471,544	24,332	3,060
Aden - - - - - - - - - "	893	178	9,428	5,238
Ceylon - - - - - - - - - "	7,444	1,519	13,133	6,101
China, Hong Kong - - - - "	9,500	1,900	12,350	2,462
Straits Settlements - - - - "	749	652	903	362
Cape Colony - - - - - - - "	6,511	1,302	..	..
Mauritius - - - - - - - - "	..	..	2,487	1,486
Canada - - - - - - - - - "	420	381	17,200	2,000
Australia - - - - - - - - "	..	..	7,045	1,535
Austria-Hungary - - - - - "	41,972	30,198	..	..
Belgium - - - - - - - - - "	1,036,105	487,479	..	..
Germany - - - - - - - - - "	49,682	36,187	..	..
Holland - - - - - - - - - "	419	184	170,732	19,698
Italy - - - - - - - - - - "	..	..	..	..
Norway - - - - - - - - - - "	11,556	8,152	..	..
Sweden - - - - - - - - - - "	7,126	4,453	..	..
Arabia - - - - - - - - - - "	..	..	9,268	5,395
China, Treaty Ports - - - - "	..	..	22,340	3,590
Mekran and Somiani - - - - - "	..	..	406	202
Persia - - - - - - - - - - "	335	115	21,558	11,845
Turkey in Asia - - - - - - - "	..	..	8,716	4,822
Abyssinia - - - - - - - - - "	..	..	2,457	1,237
German East & South West Africa,,	..	..	1,210	666
Madagascar - - - - - - - - "	..	..	1,320	842
Portuguese East Africa - - - - "	..	..	3,244	2,089
Zanzibar &c. - - - - - - - - "	589	273	7,768	3,544
United States - - - - - - - "	53,516	48,544	..	..
Other Countries - - - - - - - "	1,320	261	518	167
	3,399,831	2,093,322	336,475	76,341
<b>LEAD :</b>				
United Kingdom - - - Cwt.	101,220	120,491	662	247
Ceylon - - - - - - - - - "	3,745	3,508	402	694
Straits Settlements - - - - "	200	151	227	122
Mauritius - - - - - - - - "	257	145	..	..
Belgium - - - - - - - - - "	2,968	2,740	..	..
France - - - - - - - - - - "	11,590	11,540	..	..
Germany - - - - - - - - - - "	23	119	..	..

No. 11—*continued.*QUANTITY and VALUE of IMPORTS and EXPORTS of PRINCIPAL ARTICLES in 1900-01,  
distinguishing COUNTRIES—*continued.*

ARTICLES AND COUNTRIES.	IMPORTS.		EXPORTS.	
	Quantity.	Value.	Quantity.	Value.
<b>III.—METALS, AND MANUFACTURES OF—<i>continued.</i></b>				
<b>METALS—<i>continued.</i></b>				
<b>LEAD—<i>continued.</i></b>				
Italy - - - - - "	2,014	1,724	..	...
Arabia - - - - - "	...	...	876	751
Persia - - - - - "	...	...	270	218
Turkey in Asia - - - - - "	...	...	262	215
Egypt - - - - - "	100	106	...	...
Other Countries - - - - - "	147	217	97	94
	122,264	140,741	2,796	2,341
<b>MANGANESE ORE :</b>				
United Kingdom - - - - Cwt.	..	...	1,725,394	72,503
Belgium - - - - - "	...	...	266,000	7,093
France - - - - - "	...	...	117,000	3,120
Holland - - - - - "	..	..	330,000	20,973
Egypt - - - - - "	...	...	68,000	6,800
United States - - - - - "	..	...	107,000	2,854
	...	...	2,613,394	113,343
<b>QUICKSILVER :</b>				
United Kingdom - - - - Lbs.	129,161	16,548	...	...
China, Hong Kong - - - - "	...	...	1,875	250
Austria-Hungary - - - - "	137,728	17,533	..	...
Persia - - - - - "	...	...	3,225	331
Turkey in Asia - - - - - "	...	...	1,827	218
Other Countries - - - - - "	48	6	1,327	172
	266,937	34,087	8,254	971
<b>STEEL :</b>				
United Kingdom - - - - Cwt.	814,722	487,954	76	543
Aden - - - - - "	...	...	841	563
Ceylon - - - - - "	129	101	...	...
Straits Settlements - - - - "	...	...	319	219
Austria-Hungary - - - - "	930	431	...	...
Belgium - - - - - "	747,262	340,374	...	...
France - - - - - "	77	698	...	...
Germany - - - - - "	155,584	64,958	...	...
Sweden - - - - - "	5,075	4,733	..	...
Arabia - - - - - "	...	...	260	163
China, Treaty Ports - - - - "	515	180	...	...
Persia - - - - - "	..	...	530	400
Turkey in Asia - - - - - "	..	...	446	335
German East & South West Africa - - - - "	...	..	173	120
Zanzibar, &c. - - - - - "	...	..	375	222
United States - - - - - "	127,329	55,616	...	...
Other Countries - - - - - "	102	54	214	191
	1,851,725	955,099	3,234	2,756
<b>TIN :</b>				
United Kingdom - - - - Cwt.	1,516	10,377	...	...
Straits Settlements - - - - "	21,096	135,809	534	3,082
Mauritius - - - - - "	...	...	105	708
Austria-Hungary - - - - - "	29	274	...	...
Germany - - - - - "	44	397	...	...
Arabia - - - - - "	...	...	194	1,276
Persia - - - - - "	...	...	1,211	8,189
Turkey in Asia - - - - - "	...	...	1,072	6,991
Zanzibar, &c. - - - - - "	23	139	19	128
Other Countries - - - - - "	33	242	23	164
	22,741	147,238	3,158	20,538

## No. 11—continued.

QUANTITY and VALUE of IMPORTS and EXPORTS of PRINCIPAL ARTICLES in 1900-01,  
distinguishing COUNTRIES—continued.

ARTICLES AND COUNTRIES.	IMPORTS.		EXPORTS.	
	Quantity.	Value.	Quantity.	Value.
<b>III.—METALS, AND MANUFACTURES OF—continued.</b>				
<b>METALS—continued.</b>				
<b>ZINC OR SPELTER :</b>				
United Kingdom - - - Cwt.	53,696	55,860	.	...
Ceylon - - - - - "	363	403	.	...
Belgium - - - - - "	10,885	15,334	.	...
Germany - - - - - "	6,129	8,229	.	...
Norway - - - - - "	80	113	.	...
Persia - - - - - "	...	...	108	139
Zanzibar, &c. - - - "	241	227	...	...
Other Countries - - - "	178	172	153	184
	71,572	80,338	261	323
<b>OTHER METALS - - - - - Cwt.</b>	<b>4,870</b>	<b>26,875</b>	<b>4,280</b>	<b>12,085</b>
<b>TOTAL METALS :</b>				
United Kingdom - - - Cwt.	3,278,340	2,655,660	1,788,284	189,311
Aden - - - - - "	1,120	712	10,502	6,756
Ceylon - - - - - "	20,196	40,513	15,277	13,267
China, Hong Kong - - - "	10,031	3,358	12,410	2,909
Straits Settlements - - - "	22,345	137,864	2,896	7,491
Cape Colony - - - - - "	6,650	1,552	...	...
Mauritius - - - - - "	1,431	1,347	2,843	3,038
Natal - - - - - "	...	...	223	1,044
Canada - - - - - "	420	381	...	...
British Guiana - - - - - "	...	...	40	174
Australia - - - - - "	10,122	40,599	7,066	1,661
Austria-Hungary - - - - - "	62,318	186,767	17,341	2,674
Belgium - - - - - "	1,805,682	881,617	266,261	7,121
France - - - - - "	12,809	26,020	117,029	3,381
Germany - - - - - "	222,405	166,181	5,317	15,509
Holland - - - - - "	454	359	330,000	20,973
Italy - - - - - "	5,513	14,908	184,838	61,311
Norway - - - - - "	11,636	8,266	...	...
Sweden - - - - - "	12,226	9,223	...	...
Arabia - - - - - "	490	1,148	11,233	11,810
China, Treaty Ports - - - "	558	548	22,342	3,612
Japan - - - - - "	536	2,108	...	...
Maldive Islands - - - - - "	...	...	178	268
Mekran and Somiani - - - - - "	...	...	489	295
Persia - - - - - "	490	433	27,117	35,214
Siam - - - - - "	...	...	31	133
Turkey in Asia - - - - - "	85	124	11,388	16,144
Abyssinia - - - - - "	...	...	2,475	1,309
Egypt - - - - - "	143	227	68,085	7,232
German East & South West Africa - - - - - "	93	133	1,418	930
Madagascar - - - - - "	229	304	1,398	954
Portuguese East Africa - - - - - "	149	240	3,315	2,433
Zanzibar, &c. - - - - - "	1,455	2,632	8,659	6,016
United States - - - - - "	180,860	104,233	107,155	4,326
West Indies - - - - - "	...	...	25	124
Other Countries - - - - - "	520	200	138	376
	5,669,306	4,287,657	3,025,773	427,796
<b>HARDWARE AND CUTLERY (including plated ware):</b>				
United Kingdom - - - - - "	...	854,080	...	20,227
Aden - - - - - "	...	...	...	3,323
Ceylon - - - - - "	...	4,621	...	6,571
China, Hong Kong - - - - - "	...	699	...	211
Straits Settlements - - - - - "	...	2,117	...	7,024

No. 11—*continued.*QUANTITY and VALUE of IMPORTS and EXPORTS of PRINCIPAL ARTICLES in 1900-01,  
distinguishing COUNTRIES—*continued.*

ARTICLES AND COUNTRIES.	IMPORTS.		EXPORTS.	
	Quantity.	Value.	Quantity.	Value.
<b>III.—METALS, AND MANUFACTURES OF—<i>continued.</i></b>				
<b>HARDWARE AND CUTLERY (including plated ware)—<i>continued.</i></b>				
Cape Colony . . . . .	—	—	—	168
Mauritius . . . . .	—	—	—	884
Natal . . . . .	—	—	—	469
Australia . . . . .	—	204	—	290
Austria-Hungary . . . . .	—	110,092	—	—
Belgium . . . . .	—	56,561	—	—
France . . . . .	—	6,820	—	—
Germany . . . . .	—	155,139	—	1,869
Greece . . . . .	—	—	—	207
Holland . . . . .	—	158	—	—
Italy . . . . .	—	1,944	—	—
Sweden . . . . .	—	353	—	—
Turkey in Europe . . . . .	—	1,532	—	—
Arabia . . . . .	—	—	—	3,137
China, Treaty Ports . . . . .	—	572	—	—
Japan . . . . .	—	5,624	—	—
Mekran and Sonmiani . . . . .	—	—	—	343
Persia . . . . .	—	158	—	13,973
Siam . . . . .	—	—	—	1,226
Turkey in Asia . . . . .	—	—	—	7,558
Abyssinia . . . . .	—	—	—	119
Egypt . . . . .	—	392	—	—
German East & South West Africa . . . . .	—	—	—	1,028
Madagascar . . . . .	—	—	—	1,055
Portuguese East Africa . . . . .	—	—	—	5,027
Zanzibar, &c. . . . .	—	231	—	5,799
United States . . . . .	—	25,885	—	984
West Indies . . . . .	—	177	—	—
Other Countries . . . . .	—	290	—	724
—	—	1,227,649	—	82,216
<b>MACHINERY AND MILLWORK:</b>				
United Kingdom . . . . .	—	1,444,291	—	8,327
Aden . . . . .	—	—	—	262
Ceylon . . . . .	—	11,495	—	1,859
Straits Settlements . . . . .	—	1,093	—	181
Natal . . . . .	—	—	—	123
Austria-Hungary . . . . .	—	1,681	—	—
Belgium . . . . .	—	10,744	—	—
France . . . . .	—	652	—	—
Germany . . . . .	—	10,333	—	—
Holland . . . . .	—	124	—	—
Turkey in Europe . . . . .	—	132	—	—
Arabia . . . . .	—	—	—	151
Japan . . . . .	—	282	—	—
Persia . . . . .	—	—	—	153
Siam . . . . .	—	—	—	464
Zanzibar, &c. . . . .	—	—	—	102
United States . . . . .	—	24,160	—	—
Other Countries . . . . .	—	52	—	295
—	—	1,505,039	—	11,917
<b>RAILWAY PLANT AND ROLLING STOCK (other than Government Stores):</b>				
United Kingdom . . . . .	—	838,684	—	8,502
Ceylon . . . . .	—	1,730	—	454
Australia . . . . .	—	10,170	—	—
Belgium . . . . .	—	11,123	—	—
Straits Settlements . . . . .	—	—	—	2,335
United States . . . . .	—	32,373	—	—
—	—	894,080	—	11,291
<b>TOTAL METALS, AND MANUFACTURES OF . . . . .</b>	—	<b>7,914,425</b>	—	<b>533,220</b>

## No. 11—continued.

QUANTITY and VALUE of IMPORTS and EXPORTS of PRINCIPAL ARTICLES in 1900-01,  
distinguishing COUNTRIES—continued.

ARTICLES AND COUNTRIES	IMPORTS		EXPORTS	
	Quantity.	Value.	Quantity.	Value.
<b>IV.—CHEMICALS, DRUGS, MEDICINES AND NARCOTICS, AND DYEING AND TANNING MATERIALS</b>				
<b>CHEMICALS.</b>				
United Kingdom	—	312,316	—	61,664
Aden	—	433	—	2,124
Ceylon	—	229	—	6,745
China, Hong Kong	—	631	—	80,774
Straits Settlements	—	223	—	7,689
Cape Colony	—	..	—	123
Mauritius	—	..	—	17,512
Australia	..	..	—	266
Austria-Hungary	—	2,937	—	..
Belgium	—	13,077	—	..
France	—	891	—	11,267
Germany	—	23,984	—	..
Holland	—	485	—	..
Italy	—	10,645	..	..
Arabia	—	147	..	911
China, Treaty Ports	—	..	—	432
Japan	—	133	—	838
Persia	—	104	—	1,789
Turkey in Asia	—	106	—	1,420
Abyssinia	..	..	—	151
Zanzibar, &c	..	..	—	675
United States	—	1,378	—	46,445
Other Countries	—	80	—	259
	—	367,799	—	241,084
<b>DRUGS, MEDICINES, AND NARCOTICS:</b>				
<b>CINCHONA BARK:</b>				
United Kingdom	Lbs	..	2,753,858	50,553
<b>QUININE</b>				
United Kingdom	Lbs.	51,733	51,389	..
Straits Settlements	"	299	268	..
Belgium	"	8,440	2,922	..
France	"	490	576	..
Germany	"	1,153	746	..
Italy	"	312	337	..
Persia	"	..	..	109
United States	"	1,384	1,154	..
Other Countries	"	1	4	44
	"	63,812	57,396	153
<b>OPIUM:</b>				
United Kingdom	Cwt.	2	191	889
Ceylon	"	..	..	266
China, Hong Kong	"	..	..	44,833
Straits Settlements	"	..	..	24,610
Mauritius	"	..	..	55
Natal	"	..	..	6
France	"	..	..	15
China, Treaty Ports	"	..	..	22,799
Cochin-China	"	..	..	2,522
Java	"	..	..	865
Portuguese East Africa	"	..	..	10
Zanzibar, &c.	"	..	..	9
Other Countries	"	..	6	2
	"	2	197	96,881
				6,303,624

## No. 11—continued.

QUANTITY and VALUE of IMPORTS and EXPORTS of PRINCIPAL ARTICLES in 1900-01,  
distinguishing COUNTRIES—continued.

ARTICLES AND COUNTRIES	IMPORTS.		EXPORTS.	
	Quantity	Value.	Quantity.	Value.
<b>IV.—CHEMICALS, DRUGS, MEDICINES AND NARCOTICS, AND DYEING AND TANNING MATERIALS—continued.</b>				
<b>TOBACCO:</b>				
<b>UNMANUFACTURED:</b>				
United Kingdom - - - Lbs.	67,853	3,566		
Aden - - - - - "	...	...	3,119,755	25,732
Ceylon - - - - - "	238,889	1,952	197,484	2,145
Straits Settlements - - - "	93,391	3,201	1,556,926	11,112
Mauritius - - - - - "	...	...	102,961	1,586
Natal - - - - - "	...	...	5,168	126
Belgium - - - - - "	42,402	6,700	...	...
Germany - - - - - "	1,903	395	...	...
Greece - - - - - "	3,728	132	...	...
Holland - - - - - "	19,728	3,193	380,000	1,307
Turkey in Europe - - - - "	2,834	117	...	...
Maldive Islands - - - - - "	...	...	15,953	304
Mekran and Somiani - - - "	...	...	41,107	283
Abyssinia - - - - - "	...	...	55,995	455
Egypt - - - - - "	2,253	262	...	...
United States - - - - - "	28,485	773	...	...
Other Countries - - - - - "	12,373	240	17,969	157
	513,839	20,533	5,493,318	43,207
<b>MANUFACTURED:</b>				
<b>CIGARETTES:</b>				
United Kingdom - - - Lbs.	610,980	49,231		
Aden - - - - - "	3,432	781		
Ceylon - - - - - "	4,093	259		
China, Hong Kong - - - "	11,767	837		
Straits Settlements - - - "	18,747	2,177		
Austria-Hungary - - - - "	251	115	...	...
Egypt - - - - - "	56,187	23,068	...	...
United States - - - - - "	362,760	30,833	...	...
China, Treaty Ports - - - "	43,623	3,207	...	...
Japan - - - - - "	52,330	2,822	...	...
Other Countries - - - - - "	1,229	268	...	...
	1,165,399	113,598		
<b>OTHER SORTS:</b>				
United Kingdom - - - Lbs.	1,350,001	83,250	224,707	24,040
Gibraltar - - - - - "	...	...	16,070	1,221
Malta - - - - - "	...	...	24,149	1,529
Aden - - - - - "	3,080	237	26,123	1,362
Ceylon - - - - - "	1,253	159	59,391	2,485
China, Hong Kong - - - "	10,939	1,416	46,497	960
Straits Settlements - - - "	291,749	8,291	455,663	17,917
Cape Colony - - - - - "	...	...	1,414	1,246
Mauritius - - - - - "	...	...	23,951	1,315
Natal - - - - - "	...	...	17,227	1,786
Australia - - - - - "	...	...	15,064	2,041
Austria-Hungary - - - - "	...	...	3,108	148
Belgium - - - - - "	20,995	3,956	1,578	122
France - - - - - "	1,481	125	9,400	940
Germany - - - - - "	20,428	2,571	7,126	633
Holland - - - - - "	4,174	542	...	...
Arabia - - - - - "	...	...	18,986	411
China, Treaty Ports - - - "	...	...	2,330	204
Maldive Islands - - - - - "	...	...	72,048	474
Persia - - - - - "	920	110	5,827	423
Siam - - - - - "	11,709	2,256	13,340	632
Egypt - - - - - "	...	...	5,478	615
Portuguese East Africa - - "	...	...	3,185	205
Zanzibar, &c. - - - - - "	...	...	21,362	1,262
United States - - - - - "	346,171	16,164	...	...
Other Countries - - - - - "	5,871	443	4,470	290
	2,068,771	119,520	1,088,494	62,261
<b>OTHER DRUGS, MEDICINES, AND NARCOTICS</b>				
		353,911	—	103,525



No. 11—*continued.*QUANTITY and VALUE of IMPORTS and EXPORTS of PRINCIPAL ARTICLES in 1900-01,  
distinguishing COUNTRIES—*continued*

ARTICLES AND COUNTRIES.	IMPORTS.		EXPORTS.	
	Quantity.	Value.	Quantity.	Value.
IV.—CHEMICALS, DRUGS, MEDICINES AND NARCOTICS, AND DYEING AND TANNING MATERIALS— <i>continued.</i>				
DYEING AND TANNING MATERIALS:				
MINERAL DYES.				
ALIZARINE DYES:				
United Kingdom - - - - - Lbs.	138,878	4,478	...	...
Ceylon - - - - - "	...	...	6,737	188
Straits Settlements - - - - - "	6,830	170	...	...
Belgium - - - - - "	1,893,986	54,922	3,659	360
Germany - - - - - "	150,076	4,094	...	...
Holland - - - - - "	2,399,740	59,984	...	...
Other Countries - - - - - "	3,475	65	1,242	33
"	4,592,985	123,713	11,638	587
ANILINE DYES:				
United Kingdom - - - - - Lbs.	103,828	8,848	...	...
Ceylon - - - - - "	...	...	1,331	156
Mauritius - - - - - "	...	...	1,475	181
Austria-Hungary - - - - - "	58,222	5,168	...	...
Belgium - - - - - "	1,345,643	94,150	...	...
France - - - - - "	25,995	1,194	...	...
Germany - - - - - "	349,385	20,131	...	...
Holland - - - - - "	653,253	46,271	...	...
Italy - - - - - "	650,184	41,163	...	...
Arabia - - - - - "	...	...	4,078	403
Persia - - - - - "	...	...	8,382	678
Turkey in Asia - - - - - "	...	...	6,814	453
Zanzibar, &c - - - - - "	...	...	3,125	238
Other Countries - - - - - "	1,112	85	3,135	207
"	3,187,622	217,010	28,340	2,316
CUTCH:				
United Kingdom - - - - - Cwt.	206	174	70,198	85,234
Ceylon - - - - - "	...	...	1,213	1,654
Straits Settlements - - - - - "	130	115	1,799	2,147
Belgium - - - - - "	...	...	300	400
Denmark - - - - - "	...	...	230	383
France - - - - - "	...	...	4,939	6,094
Germany - - - - - "	...	...	4,322	5,414
Holland - - - - - "	...	...	3,809	5,229
Italy - - - - - "	...	...	700	900
Egypt - - - - - "	...	...	11,000	14,053
United States - - - - - "	...	...	3,329	4,289
Other Countries - - - - - "	2	3	156	294
"	338	292	101,995	126,091
INDIGO:				
United Kingdom - - - - - Cwt.	9	110	20,038	269,876
Malta - - - - - "	...	...	22	241
China, Hong Kong - - - - - "	...	...	774	10,328
Straits Settlements - - - - - "	...	...	655	9,796
Mauritius - - - - - "	...	...	16	235
Austria-Hungary - - - - - "	...	...	7,490	110,130
Belgium - - - - - "	...	...	1,126	17,811
France - - - - - "	...	...	7,752	116,134
Germany - - - - - "	...	...	5,597	84,104
Holland - - - - - "	...	...	2,518	36,829
Italy - - - - - "	...	...	2,134	45,227
Russia - - - - - "	...	...	4,093	33,201
Sweden - - - - - "	...	...	117	1,760
Turkey in Europe - - - - - "	...	...	114	1,613
Arabia - - - - - "	...	...	218	1,754
Japan - - - - - "	...	...	7,386	113,753
Persia - - - - - "	...	...	6,959	75,136
Turkey in Asia - - - - - "	...	...	2,842	45,023
Egypt - - - - - "	...	...	14,572	220,396
North Africa - - - - - "	...	...	103	1,750
United States - - - - - "	...	...	17,957	228,825
Other Countries - - - - - "	...	16	8	65
"	9	126	102,491	1,423,987

## No. 11—continued.

QUANTITY and VALUE of IMPORTS and EXPORTS of PRINCIPAL ARTICLES in 1900-01,  
distinguishing COUNTRIES—continued.

ARTICLES AND COUNTRIES.	IMPORTS.		EXPORTS.	
	Quantity.	Value.	Quantity.	Value.
<b>IV.—CHEMICALS, DRUGS, MEDICINES AND NARCOTICS, AND DYEING AND TANNING MATERIALS—continued.</b>				
<b>DYEING AND TANNING MATERIALS—cont.</b>				
<b>MYRABOLAMS :</b>				
United Kingdom - - - Cwt.	...	...	459,717	103,979
Ceylon - - - - - "	1,246	262	...	1,277
China, Hong Kong - - - "	...	...	3,758	7,858
Australia - - - - - "	...	...	27,041	14,080
Austria-Hungary - - - "	...	...	57,497	19,972
Belgium - - - - - "	...	...	92,405	13,523
France - - - - - "	...	...	62,862	43,892
Germany - - - - - "	...	...	213,785	2,075
Italy - - - - - "	...	...	8,853	4,046
Russia - - - - - "	...	...	17,734	390
Japan - - - - - "	...	...	1,569	120
Other Countries - - - "	177	86	427	
	1,423	348	945,648	211,212
<b>SAFFRON .</b>				
United Kingdom - - - Lbs.	246	390	...	170
Aden - - - - - "	433	380	148	1,003
China, Hong Kong - - - "	...	...	1,216	846
France - - - - - "	35,740	38,466	488	1,004
Arabia - - - - - "	...	...	951	115
Japan - - - - - "	...	...	96	518
Persia - - - - - "	...	...	469	
Egypt - - - - - "	1,454	917	...	366
Other Countries - - - "	801	141	236	
	38,674	40,294	3,604	4,022
<b>TURMERIC :</b>				
United Kingdom - - - Cwt.	...	...	15,229	13,881
Aden - - - - - "	...	...	4,889	4,370
Ceylon - - - - - "	...	...	6,099	5,632
China, Hong Kong - - - "	10,150	6,795	...	1,905
Straits Settlements - - - "	...	...	2,131	1,895
Mauritius - - - - - "	...	...	1,900	1,284
Natal - - - - - "	...	...	1,249	344
British Guiana - - - "	...	...	304	313
Australia - - - - - "	...	...	313	107
Austria-Hungary - - - "	...	...	100	2,153
France - - - - - "	...	...	2,741	1,944
Germany - - - - - "	...	...	3,087	107
Russia - - - - - "	...	...	99	2,445
Arabia - - - - - "	...	...	2,619	...
China, Treaty Ports - - - "	782	599	151	4,870
Mekran and Somniani - - - "	...	...	5,671	2,223
Persia - - - - - "	...	...	2,508	845
Turkey in Asia - - - "	...	...	821	359
Egypt - - - - - "	...	...	420	114
German East & South West Africa - - - "	...	...	114	1,024
Portuguese East Africa - - - "	...	...	1,162	4,409
Zanzibar, &c. - - - "	...	...	4,666	451
United States - - - - - "	...	...	477	
Other Countries - - - "	288	167		
	11,220	7,561	56,750	50,824
<b>OTHER SORTS - - - - - "</b>				
	—	61,451	—	14,127
<b>TOTAL CHEMICALS, DRUGS, MEDICINES AND NARCOTICS, AND DYEING AND TANNING MATERIALS</b>				
	—	1,483,749	—	8,637,588
<b>V. OILS:</b>				
<b>MINERAL:</b>				
<b>KEROSENE :</b>				
United Kingdom - - - Gals.	5,114	323	...	5,251
Ceylon - - - - - "	...	...	182,614	8,587
Straits Settlements - - - "	142,951	6,705	257,612	...
Russia - - - - - { Gals. In bulk	40,617,912	1,025,904	...	...
Arabia - - - - - { " " cases	26,732,744	844,205	...	...
Maldives Islands - - - "	...	...	250,036	134
Mekran and Somniani - - - "	...	...	3,910	231
Persia - - - - - "	...	...	6,817	6,575
Turkey in Asia - - - - - "	...	...	187,101	10,852
German East Africa - - - "	...	...	302,056	293
Madagascar - - - - - "	...	...	8,800	3,534
	...	...	105,968	

## No. 11—continued

QUANTITY and VALUE of IMPORTS and EXPORTS of PRINCIPAL ARTICLES in 1900-01,  
distinguishing COUNTRIES—continued

ARTICLES AND COUNTRIES.	IMPORTS.		EXPORTS.	
	Quantity	Value	Quantity	Value
<b>V. OILS—continued.</b>				
<b>MINERAL—continued.</b>				
<b>KEROSENE—continued.</b>				
Portuguese East Africa - - - - Gals	...	...	137,020	4,744
Zanzibar, &c. - - - - "	...	...	113,248	3,643
United States - - - - "	5,102,459	191,782		
Other Countries - - - - "	718	39	24,720	824
	72,601,898	2,068,958	1,579,902	52,921
<b>PARAFFIN WAX</b>				
United Kingdom - - - - Cwt.	272	660	37,642	52,540
Cape Colony - - - - "	...	...	100	140
France - - - - "	...	...	100	143
Egypt - - - - "	...	...	81	113
Other Countries - - - - "	11	14	20	33
	283	674	37,943	52,969
<b>OTHER SORTS</b>				
United Kingdom - - - - Gals.	1,933,729	88,628	...	...
Mauritius - - - - "	...	...	13,489	991
Aden - - - - "	...	...	1,503	180
Ceylon - - - - "	1,897	147	57,666	3,946
China, Hong Kong	...	...	3,149	170
Straits Settlements	...	...	17,369	1,049
Austria-Hungary	864,151	6,056	...	...
Belgium - - - - "	1,519	125	...	...
Germany - - - - "	5,024	427	...	...
United States - - - - "	226,821	9,391	...	...
Borneo - - - - "	4,695,798	128,262	...	...
Zanzibar, &c. - - - - "	455,450	2,460	...	...
Other Countries - - - - "	2,295	107	793	130
	8,186,684	235,603	99,044	6,612
<b>VEGETABLE :</b>				
<b>CASTOR .</b>				
United Kingdom - - - - Gals.	...	...	330,598	29,395
Aden - - - - "	...	...	2,284	247
Ceylon - - - - "	...	...	59,618	4,836
China, Hong Kong	...	...	32,048	3,195
Straits Settlements	...	...	187,359	16,392
Cape Colony - - - - "	...	...	124,192	11,117
Mauritius - - - - "	...	...	85,012	8,660
Natal - - - - "	...	...	126,804	11,768
British Guiana - - - - "	...	...	3,139	302
Australia - - - - "	...	...	532,962	52,254
Cochin China - - - - "	...	...	1,190	149
Egypt - - - - "	...	...	1,465	135
Portuguese East Africa	...	...	2,007	195
Zanzibar, &c. - - - - "	...	...	35,310	3,890
West Indies - - - - "	...	...	1,251	132
Other Countries - - - - "	816	99	383	34
	816	99	1,535,622	142,701
<b>COCOANUT :</b>				
United Kingdom - - - - Gals.	...	...	587,299	46,660
Aden - - - - "	...	...	9,468	966
Ceylon - - - - "	1,087,117	104,383	...	...
Straits Settlements	6,403	539	...	...
Cape Colony - - - - "	...	...	3,875	368
Mauritius - - - - "	132,395	11,421	...	...
Natal - - - - "	...	...	29,690	3,443
Australia - - - - "	...	...	1,457	104
Austria-Hungary	...	...	23,875	2,159
Belgium - - - - "	...	...	80,771	7,414
France - - - - "	...	...	1,407	127
Germany - - - - "	...	...	250,232	20,832
Holland - - - - "	...	...	12,629	1,170
Arabia - - - - "	...	...	3,637	379
Madagascar - - - - "	...	...	3,749	386
Portuguese East Africa	...	...	1,400	140
Zanzibar, &c. - - - - "	...	...	2,685	268
United States - - - - "	...	...	405,987	32,603
Other Countries - - - - "	266	28	2,887	264
	1,226,201	116,371	1,421,048	117,283
<b>OTHER OILS - - - - Gals.</b>				
	774,857	82,975	747,971	118,523
<b>TOTAL OILS - - - - { Cwt.</b>				
	82,790,456 283	2,504,680	5,383,587 37,943	491,009

## No. 11—continued.

QUANTITY and VALUE of IMPORTS and EXPORTS of PRINCIPAL ARTICLES in 1900-01,  
distinguishing COUNTRIES—continued.

ARTICLES AND COUNTRIES.	IMPORTS.		EXPORTS.	
	Quantity.	Value.	Quantity.	Value.
<b>VI.—RAW MATERIALS AND UNMANUFACTURED ARTICLES:</b>				
<b>BRISTLES AND FIBRE FOR BRUSHES AND BROOMS:</b>				
United Kingdom - - - - - Cwt.	167	665	11,210	58,025
Ceylon - - - - - "	...	...	12,866	8,056
Belgium - - - - - "	...	...	7,059	6,017
Denmark - - - - - "	...	...	288	243
France - - - - - "	...	...	2,131	1,811
Germany - - - - - "	139	281	14,598	24,189
Holland - - - - - "	...	...	1,203	1,020
Japan - - - - - "	...	...	307	205
Other Countries - - - - - "	14	23	20	12
	320	969	49,682	99,578
<b>CAOUTCHOUC:</b>				
United Kingdom - - - - - Cwt.	...	...	3,748	49,342
Straits Settlements - - - - - "	...	...	1,457	20,316
Egypt - - - - - "	...	...	24	400
United States - - - - - "	...	...	2,478	33,119
Other Countries - - - - - "	...	...	36	128
	...	...	7,743	103,305
<b>COAL (including coke and patent fuel):</b>				
United Kingdom - - - - - Tons	83,236	153,282	2,602	1,681
Aden - - - - - "	435	638	53,306	38,107
Ceylon - - - - - "	150	198	369,186	268,424
China, Hong Kong - - - - - "	...	...	400	213
Straits Settlements - - - - - "	702	749	65,715	49,472
Mauritius - - - - - "	...	...	5,759	4,273
Natal - - - - - "	...	...	598	519
Australia - - - - - "	14,638	17,137	2,000	1,333
Germany - - - - - "	111	279	...	...
Arabia - - - - - "	70	131	...	...
Japan - - - - - "	27,967	32,076	...	...
Java - - - - - "	...	...	7,043	4,695
Sumatra - - - - - "	...	...	10,863	7,242
Egypt - - - - - "	...	...	3,405	4,326
Madagascar - - - - - "	...	...	...	...
Réunion - - - - - "	...	...	...	...
Zanzibar, &c. - - - - - "	...	...	713	719
United States - - - - - "	...	...	...	...
Other Countries - - - - - "	9	3	19,863	14,921
	127,318	204,493	541,453	395,925
<b>COTTON, RAW:</b>				
United Kingdom - - - - - Cwt.	123,256	252,504	381,448	708,017
Aden - - - - - "	196	389	101	143
Ceylon - - - - - "	607	1,186	10,688	21,969
China, Hong Kong - - - - - "	...	...	100,471	194,525
Straits Settlements - - - - - "	...	...	3,969	7,932
Natal - - - - - "	...	...	216	281
Australia - - - - - "	...	...	5,168	9,039
Austria-Hungary - - - - - "	...	...	380,677	744,550
Belgium - - - - - "	...	...	599,977	1,107,149
France - - - - - "	...	...	279,166	543,845
Germany - - - - - "	9,546	22,031	655,685	1,186,319
Italy - - - - - "	1,256	2,596	420,655	799,176
Russia - - - - - "	...	...	26,517	52,560
Spain - - - - - "	...	...	56,930	112,456
Sweden - - - - - "	...	...	10,700	22,043
Arabia - - - - - "	567	1,003	517	246
China, Treaty Ports - - - - - "	3,657	7,020	8,744	17,606
Cochin China - - - - - "	...	...	921	2,060
Japan - - - - - "	12,204	25,619	633,557	1,223,251
Mekran and Sonmiani - - - - - "	8,551	4,938	...	...
Persia - - - - - "	25,576	46,099	162	113
Turkey in Asia - - - - - "	510	1,248	...	...
Egypt - - - - - "	36,900	97,117	...	...
Zanzibar, &c. - - - - - "	...	...	139	111
United States - - - - - "	2,311	5,375	178	409
Other Countries - - - - - "	77	125	252	197
	225,214	467,250	3,576,838	6,753,097
<b>FODDER, BRAN, AND CATTLE FOOD (including Hay and Straw):</b>				
United Kingdom - - - - - Cwt.	...	...	1,533,975	163,318
Aden - - - - - "	...	...	5,818	1,215
Ceylon - - - - - "	...	...	431,784	102,953
Straits Settlements - - - - - "	780	175	1,165,336	139,139
Cape Colony - - - - - "	...	...	420	161
Mauritius - - - - - "	...	...	35,024	7,503
Natal - - - - - "	...	...	436	123

## No. 11—continued.

QUANTITY and VALUE of IMPORTS and EXPORTS of PRINCIPAL ARTICLES in 1900-01,  
distinguishing COUNTRIES—continued.

ARTICLES AND COUNTRIES	IMPORTS.		EXPORTS	
	Quantity.	Value.	Quantity.	Value.
<b>VI—RAW MATERIALS AND UNMANUFACTURED ARTICLES—continued</b>				
<b>FODDER, BRAN AND CATTLE FOOD (including Hay and Straw)—continued</b>				
Australia - - - - - Cwt.	42,460	19,770	...	...
Belgium - - - - - "	...	...	4,139	940
Germany - - - - - "	...	...	100,618	20,943
Java - - - - - "	...	...	76,458	19,870
Philippine Islands - - - - - "	...	...	1,115	341
Siam - - - - - "	...	...	4,842	612
Turkey in Asia - - - - - "	570	102	...	...
Egypt - - - - - "	...	...	131,640	10,114
Zanzibar, &c - - - - - "	784	147	...	...
Other Countries - - - - - "	630	100	1,931	357
	45,224	11,294	3,493,536	467,589
<b>GUMS AND RESINS:</b>				
United Kingdom - - - - - Cwt.	36,087	11,334	29,405	42,274
Aden - - - - - "	12,779	12,779	341	572
Ceylon - - - - - "	70	128	391	311
China, Hong Kong - - - - - "	...	...	3,669	3,099
Straits Settlements - - - - - "	15,233	30,345	360	477
Mauritius - - - - - "	...	...	102	137
Natal - - - - - "	...	...	133	411
Austria-Hungary - - - - - "	...	...	3,143	3,711
Belgium - - - - - "	...	...	12,044	12,479
France - - - - - "	...	...	5,558	5,643
Germany - - - - - "	12,435	3,915	17,039	18,987
Italy - - - - - "	...	...	304	225
Russia - - - - - "	...	...	200	133
Arabia - - - - - "	15,631	12,443	504	659
Japan - - - - - "	...	...	606	877
Persia - - - - - "	13,312	8,356	587	576
Turkey in Asia - - - - - "	...	...	585	467
German East & South West Africa - - - - - "	...	...	78	226
Portuguese East Africa - - - - - "	...	...	261	123
Zanzibar, &c. - - - - - "	87	273	240	313
United States - - - - - "	3,377	1,065	114	119
Other Countries - - - - - "	569	734	198	260
	109,580	81,372	75,862	92,079
<b>HEMP, RAW</b>				
United Kingdom - - - - - Cwt.	63	124	177,571	114,635
China, Hong Kong - - - - - "	9,733	18,255	...	...
Straits Settlements - - - - - "	594	1,000	...	...
Australia - - - - - "	...	...	410	437
Austria-Hungary - - - - - "	120	292	...	...
Belgium - - - - - "	...	...	131,206	82,414
France - - - - - "	...	...	5,822	3,939
Germany - - - - - "	...	...	25,641	17,461
Italy - - - - - "	499	1,031	2,879	1,483
Spain - - - - - "	...	...	357	253
Arabia - - - - - "	...	...	1,862	1,673
Japan - - - - - "	...	...	851	871
Persia - - - - - "	...	...	748	653
Philippine Islands - - - - - "	3,593	8,513	...	...
United States - - - - - "	...	...	1,229	880
Other Countries - - - - - "	2	3	165	127
	14,604	29,218	348,741	224,826
<b>HIDES AND SKINS:</b>				
<b>HIDES.</b>				
United Kingdom - - - - - Cwt.	...	...	254,297	560,171
Aden - - - - - "	...	...	279	350
Ceylon - - - - - "	429	690	...	...
Straits Settlements - - - - - "	253	354	6,295	12,769
Austria-Hungary - - - - - "	...	...	108,174	314,387
Belgium - - - - - "	...	...	10,478	24,259
France - - - - - "	...	...	59,103	201,884
Germany - - - - - "	19	110	423,133	1,253,625
Greece - - - - - "	...	...	268	587
Holland - - - - - "	...	...	8,595	22,762
Italy - - - - - "	...	...	132,505	421,559
Spain - - - - - "	...	...	5,276	15,848
Turkey in Europe - - - - - "	...	...	1,850	3,911
Arabia - - - - - "	...	...	80	130
Mekran and Somiani - - - - - "	196	425	...	...
Persia - - - - - "	...	...	1,334	2,477
Turkey in Asia - - - - - "	...	...	1,724	3,952
Egypt - - - - - "	...	...	11,631	29,643
United States - - - - - "	...	...	257,580	642,408
Other Countries - - - - - "	80	139	28	91
	977	1,718	1,282,630	3,510,813

## No. 11—continued.

 QUANTITY AND VALUE OF IMPORTS AND EXPORTS OF PRINCIPAL ARTICLES IN 1900-01,  
 \*distinguishing COUNTRIES—continued.

ARTICLES AND COUNTRIES.	IMPORTS.		EXPORTS.	
	Quantity.	Value.	Quantity.	Value.
<b>VI.—RAW MATERIALS AND UNMANUFACTURED ARTICLES—continued.</b>				
<b>HIDES AND SKINS—continued.</b>				
<b>SKINS :</b>				
United Kingdom . . . . . Cwt.	..	...	23,328	132,566
Ceylon . . . . . "	4,457	12,127	..	..
Aden . . . . . "	404	677	..	..
Mauritius . . . . . "	73	138	..	..
Arabia . . . . . "	1,176	3,369	..	..
Straits Settlements . . . . . "	1,570	2,938	73	400
Canada . . . . . "	...	...	919	5,543
Mekran and Sonmiani . . . . . "	272	537	..	..
Persia . . . . . "	11,131	29,476	..	..
Austria-Hungary . . . . . "	...	...	392	889
Belgium . . . . . "	...	...	347	1,450
France . . . . . "	...	...	3,496	27,610
Germany . . . . . "	...	...	2,496	7,426
Holland . . . . . "	...	...	853	4,239
Italy . . . . . "	...	...	1,220	3,911
Spain . . . . . "	..	..	41	154
Turkey in Asia . . . . . "	462	407	..	..
United States . . . . . "	49	276	155,868	963,593
Other Countries . . . . . "	3	13	80	422
..	19,597	49,958	189,113	1,148,203
<b>TOTAL, HIDES AND SKINS ..</b>	<b>20,574</b>	<b>51,676</b>	<b>1,471,743</b>	<b>4,659,016</b>
<b>HORNS :</b>				
United Kingdom . . . . . Cwt.	..	...	41,597	60,680
China, Hong Kong . . . . . "	..	..	157	1,672
Straits Settlements . . . . . "	..	..	142	149
Belgium . . . . . "	..	..	6,572	8,929
France . . . . . "	..	..	20,427	28,190
Germany . . . . . "	..	..	14,989	18,647
Zanzibar, &c. . . . . "	148	1,924	..	..
United States . . . . . "	..	..	134	193
Other Countries . . . . . "	49	100	179	213
..	197	2,024	84,197	118,673
<b>IVORY :</b>				
United Kingdom . . . . . Lbs.	148,084	62,541	20,387	8,780
Aden . . . . . "	16,230	6,262	..	..
Ceylon . . . . . "	..	..	420	164
China, Hong Kong . . . . . "	..	..	27,112	9,098
Straits Settlements . . . . . "	388	134	224	107
Austria-Hungary . . . . . "	10,908	5,020	..	..
Belgium . . . . . "	830	351	..	..
France . . . . . "	862	386	..	..
Germany . . . . . "	8,156	3,598	1,635	725
Arabia . . . . . "	..	..	3,007	1,221
Japan . . . . . "	..	..	17,109	5,679
Abyssinia . . . . . "	2,055	821	..	..
German East Africa . . . . . "	632	242	..	..
Portuguese East Africa . . . . . "	8,028	2,603	..	..
Zanzibar, &c. . . . . "	60,960	24,056	..	..
Other Countries . . . . . "	1,452	485	..	..
..	258,585	106,499	69,894	25,774
<b>JEWELLERY : PRECIOUS STONES AND PEARLS, UNSET :</b>				
United Kingdom . . . . . "	..	28,137	..	2,200
Aden . . . . . "	..	12,067	..	..
China, Hong Kong . . . . . "	..	594	..	2,341
Straits Settlements . . . . . "	..	25,098	..	1,813
Austria-Hungary . . . . . "	..	361	..	6,778
Belgium . . . . . "	..	..	..	451
France . . . . . "	..	29,853	..	720
Italy . . . . . "	..	17,718	..	..
Arabia . . . . . "	..	152,723	..	16,019
Persia . . . . . "	..	115,983	..	10,260
Siam . . . . . "	..	235	..	..
Turkey in Asia . . . . . "	..	..	..	1,230
Abyssinia . . . . . "	..	2,000	..	..
Egypt . . . . . "	..	..	..	1,011
Other Countries . . . . . "	..	181	..	175
..	..	384,950	..	42,998

## No. 11—continued.

QUANTITY and VALUE of IMPORTS and EXPORTS of PRINCIPAL ARTICLES in 1900-01,  
distinguishing COUNTRIES—continued.

ARTICLES AND COUNTRIES	IMPORTS.		EXPORTS	
	Quantity.	Value.	Quantity.	Value.
<b>VI.—RAW MATERIALS AND UNMANUFACTURED ARTICLES—continued</b>				
<b>JUTE, RAW :</b>				
United Kingdom - - - Cwt.	...	...	5,439,197	3,275,739
China, Hong Kong - - - "	...	...	58,130	34,167
Straits Settlements - - - "	...	...	1,446	1,153
Australia - - - "	...	...	7,688	3,792
Austria-Hungary - - - "	...	...	700,198	422,529
Belgium - - - "	...	...	9,822	6,300
France - - - "	...	...	1,215,321	736,430
Germany - - - "	...	...	2,411,039	1,465,199
Holland - - - "	...	...	15,179	9,067
Italy - - - "	...	...	488,645	303,334
Russia - - - "	...	...	73,213	43,865
Spain - - - "	...	...	254,289	161,025
Japan - - - "	...	...	985	622
United States - - - "	...	...	1,739,354	781,907
Other Countries - - - "	72	25	46	42
	72	25	12,414,552	7,245,171
<b>MANURES :</b>				
United Kingdom - - - Tons	1,464	3,794	46,629	172,038
Ceylon - - - "	...	...	3,889	9,206
Straits Settlements - - - "	...	...	1,222	4,146
Australia - - - "	...	...	2,853	10,314
Belgium - - - "	92	493	12,176	43,340
France - - - "	...	...	15,344	51,605
Germany - - - "	20	132	26,270	102,315
Japan - - - "	...	...	104	417
United States - - - "	...	...	4,973	829
Other Countries - - - "	260	716	5	18
	1,836	5,135	113,465	394,228
<b>MICA :</b>				
United Kingdom - - - Cwt.	...	...	27,253	77,361
France - - - "	...	...	99	1,037
Germany - - - "	...	...	965	3,632
United States - - - "	...	...	4,848	27,517
Other Countries - - - "	...	...	10	8
	...	...	33,175	109,555
<b>SEEDS :</b>				
<b>CASTOR :</b>				
United Kingdom - - - Cwt.	...	...	320,155	161,320
Belgium - - - "	...	...	123,300	61,740
France - - - "	...	...	339,475	167,665
Italy - - - "	...	...	72,017	36,684
Russia - - - "	...	...	21,000	10,401
Other Countries - - - "	30	13	...	...
	30	13	875,947	437,810
<b>EARTHNUITS :</b>				
United Kingdom - - - Cwt.	...	...	15,801	7,659
Aden - - - "	...	...	752	383
Ceylon - - - "	...	...	404	115
Straits Settlements - - - "	...	...	4,404	1,471
Austria-Hungary - - - "	...	...	2,001	1,015
Belgium - - - "	...	...	10,000	5,133
France - - - "	...	...	196,983	93,499
Arabia - - - "	...	...	880	393
Persia - - - "	...	...	271	135
Portuguese East Africa - - - "	3,356	1,954	...	...
Other Countries - - - "	882	347	259	117
	4,238	2,301	231,755	109,920
<b>LINSEED :</b>				
United Kingdom - - - Cwt.	...	...	2,230,578	1,321,720
Mauritius - - - "	...	...	173	108
Natal - - - "	...	...	308	178
Australia - - - "	...	...	4,809	2,726
Austria-Hungary - - - "	...	...	86,589	48,085
Belgium - - - "	...	...	320,711	193,031
France - - - "	...	...	851,923	509,124
Germany - - - "	...	...	1,203,226	671,286
Holland - - - "	...	...	198,169	125,637
Italy - - - "	...	...	163,385	98,560
Persia - - - "	8,579	4,246	...	...
Turkey in Asia - - - "	499	264	...	...
Other Countries - - - "	97	49	318	218
	9,175	4,559	5,060,189	2,970,673

## No. 11—continued.

QUANTITY AND VALUE of IMPORTS and EXPORTS of PRINCIPAL ARTICLES in 1900-01,  
\*distinguishing COUNTRIES—continued.

ARTICLES AND COUNTRIES.	IMPORTS.		EXPORTS.	
	Quantity.	Value.	Quantity.	Value.
<b>VI.—RAW MATERIALS AND UNMANUFACTURED ARTICLES—continued.</b>				
<b>SEEDS—continued.</b>				
<b>POPPY:</b>				
United Kingdom . . . . Cwt.	..	..	4,072	2,395
Straits Settlements . . . . "	...	...	208	123
Belgium . . . . . "	..	..	288,362	163,055
France . . . . . "	..	..	382,246	217,655
Germany . . . . . "	..	..	92,650	54,732
Holland . . . . . "	..	..	34,078	19,363
Japan . . . . . "	...	...	330	209
Persia . . . . . "	801	381	..	..
Other Countries . . . . . "	13	7	240	152
"	814	388	802,186	457,684
<b>RAPSEED:</b>				
United Kingdom . . . . Cwt.	..	..	215,163	102,458
Austria-Hungary . . . . "	...	...	4,000	1,734
Belgium . . . . . "	..	..	582,237	274,631
France . . . . . "	...	...	346,659	170,211
Germany . . . . . "	...	...	451,870	211,184
Holland . . . . . "	..	..	23,512	10,799
Italy . . . . . "	...	...	107,872	54,894
Arabia . . . . . "	2,077	1,108	..	..
Mekran and Somiani . . . . "	4,977	2,619	..	..
Other Countries . . . . . "	4	3	687	336
"	7,058	3,730	1,732,000	826,297
<b>TIL OR JINJILI.</b>				
Aden . . . . . Cwt.	..	..	7,266	4,088
Ceylon . . . . . "	2,614	1,237	4,528	2,337
Straits Settlements . . . . "	42,190	19,804	..	..
Austria-Hungary . . . . "	..	..	90,778	52,074
Belgium . . . . . "	..	..	383,897	225,151
France . . . . . "	..	..	809,564	439,513
Germany . . . . . "	...	...	184,091	106,640
Italy . . . . . "	..	..	294,455	166,520
Arabia . . . . . "	..	..	2,910	1,738
Persia . . . . . "	2,357	1,196	..	..
Turkey in Asia . . . . . "	642	338	..	..
Egypt . . . . . "	..	..	66,431	39,025
German East Africa . . . . "	270	144	..	..
Portuguese East Africa . . . "	2,838	1,514	..	..
Zanzibar, &c. . . . . "	585	313	..	..
Other Countries . . . . . "	186	98	274	152
"	51,682	24,644	1,844,194	1,037,238
<b>OTHER SEEDS</b>				
"	11,264	12,558	456,643	172,619
<b>TOTAL SEEDS:</b>				
United Kingdom . . . . Cwt.	956	5,156	2,985,001	1,640,359
Aden . . . . . "	1,100	684	18,436	8,910
Ceylon . . . . . "	6,579	4,450	64,937	31,181
China, Hong Kong . . . . . "	202	114	1,040	805
Straits Settlements . . . . "	42,524	19,970	49,558	27,357
Mauritius . . . . . "	..	..	4,466	3,411
Natal . . . . . "	..	..	2,672	4,020
Australia . . . . . "	..	..	5,261	3,059
Austria-Hungary . . . . . "	27	192	83,369	102,912
Belgium . . . . . "	564	375	1,732,279	933,141
France . . . . . "	67	225	3,019,336	1,627,519
Germany . . . . . "	3,056	2,502	1,945,071	1,052,911
Holland . . . . . "	705	573	255,759	155,799
Italy . . . . . "	...	...	637,732	356,666
Russia . . . . . "	62	328	21,000	10,400
Arabia . . . . . "	2,214	1,180	4,904	3,275
Japan . . . . . "	..	..	452	274
Java . . . . . "	..	..	841	7,028
Mekran and Somiani . . . . "	6,262	3,172	..	..
Persia . . . . . "	17,711	14,991	448	296
Turkey in Asia . . . . . "	1,512	1,148	151	114
Egypt . . . . . "	...	...	66,590	39,209
German East & South West Africa . . . "	690	277	323	342
Madagascar . . . . . "	..	..	187	211
Portuguese East Africa . . . . "	6,213	3,477	259	280
Zanzibar, &c. . . . . "	792	404	2,153	2,255
United States . . . . . "	24	209	..	..
Other Countries . . . . . "	113	176	689	507
"	91,373	59,603	11,002,914	6,012,241



## No. 11—continued.

QUANTITY and VALUE of IMPORTS and EXPORTS of PRINCIPAL ARTICLES in 1900-01,  
distinguishing COUNTRIES—continued.

ARTICLES AND COUNTRIES.	IMPORTS		EXPORTS.	
	Quantity.	Value.	Quantity.	Value.
<b>VI.—RAW MATERIALS AND UNMANUFACTURED ARTICLES—continued</b>				
<b>SILK, RAW (including chasam and cocoons):</b>				
United Kingdom - - - - Lbs.	..	..	541,673	103,169
Aden - - - - "	..	..	2,618	502
China, Hong Kong - - - - "	888,639	192,414	..	..
Straits Settlements - - - - "	485,460	110,916	1,596	479
Austria-Hungary - - - - "	1,813	973	..	..
France - - - - "	..	..	1,093,170	228,241
Italy - - - - "	..	..	18,113	9,629
Russia - - - - "	8,370	3,701	..	..
Arabia - - - - "	..	..	19,887	6,430
China, Treaty Ports - - - - "	1,107,029	365,478	..	..
Japan - - - - "	33,712	2,247	..	..
Java - - - - "	1,412	165	..	..
Mekran and Sommani - - - - "	..	..	5,889	1,283
Persia - - - - "	4,408	1,495	833	371
Siam - - - - "	3,089	319	..	..
Turkey in Asia - - - - "	..	..	4,341	1,247
Egypt - - - - "	..	..	10,938	1,477
Zanzibar, &c. - - - - "	..	..	853	413
United States - - - - "	..	..	1,490	795
Other Countries - - - - "	1,445	252	393	67
	2,535,377	677,960	1,701,794	334,103
<b>WOOD:</b>				
United Kingdom - - - - "	—	7,594	—	399,686
Aden - - - - "	—	—	—	1,187
Ceylon - - - - "	—	10,355	—	51,765
China, Hong Kong - - - - "	—	780	—	1,338
Straits Settlements - - - - "	—	12,960	—	2,470
Cape Colony - - - - "	—	—	—	15,439
Mauritius - - - - "	..	..	..	35,278
Natal - - - - "	..	..	..	296
Australia - - - - "	..	4,685	..	5,884
Austria-Hungary - - - - "	..	11,613	..	8,119
Belgium - - - - "	..	102	..	1,806
France - - - - "	..	..	..	24,611
Germany - - - - "	..	2,522	..	57,082
Holland - - - - "	..	..	..	1,688
Italy - - - - "	..	..	..	6,036
Norway - - - - "	..	2,533	..	..
Portugal - - - - "	..	..	..	18,237
Russia - - - - "	..	339	..	..
Sweden - - - - "	..	1,903	..	..
Arabia - - - - "	..	..	..	2,339
China, Treaty Ports - - - - "	..	..	..	1,109
Mekran and Sommani - - - - "	..	..	..	234
Persia - - - - "	..	..	..	879
Siam - - - - "	..	93,763	..	..
Turkey in Asia - - - - "	..	..	..	5,377
Abyssinia - - - - "	..	..	..	121
Egypt - - - - "	..	..	..	3,227
German East & South West Africa - - - - "	..	..	..	1,890
Portuguese East Africa - - - - "	..	..	..	785
Zanzibar, &c. - - - - "	..	1,311	..	9,479
United States - - - - "	..	371	..	14,598
Other Countries - - - - "	..	321	..	140
	—	151,152	—	671,010
<b>WOOL, RAW:</b>				
United Kingdom - - - - Lbs.	..	..	28,216,291	800,484
Australia - - - - "	206,299	9,919	..	1,312
France - - - - "	..	..	67,256	..
Russia - - - - "	5,887	147	..	..
Arabia - - - - "	16,240	302	..	..
Japan - - - - "	4,032	157	211,512	6,580
Mekran and Sommani - - - - "	578,632	6,462	..	..
Persia - - - - "	1,943,564	37,072	..	..
Turkey in Asia - - - - "	115,304	1,881	..	..
United States - - - - "	..	..	523,472	11,335
Other Countries - - - - "	1,361	20	1,956	36
	2,871,319	55,960	29,020,487	819,747
<b>OTHER SORTS</b>	—	182,111	—	231,476
<b>TOTAL RAW MATERIALS AND UNMANUFACTURED ARTICLES</b>	—	2,471,691	—	28,820,386

No. 11—continued.

QUANTITY and VALUE of IMPORTS and EXPORTS of PRINCIPAL ARTICLES in 1900-01,  
distinguishing COUNTRIES—continued.

ARTICLES AND COUNTRIES.	IMPORTS.		EXPORTS.	
	Quantity.	Value.	Quantity.	Value.
<b>VII.—ARTICLES MANUFACTURED AND PARTLY MANUFACTURED:</b>				
<b>COTTON:</b>				
<b>TWIST AND YARN:</b>				
United Kingdom . . . . . Lbs.	32,512,827	1,572,487	23,386	866
Aden . . . . . "	19,105	835	1,410,512	36,749
Ceylon . . . . . "	546,438	15,240	197,103	9,335
China, Hong Kong . . . . . "	84,420	1,948	71,967,425	1,662,544
Straits Settlements . . . . . "	20,632	719	4,253,569	112,411
Austria-Hungary . . . . . "	464,505	20,910		
Belgium . . . . . "	301,552	14,333		
France . . . . . "	74,840	3,697		
Germany . . . . . "	1,944	248		
Holland . . . . . "	35,800	1,627		
Italy . . . . . "	289,565	14,914		
Arabia . . . . . "			563,528	16,914
China, Treaty Ports . . . . . "	300,562	7,618	36,591,725	870,512
Japan . . . . . "	123,140	4,226		
Java . . . . . "			55,350	1,385
Mekran and Sonmiani . . . . . "			10,755	468
Persia . . . . . "			2,357,862	72,761
Philippine Islands . . . . . "			74,300	2,271
Siam . . . . . "			26,000	816
Sumatra . . . . . "			8,000	217
Turkey in Asia . . . . . "			1,484,670	34,509
Abyssinia . . . . . "			90,700	1,907
Egypt . . . . . "	20,000	601	92,425	2,384
German East & South-West Africa . . . . . "			23,900	610
Zanzibar, &c. . . . . "			33,370	976
Other Countries . . . . . "	3,004	74	32,061	1,327
	34,803,334	1,659,477	119,296,641	2,828,962
<b>PIECE GOODS:</b>				
<b>GREY (unbleached):</b>				
United Kingdom . . . . . Yds.	1,183,282,443	9,459,431	28,883	240
Aden . . . . . "			6,646,234	61,685
Ceylon . . . . . "	298,566	3,747	910,771	10,958
China, Hong Kong . . . . . "			249,830	1,832
Straits Settlements . . . . . "	188,265	1,164	2,439,619	22,752
Mauritius . . . . . "			1,615,678	13,550
Natal . . . . . "			35,945	408
Australia . . . . . "			90,000	386
Germany . . . . . "	184,027	2,161		
Holland . . . . . "	114,490	888		
Arabia . . . . . "			2,148,956	16,843
China, Treaty Ports . . . . . "	100,000	966	781,160	7,075
Java . . . . . "			63,734	412
Maldiv Islands . . . . . "			10,096	97
Mekran and Sonmiani . . . . . "			581,553	4,464
Persia . . . . . "	60,650	355	5,871,387	54,007
Philippine Islands . . . . . "			48,720	507
Siam . . . . . "			41,600	333
Turkey in Asia . . . . . "			2,964,032	26,288
Abyssinia . . . . . "			4,671,212	32,927
Egypt . . . . . "			920,025	8,501
German East & South West Africa . . . . . "			1,735,449	15,062
Madagascar . . . . . "			12,201	124
Portuguese East Africa . . . . . "			6,023,543	43,623
Zanzibar, &c. . . . . "	17,881	144	5,591,553	46,151
United States . . . . . "	7,915,800	98,500		
Other Countries . . . . . "	10,938	111	8,045	91
	1,192,173,060	9,567,467	43,440,226	368,316
<b>WHITE (bleached):</b>				
United Kingdom . . . . . Yds.	461,830,596	3,980,979	7,609	84
Malta . . . . . "			3,535	264
Aden . . . . . "			1,380,958	13,130
Ceylon . . . . . "	146,850	2,246	760,512	9,157
China, Hong Kong . . . . . "			21,757	306
Straits Settlements . . . . . "	801,271	11,080	1,381,829	13,342
Mauritius . . . . . "			543,411	5,505
Natal . . . . . "			38,230	415
Austria-Hungary . . . . . "	1,112,037	20,319		
Belgium . . . . . "	201,352	2,532		
France . . . . . "	50,163	1,439	7,284	648
Germany . . . . . "	99,682	1,586		
Holland . . . . . "	2,011,387	24,989		
Italy . . . . . "	1,145,513	24,281		
Russia . . . . . "			61,860	354
Turkey in Europe . . . . . "			5,256	417
Arabia . . . . . "	19,096	143	1,722,212	18,200
Japan . . . . . "	11,036	111		
Mekran and Sonmiani . . . . . "			221,614	1,992
Persia . . . . . "			2,846,596	28,551

## No. 11—continued.

QUANTITY and VALUE of IMPORTS and EXPORTS of PRINCIPAL ARTICLES in 1900-01,  
distinguishing COUNTRIES—continued.

ARTICLES AND COUNTRIES.	IMPORTS.		EXPORTS.	
	Quantity.	Value.	Quantity.	Value.
VII.—ARTICLES MANUFACTURED AND PARTLY MANUFACTURED—continued.				
COTTON—continued.				
WHITE (bleached)—continued.				
Siam - - - - - Yds.	...	...	22,446	275
Turkey in Asia - - - - - "	...	...	215,303	3,397
Abyssinia - - - - - "	...	...	237,609	2,020
Egypt - - - - - "	...	...	35,216	1,111
German East & South West Africa - - - - - "	...	...	56,940	609
Madagascar - - - - - "	...	...	28,370	267
Portuguese East Africa - - - - - "	...	...	352,931	5,251
North Africa - - - - - "	...	...	1,974	208
Zanzibar, &c - - - - - "	...	...	667,252	8,618
United States - - - - - "	39,137	580	...	...
Other Countries - - - - - "	14,259	173	7,660	112
	467,482,379	4,070,458	10,628,364	114,231
COLOURED, PRINTED, OR DYED :				
United Kingdom - - - - - Yds	327,037,878	3,522,984	204,258	3,547
Aden - - - - - "	18,758	233	5,596,568	67,666
Ceylon - - - - - "	349,644	7,083	9,553,833	182,224
China, Hong Kong - - - - - "	18,760	487	53,661	949
Straits Settlements - - - - - "	1,096,586	11,975	21,252,456	412,859
Cape Colony - - - - - "	...	...	9,700	203
Mauritius - - - - - "	...	...	583,073	8,650
Natal - - - - - "	...	...	753,442	19,070
Australia - - - - - "	...	...	8,062	183
Austria-Hungary - - - - - "	1,501,324	48,939	...	...
Belgium - - - - - "	955,691	26,859	...	...
France - - - - - "	2,244,923	45,573	74,400	909
Germany - - - - - "	901,653	38,744	...	...
Holland - - - - - "	6,524,786	85,136	...	...
Italy - - - - - "	1,723,162	58,779	...	...
Russia - - - - - "	...	...	...	...
Arabia - - - - - "	...	...	5,710,975	71,794
China, Treaty Ports - - - - - "	12,760	277	31,260	696
Japan - - - - - "	11,009	113	...	...
Java - - - - - "	...	...	146,322	1,463
Maldivo Islands - - - - - "	...	...	5,965	155
Mekran and Somniani - - - - - "	...	...	1,543,206	13,220
Persia - - - - - "	...	...	14,325,560	212,430
Philippine Islands - - - - - "	...	...	4,452,952	57,556
Siam - - - - - "	...	...	293,818	6,251
Turkey in Asia - - - - - "	16,323	146	2,653,583	38,885
Abyssinia - - - - - "	...	...	331,132	4,152
Egypt - - - - - "	7,222	232	200,441	3,882
German East & South-West Africa - - - - - "	...	...	955,888	11,027
Madagascar - - - - - "	...	...	93,366	1,139
Portuguese East Africa - - - - - "	...	...	3,575,829	48,211
Zanzibar, &c - - - - - "	...	...	4,213,524	55,120
United States - - - - - "	732,697	11,400	150,012	2,864
Other Countries - - - - - "	11,599	191	90,173	1,063
	343,164,775	3,857,151	76,863,459	1,226,163
HANDKERCHIEFS AND SHAWLS IN THE PIECE :				
United Kingdom - - - - - No.	10,819,951	160,830	1,219,016	27,588
Aden - - - - - "	...	...	24,684	288
Ceylon - - - - - "	...	...	94,524	1,604
Straits Settlements - - - - - "	...	...	63,826	1,054
Mauritius - - - - - "	...	...	60,381	535
Natal - - - - - "	...	...	9,900	162
Austria-Hungary - - - - - "	320,673	11,945	...	...
Belgium - - - - - "	40,757	1,890	...	...
France - - - - - "	33,936	452	...	...
Germany - - - - - "	69,636	5,418	...	...
Holland - - - - - "	65,050	1,908	...	...
Italy - - - - - "	494,950	5,254	...	...
Arabia - - - - - "	...	...	78,777	2,554
Persia - - - - - "	...	...	310,308	5,291
Turkey in Asia - - - - - "	...	...	143,417	1,886
Egypt - - - - - "	...	...	71,660	648
Portuguese East Africa - - - - - "	...	...	145,655	2,207
Zanzibar, &c - - - - - "	...	...	58,623	921
Other Countries - - - - - "	2,604	106	10,571	329
	11,847,557	187,803	2,291,342	45,067
HOSIERY, PURE AND MIXED :				
United Kingdom - - - - - "	—	48,371	—	575
Aden - - - - - "	—	367	—	3,094
Ceylon - - - - - "	—	5,900	—	487
China, Hong Kong - - - - - "	—	—	—	—

No. 11—*continued.*QUANTITY and VALUE of IMPORTS and EXPORTS of PRINCIPAL ARTICLES in 1900-01,  
distinguishing COUNTRIES—*continued.*

ARTICLES AND COUNTRIES.	IMPORTS.		EXPORTS.	
	Quantity.	Value.	Quantity.	Value.
<b>VII.—ARTICLES MANUFACTURED AND PARTLY MANUFACTURED—<i>continued.</i></b>				
<b>COTTON—<i>continued.</i></b>				
<b>HOSIERY, PURE AND MIXED—<i>continued.</i></b>				
Straits Settlements	—	4,795	—	439
Mauritius	—	—	—	423
Natal	—	—	—	144
Austria-Hungary	—	38,990	—	—
Belgium	—	7,557	—	—
France	—	37,197	—	—
Germany	—	51,001	—	—
Holland	—	944	—	—
Italy	—	63,892	—	—
Spain	—	1,334	—	—
Arabia	—	—	—	293
Japan	—	881	—	—
Persia	—	—	—	644
Siam	—	402	—	—
Turkey in Asia	—	—	—	309
Egypt	—	480	—	—
German East Africa	—	—	—	429
Portuguese East Africa	—	—	—	3,900
Zanzibar, &c.	—	—	—	1,909
Other Countries	—	38	—	230
	—	262,149	—	12,876
<b>THREAD, SEWING :</b>				
United Kingdom	Lbs. 756,795	106,377	—	—
Aden	—	—	13,129	758
Ceylon	—	—	8,191	402
Straits Settlements	518	155	3,571	208
Natal	—	—	3,220	220
Austria-Hungary	73,437	7,390	—	—
Belgium	6,818	735	—	—
Germany	1,152	160	—	—
Arabia	—	—	9,391	519
Persia	—	—	94,430	6,343
Turkey in Asia	—	—	26,109	1,703
Portuguese East Africa	—	—	27,502	1,337
Zanzibar, &c.	—	—	10,083	635
Other Countries	716	27	5,327	315
	839,436	114,844	200,953	12,468
<b>OTHER COTTON MANUFACTURES</b>				
	—	170,880	—	25,093
<b>TOTAL COTTON MANUFACTURES (excluding twist and yarn) :</b>				
United Kingdom	—	17,367,846	—	36,752
Malta	—	—	—	290
Aden	—	689	—	144,724
Ceylon	—	19,298	—	208,831
China, Hong Kong	—	495	—	3,882
Straits Settlements	—	29,604	—	457,268
Cape Colony	—	—	—	338
Mauritius	—	—	—	28,730
Natal	—	—	—	20,595
Australia	—	—	—	1,274
Austria-Hungary	—	136,158	—	—
Belgium	—	70,349	—	1,636
France	—	84,716	—	1,592
Germany	—	117,949	—	2,837
Holland	—	134,446	—	—
Italy	—	152,694	—	—
Russia	—	—	—	360
Spain	—	1,334	—	—
Turkey in Europe	—	—	—	494
Arabia	—	170	—	111,709
China, Treaty Ports	—	1,255	—	7,846
Cochin China	—	—	—	—
Japan	—	1,139	—	—
Java	—	—	—	1,892
Maldivo Islands	—	—	—	260
Mekran and Sonmiani	—	—	—	19,701
Persia	—	502	—	307,567
Philippine Islands	—	—	—	58,081
Siam	—	402	—	6,918
Turkey in Asia	—	153	—	72,579
Abyssinia	—	—	—	39,200
Egypt	—	782	—	14,415
German East & South West Africa	—	—	—	27,334
Madagascar	—	—	—	1,665

No. 11—*continued.*QUANTITY and VALUE of IMPORTS and EXPORTS of PRINCIPAL ARTICLES in 1900-01,  
distinguishing COUNTRIES—*continued.*

ARTICLES AND COUNTRIES.	IMPORTS.		EXPORTS.	
	Quantity.	Value.	Quantity.	Value.
<b>VII.—ARTICLES MANUFACTURED AND PARTLY MANUFACTURED—<i>continued.</i></b>				
TOTAL COTTON MANUFACTURES (excluding twist and yarn)— <i>continued.</i>				
Portuguese East Africa	..	...	—	105,338
North Africa	..	...	—	208
Zanzibar, &c	..	222	—	114,129
United States	..	110,494	—	4,386
Other Countries	..	55	—	1,388
	—	18,230,752	—	1,804,219
FLAX, MANUFACTURES OF (including twist and yarn):				
United Kingdom	..	119,030	—	1,340
Aden	..	...	—	125
China, Hong Kong	..	...	—	124
Straits Settlements	..	...	—	208
Natal	..	...	—	235
Australia	..	...	—	179
Austria-Hungary	..	661	—	...
Belgium	..	2,594	—	...
France	..	160	—	...
Germany	..	1,246	—	...
Turkey in Asia	..	...	—	204
Other Countries	..	241	—	403
	—	123,932	—	2,818
HEMP, MANUFACTURES OF (excluding cordage):				
United Kingdom	..	7,894	—	...
Ceylon	..	...	—	191
Straits Settlements	..	187	—	...
Austria-Hungary	..	263	—	...
Italy	..	561	—	...
Other Countries	..	141	—	104
	—	9,046	—	295
JUTE MANUFACTURES (including Twist and Yarn):				
GUNNY BAGS:				
United Kingdom	No.	...	32,666,714	475,970
Aden	..	...	214,750	3,573
Ceylon	..	2,856,183	383,271	6,083
China, Hong Kong	..	...	14,602,200	129,407
Straits Settlements	..	95,026	31,400,540	426,341
Cape Colony	..	...	3,930,350	75,464
Mauritius	..	...	3,887,236	52,754
Natal	..	...	1,982,950	31,377
British Guiana	..	...	376,450	6,623
Canada	..	...	150,000	1,277
Australia	..	...	42,789,827	783,516
Austria-Hungary	..	...	530,800	6,201
Belgium	..	...	2,680,600	38,266
France	..	...	653,648	10,485
Germany	..	...	5,979,450	73,803
Greece	..	...	80,250	632
Holland	..	...	110,200	1,550
Italy	..	...	16,000	205
Russia	..	...	30,000	440
Turkey in Europe	..	...	1,459,200	26,575
Arabia	..	28,611	218,875	2,981
China, Treaty Ports	..	...	1,460,800	17,384
Cochin China	..	...	124,090	2,007
Japan	..	...	69,000	1,042
Java	..	...	472,100	8,940
Mekran and Sonmiani	..	...	26,377	311
Persia	..	...	506,415	8,133
Philippine Islands	..	...	340,800	4,819
Siam	..	...	519,700	7,258
Turkey in Asia	..	...	4,776,585	87,017
Egypt	..	...	7,751,000	188,220
Madagascar	..	...	75,150	1,005
North Africa	..	...	6,900	190
Portuguese East Africa	..	...	451,750	7,123
Zanzibar, &c	..	...	204,835	3,272
United States	..	...	13,069,950	123,667
West Indies	..	...	1,335,750	22,881
Central America	..	...	310,700	3,686
Argentine Republic	..	...	935,000	9,836
Chile	..	...	20,123,200	231,499
Ecuador	..	...	131,500	2,301
Peru	..	...	2,110,500	31,756
Sandwich Islands	..	...	3,804,600	38,840
Other Countries	..	25,591	178,476	2,871
	—	3,005,411	26,444	202,908,199
	—	26,444	—	2,957,581

No. 11—*continued.*

QUANTITY and VALUE of IMPORTS and EXPORTS of PRINCIPAL ARTICLES in 1900-01,  
distinguishing COUNTRIES—*continued.*

ARTICLES AND COUNTRIES.	IMPORTS.		EXPORTS.	
	Quantity.	Value.	Quantity.	Value.
<b>VII.—ARTICLES MANUFACTURED AND PARTLY MANUFACTURED—<i>continued.</i></b>				
<b>GUNNY CLOTH:</b>				
United Kingdom - - - Yds.	120,114	1,669	75,817,531	454,184
Ceylon - - - - - "	20,445	182	1,979,850	14,607
China, Hong Kong - - - "	...	...	20,686,325	146,191
Straits Settlements - - - "	...	...	249,500	1,839
Cape Colony - - - - - "	...	...	35,600	310
Natal - - - - - - - "	...	...	44,500	375
Canada - - - - - - - "	...	...	1,995,000	12,193
Australia - - - - - - "	...	...	11,444,150	77,776
Austria-Hungary - - - - "	...	...	46,050	401
Belgium - - - - - - - "	...	...	60,000	400
Germany - - - - - - - "	...	...	30,374,300	183,629
Holland - - - - - - - "	...	...	438,000	3,353
Russia - - - - - - - "	...	...	30,000	240
Sweden - - - - - - - "	...	...	780,000	4,090
China, Treaty Ports - - - "	...	...	1,354,000	9,644
Japan - - - - - - - - "	...	...	113,800	828
Persia - - - - - - - - "	...	...	267,840	2,647
Turkey in Asia - - - - - "	...	...	701,320	6,289
Egypt - - - - - - - - "	...	...	37,200	376
North Africa - - - - - "	...	...	18,000	150
United States - - - - - "	...	...	194,017,535	1,143,157
Argentine Republic - - - - "	...	...	21,827,100	153,376
Chile - - - - - - - - "	...	...	280,000	1,493
Peru - - - - - - - - - "	...	...	43,000	313
Uruguay - - - - - - - "	...	...	2,562,000	17,933
Other Countries - - - - - "	200	2	12,389	97
	140,759	1,853	365,214,990	2,235,891
<b>OTHER JUTE MANUFACTURES (including Twist and Yarn) -</b>	—	30,356	—	49,801
<b>TOTAL JUTE MANUFACTURES (including Twist and Yarn) -</b>	—	58,653	—	5,243,273
<b>SILK:</b>				
<b>PIECE GOODS:</b>				
United Kingdom - - - Yds.	1,653,026	102,423	691,137	37,039
Gibraltar - - - - - "	...	...	15,274	516
Malta - - - - - - - - "	...	...	4,943	227
Aden - - - - - - - - - "	2,158	128	11,549	700
Ceylon - - - - - - - - "	17,776	1,331	44,031	3,123
China, Hong Kong - - - - "	2,532,164	144,487	22,827	974
Straits Settlements - - - "	116,575	5,950	94,200	7,328
Mauritius - - - - - - - "	...	...	18,888	1,104
Natal - - - - - - - - - "	...	...	30,220	2,560
Canada - - - - - - - - "	...	...	2,800	133
Australia - - - - - - - "	...	...	36,745	5,284
Austria-Hungary - - - - - "	27,408	2,013	...	...
Belgium - - - - - - - - "	15,027	1,174	...	...
France - - - - - - - - - "	721,706	55,135	177,139	11,734
Germany - - - - - - - - "	23,344	1,653	4,080	186
Holland - - - - - - - - "	12,980	1,299	...	...
Italy - - - - - - - - - "	209,927	13,990	7,333	828
Russia - - - - - - - - - "	81,634	5,007	...	...
Arabia - - - - - - - - - "	...	...	75,453	4,606
China, Treaty Ports - - - "	1,766,838	113,031	...	...
Japan - - - - - - - - - "	10,220,806	333,047	5,500	347
Java - - - - - - - - - - "	...	...	2,979	147
Persia - - - - - - - - - "	6,696	740	102,270	7,360
Turkey in Asia - - - - - "	...	...	125,251	5,494
Egypt - - - - - - - - - "	6,936	947	59,949	3,203
German East Africa - - - - "	...	...	1,348	105
Madagascar - - - - - - "	...	...	2,540	186
Portuguese East Africa - - - "	...	...	77,747	3,776
Zanzibar, &c. - - - - - - "	...	...	93,837	6,621
United States - - - - - - "	...	...	2,533	197
Other Countries - - - - - "	1,312	103	6,734	491
	17,416,313	782,458	1,717,307	104,269

No. 11—*continued.*QUANTITY and VALUE of IMPORTS and EXPORTS of PRINCIPAL ARTICLES in 1900-01,  
distinguishing COUNTRIES—*continued.*

ARTICLES AND COUNTRIES.	IMPORTS.		EXPORTS	
	Quantity.	Value.	Quantity.	Value.
VII—ARTICLES MANUFACTURED AND PARTLY MANUFACTURED— <i>continued.</i>				
SILK— <i>continued.</i>				
GOODS OF SILK MIXED WITH OTHER MATERIALS.				
United Kingdom - - - Yds.	835,980	42,241	4,809	155
Malta - - - - - "			6,134	512
Aden - - - - - "	2,254	134	10,713	942
Ceylon - - - - - "			24,822	1,481
China, Hong Kong - - - "	66,400	3,745		
Straits Settlements - - - "	99,535	3,448	29,311	1,531
Austria-Hungary - - - "	81,771	4,926		
Belgium - - - - - "	330,110	24,505		
France - - - - - "	900,906	43,707	8,179	439
Germany - - - - - "	412,929	27,233		
Holland - - - - - "	121,197	6,010		
Italy - - - - - "	369,121	17,036		
Turkey in Europe - - - "			15,518	1,061
Arabia - - - - - "			23,298	1,448
Japan - - - - - "	15,069	328	10,000	333
Persia - - - - - "	3,024	338	33,053	3,254
Turkey in Asia - - - "			28,094	2,174
Egypt - - - - - "	17,271	687	7,147	652
Zanzibar &c. - - - "			3,337	385
Other Countries - - - "	782	36	4,569	318
	3,256,349	174,374	208,984	14,685
OTHER SILK MANUFACTURES - Lbs.	582,951	153,708	1,058	259
TOTAL SILK MANUFACTURES - - -	—	1,110,540	—	119,213
WOOL:				
CARPETS AND RUGS:				
United Kingdom - - - Lbs.	877,414	54,352	1,337,244	131,790
Ceylon - - - - - "			8,465	641
China, Hong Kong - - - "			1,940	159
Straits Settlements - - - "			3,091	279
Canada - - - - - "			1,344	130
Australia - - - - - "			13,698	1,577
Austria-Hungary - - - "	2,438	189	5,452	623
France - - - - - "	1,310	167		
Germany - - - - - "	255,222	11,885	16,391	1,474
Turkey in Europe - - - "			4,552	364
Arabia - - - - - "				
Persia - - - - - "	28,283	2,615		
Turkey in Asia - - - "	2,494	177		
Egypt - - - - - "			4,196	355
Argentine Republic - - - "			3,502	278
United States - - - - - "			337,960	47,365
Other Countries - - - "	5,380	419	6,531	528
	1,172,541	69,804	1,744,366	195,563
PIECE GOODS:				
United Kingdom - - - Yds.	9,206,248	578,023	15,069	928
Aden - - - - - "			14,943	1,283
Ceylon - - - - - "			123,326	6,480
China, Hong Kong - - - "			4,159	429
Straits Settlements - - - "	35,157	1,048	38,997	2,132
Mauritius - - - - - "			12,626	829
Austria-Hungary - - - "	914,692	37,498		
Belgium - - - - - "	367,258	23,122		
France - - - - - "	452,696	20,377		
Germany - - - - - "	3,032,647	161,970		
Holland - - - - - "	107,652	7,882		
Italy - - - - - "	145,727	7,583		
Russia - - - - - "			843	129
Arabia - - - - - "			9,008	894
China, Treaty Ports - - - "			1,088	139
Japan - - - - - "	3,410	248		
Persia - - - - - "	5,400	135	74,143	7,407
Siam - - - - - "			4,589	105
Turkey in Asia - - - "			6,441	692
Egypt - - - - - "	3,810	382		
Portuguese East Africa - - - "			16,674	1,721
Zanzibar &c. - - - - - "			27,560	2,014
Other Countries - - - - - "	3,448	202	4,027	257
	14,278,145	838,475	353,493	25,439

No. 11—*continued.*QUANTITY and VALUE of IMPORTS and EXPORTS of PRINCIPAL ARTICLES in 1900-01.  
distinguishing COUNTRIES—*continued.*

ARTICLES AND COUNTRIES.	IMPORTS.		EXPORTS.	
	Quantity.	Value.	Quantity.	Value.
<b>VII.—ARTICLES MANUFACTURED AND PARTLY MANUFACTURED—<i>continued.</i></b>				
WOOL— <i>continued.</i>				
SHAWLS :				
United Kingdom . . . . . No.	865,509	171,832	417	720
Straits Settlements . . . . . "	...	...	1,819	656
Austria-Hungary . . . . . "	130,118	25,763	..	..
Belgium . . . . . "	9,205	668	..	..
France . . . . . "	3,648	317	..	..
Germany . . . . . "	755,089	140,630	..	..
Italy . . . . . "	11,625	1,060	..	..
Arabia . . . . . "	...	..	1,949	328
Persia . . . . . "	...	..	1,302	3,083
Egypt . . . . . "	...	..	557	280
Other Countries . . . . . "	839	146	2,060	396
	1,776,033	340,416	8,104	5,463
OTHER WOOLLEN MANUFACTURES - Lbs.	1,568,524	159,689	210,441	11,216
TOTAL, WOOLLEN MANUFACTURES	—	1,408,384	—	227,681
TOTAL, YARNS AND TEXTILE FABRICS	—	22,600,784	—	10,226,461
APPAREL :				
APPAREL (including drapery, haberdashery, millinery, &c., but excluding hosiery) :				
United Kingdom . . . . .	—	465,345	—	76,079
Gibraltar . . . . .	—	330	—	975
Malta . . . . .	...	..	—	249
Aden . . . . .	—	458	—	3,921
Ceylon . . . . .	—	4,368	—	22,688
China, Hong Kong	—	8,414	—	3,701
Straits Settlements	—	20,399	—	17,591
Cape Colony . . . . .	...	...	—	1,946
Mauritius . . . . .	—	105	—	4,313
Natal . . . . .	—	307	—	9,436
Australia . . . . .	—	529	—	2,825
Austria-Hungary . . . . .	—	126,080	—	521
Belgium . . . . .	—	8,726	—	260
France . . . . .	—	119,694	—	1,311
Germany . . . . .	—	87,543	—	616
Holland . . . . .	—	855	...	..
Italy . . . . .	—	18,618	..	..
Russia . . . . .	—	3,836	..	..
Sweden . . . . .	—	180	...	..
Arabia . . . . .	..	...	—	4,393
China, Treaty Ports	—	11,219	—	998
Japan . . . . .	—	14,155	...	..
Java . . . . .	...	...	—	890
Mekran and Somiani . . . . .	—	..	—	337
Persia . . . . .	—	172	—	7,386
Philippine Islands . . . . .	...	..	—	262
Siam . . . . .	...	..	—	862
Turkey in Asia . . . . .	...	..	—	1,208
Abyssinia . . . . .	...	..	—	146
Egypt . . . . .	—	5,820	—	1,764
German E. and S.W. Africa	—	...	—	487
Madagascar . . . . .	...	..	—	170
Portuguese East Africa	—	...	—	11,656
Zanzibar, &c. . . . .	...	..	—	14,050
United States . . . . .	—	2,278	—	11,184
Other Countries . . . . .	—	431	—	616
	—	899,862	—	202,841
BOOTS AND SHOES :				
United Kingdom . . . . . Pairs	595,687	115,055	2,606	541
Aden . . . . . "	...	...	17,020	1,794
Ceylon . . . . . "	1,337	198	8,398	1,748
China, Hong Kong	3,494	165	2,260	648
Straits Settlements	23,770	1,239	11,685	1,975
Cape Colony . . . . .	...	...	1,152	163
Mauritius . . . . .	...	...	56,672	4,627
Natal . . . . .	...	...	6,210	552
Austria-Hungary . . . . .	35,120	4,558	..	..
Germany . . . . .	32,344	2,454	...	...
Italy . . . . .	1,677	384	..	..
Arabia . . . . .	...	...	4,832	352
China, Treaty Ports	...	...	656	184
Persia . . . . .	...	...	4,836	825
Siam . . . . .	...	...	651	221
Turkey in Asia . . . . .	...	...	4,095	445
Abyssinia . . . . .	...	...	3,240	201



No. 11—*continued.*QUANTITY and VALUE of IMPORTS and EXPORTS of PRINCIPAL ARTICLES in 1900-01,  
distinguishing COUNTRIES—*continued.*

ARTICLES AND COUNTRIES.	IMPORTS.		EXPORTS.	
	Quantity.	Value.	Quantity.	Value.
<b>VII—ARTICLES MANUFACTURED AND PARTLY MANUFACTURED—<i>continued.</i></b>				
APPAREL— <i>continued.</i>				
BOOTS AND SHOES— <i>continued</i>				
Egypt - - - - - Pairs.	7,447	591	35,504	11,433
German East Africa - - - - - "	..	..	6,993	874
Portuguese East Africa - - - - - "	..	..	5,995	802
Zanzibar, &c. - - - - - "	..	..	44,225	5,818
United States - - - - - "	4,462	1,803	..	..
Other Countries - - - - - "	3,721	204	1,515	170
..	709,059	126,656	218,545	33,394
TOTAL, APPAREL - - - - -	—	1,026,518	—	236,235
ARMS, AMMUNITION, &c (excluding military accoutrements) .				
United Kingdom - - - - -	—	149,330	—	8,697
Ceylon - - - - -	—	463	—	583
China, Hong Kong - - - - -	—	..	—	241
Belgium - - - - -	—	1,798	..	..
France - - - - -	—	117	..	..
Germany - - - - -	—	4,062	..	..
Arabia - - - - -	..	..	..	307
Persia - - - - -	..	..	..	235
Zanzibar, &c. - - - - -	..	..	..	278
United States - - - - -	—	276	—	..
Other Countries - - - - -	—	339	—	375
..	—	156,385	—	10,716
BOOKS AND PRINTED MATTER (including maps and charts) :				
United Kingdom - - - - - Cwt.	15,733	144,780	1,563	15,487
Aden - - - - -	..	..	121	654
Ceylon - - - - -	26	262	436	2,635
China, Hong Kong - - - - -	44	356	23	249
Straits Settlements - - - - -	178	203	3,474	13,832
Mauritius - - - - -	..	..	40	243
Natal - - - - -	..	..	36	269
Australia - - - - -	22	142	15	153
Austria-Hungary - - - - -	40	321	10	179
France - - - - -	52	203	..	..
Germany - - - - -	72	618	18	152
Italy - - - - -	25	204	..	..
Arabia - - - - -	29	177	129	656
Japan - - - - -	..	..	6	130
Persia - - - - -	12	124	810	4,361
Siam - - - - -	..	..	813	102
Turkey in Asia - - - - -	..	..	25	168
Egypt - - - - -	160	1,022	29	223
Zanzibar, &c. - - - - -	..	..	408	2,044
United States - - - - -	501	3,629	78	561
West Indies - - - - -	..	..	11	140
Other Countries - - - - -	58	415	88	526
..	16,952	152,456	8,133	42,764
BUILDING AND ENGINEERING MATERIALS :				
United Kingdom - - - - -	—	111,063	..	..
Ceylon - - - - -	—	623	—	6,907
Straits Settlements - - - - -	—	163	—	2,152
Australia - - - - -	—	109	..	..
Austria-Hungary - - - - -	—	447	..	..
Belgium - - - - -	—	22,893	..	..
France - - - - -	—	4,486	..	..
Germany - - - - -	—	1,117	..	..
Italy - - - - -	—	1,068	..	..
Arabia - - - - -	..	..	..	216
Borneo - - - - -	..	..	..	567
China, Treaty Ports - - - - -	..	302	..	..
Zanzibar, &c - - - - -	..	..	..	468
United States - - - - -	..	..	..	123
Other Countries - - - - -	..	88	..	369
..	—	142,359	—	10,742
CABINET WARE AND FURNITURE .				
United Kingdom - - - - -	—	31,692	—	16,877
Aden - - - - -	..	..	..	1,096
Gibraltar - - - - -	..	..	..	466
Ceylon - - - - -	..	1,126	..	1,738
China, Hong Kong - - - - -	..	826	..	432
Straits Settlements - - - - -	..	2,094	..	1,013
Mauritius - - - - -	..	..	..	219
Natal - - - - -	..	..	..	351
Australia - - - - -	..	..	..	179
Austria-Hungary - - - - -	..	4,607	..	..
Belgium - - - - -	..	1,171	..	..

No. 11—*continued.*QUANTITY and VALUE of IMPORTS and EXPORTS of PRINCIPAL ARTICLES in 1900-01,  
distinguishing COUNTRIES—*continued.*

ARTICLES AND COUNTRIES.	IMPORTS.		EXPORTS.	
	Quantity.	Value.	Quantity.	Value.
<b>VII.—ARTICLES MANUFACTURED AND PARTLY MANUFACTURED—<i>continued.</i></b>				
<b>CABINET WARE AND FURNITURE—<i>continued.</i></b>				
France	—	614	—	605
Germany	—	13,908	—	172
Italy	—	1,014	—	...
Arabia	—	...	—	799
Japan	—	897	—	...
Persia	—	...	—	882
Philippine Islands	—	...	—	121
Turkey in Asia	—	...	—	757
Egypt	—	588	—	679
German East and South West Africa	—	...	—	349
Madagascar	—	...	—	120
Portuguese East Africa	—	...	—	2,504
Zanzibar, &c.	—	...	—	3,843
United States	—	1,967	—	2,971
Other Countries	—	315	—	616
	—	60,819	—	36,789
<b>CARRIAGES AND CARTS (excluding Railway Carriages) AND PARTS THEREOF:</b>				
United Kingdom	—	129,028	—	4,988
Aden	—	199	—	434
Ceylon	—	761	—	779
China, Hong Kong	—	...	—	186
Straits Settlements	—	464	—	2,316
Australia	—	149	—	181
Austria-Hungary	—	738	—	...
Belgium	—	6,912	—	...
France	—	1,062	—	...
Germany	—	5,168	—	143
Italy	—	105	—	...
Arabia	—	...	—	170
Japan	—	106	—	...
Persia	—	...	—	542
Siam	—	...	—	293
Turkey in Asia	—	...	—	567
Portuguese, East Africa	—	...	—	241
Zanzibar, &c.	—	...	—	318
United States	—	11,990	—	...
Other Countries	—	109	—	308
	—	156,791	—	11,466
<b>COIR, MANUFACTURES OF (excluding rope):</b>				
United Kingdom	—	...	177,070	103,791
Aden	—	...	493	284
Ceylon	3,718	1,909	4,532	3,041
Straits Settlements	—	...	348	232
Cape Colony	—	...	250	520
Mauritius	—	...	2,135	1,598
Natal	—	...	190	288
Australia	—	...	2,833	3,417
Austria-Hungary	—	...	2,591	1,564
Belgium	—	...	26,687	16,400
France	—	...	39,315	21,973
Germany	—	...	135,464	88,986
Holland	—	...	12,337	7,664
Italy	—	...	9,093	5,529
Portugal	—	...	450	270
Arabia	—	...	2,562	1,174
Persia	—	...	1,350	703
Turkey in Asia	—	...	5,065	2,160
Zanzibar, &c.	—	...	459	311
United States	—	...	14,673	7,789
Other Countries	38	73	310	269
	3,756	1,982	438,207	267,963
<b>EARTHENWARE AND PORCELAIN (excluding Earthenware Piping):</b>				
United Kingdom	—	75,818	—	3,489
Aden	—	...	—	512
Ceylon	—	417	—	1,511
China, Hong Kong	—	1,710	—	...
Straits Settlements	—	7,142	—	488
Mauritius	—	...	—	531
Austria-Hungary	—	1,099	—	...
Belgium	—	33,079	—	...
France	—	2,340	—	...
Germany	—	7,773	—	120
Holland	—	860	—	...
Italy	—	926	—	...
Arabia	—	...	—	1,058
China Treaty Ports	—	283	—	...
Japan	—	2,539	—	...
Persia	—	...	—	5,320
Turkey in Asia	—	...	—	1,928
Madagascar	—	...	—	119
Portuguese East Africa	—	...	—	724

## No. 11—continued.

QUANTITY and VALUE of IMPORTS and EXPORTS of PRINCIPAL ARTICLES in 1900-01,  
distinguishing COUNTRIES—continued.

ARTICLES AND COUNTRIES.	IMPORTS.		EXPORTS.	
	Quantity.	Value.	Quantity.	Value.
VII.—ARTICLES MANUFACTURED AND PARTLY MANUFACTURED—continued.				
EARTHENWARE, AND PORCELAIN (excluding Earthenware Piping)—continued.				
Zanzibar, etc	—	—	—	1,308
United States	—	248	—	—
Other Countries	—	83	—	514
	—	134,317	—	17,622
GLASS AND GLASSWARE:				
United Kingdom	—	100,579	—	2,683
Aden	—	—	—	1,736
Ceylon	—	471	—	2,012
China, Hong Kong	—	9,649	—	200
Straits Settlements	—	20,400	—	750
Mauritius	—	—	—	841
Austria-Hungary	—	160,179	—	144
Belgium	—	80,751	—	—
France	—	20,807	—	151
Germany	—	51,521	—	—
Holland	—	418	—	—
Italy	—	22,456	—	—
Arabia	—	—	—	775
China, Treaty Ports	—	23,378	—	—
Japan	—	11,030	—	—
Persia	—	—	—	13,939
Turkey in Asia	—	—	—	4,786
Abyssinia	—	—	—	125
Egypt	—	106	—	279
German, E and S.W. Africa	—	—	—	264
Madagascar	—	—	—	524
Portuguese, East Africa	—	—	—	2,231
Zanzibar, etc	—	—	—	1,277
United States	—	1,428	—	—
Other Countries	—	278	—	348
	—	503,451	—	33,065
HIDES AND SKINS (dressed and tanned):				
United Kingdom - Cwt.	1,103	27,121	414,290	2,533,510
Aden	—	—	149	619
Ceylon	672	2,338	609	5,196
China, Hong Kong	—	—	64	694
Straits Settlements	1,092	3,844	5,443	41,788
Austria-Hungary	—	—	73	777
Belgium	19	691	978	3,248
France	—	—	1,358	9,409
Germany	13	400	1,627	6,716
Italy	8	165	—	—
China, Treaty Ports	—	—	14	127
Japan	—	—	5,754	37,100
Persia	—	—	232	738
Turkey in Asia	—	—	260	1,028
Egypt	—	—	472	1,717
Zanzibar, &c.	—	—	88	395
United States	—	—	38,546	351,571
Other Countries	32	283	14	73
	2,980	35,002	469,969	2,996,706
INSTRUMENTS, APPARATUS, AND APPLIANCES, AND PARTS THEREOF:				
United Kingdom	—	246,306	—	7,135
Aden	—	—	—	130
Ceylon	—	973	—	1,296
China, Hong Kong	—	239	—	—
Straits Settlements	—	928	—	929
Natal	—	—	—	108
Austria-Hungary	—	7,374	—	200
Belgium	—	3,499	—	—
France	—	6,747	—	269
Germany	—	18,402	—	365
Italy	—	602	—	—
Arabia	—	—	—	199
Persia	—	—	—	400
Siam	—	—	—	148
Egypt	—	—	—	107
Zanzibar, &c.	—	—	—	496
United States	—	23,637	—	633
Other Countries	—	421	—	433
	—	309,128	—	12,848

## No. 11—continued.

QUANTITY and VALUE of IMPORTS and EXPORTS of PRINCIPAL ARTICLES in 1900-01,  
distinguishing COUNTRIES—continued.

ARTICLES AND COUNTRIES.	IMPORTS.		EXPORTS.	
	Quantity.	Value.	Quantity.	Value.
<b>VII.—ARTICLES MANUFACTURED AND PARTLY MANUFACTURED—continued.</b>				
<b>JEWELLERY AND PLATE :</b>				
United Kingdom	—	62,519	—	23,342
Aden	—	138	—	436
Ceylon	—	3,767	—	799
China, Hong Kong	—	9,408	—	342
Straits Settlements	—	887	—	1,248
Mauritius	—	—	—	307
Natal	—	385	—	202
Australia	—	—	—	199
Austria-Hungary	—	8,821	—	270
Belgium	—	681	—	—
France	—	4,227	—	361
Germany	—	2,635	—	507
Italy	—	1,181	—	—
China, Treaty Ports	—	1,064	—	950
Japan	—	173	—	—
Persia	—	—	—	207
Philippine Islands	—	—	—	113
Siam	—	—	—	3,685
Egypt	—	—	—	667
Portuguese East Africa	—	—	—	618
Zanzibar, &c.	—	179	—	3,522
United States	—	262	—	—
Other Countries	—	178	—	417
	—	96,505	—	38,192
<b>LAC (excluding stick lac and lac-dye) :</b>				
United Kingdom	—	—	72,250	229,750
China, Hong Kong	—	—	986	3,603
Straits Settlements	—	—	523	1,389
Australia	—	—	1,143	3,251
Austria-Hungary	—	—	8,549	26,328
Belgium	—	—	1,935	6,066
France	—	—	10,396	32,156
Germany	—	—	43,613	132,577
Holland	—	—	11,813	35,896
Italy	—	—	2,006	5,710
Spain	—	—	110	310
China, Treaty Ports	—	—	43	125
Japan	—	—	430	1,337
Philippine Islands	—	—	66	187
United States	—	—	68,834	220,987
Other Countries	256	137	111	193
	256	137	222,765	699,865
<b>MATCHES :</b>				
United Kingdom	—	7,556	—	—
Aden	—	123	—	—
Ceylon	—	2,872	—	132
China, Hong Kong	—	3,463	—	—
Straits Settlements	—	66,263	—	—
Austria-Hungary	—	1,239	—	—
Belgium	—	46,447	—	—
Germany	—	24,967	—	—
Norway	—	15,448	—	—
Sweden	—	28,924	—	—
Arabia	—	—	—	1,037
Japan	—	68,070	—	102
Persia	—	—	—	852
Turkey in Asia	—	—	—	157
Portuguese East Africa	—	—	—	820
Other Countries	—	—	—	250
	—	265,372	—	3,350
<b>PAINTS AND COLOURS (including painters' materials) :</b>				
United Kingdom	—	208,266	—	12,713
Aden	—	—	—	1,149
Ceylon	—	400	—	413
China, Hong Kong	—	13,665	—	—
Straits Settlements	—	4,215	—	118
Austria-Hungary	—	1,491	—	—
Belgium	—	19,680	—	—
France	—	1,392	—	—
Germany	—	10,722	—	1,056
Holland	—	212	—	—
Italy	—	1,359	—	—
Arabia	—	2,488	—	352
Persia	—	1,264	—	392
Turkey in Asia	—	—	—	562
Portuguese East Africa	—	—	—	338
Zanzibar, &c.	—	—	—	390
United States	—	3,952	—	—
Other Countries	—	217	—	471
	—	269,323	—	17,954

## No. 11—concluded.

QUANTITY and VALUE of IMPORTS and EXPORTS of PRINCIPAL ARTICLES in 1900-01,  
distinguishing COUNTRIES—concluded

ARTICLES AND COUNTRIES.	IMPORTS		EXPORTS.	
	Quantity	Value.	Quantity.	Value.
<b>VII—ARTICLES MANUFACTURED AND PARTLY MANUFACTURED—continued.</b>				
<b>SOAP.</b>				
United Kingdom	95,558	102,623		
Ceylon	371	374	4,241	1,964
China, Hong Kong			136	708
Straits Settlements	216	205	42	139
Austria-Hungary	1,639	6,019		
Belgium	322	665		
France	18	175		
Germany	93	316		
Arabia			285	215
China, Treaty Ports			20	136
Persia			386	328
Turkey in Asia			1,048	767
Italy	1,440	3,446		
Egypt	66	165		
Portuguese East Africa			33	115
Zanzibar, &c			311	351
United States	393	2,112		
Other Countries	64	156	374	357
	100,180	116,256	6,876	5,080
<b>STATIONERY (including paper and pasteboard):</b>				
United Kingdom	—	336,595	—	1,268
Aden	—	—	—	842
Ceylon	—	514	—	4,641
China, Hong Kong	—	2,010	—	585
Straits Settlements	—	7,520	—	2,569
Mauritius	—	—	—	451
Austria-Hungary	—	89,057	—	—
Belgium	—	27,146	—	—
France	—	816	—	—
Germany	—	27,091	—	—
Holland	—	1,055	—	—
Italy	—	3,804	—	—
Norway	—	247	—	—
Sweden	—	1,879	—	—
Arabia	—	—	—	368
China, Treaty Ports	—	1,219	—	—
German East and South West Africa	—	—	—	170
Japan	—	1,028	—	—
Persia	—	896	—	4,102
Siam	—	—	—	206
Turkey in Asia	—	113	—	417
Egypt	—	142	—	—
Portuguese East Africa	—	—	—	637
Zanzibar, etc.	—	—	—	3,533
United States	—	11,969	—	171
Other Countries	—	149	—	287
	—	513,250	—	20,247
<b>TEA-CHESTS (entire or in sections):</b>				
United Kingdom	—	133,319	—	—
Ceylon	—	526	—	—
China, Hong Kong	—	6,173	—	—
Germany	—	9,986	—	—
Sweden	—	1,134	—	—
United States	—	175	—	—
Other Countries	—	68	—	—
	—	151,381	—	—
<b>UMBRELLAS:</b>				
United Kingdom	No	2,404,333	163,410	3,709
Aden	"	—	—	3,288
Ceylon	"	5,983	680	1,428
China, Hong Kong	"	78,034	2,128	—
Straits Settlements	"	289,313	4,192	1,210
Mauritius	"	—	—	2,267
Natal	"	—	—	3,122
Austria-Hungary	"	3,506	381	—
France	"	15,503	2,010	—
Italy	"	2,022	132	—
China, Treaty Ports	"	265	181	—
Japan	"	113,260	6,781	—
Persia	"	—	—	2,663
Siam	"	—	—	3,148
Turkey in Asia	"	—	—	3,144
German East Africa	"	—	—	4,096
Portuguese East Africa	"	—	—	6,780
Zanzibar, etc.	"	—	—	19,686
Other Countries	"	1,578	127	2,032
	"	2,913,797	180,022	56,573
<b>OTHER SORTS</b>				
	—	—	—	476,834
<b>TOTAL, ARTICLES MANUFACTURED AND PARTLY MANUFACTURED</b>				
	—	28,104,137	—	15,169,006
<b>GRAND TOTAL</b>				
	—	50,851,923	—	71,609,253

## QUANTITY and VALUE of IMPORTS of GOVERNMENT STORES into BRITISH INDIA.

ARTICLES.	1896-7.		1897-8.		1898-9.		1899-1900.		1900-1.	
	Quantity.	Value.	Quantity.	Value.	Quantity.	Value.	Quantity.	Value.	Quantity.	Value.
APPAREL (including boots and shoes, uniforms, &c., but excluding hosiery):		<i>Rupces.</i>		<i>Rupces.</i>		<i>Rupces.</i>		<i>£.</i>		<i>£.</i>
United Kingdom	—	408,590	—	648,220	—	415,940	—	19,990	—	41,486
Other Countries	—	—	—	540	—	3,070	—	99	—	20
	—	408,590	—	648,760	—	419,010	—	20,089	—	41,506
ARMS, AMMUNITION, AND MILITARY STORES:										
United Kingdom	—	1,259,900	—	2,285,780	—	3,073,840	—	59,975	—	131,538
Other Countries	—	35,870	—	11,060	—	120	—	5,731	—	59,709
	—	1,295,770	—	2,296,840	—	3,073,960	—	65,706	—	191,247
BOOKS AND PRINTED MATTER, (including maps, charts, &c.):										
United Kingdom	—	1,454,530	—	547,550	—	1,007,820	—	72,614	—	30,209
Other Countries	—	1,570	—	470	—	900	—	28	—	243
	—	1,466,100	—	548,020	—	1,008,720	—	72,642	—	30,452
BUILDING AND ENGINEERING MATERIALS:										
United Kingdom	—	133,300	—	262,620	—	268,080	—	16,882	—	14,530
Other Countries	—	160	—	300	—	1,030	—	184	—	0
	—	133,360	—	262,920	—	269,110	—	17,066	—	14,530
CHEMICALS, DRUGS, etc.:										
United Kingdom	—	429,810	—	335,730	—	326,500	—	30,640	—	22,273
Other Countries	—	—	—	—	—	680	—	104	—	26
	—	429,810	—	335,730	—	327,180	—	30,744	—	22,299
COAL, (including coke and patent fuel):	Tons.		Tons.		Tons.		Tons.		Tons.	
United Kingdom	23,006	503,900	14,066	301,320	20,295	396,320	57,816	76,654	15,079	29,129
Other Countries	15	270	—	—	50	670	998	1,063	70	200
	23,021	504,170	14,066	301,320	20,345	396,990	58,814	77,717	15,149	29,329
COTTON MANUFACTURES (including yarn):										
Piece Goods:	Yds.		Yds.		Yds.		Yds.		Yds.	
United Kingdom	1,271,013	583,490	1,031,167	419,380	560,279	218,020	959,823	21,516	797,970	17,242
Other sorts:										
United Kingdom	—	54,960	—	25,600	—	37,420	—	4,286	—	1,307
	—	638,450	—	444,980	—	255,440	—	25,802	—	18,549
EARTHENWARE AND PORCELAIN:										
United Kingdom	—	47,030	—	17,190	—	84,550	—	6,097	—	7,224
FLAX MANUFACTURES (including Yarn):										
Manufactures:										
United Kingdom	—	199,460	—	138,720	—	178,130	—	10,541	—	15,912
GLASS AND GLASSWARE:										
United Kingdom	—	185,360	—	134,870	—	143,540	—	8,883	—	19,801
Other Countries	—	90	—	—	—	160	—	36	—	23
	—	185,450	—	134,870	—	143,700	—	8,919	—	19,824
HARDWARE AND CUTLERY:										
United Kingdom	—	2,249,800	—	1,760,400	—	1,383,510	—	107,892	—	172,782
Other Countries	—	1,950	—	9,190	—	—	—	38	—	65
	—	2,251,750	—	1,769,590	—	1,383,510	—	107,930	—	172,847

## No. 12—continued.

## QUANTITY and VALUE of IMPORTS of GOVERNMENT STORES into BRITISH INDIA—continued

ARTICLES.	1896-7.		1897-8.		1898-9.		1899-1900.		1900-1.	
	Quantity.	Value.	Quantity.	Value.	Quantity.	Value.	Quantity.	Value.	Quantity.	Value.
<b>INSTRUMENTS AND APPARATUS.</b>		<i>Rupees.</i>		<i>Rupees</i>		<i>Rupees.</i>		<i>£</i>		<i>£</i>
United Kingdom	—	496,830	—	604,040	—	319,430	—	26,470	—	28,
Other Countries	—	15,630	—	5,090	—	5,940	—	1,110	—	1,
	—	512,460	—	609,130	—	325,370	—	27,580	—	29,
<b>LEATHER</b>										
United Kingdom	—	37,820	—	21,230	—	86,640	—	4,340	—	3,
<b>MACHINERY AND MILLWORK.</b>										
United Kingdom	—	711,250	—	724,990	—	742,210	—	124,057	—	84,
Other Countries	—	5,220	—	—	—	120	—	6,095	—	—
	—	716,470	—	724,990	—	742,330	—	130,152	—	84
<b>METALS.</b>	<i>Cwt.</i>		<i>Cwt.</i>		<i>Cwt.</i>		<i>Cwt.</i>		<i>Cwt.</i>	
United Kingdom	819,810	5,266,360	857,861	4,637,470	395,225	3,764,870	626,225	343,544	505,327	346,
Other Countries	10	70	2,452	88,300	4,163	193,340	63,887	63,908	88	—
	819,820	5,266,430	860,313	4,725,770	399,388	3,958,210	690,120	407,452	505,365	346,
<b>PAPER AND PASTEBOARD</b>										
United Kingdom	—	223,380	—	337,830	—	199,920	—	17,264	—	23,
Other Countries	—	10	—	—	—	850	—	—	—	—
	—	223,390	—	337,830	—	200,770	—	17,264	—	23,
<b>PRINTING AND LITHOGRAPHING MATERIALS:</b>										
United Kingdom	—	115,830	—	119,720	—	98,300	—	6,475	—	6,
Other Countries	—	—	—	—	—	530	—	58	—	—
	—	115,830	—	119,720	—	98,830	—	6,533	—	6,
<b>RAILWAY PLANT AND ROLLING STOCK:</b>										
Locomotives, Carriages, Trucks, &c.										
United Kingdom	—	7,014,530	—	9,573,790	—	11,206,390	—	1,036,424	—	899,
Other Countries	—	—	—	8,550	—	169,890	—	86,472	—	47,
Materials for Construction:										
United Kingdom	—	17,007,080	—	16,164,850	—	8,961,080	—	514,643	—	708,
Other Countries	—	105,870	—	149,980	—	173,140	—	46,679	—	48,
	—	24,127,480	—	25,897,170	—	20,510,500	—	1,684,218	—	1,703,
<b>STATIONERY (excluding paper).</b>										
United Kingdom	—	383,910	—	361,110	—	249,870	—	24,528	—	19,
Other Countries	—	9,380	—	890	—	2,190	—	227	—	—
	—	393,290	—	362,000	—	252,060	—	24,755	—	20,
<b>TELEGRAPH MATERIALS:</b>										
United Kingdom	—	410,980	—	413,750	—	710,420	—	66,494	—	77,
Other Countries	—	3,720	—	2,010	—	600	—	95	—	—
	—	414,700	—	415,760	—	711,020	—	66,589	—	77,

## No. 12—concluded.

## QUANTITY and VALUE of IMPORTS of GOVERNMENT STORES into BRITISH INDIA—concluded.

ARTICLES.	1896-7.		1897-8.		1898-9.		1899-1900.		1900-1.	
	Quantity.	Value.	Quantity.	Value.	Quantity.	Value.	Quantity.	Value.	Quantity.	Value.
WOOL, MANUFACTURES OF:		Rupees.		Rupees.		Rupees.		£		£
Piece Goods:	Yds.		Yds.		Yds.		Yds.		Yds.	
United Kingdom	740,774	1,478,620	623,960	1,020,890	760,577	981,290	649,168	61,828	700,857	55,378
Other sorts:	Lbs.		Lbs.		Lbs.		Lbs.		Lbs.	
United Kingdom	28,000	45,190	54,494	28,490	22,055	13,910	39,426	1,044	11,400	653
	—	1,523,810	—	1,049,380	—	995,200	—	62,872	—	56,031
ALL OTHER ARTICLES (mainly manufactured)										
United Kingdom	—	2,246,640	—	2,047,450	—	1,712,980	—	167,990	—	144,550
Other Countries	—	71,160	—	249,130	—	51,650	—	18,568	—	17,659
	—	2,317,800	—	2,296,580	—	1,764,630	—	186,558	—	162,209
TOTAL IMPORTS OF GOVERNMENT STORES:										
United Kingdom	—	42,984,240	—	43,279,260	—	36,605,990	—	2,831,250	—	2,952,259
Other Countries	—	251,200	—	524,460	—	605,880	—	230,495	—	125,544
Total	—	43,235,440	—	43,803,720	—	37,211,870	—	3,061,745	—	3,077,803

## No. 13.

## QUANTITY and VALUE of EXPORTS (Indian and Foreign) of GOVERNMENT STORES from BRITISH INDIA.

ARTICLES.	1896-7.		1897-8.		1898-9.		1899-1900.		1900-1.	
	Quantity.	Value.	Quantity.	Value.	Quantity.	Value.	Quantity.	Value.	Quantity.	Value.
APPAREL:		Rupees.		Rupees.		Rupees.		£		£
United Kingdom	—	191,100	—	1,270	—	5,420	—	1,464	—	1,315
Other Countries	—	44,790	—	58,130	—	37,230	—	16,774	—	107,532
	—	235,890	—	59,400	—	42,650	—	18,238	—	108,847
ARMS AND AMMUNITION:										
United Kingdom	—	2,790	—	14,370	—	16,380	—	3,994	—	582
Other Countries	—	108,220	—	25,340	—	65,040	—	18,997	—	31,965
	—	108,220	—	25,340	—	65,040	—	18,997	—	32,547
BOOKS AND PRINTED MATTER (including Maps and Charts):										
United Kingdom	—	42,360	—	40,930	—	54,510	—	2,087	—	2,720
Other Countries	—	4,720	—	2,030	—	5,180	—	236	—	3,200
	—	47,080	—	42,960	—	59,690	—	2,323	—	5,920
CHEMICALS, DRUGS, MEDICINES, AND NARCOTICS.										
United Kingdom	—	360	—	250	—	28,220	—	1,380	—	665
Other Countries	—	12,740	—	7,680	—	17,630	—	1,036	—	1,320
	—	13,100	—	7,930	—	45,852	—	2,416	—	1,985
METALS:										
United Kingdom	—	110	—	12,480	—	44,300	—	669	—	11
Other Countries	—	1,490	—	406,920	—	31,540	—	3,370	—	3,965
	—	1,600	—	419,400	—	75,840	—	4,039	—	3,976
ALL OTHER ARTICLES (mainly Manufactured)										
United Kingdom	—	39,120	—	56,550	—	86,420	—	5,761	—	8,407
Other Countries	—	203,650	—	149,720	—	339,430	—	12,821	—	71,342
	—	242,770	—	206,270	—	425,850	—	18,582	—	79,749
TOTAL EXPORTS OF GOVERNMENT STORES:										
United Kingdom	—	276,700	—	263,010	—	252,310	—	15,955	—	13,700
Other Countries	—	421,290	—	692,070	—	530,210	—	55,469	—	219,324
Total	—	697,990	—	955,080	—	782,520	—	71,424	—	233,024



## TRADE with PRINCIPAL COUNTRIES, distinguishing PRINCIPAL ARTICLES, QUANTITIES.

ARTICLES.	1896-7.	1897-8.	1898-9.	1899-1900.	1900-1.
UNITED KINGDOM.					
Imports therefrom :					
Apparel (including Boots and Shoes) - - -	—	—	—	—	—
Arms, Ammunition, &c - - - - -	—	—	—	—	—
Books and Printed Matter - - - Cwt.	13,213	12,099	13,676	18,478	15,733
Building and Engineering Materials - - -	—	—	—	—	—
Carnages and Carts - - - - -	—	—	—	—	—
Chemicals - - - - -	—	—	—	—	—
Coal and Coke - - - - - Tons	397,092	230,887	306,499	317,453	734,336
Cotton :					
Raw - - - - - Cwt	12,427	6,018	26,041	105,681	123,256
Twist and Yarns - - - - - Lbs.	48,697,951	56,508,070	43,269,479	40,799,360	44,736,865
Piece Goods - - - - - Yds	1,980,513,103	1,835,788,123	2,045,887,512	2,166,388,709	1,972,150,917
Other Manufactures - - - - -	—	—	—	—	—
Drugs and Medicines - - - - -	—	—	—	—	—
Earthenware and Porcelain - - - - -	—	—	—	—	—
Flax Manufactures - - - - -	—	—	—	—	—
Glass and Glassware - - - - -	—	—	—	—	—
Hardware and Cutlery - - - - -	—	—	—	—	—
Instruments, Apparatus and Appliances - - -	—	—	—	—	—
Ivory, and Manufactures of - - - - -	—	—	—	—	—
Jewellery, &c. - - - - -	—	—	—	—	—
Leather, Saddlery and Harness, &c. - - -	—	—	—	—	—
Liquors Ale, &c - - - - - Gals	2,736,941	2,664,933	3,045,141	3,013,323	3,018,940
Spirits - - - - - "	632,783	622,991	677,202	675,838	664,777
Wines - - - - - "	179,816	168,917	167,443	156,482	173,384
Machinery and Millwork - - - - -	—	—	—	—	—
Metals. Copper - - - - - Cwt.	143,272	235,467	196,531	72,644	121,275
Iron - - - - - "	2,417,646	2,723,997	2,085,049	2,112,648	2,171,694
Lead - - - - - "	106,671	101,512	84,199	85,379	101,220
Steel - - - - - "	713,661	810,358	765,086	784,302	814,722
Other - - - - - "	40,528	59,284	76,260	73,332	69,429
Oils Mineral - - - - - Gals.	2,530,563	2,344,277	2,180,679	1,440,698	1,938,843
Paints, Colours, &c - - - - -	—	—	—	—	—
Paper, Pasteboard, &c. - - - - -	—	—	—	—	—
Provisions - - - - -	—	—	—	—	—
Railway Plant and Rolling Stock - - - - -	—	—	—	—	—
Salt - - - - - Tons	193,084	299,443	261,391	246,446	262,528
Silk Manufactures - - - - -	—	—	—	—	—
Soap - - - - - Cwt.	52,618	60,096	78,247	94,455	60,567
Stationery - - - - -	—	—	—	—	—
Sugar - - - - - Cwt.	12,634	46,385	35,582	65,435	145,619
Tea-chests - - - - -	—	—	—	—	—
Tobacco - - - - - Lbs.	1,026,360	1,280,999	1,257,703	1,391,796	1,066,684
Toys and requisites for Games - - - - -	—	—	—	—	—
Umbrellas - - - - - No.	2,631,731	2,890,283	2,236,976	2,588,272	2,404,333
Woollen Manufactures - - - - -	—	—	—	—	—
Other Articles - - - - -	—	—	—	—	—

## TRADE with PRINCIPAL COUNTRIES, distinguishing PRINCIPAL ARTICLES; VALUES.

ARTICLES.	1896-7.	1897-8.	1898-9	1899-1900.	1900-1:
UNITED KINGDOM.					
Imports therefrom:	<i>Rupces.</i>	<i>Rupces.</i>	<i>Rupces.</i>	£	£.
Apparel (including Boots and Shoes) - - - -	8,710,330	7,798,960	8,244,600	561,850	580,400
Arms, Ammunition, &c. - - - -	2,524,290	2,515,520	2,777,210	159,667	149,330
Books and Printed Matter - - - -	2,265,520	1,909,650	2,048,870	144,656	144,780
Building and Engineering Materials - - - -	1,226,360	1,451,080	1,546,420	99,730	111,063
Carriages and Carts - - - -	2,121,530	2,613,150	2,539,050	145,869	129,028
Chemicals - - - -	3,389,020	3,989,910	3,684,820	250,883	312,316
Coal and Coke - - - -	8,215,770	4,883,820	6,070,310	432,016	153,282
Cotton:					
Raw - - - -	286,460	143,850	611,630	169,382	252,504
Twist and Yarn - - - -	32,290,340	33,852,240	24,272,310	1,563,579	1,572,487
Piece Goods - - - -	253,492,040	217,450,780	233,576,260	16,880,865	16,963,475
Other Manufactures - - - -	4,653,780	4,023,980	4,646,220	395,084	404,371
Drugs and Medicines - - - -	2,725,230	2,844,080	2,712,960	183,293	219,287
Earthenware and Porcelain - - - -	1,380,570	1,261,800	1,121,540	75,617	75,818
Flax Manufactures - - - -	1,471,270	1,518,660	1,305,880	91,966	118,421
Glass and Glassware - - - -	1,715,990	1,687,950	1,616,140	112,588	100,579
Hardware and Cutlery - - - -	12,127,380	11,583,710	11,080,780	789,491	854,080
Instruments, Apparatus, and Appliances - - - -	2,653,150	2,586,020	2,847,190	208,527	246,306
Ivory, and Manufactures of - - - -	830,390	987,670	1,228,960	36,467	63,290
Jewellery, &c. - - - -	726,630	823,600	887,630	79,348	90,655
Leather, Saddlery, and Harness, &c. - - - -	1,906,810	1,771,410	1,846,450	118,661	110,175
Liquors: Ale, &c. - - - -	3,969,330	4,136,650	4,302,020	268,852	275,137
Spirits - - - -	5,602,540	5,322,190	5,508,570	360,696	362,029
Wines - - - -	2,168,280	1,868,650	1,900,540	115,033	119,382
Machinery and Millwork - - - -	34,667,460	28,172,210	30,136,730	1,616,862	1,444,291
Metals: Copper - - - -	6,143,890	9,975,420	8,333,000	254,602	434,035
Iron - - - -	19,160,530	21,424,600	16,079,820	1,237,788	1,471,544
Lead - - - -	1,494,970	1,402,700	1,167,060	88,238	120,491
Steel - - - -	5,088,430	5,700,920	5,311,000	399,359	487,954
Other - - - -	1,259,580	1,723,290	2,015,440	149,568	141,636
Oils: Mineral - - - -	1,470,440	1,391,420	1,258,120	64,573	89,610
Paints, Colours, &c. - - - -	2,516,290	2,554,990	2,474,580	177,148	208,266
Paper, Pasteboard, &c. - - - -	1,617,070	1,648,160	2,019,280	152,656	178,372
Provisions - - - -	6,756,200	6,842,130	6,579,640	435,322	475,239
Railway Plant and Rolling Stock - - - -	25,485,070	2,727,112	27,872,380	1,801,858	838,684
Salt - - - -	3,934,630	5,681,450	4,307,350	252,008	200,390
Silk Manufactures - - - -	3,191,830	2,647,030	2,873,830	146,776	221,974
Soap - - - -	1,070,060	1,166,260	1,198,040	96,813	102,623
Stationery - - - -	2,720,330	2,230,920	2,265,150	147,901	158,223
Sugar - - - -	266,160	864,640	742,330	76,398	149,596
Tea Chests - - - -	*	*	63,720	87,061	133,319
Tobacco - - - -	1,373,000	1,591,940	1,434,090	101,190	136,047
Toys and requisites for Games - - - -	1,038,860	870,700	938,230	74,887	72,596
Umbrellas - - - -	2,532,140	2,963,690	2,181,450	166,841	163,410
Woollen Manufactures - - - -	11,384,600	8,305,840	10,642,480	772,223	885,568
Other Articles - - - -	13,321,630	13,091,900	14,029,610	928,935	928,584
TOTAL - - - -	502,966,340	464,548,660	470,321,690	32,502,127	32,450,647

## No. 14—continued.

TRADE with PRINCIPAL COUNTRIES, distinguishing PRINCIPAL ARTICLES; QUANTITIES—continued.

ARTICLES.	1896-7.	1897-8.	1898-9.	1899-1900.	1900-1.
UNITED KINGDOM.					
Exports of Foreign Merchandise					
Apparel (including Boots and Shoes) - - -	—	—	—	—	—
Wool, Raw - - - - - Lbs.	13,011,377	14,069,037	10,613,696	9,759,834	6,810,552
Other Articles - - - - -	—	—	—	—	—
Exports of Indian Produce, &c					
Bristles and Fibres - - - - - Cwt	13,638	14,578	12,717	8,764	11,210
Chemicals Saltpetre - - - - - "	246,338	170,597	113,819	103,621	100,863
Caoutchouc, Raw - - - - - "	3,941	3,017	3,515	3,688	3,737
Coffee - - - - - "	105,722	114,048	155,290	157,500	139,989
Coir and Coir Manufactures - - - - - "	154,501	186,482	198,700	201,277	188,226
Cotton, Raw - - - - - "	379,459	206,062	216,777	132,590	381,022
Drugs, Medicines, and Narcotics - - - - - "	—	—	—	—	—
Dyeing and Tanning Materials.					
Cutch - - - - - "	78,047	72,674	42,919	88,880	70,198
Indigo - - - - - "	62,669	28,376	30,973	23,825	20,038
Myrabolams - - - - - "	551,409	361,320	496,416	561,572	459,717
Fodder, Bran, and Cattle-Food - - - - - "	—	—	—	—	—
Hemp, Raw - - - - - "	111,241	119,804	122,077	119,936	177,571
Hides and Skins :					
Raw - - - - - "	89,589	95,930	86,812	200,612	277,621
Dressed or Tanned - - - - - "	281,011	314,047	249,510	271,942	414,235
Horns - - - - - "	32,729	33,954	36,884	45,660	41,597
Jute					
Raw - - - - - "	6,749,066	8,125,174	4,968,254	4,505,652	5,439,197
Gunny Bags - - - - - No.	27,885,314	39,370,445	38,488,995	32,101,430	32,666,714
„ Cloth - - - - - Yards	23,826,381	18,676,281	20,414,900	29,242,100	75,817,531
Lac - - - - - Cwt.	115,747	104,695	71,067	90,806	75,568
Manures - - - - - Tons	37,610	34,813	33,999	47,888	46,629
Metals - - - - - Cwt	869,937	1,087,368	1,042,223	1,278,909	1,752,900
Mica - - - - - Cwt.	10,391	9,880	9,222	18,569	27,253
Oils - - - - -	—	—	—	—	—
Provisions - - - - -	—	—	—	—	—
Rice - - - - - Cwt	3,838,911	2,615,303	5,069,371	3,910,080	3,261,445
Seeds.					
Castor - - - - - "	117,542	270,323	431,940	257,873	320,155
Linseed - - - - - "	1,994,181	2,184,522	3,601,664	2,735,250	2,230,578
Rape - - - - - "	83,684	265,391	303,511	249,507	215,163
Silk, Raw - - - - - Lbs.	461,809	788,837	570,211	797,060	488,654
Spices - - - - - "	7,071,495	5,770,644	8,122,166	6,052,568	3,624,896
Sugar (mainly unrefined) - - - - - Cwt	1,056,988	447,143	253,700	528,139	242,814
Tea - - - - - Lbs.	135,456,884	137,655,857	139,245,995	154,161,492	166,171,556
Wheat - - - - - Cwt.	1,502,623	1,683,543	9,336,707	5,297,767	7,923
Wood (mainly Teak) - - - - - Cubic Tons	46,765	49,660	50,761	56,170	45,583
Wool, Raw - - - - - Lbs.	27,993,789	30,407,644	27,322,575	31,404,158	21,405,739
Woollen Manufactures - - - - -	—	—	—	—	—
Other Articles - - - - -	—	—	—	—	—

## TRADE with PRINCIPAL COUNTRIES, distinguishing PRINCIPAL ARTICLES; VALUES—continued.

ARTICLES.	1896-7.	1897-8.	1898-9.	1899-1900.	1900-1.
UNITED KINGDOM.					
Exports of Foreign Merchandise:	<i>Rupees.</i>	<i>Rupees.</i>	<i>Rupees.</i>	£	£
Apparel (including Boots and Shoes) - - -	881,840	783,690	825,260	51,805	55,105
Wool, Raw - - - - -	6,080,030	6,440,850	4,701,460	296,828	209,791
Other Articles - - - - -	2,746,740	2,915,040	2,948,140	204,670	190,746
TOTAL - - -	9,708,610	10,139,580	8,474,860	553,303	455,642
Exports of Indian Produce, &c.:					
Bristles and Fibres - - - - -	667,020	599,140	443,430	31,342	58,025
Chemicals, Saltpetre - - - - -	2,625,390	1,560,830	1,035,790	64,282	60,922
Caoutchouc, Raw - - - - -	569,230	463,960	710,040	48,182	49,327
Coffee - - - - -	8,333,700	8,353,540	11,362,540	634,348	499,790
Coir and Coir Manufactures - - - - -	1,403,430	1,669,840	1,788,270	117,797	111,120
Cotton, Raw - - - - -	8,878,590	4,235,450	4,118,840	139,815	707,297
Drugs, Medicines, and Narcotics - - - - -	838,620	1,331,740	1,203,010	162,523	159,095
Dyeing and Tanning Materials:					
Cutch - - - - -	1,530,530	1,410,700	893,100	116,321	85,234
Indigo - - - - -	16,540,750	6,532,740	7,175,400	372,746	269,874
Myrabolams - - - - -	2,339,780	1,364,910	1,814,320	131,158	103,979
Fodder, Bran, and Cattle-Food - - - - -	1,636,120	1,662,300	1,808,360	153,091	163,318
Hemp, Raw - - - - -	1,253,300	1,019,300	953,830	69,073	114,635
Hides and Skins:					
Raw - - - - -	4,137,570	4,687,110	4,258,260	540,342	692,735
Dressed or Tanned - - - - -	29,305,740	31,414,410	27,290,400	1,920,510	2,535,035
Horns - - - - -	1,012,220	880,070	933,870	68,438	60,680
Jute:					
Raw - - - - -	64,357,040	58,163,620	37,671,770	2,624,227	3,275,739
Gunny Bags - - - - -	5,902,500	7,575,470	7,157,360	452,427	475,970
" Cloth - - - - -	2,430,910	1,775,770	1,838,510	189,808	454,184
Lac - - - - -	7,845,230	5,118,800	3,410,800	289,049	238,085
Manures - - - - -	2,111,110	1,951,420	1,911,490	180,877	172,038
Metals - - - - -	628,580	596,570	581,640	76,770	155,012
Mica - - - - -	913,980	938,530	671,430	50,824	77,361
Oils - - - - -	1,792,270	1,938,160	2,086,790	168,800	139,834
Provisions - - - - -	886,030	919,160	943,330	68,797	55,975
Rice - - - - -	16,099,400	11,005,270	10,903,670	1,118,092	913,807
Seeds:					
Castor - - - - -	765,250	1,937,040	2,656,660	100,130	161,320
Linseed - - - - -	13,093,500	13,260,430	20,468,100	1,130,690	1,321,720
Rape - - - - -	546,807	1,678,120	1,627,070	91,754	102,458
Silk, Raw - - - - -	1,842,180	2,705,210	1,573,770	192,258	101,441
Spices - - - - -	1,324,890	1,126,670	1,693,670	94,116	66,874
Sugar (mainly unrefined) - - - - -	5,990,560	1,887,640	1,227,910	183,656	80,478
Tea - - - - -	74,833,650	74,550,740	73,192,130	5,527,452	5,768,524
Wheat - - - - -	6,568,710	9,295,510	45,323,850	1,409,075	2,546
Wood (mainly Teak) - - - - -	5,376,770	6,382,960	6,879,180	502,230	402,378
Wool, Raw - - - - -	12,197,280	13,359,330	12,287,620	892,101	590,692
Woollen Manufactures - - - - -	1,476,060	1,586,510	1,571,020	116,347	133,411
Other Articles - - - - -	8,408,350	7,022,940	8,592,950	569,810	557,454
TOTAL - - -	316,463,040	291,962,010	320,060,180	20,589,258	20,918,367

## No. 14—continued.

TRADE with PRINCIPAL COUNTRIES, distinguishing PRINCIPAL ARTICLES; QUANTITIES—continued.

ARTICLES	1896-7.	1897-8.	1898-9.	1899-1900.	1900-1
AUSTRIA-HUNGARY					
Imports therefrom					
Apparel (including Boots and Shoes) - - - - -	—	—	—	—	—
Cotton Manufactures - - - - -	—	—	—	—	—
Glass and Glassware - - - - -	—	—	—	—	—
Hardware and Cutlery - - - - -	—	—	—	—	—
Metals - - - - - Cwt	13,476	21,083	30,050	63,481	62,318
Paper and Pasteboard - - - - -	—	—	—	—	—
Sugar - - - - - Cwt	115,514	945,745	1,063,737	777,821	1,321,311
Woollen Manufactures - - - - -	—	—	—	—	—
Other Articles - - - - -	—	—	—	—	—
Exports of Foreign Merchandise :					
Miscellaneous Articles - - - - -	—	—	—	—	—
Exports of Indian Produce, &c					
Coffee - - - - - Cwt	7,061	5,280	9,139	2,667	1,101
Cotton, Raw - - - - - "	537,902	334,186	439,205	204,297	380,677
Indigo - - - - - "	11,307	9,850	10,332	6,983	7,490
Hides and Skins (mainly Raw) - - - - - "	45,958	83,825	65,510	73,103	108,639
Jute, Raw - - - - - "	238,215	536,097	319,732	420,547	700,198
Oilseeds - - - - - "	201,304	142,850	286,602	238,036	183,369
Other Articles - - - - -	—	—	—	—	—
BELGIUM.					
Imports therefrom .					
Cotton Manufactures - - - - -	—	—	—	—	—
Dyes, Aniline and Alizarine - - - - - Lbs.	4,201,547	3,741,273	4,188,846	3,868,263	3,330,349
Earthenware and Porcelain - - - - -	—	—	—	—	—
Glass and Glassware - - - - -	—	—	—	—	—
Hardware and Cutlery - - - - -	—	—	—	—	—
Matches - - - - -	—	—	—	—	—
Metals					
Copper - - - - - Cwt.	26,429	23,746	21,892	3,949	7,240
Iron - - - - - "	1,295,585	1,035,374	1,007,618	663,976	1,036,105
Steel - - - - - "	806,815	1,001,127	849,006	501,396	747,262
Other Articles - - - - - "	—	—	—	—	—
Exports of Foreign Merchandise					
Miscellaneous Articles - - - - -	—	—	—	—	—
Exports of Indian Produce, &c					
Cotton, Raw - - - - - Cwt	631,482	394,220	613,691	297,576	599,296
Dyeing and Tanning Materials - - - - - "	88,103	105,170	85,454	98,523	93,831
Hemp, Raw - - - - - "	83,052	76,646	113,653	141,498	131,206
Jute Manufactures - - - - - "	—	—	—	—	—
Manures - - - - - Tons	5,540	4,212	6,174	11,374	12,176
Seeds :					
Castor - - - - - Cwt.	132,497	173,033	173,258	179,495	123,390
Earthnuts - - - - - "	14,766	4,755	4,999	999	10,000
Linseed - - - - - "	84,304	224,686	419,036	263,396	329,711
Poppy - - - - - "	304,240	284,706	377,260	369,004	288,362
Rape - - - - - "	652,071	1,187,847	1,763,780	1,247,344	577,611
Til or Jinjli - - - - - "	231,025	406,684	578,340	223,313	383,897
Wheat - - - - - "	53,444	125,608	2,056,910	2,122,710	—
Other Articles - - - - -	—	—	—	—	—

## TRADE with PRINCIPAL COUNTRIES, distinguishing PRINCIPAL ARTICLES; VALUES—continued.

ARTICLES.	1896-7.	1897-8.	1898-9.	1899-1900.	1900-01.
<b>AUSTRIA-HUNGARY.</b>					
Imports therefrom :	<i>Rupees.</i>	<i>Rupees.</i>	<i>Rupees.</i>	£	£
Apparel (including Boots and Shoes) - - -	1,606,020	1,363,800	1,667,200	150,045	130,638
Cotton Manufactures - - - - -	2,002,860	1,734,170	2,223,240	163,643	136,158
Glass and Glassware - - - - -	1,667,970	1,327,010	1,799,090	150,320	160,179
Hardware and Cutlery - - - - -	992,070	890,850	710,410	84,080	110,092
Metals - - - - -	936,230	1,407,570	1,771,830	126,030	186,766
Paper and Pasteboard - - - - -	1,003,210	838,060	870,980	66,581	68,466
Sugar - - - - -	1,313,790	10,445,040	10,848,840	569,188	1,032,504
Woollen Manufactures - - - - -	1,972,910	959,750	1,625,550	111,402	89,735
Other Articles - - - - -	3,382,820	2,501,680	2,766,610	167,611	176,690
<b>TOTAL</b> - - -	<b>14,877,880</b>	<b>21,467,930</b>	<b>24,283,750</b>	<b>1,588,900</b>	<b>2,091,228</b>
Exports of Foreign Merchandise :					
Miscellaneous Articles - - - - -	67,790	45,900	103,339	9,633	8,084
Exports of Indian Produce, &c. :					
Coffee - - - - -	553,180	378,510	674,630	11,566	4,157
Cotton, Raw - - - - -	13,696,960	7,922,200	9,064,340	282,292	744,550
Indigo - - - - -	3,389,260	2,559,180	2,598,950	136,389	110,130
Hides and Skins (mainly Raw) - - - - -	2,260,420	3,671,950	2,963,000	226,218	316,053
Jute, Raw - - - - -	2,383,990	3,822,630	2,432,240	254,903	422,529
Oilseeds - - - - -	1,501,490	1,076,520	1,924,470	114,238	102,912
Other Articles - - - - -	1,181,550	1,581,600	1,214,170	108,583	104,627
<b>TOTAL</b> - - -	<b>24,966,850</b>	<b>21,012,590</b>	<b>20,871,800</b>	<b>1,134,189</b>	<b>1,804,958</b>
<b>BELGIUM.</b>					
Imports therefrom :					
Cotton Manufactures - - - - -	451,060	496,220	633,840	57,873	70,349
Dyes, Aniline and Alizarine - - - - -	3,605,160	3,096,290	2,959,240	0	151,098
Earthenware and Porcelain - - - - -	418,340	467,870	411,900	31,975	33,079
Glass and Glassware - - - - -	1,264,340	928,980	1,043,120	86,574	80,751
Hardware and Cutlery - - - - -	482,500	687,350	682,630	44,951	56,561
Matches - - - - -	231,890	473,980	570,170	32,116	46,447
Metals :					
Copper - - - - -	1,200,700	1,065,650	1,015,390	16,512	29,212
Iron - - - - -	7,153,730	5,969,820	5,590,460	284,444	487,479
Steel - - - - -	4,304,490	5,363,770	4,484,850	203,543	340,374
Other Articles - - - - -	4,924,820	4,298,460	4,912,720	305,024	324,962
<b>TOTAL</b> - - -	<b>24,037,030</b>	<b>22,848,390</b>	<b>22,304,320</b>	<b>1,224,021</b>	<b>1,620,312</b>
Exports of Foreign Merchandise :					
Miscellaneous Articles - - - - -	66,960	112,800	70,310	15,338	8,514
Exports of Indian Produce, &c. :					
Cotton, Raw - - - - -	15,786,430	9,100,370	12,437,240	400,672	1,106,393
Dyeing and Tanning Materials - - - - -	889,960	639,570	567,370	30,602	38,183
Hemp, Raw - - - - -	929,750	810,040	1,114,570	88,011	82,414
Jute Manufactures - - - - -	758,340	874,920	711,730	46,688	38,666
Manures - - - - -	311,400	230,280	331,980	40,913	43,340
Seeds :					
Castor - - - - -	843,090	1,254,230	1,040,080	47,211	61,740
Earthnuts - - - - -	112,000	38,040	32,870	441	5,133
Linseed - - - - -	580,020	1,400,200	2,537,110	112,779	193,031
Poppy - - - - -	2,388,100	2,014,660	2,469,900	156,580	163,055
Rape - - - - -	4,559,310	8,322,560	10,341,390	493,711	270,214
Til or Jinjuli - - - - -	2,039,240	3,478,770	4,613,430	127,424	225,151
Wheat - - - - -	235,230	759,930	9,861,020	561,578	0
Other Articles - - - - -	1,096,010	1,356,010	1,363,920	167,761	137,975
<b>TOTAL</b> - - -	<b>30,528,880</b>	<b>30,279,580</b>	<b>47,421,810</b>	<b>2,274,371</b>	<b>2,365,295</b>

No. 14—*continued.*TRADE with PRINCIPAL COUNTRIES, distinguishing PRINCIPAL ARTICLES; QUANTITIES—*continued.*

ARTICLES.	1896-7.	1897-8.	1898-9.	1899-1900.	1900-01
DENMARK.					
Imports therefrom :					
Miscellaneous Articles . . . . .	—	—	—	—	—
Exports (Foreign and Indian) :					
Miscellaneous Articles . . . . .	—	—	—	—	—
FRANCE					
Imports therefrom :					
Apparel (including Boots and Shoes) . . . . .	—	—	—	—	—
Clocks and Watches . . . . . No.	74,576	75,144	125,176	118,433	103,710
Cotton Manufactures . . . . .	—	—	—	—	—
Dyeing and Tanning Materials . . . . .	—	—	—	—	—
Liquors . . . . . Gals.	247,493	274,390	287,554	278,276	263,643
Silk Manufactures . . . . .	—	—	—	—	—
Other Articles . . . . .	—	—	—	—	—
Exports of Foreign Merchandise :					
Miscellaneous Articles . . . . .	—	—	—	—	—
Exports of Indian Produce, &c. :					
Coffee . . . . . Cwt.	71,871	76,856	83,543	96,853	75,268
Cotton, Raw . . . . . "	382,108	176,972	363,494	177,887	279,166
Hides and Skins, Raw . . . . . "	41,924	52,529	33,206	127,387	62,599
Horns . . . . . "	19,636	22,680	21,327	25,590	20,427
Indigo . . . . . "	11,822	10,632	9,196	10,709	7,752
Jute, Raw . . . . . "	571,592	722,369	454,151	641,417	1,215,321
Lac . . . . . "	10,530	11,018	9,763	10,946	10,396
Manures . . . . . Tons	9,977	10,347	4,709	15,720	15,344
Seeds					
Castor . . . . . Cwt.	450,630	431,393	432,294	357,192	339,475
Earthnuts . . . . . "	416,053	9,439	70,700	129,389	196,983
Linseed . . . . . "	1,011,559	856,180	1,658,340	1,194,326	851,923
Poppy . . . . . "	462,455	434,596	391,448	466,178	382,246
Rape . . . . . "	669,260	1,108,221	1,404,193	1,004,362	346,659
Til or Jinjili . . . . . "	881,701	1,066,051	1,623,199	1,420,078	809,564
Other . . . . . "	66,221	218,373	191,351	350,384	92,414
Silk, Raw . . . . . Lbs.	991,368	838,621	922,030	1,090,472	1,090,344
Wheat . . . . . Cwt.	239,785	342,122	3,228,791	876,848	0
Other Articles . . . . .	—	—	—	—	—
GERMANY.					
Imports therefrom :					
Apparel (including Boots and Shoes) . . . . .	—	—	—	—	—
Cotton Manufactures . . . . .	—	—	—	—	—
Glass and Glassware . . . . .	—	—	—	—	—
Hardware and Cutlery . . . . .	—	—	—	—	—
Liquors . . . . . Gals.	468,425	364,886	372,159	351,260	392,914
Metals . . . . . Cwt.	96,336	76,138	73,353	54,818	222,405
Salt . . . . . Tons	37,450	54,505	41,202	66,463	46,201
Sugar . . . . . Cwt.	758,806	1,203,309	413,971	60,526	401,993
Woollen Manufactures . . . . .	—	—	—	—	—
Other Articles . . . . .	—	—	—	—	—
Exports of Foreign Merchandise :					
Miscellaneous Articles . . . . .	—	—	—	—	—

## No. 15—continued.

## TRADE with PRINCIPAL COUNTRIES, distinguishing PRINCIPAL ARTICLES; VALUES—continued.

ARTICLES.	1896-7.	1897-8.	1898-9.	1899-1900.	1900-01.
<b>DENMARK.</b>					
Imports therefrom :	<i>Rupees.</i>	<i>Rupees.</i>	<i>Rupees.</i>	£	£
Miscellaneous Articles - . . . . .	7,580	4,270	17,700	586	187
Exports (Foreign and Indian) :					
Miscellaneous Articles - . . . . .	4,800	11,510	14,530	10,160	23,370
<b>FRANCE.</b>					
Imports therefrom :					
Apparel (including Boots and Shoes) - . . . . .	1,994,240	1,477,420	1,913,870	126,610	119,704
Clocks and Watches - . . . . .	643,770	507,080	729,220	48,606	47,787
Cotton Manufactures - . . . . .	230,950	364,940	677,590	54,645	84,716
Dyeing and Tanning Materials - . . . . .	427,090	629,580	537,530	39,734	44,642
Liquors - . . . . .	2,139,160	2,384,850	2,469,840	162,478	151,673
Silk Manufactures - . . . . .	1,298,440	773,190	2,012,190	100,925	101,197
Other Articles - . . . . .	2,467,400	2,690,900	1,978,210	150,923	189,226
TOTAL - . . . . .	9,200,960	8,827,960	10,318,450	683,921	738,945
Exports of Foreign Merchandise :					
Miscellaneous Articles - . . . . .	126,360	155,780	104,450	8,085	23,394
Exports of Indian Produce, &c. :					
Coffee - . . . . .	5,132,430	4,725,190	4,264,690	281,459	227,650
Cotton, Raw - . . . . .	9,744,940	4,336,090	7,601,340	244,859	543,845
Hides and Skins, Raw - . . . . .	2,251,270	3,084,520	1,795,860	404,699	229,495
Horns - . . . . .	506,490	493,660	443,470	36,192	28,190
Indigo - . . . . .	3,384,380	2,562,920	2,157,380	203,530	116,134
Jute, Raw - . . . . .	5,950,400	5,235,750	3,308,440	358,605	736,430
Lac - . . . . .	694,000	519,600	455,660	33,695	32,156
Manures - . . . . .	539,970	558,160	257,100	60,125	51,605
Seeds :					
Castor - . . . . .	2,990,060	3,097,580	2,555,520	142,260	167,665
Earthnuts - . . . . .	2,798,420	69,250	453,970	55,868	93,499
Linseed - . . . . .	6,886,960	5,375,850	9,965,820	476,018	509,124
Poppy - . . . . .	3,650,030	3,164,330	2,488,850	201,925	217,655
Rape - . . . . .	4,505,670	7,749,320	8,322,020	413,947	170,211
Til or Jinjuli - . . . . .	7,247,900	8,182,910	11,694,900	750,782	439,513
Other - . . . . .	333,840	848,200	934,890	106,276	29,812
Silk, Raw - . . . . .	2,997,370	2,235,210	2,714,370	245,136	228,071
Wheat - . . . . .	1,007,970	1,984,850	17,106,780	250,736	2
Other Articles - . . . . .	3,059,220	2,204,340	1,638,640	168,802	167,015
TOTAL - . . . . .	63,681,320	56,427,780	78,159,700	4,434,914	3,988,072
<b>GERMANY.</b>					
Imports therefrom :					
Apparel (including Boots and Shoes) - . . . . .	799,510	389,400	419,710	41,271	89,997
Cotton Manufactures - . . . . .	583,080	668,270	1,003,340	96,511	117,949
Glass and Glassware - . . . . .	917,720	628,460	733,910	55,150	51,521
Hardware and Cutlery - . . . . .	1,531,970	1,191,040	1,326,400	106,937	155,139
Liquors - . . . . .	1,256,120	971,260	1,017,990	65,055	74,364
Metals - . . . . .	1,047,250	943,420	948,170	70,492	166,181
Salt - . . . . .	807,040	1,158,470	808,270	62,163	62,833
Sugar - . . . . .	8,757,390	12,788,050	4,338,130	40,703	304,948
Woollen Manufactures - . . . . .	2,594,570	1,486,600	2,344,590	240,215	358,174
Other Articles - . . . . .	4,783,560	4,126,220	4,338,250	334,762	354,255
TOTAL - . . . . .	23,078,210	24,345,190	17,278,760	1,123,259	1,735,361
Exports of Foreign Merchandise :					
Miscellaneous Articles - . . . . .	112,520	68,460	89,490	11,419	8,820



## No. 15—continued.

## TRADE with PRINCIPAL COUNTRIES, distinguishing PRINCIPAL ARTICLES; QUANTITIES—continued.

ARTICLES.	1896-7.	1897-8.	1898-9.	1899-1900.	1900-01.
<b>GERMANY—continued.</b>					
Exports of Indian Produce :					
Coir and Manufactures of - - - - - Cwt.	59,439	68,227	83,831	111,089	135,879
Cotton, Raw - - - - - "	871,168	585,698	856,886	531,172	655,685
Fruit and Vegetables - - - - - "	—	—	—	—	—
Indigo and other Dyes, &c. - - - - - "	144,668	148,994	187,201	223,818	425,629
Hides and Skins, Raw - - - - - "	242,007	328,086	293,351	336,352	227,284
Jute, Raw - - - - - "	1,823,449	2,707,544	2,234,810	1,883,859	2,411,039
" Gunny Bags - - - - - No.	8,467,650	12,838,550	6,864,175	2,786,538	4,786,050
" Cloth - - - - - Yards	555,800	677,700	3,590,900	2,111,779	30,374,300
Lac - - - - - Cwt.	23,994	29,277	25,871	34,626	44,512
Manures - - - - - Tons	16,236	16,062	20,785	30,033	13,450
Rice - - - - - Cwt.	335,989	200,311	549,546	520,960	239,647
Seeds Rape - - - - - "	379,222	833,665	998,167	735,954	451,870
Linseed - - - - - "	1,185,259	818,294	2,185,499	1,850,954	1,203,226
Poppy - - - - - "	77,527	55,583	97,237	106,966	92,650
Til or Junjli - - - - - "	78,537	103,779	220,724	215,878	184,091
Wood (chiefly Teak) - - - - - "	—	—	—	—	—
Other Articles - - - - - "	—	—	—	—	—
<b>GIBRALTAR.</b>					
Imports therefrom .					
Miscellaneous Articles - - - - -	—	—	—	—	—
Exports (Foreign and Indian) thereto .					
Miscellaneous Articles - - - - -	—	—	—	—	—
<b>GREECE.</b>					
Imports therefrom					
Miscellaneous Articles - - - - -	—	—	—	—	—
Exports (Foreign or Indian) thereto					
Miscellaneous Articles - - - - -	—	—	—	—	—
<b>HOLLAND.</b>					
Imports therefrom :					
Cotton Manufactures - - - - -	—	—	—	—	—
Dyes, Aniline and Alizarine - - - - - Lbs.	1,314,120	2,278,916	3,322,238	2,652,787	3,052,993
Other Articles - - - - -	—	—	—	—	—
Exports of Foreign Merchandise :					
Miscellaneous Articles - - - - -	—	—	—	—	—
Exports of Indian Produce, &c. :					
Indigo - - - - - Cwt.	6,219	3,796	3,891	1,499	2,518
Lac - - - - - "	4,118	8,596	6,116	9,515	11,813
Seeds Linseed - - - - - "	535,961	104,366	350,209	208,513	198,169
Rape - - - - - "	14,005	95,274	26,055	79,377	23,512
Wheat - - - - - "	4,000	—	189,795	69,810	0
Other Articles - - - - - "	—	—	—	—	—
<b>ITALY.</b>					
Imports therefrom :					
Cotton Manufactures - - - - -	—	—	—	—	—
Corals - - - - - Lbs.	199,865	173,156	165,804	138,728	137,553
Dyes, Aniline - - - - - "	356,861	656,979	698,777	586,695	650,184
Silk Manufactures - - - - -	—	—	—	—	—
Other Articles - - - - -	—	—	—	—	—
Exports of Foreign Merchandise :					
Miscellaneous Articles - - - - -	—	—	—	—	—
Exports of Indian Produce, &c. :					
Cotton, Raw - - - - - Cwt.	667,584	500,792	605,774	370,343	420,655
Indigo and other Dyes - - - - - "	11,849	6,307	7,144	8,606	11,787
Hides and Skins, Raw - - - - - "	61,261	92,896	91,422	134,651	133,725
Jute, Raw - - - - - "	334,100	511,477	315,604	360,608	488,645
Seeds :					
Linseed - - - - - "	338,232	349,991	438,012	397,634	163,385
Til or Junjli - - - - - "	250,075	274,464	365,654	357,816	294,455
Other - - - - - "	194,240	170,175	214,608	182,615	179,892
Wheat - - - - - "	54,012	121,486	1,118,886	248,179	0
Other Articles - - - - - "	—	—	—	—	—

## No. 15—continued.

## TRADE with PRINCIPAL COUNTRIES, distinguishing PRINCIPAL ARTICLES; VALUES—continued.

ARTICLES.	1896-7.	1897-8.	1898-9.	1899-1900.	1900-01.
<b>GERMANY—continued.</b>					
Exports of Indian Produce :	<i>Rupees.</i>	<i>Rupees.</i>	<i>Rupees.</i>	£	£
Coir and Manufactures of - - - - -	568,220	673,320	790,830	72,982	89,386
Cotton, Raw - - - - -	21,850,770	14,324,790	17,499,030	762,294	1,186,319
Fruits and Vegetables - - - - -	20,300	225,670	444,260	49,040	44,672
Indigo and other Dyes, &c. - - - - -	3,676,160	2,251,080	2,441,170	157,599	135,608
Hides and Skins, Raw - - - - -	11,100,140	14,307,850	12,651,660	968,186	1,261,051
Jute, Raw - - - - -	18,019,970	19,907,120	16,242,900	1,089,106	1,465,199
"  Gunny Bags - - - - -	1,481,210	2,036,600	1,146,640	34,517	73,803
"  Cloth - - - - -	55,550	66,830	343,190	14,028	183,629
Lac - - - - -	1,611,160	1,364,380	1,209,060	109,858	134,514
Manures - - - - -	938,090	905,510	1,154,790	108,619	102,315
Rice - - - - -	1,582,130	1,158,830	2,631,810	165,523	106,046
Seeds : Rape - - - - -	2,655,080	5,857,230	5,925,880	281,026	211,184
Linseed - - - - -	7,747,890	4,981,730	12,654,430	734,866	671,286
Poppy - - - - -	609,670	387,620	617,170	46,061	54,732
Til or Jinjili - - - - -	673,990	927,070	1,845,070	126,914	106,640
Weed (chiefly Teak) - - - - -	158,060	154,730	243,130	24,916	57,082
Other Articles - - - - -	2,607,400	2,285,590	4,617,040	259,727	254,029
TOTAL - - -	75,355,790	71,815,950	82,458,060	5,009,262	6,137,495
<b>GIBRALTAR.</b>					
Imports therefrom :					
Miscellaneous Articles - - - - -	116,380	102,830	49,410	3,502	3,144
Exports (Foreign and Indian) thereto :					
Miscellaneous Articles - - - - -	277,990	448,380	28,640	3,175	7,356
<b>GREECE.</b>					
Imports therefrom :					
Miscellaneous Articles - - - - -	3,320	3,010	4,480	992	498
Exports (Foreign and Indian) thereto :					
Miscellaneous Articles - - - - -	139,800	79,550	80,640	2,769	1,720
<b>HOLLAND.</b>					
Imports therefrom :					
Cotton Manufactures - - - - -	841,670	947,150	1,111,800	83,982	134,446
Dyes, Aniline and Alizarine - - - - -	884,580	1,394,210	1,877,270	83,792	106,254
Other Articles - - - - -	674,800	549,520	532,940	39,210	46,205
TOTAL - - -	2,401,050	2,890,880	3,522,010	206,984	286,905
Exports of Foreign Merchandise :					
Miscellaneous Articles - - - - -	8,190	240	640	18	0
Exports of Indian Produce, &c. :					
Indigo - - - - -	1,614,580	851,830	647,860	27,529	36,829
Lac - - - - -	271,840	398,990	271,330	29,591	35,896
Seeds : Linseed - - - - -	3,631,610	624,420	2,018,360	88,120	125,637
Rape - - - - -	88,320	606,990	149,820	29,071	10,799
Wheat - - - - -	16,250	0	917,400	18,370	0
Other Articles - - - - -	356,250	507,110	513,690	91,318	104,106
TOTAL - - -	5,978,850	2,989,340	4,718,460	283,999	313,267
<b>ITALY.</b>					
Imports therefrom :					
Corals - - - - -	647,710	577,480	638,920	42,446	50,354
Cotton Manufactures - - - - -	461,360	821,220	1,159,870	152,019	152,694
Dyes, Aniline - - - - -	521,850	828,320	784,690	38,728	41,163
Silk Manufactures - - - - -	1,342,470	933,960	1,148,380	83,716	90,277
Other Articles - - - - -	1,673,780	1,830,650	1,837,420	176,503	216,465
TOTAL - - -	4,647,170	4,991,630	5,569,280	493,412	550,953
Exports of Foreign Merchandise :					
Miscellaneous Articles - - - - -	418,970	245,780	155,600	33,566	22,257
Exports of Indian Produce, &c. :					
Cotton, Raw - - - - -	16,265,480	11,329,010	12,290,130	539,818	799,176
Indigo and other Dyes - - - - -	1,095,710	636,400	708,970	42,279	48,268
Hides and Skins, Raw - - - - -	2,816,090	4,252,790	4,155,110	399,307	425,471
Jute, Raw - - - - -	3,437,540	3,748,250	2,423,220	220,986	303,334
Seeds :					
Linseed - - - - -	2,316,080	2,167,030	2,652,840	178,468	98,560
Til or Jinjili - - - - -	2,136,980	2,170,930	2,633,730	196,529	166,520
Other - - - - -	1,254,100	1,134,240	1,313,860	73,536	104,919
Wheat - - - - -	232,310	649,620	5,886,320	72,267	0
Other Articles - - - - -	725,340	653,390	986,350	85,521	95,731
TOTAL - - -	30,279,630	26,741,660	33,050,530	1,808,711	2,041,979

## TRADE with PRINCIPAL COUNTRIES, distinguishing PRINCIPAL ARTICLES; QUANTITIES—continued.

ARTICLES.	1896-7.	1897-8.	1898-9.	1899-1900	1900-01.
MALTA.					
Imports therefrom :					
Miscellaneous Articles - . . . . .	—	—	—	—	—
Exports (Foreign and Indian) thereto :					
Miscellaneous Articles - . . . . .	—	—	—	—	—
NORWAY.					
Imports therefrom :					
Miscellaneous Articles - . . . . .	—	—	—	—	—
Exports thereto :					
Miscellaneous Articles - . . . . .	—	—	—	—	—
PORTUGAL.					
Imports therefrom :					
Miscellaneous Articles - . . . . .	—	—	—	—	—
Exports thereto :					
Miscellaneous Articles - . . . . .	—	—	—	—	—
ROUMANIA.					
Exports thereto :					
Miscellaneous Articles - . . . . .	—	—	—	—	—
RUSSIA.					
Imports therefrom :					
Mineral Oils - . . . . . Gals.	45,483,752	50,672,226	50,940,879	57,688,254	67,350,856
Other Articles - . . . . .	—	—	—	—	—
Exports of Foreign Merchandise :					
Tea - . . . . . Lbs.	2,041,953	1,255,064	46,776	6,030	47,193
Other Articles - . . . . .	—	—	—	—	—
Exports of Indian Produce, &c. :					
Cotton, Raw - . . . . . Cwt.	3,131	1,187	2,021	41	26,517
Indigo - . . . . . "	4,698	2,311	2,829	2,620	4,093
Seeds - . . . . . "	148,991	51,650	69,427	60,006	21,000
Tea - . . . . . Lbs.	457,634	689,271	500,889	467,451	772,495
Other Articles - . . . . .	—	—	—	—	—
SPAIN.					
Imports therefrom :					
Miscellaneous Articles - . . . . .	—	—	—	—	—
Exports of Indian Produce, &c. :					
Cotton, Raw - . . . . . Cwt.	9,743	4,300	11,938	19,691	56,930
Jute, Raw - . . . . . "	126,758	215,559	78,982	68,203	254,289
Other Articles - . . . . .	—	—	—	—	—
SWEDEN.					
Imports therefrom :					
Iron and Steel - . . . . . Cwt.	74,173	79,023	55,964	25,925	12,201
Matches - . . . . .	—	—	—	—	—
Other Articles - . . . . .	—	—	—	—	—
Exports of Indian Produce, &c. :					
Miscellaneous Articles - . . . . .	—	—	—	—	—
TURKEY IN EUROPE.					
Imports therefrom :					
Miscellaneous Articles - . . . . .	—	—	—	—	—
Exports (Foreign and Indian) thereto :					
Miscellaneous Articles - . . . . .	—	—	—	—	—
ABYSSINIA, INCLUDING ERYTHREA.					
Imports therefrom :					
Miscellaneous Articles - . . . . .	—	—	—	—	—
Exports of Foreign Merchandise :					
Miscellaneous Articles - . . . . .	—	—	—	—	—
Exports of Indian Produce, &c. :					
Cotton Manufactures - . . . . . Cwt.	—	—	—	—	—
Grain and Pulse - . . . . . "	272,634	168,712	560,127	281,404	30,848
Other Articles - . . . . .	—	—	—	—	—

## No. 15—continued.

## TRADE with PRINCIPAL COUNTRIES, distinguishing PRINCIPAL ARTICLES; VALUES—continued.

ARTICLES.	1896-7.	1897-8.	1898-9.	1899-1900.	1900-01.
<b>MALTA.</b>					
Imports therefrom :	<i>Rupees.</i>	<i>Rupees.</i>	<i>Rupees.</i>	£	£
Miscellaneous Articles - . . . . .	3,245	1,828	1,087	3,537	957
Exports (Foreign and Indian) thereto :					
Miscellaneous Articles - . . . . .	7,825	2,693	4,066	3,721	3,379
<b>NORWAY.</b>					
Imports therefrom :					
Miscellaneous Articles - . . . . .	48,635	43,515	35,861	27,339	27,470
Exports (Indian) thereto :					
Miscellaneous Articles - . . . . .	—	—	277	—	—
<b>PORTUGAL.</b>					
Imports therefrom :					
Miscellaneous Articles - . . . . .	2,840	2,482	4,498	4,237	2,481
Exports (Indian) thereto :					
Miscellaneous Articles - . . . . .	—	24,854	35,790	32,947	18,563
<b>ROUMANIA.</b>					
Exports thereto :					
Miscellaneous Articles - . . . . .	—	—	—	—	15,590
<b>RUSSIA.</b>					
Imports therefrom :					
Mineral Oils - . . . . .	19,771,930	20,596,620	20,076,990	1,564,758	1,870,128
Other Articles - . . . . .	424,010	210,940	452,960	36,224	22,827
<b>TOTAL</b> . . . . .	20,195,940	20,807,560	20,529,950	1,600,982	1,892,955
Exports of Foreign Merchandise :					
Tea - . . . . .	1,673,850	984,100	29,240	251	1,911
Other Articles - . . . . .	21,720	25,400	44,310	678	1,485
<b>TOTAL</b> . . . . .	1,695,570	1,006,500	73,550	929	3,396
Exports of Indian Produce, &c. :					
Cotton, Raw - . . . . .	86,300	35,370	40,300	61	52,560
Indigo - . . . . .	1,013,640	304,510	544,690	30,199	33,201
Seeds - . . . . .	908,270	373,800	429,780	22,524	10,400
Tea - . . . . .	195,970	201,820	141,310	8,543	16,114
Other Articles - . . . . .	362,530	175,070	71,170	20,447	49,963
<b>TOTAL</b> . . . . .	2,566,710	1,090,570	1,227,250	81,774	162,238
<b>SPAIN.</b>					
Imports therefrom :					
Miscellaneous Articles - . . . . .	5,290	37,360	81,460	6,044	2,569
Exports of Indian Produce, &c. :					
Cotton, Raw - . . . . .	257,680	100,420	251,320	27,565	112,456
Jute, Raw - . . . . .	1,337,440	1,636,140	663,450	44,560	161,025
Other Articles - . . . . .	22,840	324,360	607,640	39,182	16,565
<b>TOTAL</b> . . . . .	1,717,960	2,060,920	1,522,410	111,307	290,046
<b>SWEDEN.</b>					
Imports therefrom :					
Iron and Steel - . . . . .	571,400	655,500	489,140	17,171	9,186
Matches - . . . . .	298,940	597,440	599,770	23,096	28,924
Other Articles - . . . . .	81,170	75,010	43,690	5,959	5,888
<b>TOTAL</b> . . . . .	951,510	1,328,150	1,132,600	46,226	43,998
Exports of Indian Produce, &c. :					
Miscellaneous Articles - . . . . .	196,820	114,260	184,110	3,471	28,387
<b>TURKEY IN EUROPE.</b>					
Imports therefrom :					
Miscellaneous Articles - . . . . .	15,390	25,680	27,060	93,885	115,064
Exports (Foreign and Indian) thereto :					
Miscellaneous Articles - . . . . .	829,170	696,390	914,130	36,986	50,534
<b>ABYSSINIA (INCLUDING ERYTHREA).</b>					
Imports therefrom :					
Miscellaneous Articles - . . . . .	63,260	132,700	43,890	5,272	3,204
Exports of Foreign Merchandise :					
Miscellaneous Articles - . . . . .	259,890	7,570	53,430	3,679	9,137
Exports of Indian Produce, &c. :					
Cotton Manufactures - . . . . .	470,720	18,760	263,550	15,432	34,012
Gram and Pulse - . . . . .	1,117,220	793,470	2,247,970	88,372	11,742
Other Articles - . . . . .	129,640	15,740	104,910	5,248	8,008
<b>TOTAL</b> . . . . .	1,717,580	827,970	2,616,430	109,052	53,762

## No. 14—continued.

TRADE with PRINCIPAL COUNTRIES, distinguishing PRINCIPAL ARTICLES; QUANTITIES—continued.

ARTICLES.	1896-7.	1897-8.	1898-9.	1899-1900.	1900-01.
CAPE COLONY.					
Imports therefrom :					
Miscellaneous Articles - - - - -	—	—	—	—	—
Exports of Foreign and Indian Produce, &c. :					
Jute, Gunny Bags - - - - -	No. 5,953,900	4,852,450	3,136,500	5,074,450	3,930,350
Rice - - - - -	Cwt. 144,241	108,592	180,466	167,788	170,314
Other Articles - - - - -	—	—	—	—	—
EGYPT.					
Imports therefrom :					
Cotton, Raw - - - - -	Cwts. 23,550	23,307	8,956	42,219	36,900
Salt - - - - -	Tons 33,002	21,785	30,464	25,578	23,630
Other Articles - - - - -	—	—	—	—	—
Exports of Foreign Merchandise					
Miscellaneous Articles - - - - -	—	—	—	—	—
Exports of Indian Produce, &c. :					
Hides, Raw - - - - -	Cwt. 14,165	19,778	23,740	19,813	11,631
Indigo - - - - -	" 12,482	14,659	14,403	12,940	14,572
Jute, Raw - - - - -	" 273,449	—	98,839	85,286	0
" Gunny Bags - - - - -	No. 7,659,700	7,281,800	8,874,750	5,697,850	7,751,000
Rice - - - - -	Cwt. 10,046,418	8,125,117	11,685,750	11,390,463	10,325,800
Seeds - - - - -	" 21,884	77,474	248,614	382,839	66,574
Wheat - - - - -	" 675	23	3,139,440	933,777	40
Wood - - - - -	—	—	—	—	—
Other Articles - - - - -	—	—	—	—	—
MADAGASCAR.					
Imports therefrom :					
Miscellaneous Articles - - - - -	—	—	—	—	—
Exports (Foreign and Indian) thereto :					
Miscellaneous Articles - - - - -	—	—	—	—	—
MAURITIUS.					
Imports therefrom :					
Sugar - - - - -	Cwt. 1,666,845	1,778,016	2,104,111	1,773,346	2,489,526
Other Articles - - - - -	—	—	—	—	—
Exports of Foreign Merchandise :					
Miscellaneous Articles - - - - -	—	—	—	—	—
Exports of Indian Produce, &c. :					
Grain and Pulse :					
Rice - - - - -	Cwt. 1,234,207	1,116,832	1,595,382	1,120,558	1,354,046
Wheat-flour - - - - -	" 146,679	125,830	151,359	109,249	95,109
Other sorts - - - - -	" 335,477	254,607	321,295	396,277	328,759
Other Articles - - - - -	—	—	—	—	—
NATAL.					
Imports therefrom :					
Miscellaneous Articles - - - - -	—	—	—	—	—
Exports of Foreign and Indian Produce, &c. :					
Rice - - - - -	Cwt. 301,123	137,915	303,376	300,021	234,687
Jute, Gunny Bags - - - - -	No. 2,389,800	2,261,500	2,457,750	3,344,350	1,982,950
Other Articles - - - - -	—	—	—	—	—
PORTUGUESE EAST AFRICA.					
Imports therefrom :					
Miscellaneous Articles - - - - -	—	—	—	—	—
Exports of Foreign Merchandise :					
Cotton Manufactures - - - - -	—	—	—	—	—
Other Articles - - - - -	—	—	—	—	—
Exports of Indian Produce, &c. :					
Cotton Manufactures - - - - -	—	—	—	—	—
Grain and Pulse - - - - -	134,527	26,999	61,407	53,616	216,597
Other Articles - - - - -	—	—	—	—	—

## No. 15—continued.

## TRADE with PRINCIPAL COUNTRIES, distinguishing PRINCIPAL ARTICLES; VALUES—continued.

ARTICLES.	1896-7.	1897-8.	1898-9.	1899-1900.	1900-01.
<b>CAPE COLONY.</b>					
Imports therefrom :	<i>Rupees.</i>	<i>Rupees.</i>	<i>Rupees.</i>	£	£
Miscellaneous Articles - - - - -	79,310	21,530	12,050	876	1,805
Exports of Foreign and Indian Produce, &c. :					
Jute, Gunny Bags - - - - -	1,833,580	1,267,440	796,770	89,802	75,464
Rice - - - - -	960,940	732,440	1,082,650	65,546	67,069
Other Articles - - - - -	638,200	929,640	835,100	39,709	48,790
<b>TOTAL - - - - -</b>	<b>3,432,720</b>	<b>2,929,520</b>	<b>2,714,520</b>	<b>195,057</b>	<b>191,323</b>
<b>EGYPT.</b>					
Imports therefrom :					
Cotton, Raw - - - - -	705,920	591,900	196,350	77,499	97,117
Salt - - - - -	633,730	298,530	414,650	23,013	21,443
Other Articles - - - - -	657,580	1,017,850	646,080	46,772	80,445
<b>TOTAL - - - - -</b>	<b>1,997,230</b>	<b>1,908,280</b>	<b>1,257,080</b>	<b>147,284</b>	<b>199,005</b>
Exports of Foreign Merchandise :					
Miscellaneous Articles - - - - -	232,860	226,910	180,300	8,925	13,440
Exports of Indian Produce, &c. :					
Hides, Raw - - - - -	420,810	620,450	804,380	47,028	29,643
Indigo - - - - -	2,832,920	3,348,270	3,239,090	193,501	220,396
Jute, Raw - - - - -	2,731,900	0	287,100	47,760	0
„ Gunny Bags - - - - -	2,612,330	2,303,810	2,822,290	127,250	188,220
Rice - - - - -	37,205,490	29,360,370	41,181,900	2,601,462	2,409,096
Seeds - - - - -	189,260	561,610	1,636,130	179,229	39,192
Wheat - - - - -	3,350	160	15,741,450	248,867	3
Wood - - - - -	518,560	1,114,320	671,930	5,128	4,347
Other Articles - - - - -	2,020,990	2,164,400	2,086,530	132,477	111,130
<b>TOTAL - - - - -</b>	<b>48,535,610</b>	<b>39,473,390</b>	<b>68,470,800</b>	<b>3,580,702</b>	<b>3,002,027</b>
<b>MADAGASCAR.</b>					
Imports therefrom :					
Miscellaneous Articles - - - - -	29,910	44,340	37,900	900	545
Exports (Foreign and Indian) thereto :					
Miscellaneous Articles - - - - -	534,110	344,870	140,920	6,128	19,406
<b>MAURITIUS.</b>					
Imports therefrom :					
Sugar - - - - -	17,535,910	16,410,370	19,181,100	1,068,222	1,598,639
Other Articles - - - - -	540,400	420,340	412,350	30,308	14,393
<b>TOTAL - - - - -</b>	<b>18,076,310</b>	<b>16,830,710</b>	<b>19,593,450</b>	<b>1,098,530</b>	<b>1,613,032</b>
Exports of Foreign Merchandise :					
Miscellaneous Articles - - - - -	1,021,160	733,850	555,580	40,938	37,578
Exports of Indian Produce, &c. :					
Gram and Pulse :					
Rice - - - - -	6,325,480	6,445,410	7,908,150	365,836	455,843
Wheat-flour - - - - -	1,083,160	1,091,210	1,172,670	49,476	47,834
Other Sorts - - - - -	1,365,660	1,436,490	1,406,130	75,770	98,025
Other Articles - - - - -	2,484,960	2,268,910	2,223,920	157,142	233,039
<b>TOTAL - - - - -</b>	<b>11,259,260</b>	<b>11,242,020</b>	<b>12,710,870</b>	<b>648,224</b>	<b>834,741</b>
<b>NATAL.</b>					
Imports therefrom :					
Miscellaneous Articles - - - - -	17,860	60,900	41,800	4,005	1,227
Exports of Foreign and Indian Produce, &c. :					
Rice - - - - -	1,638,490	923,700	1,748,660	109,413	89,108
Jute, Gunny Bags - - - - -	601,590	499,890	491,530	48,263	31,275
Other Articles - - - - -	2,142,440	1,596,640	1,566,360	89,535	136,370
<b>TOTAL - - - - -</b>	<b>4,382,520</b>	<b>3,020,230</b>	<b>3,846,550</b>	<b>247,211</b>	<b>256,853</b>
<b>PORTUGUESE EAST AFRICA.</b>					
Imports therefrom :					
Miscellaneous Articles - - - - -	262,030	352,300	124,020	18,951	14,568
Exports of Foreign Merchandise :					
Cotton Manufactures - - - - -	631,590	847,820	605,670	42,890	56,315
Other Articles - - - - -	429,120	356,850	339,360	26,337	42,967
<b>TOTAL - - - - -</b>	<b>1,060,710</b>	<b>1,204,670</b>	<b>945,030</b>	<b>69,227</b>	<b>99,282</b>
Exports of Indian Produce, &c. :					
Cotton Manufactures - - - - -	624,700	604,760	550,880	47,161	49,023
Gram and Pulse - - - - -	734,320	180,810	337,060	21,032	79,551
Other Articles - - - - -	404,930	306,290	307,570	28,003	33,585
<b>TOTAL - - - - -</b>	<b>1,763,950</b>	<b>1,091,860</b>	<b>1,195,510</b>	<b>96,196</b>	<b>162,159</b>

## TRADE with PRINCIPAL COUNTRIES, distinguishing PRINCIPAL ARTICLES; QUANTITIES—continued.

ARTICLES.	1896-7.	1897-8.	1898-9.	1899-1900.	1900-01.
RÉUNION.					
Imports therefrom :					
Miscellaneous Articles - - - - -	—	—	—	—	—
Exports of Foreign and Indian Produce, &c. :					
Rice - - - - - Cwt	348,543	149,195	253,027	188,640	277,190
Other Articles - - - - -	—	—	—	—	—
ZANZIBAR, PEMBA, MOMBASSA.					
Imports therefrom :					
Ivory, Unmanufactured - - - - - Lbs.	136,042	108,328	86,778	52,034	60,960
Spices (mainly Betelnuts) - - - - - "	5,088,903	3,810,023	7,657,378	7,814,431	5,370,325
Other Articles - - - - -	—	—	—	—	—
Exports of Foreign Merchandise					
Cotton Manufactures - - - - -	—	—	—	—	—
Other Articles - - - - -	—	—	—	—	—
Exports of Indian Produce, &c. :					
Cotton Manufactures - - - - -	—	—	—	—	—
Cereal and Pulse :					
Rice - - - - - Cwt.	335,128	356,433	921,520	458,462	613,418
Other Sorts (chiefly Wheat Flour) - - - - - "	63,588	63,713	415,977	111,983	183,637
Other Articles - - - - -	—	—	—	—	—
CANADA.					
Imports therefrom :					
Miscellaneous Articles - - - - -	—	—	—	—	—
Exports (Foreign and Indian) thereto :					
Miscellaneous Articles - - - - -	—	—	—	—	—
UNITED STATES.					
Imports therefrom :					
Cotton Piece Goods - - - - - Yards	5,140,967	10,552,971	6,015,276	4,343,568	8,687,634
Iron and Steel - - - - - Cwt	244	7,127	89,428	170,996	180,845
Oils, Mineral - - - - - Gals	19,312,244	25,967,322	23,602,079	15,043,622	9,798,257
Other Articles - - - - -	—	—	—	—	—
Exports of Foreign Merchandise :					
Miscellaneous Articles - - - - -	—	—	—	—	—
Exports of Indian Produce					
Caoutchouc, Raw - - - - - Cwt.	1,387	1,596	1,171	1,572	2,478
Chemicals Saltpetre - - - - - "	137,663	107,081	80,723	103,257	75,462
Indigo - - - - - "	22,492	21,643	20,390	11,860	17,957
Hides and Skins :					
Raw - - - - - "	120,219	211,995	198,525	491,639	413,448
Dressed or Tanned - - - - - "	49,112	40,244	34,558	40,868	38,546
Jute Raw - - - - - "	1,272,496	2,173,655	1,300,930	1,714,231	1,739,354
" Gunny Bags - - - - - No.	22,910,400	39,004,800	23,793,080	15,075,400	13,069,950
" Cloth - - - - - Yards	111,603,731	179,118,500	195,657,400	194,992,909	194,017,535
Lac (chiefly Shell) - - - - - Cwt	43,057	53,700	60,915	80,661	68,874
Oils, Vegetable - - - - - Gals	645,214	321,208	584,146	697,108	405,987
Tea - - - - - Lbs	784,962	929,704	1,413,624	2,744,854	1,765,529
Other Articles - - - - -	—	—	—	—	—
SANDWICH ISLANDS.					
Exports of Indian Produce, &c thereto :					
Jute, Gunny Bags - - - - - No	1,261,200	2,191,950	3,282,400	2,329,600	3,804,600
WEST INDIES.					
Imports therefrom :					
Miscellaneous Articles - - - - -	—	—	—	—	—
Exports of Foreign and Indian Produce, &c. :					
Rice - - - - - Cwt.	179,136	66,570	252,274	151,642	108,413
Linseed - - - - - "	71,173	89,347	21,826	76,558	0
Other Articles - - - - -	—	—	—	—	—

## No. 15—continued.

## TRADE with PRINCIPAL COUNTRIES, distinguishing PRINCIPAL ARTICLES; VALUES—continued.

ARTICLES.	1896-7.	1897-8.	1898-9.	1899-1900.	1900-01.
<b>RÉUNION.</b>					
Imports therefrom :	<i>Rupees.</i>	<i>Rupees.</i>	<i>Rupees.</i>	£	£
Miscellaneous Articles - - - - -	450	16,760	6,900	287	0
Exports of Foreign and Indian Produce, &c. :					
Rice - - - - -	1,851,380	903,600	1,093,970	49,295	73,970
Other Articles - - - - -	400,590	159,850	269,610	16,727	6,719
<b>TOTAL - - - - -</b>	<b>2,251,970</b>	<b>1,063,450</b>	<b>1,363,580</b>	<b>66,022</b>	<b>80,689</b>
<b>ZANZIBAR, PEMBA, AND MOMBASSA.</b>					
Imports therefrom :					
Ivory, Unmanufactured - - - - -	794,750	588,960	515,220	19,144	24,056
Spices (mainly Betelnuts) - - - - -	807,730	564,410	1,612,800	116,988	74,563
Other Articles - - - - -	448,070	403,180	220,550	26,597	17,252
<b>TOTAL - - - - -</b>	<b>2,050,550</b>	<b>1,556,550</b>	<b>2,348,570</b>	<b>162,729</b>	<b>115,871</b>
Exports of Foreign Merchandise :					
Cotton Manufactures - - - - -	1,412,150	1,362,020	1,294,310	77,430	64,216
Other Articles - - - - -	680,420	1,138,270	763,490	49,561	61,180
<b>TOTAL - - - - -</b>	<b>2,092,570</b>	<b>2,500,290</b>	<b>2,057,800</b>	<b>126,991</b>	<b>125,396</b>
Exports of Indian Produce, &c. :					
Cotton Manufactures - - - - -	1,983,970	1,588,720	1,483,600	92,745	49,913
Grain and Pulse :					
Rice - - - - -	1,943,170	1,972,990	4,402,880	130,684	167,599
Other Sorts (chiefly wheat flour) - - - - -	419,400	516,030	1,024,160	43,073	75,808
Other Articles - - - - -	1,055,440	1,241,060	1,524,080	88,911	126,073
<b>TOTAL - - - - -</b>	<b>5,401,980</b>	<b>5,318,800</b>	<b>8,434,720</b>	<b>355,413</b>	<b>419,393</b>
<b>CANADA.</b>					
Imports therefrom :					
Miscellaneous Articles - - - - -	4,030	10,740	6,190	18,110	600
Exports (Foreign and Indian) thereto :					
Miscellaneous Articles - - - - -	452,910	343,300	463,520	51,328	69,870
<b>UNITED STATES.</b>					
Imports therefrom :					
Cotton Piece Goods - - - - -	954,080	1,788,930	912,790	51,173	110,480
Iron and Steel - - - - -	4,720	35,780	466,090	70,850	104,161
Oils, Mineral - - - - -	9,073,910	10,805,200	9,549,190	469,189	320,043
Other Articles - - - - -	4,636,780	1,680,840	2,698,620	236,861	298,619
<b>TOTAL - - - - -</b>	<b>14,669,490</b>	<b>14,310,750</b>	<b>13,626,690</b>	<b>828,073</b>	<b>833,303</b>
Exports of Foreign Merchandise :					
Miscellaneous Articles - - - - -	47,920	13,860	31,140	3,047	10,179
Exports of Indian Produce, &c. :					
Caoutchouc, Raw - - - - -	197,330	238,610	201,410	16,522	33,119
Chemicals : Saltpetre - - - - -	1,552,940	986,910	727,840	62,972	46,445
Indigo - - - - -	5,718,270	5,166,370	4,066,410	208,758	228,825
Hides and Skins :					
Raw - - - - -	8,252,010	13,461,640	14,229,010	1,950,240	1,606,001
Dressed or Tanned - - - - -	6,996,190	5,407,390	4,167,620	377,198	351,571
Jute : Raw - - - - -	6,590,860	8,580,550	5,941,600	717,086	781,907
" Gunny Bags - - - - -	3,102,540	4,868,340	2,499,620	126,964	123,667
" Cloth - - - - -	10,261,030	15,102,290	16,015,330	1,098,852	1,143,157
Lac (chiefly Shell) - - - - -	2,945,070	2,754,160	2,969,240	257,739	221,061
Oils, Vegetable - - - - -	852,680	375,900	673,590	53,516	32,603
Tea - - - - -	443,850	526,050	534,880	65,281	41,949
Other Articles - - - - -	1,224,290	1,278,880	1,815,360	141,458	201,038
<b>TOTAL - - - - -</b>	<b>48,137,060</b>	<b>58,747,090</b>	<b>53,841,910</b>	<b>5,076,586</b>	<b>4,811,343</b>
<b>SANDWICH ISLANDS.</b>					
Exports of Indian Produce, &c., thereto :					
Jute : Gunny Bags - - - - -	205,090	322,600	445,690	21,386	38,840
<b>WEST INDIES.</b>					
Imports therefrom :					
Miscellaneous Articles - - - - -	640	900	3,860	240	278
Exports of Foreign and Indian Produce, &c. :					
Rice - - - - -	1,015,370	393,610	1,226,290	45,324	34,903
Linseed - - - - -	441,530	541,460	119,050	28,931	0
Other Articles - - - - -	81,360	95,290	249,250	12,687	27,803
<b>TOTAL - - - - -</b>	<b>1,538,260</b>	<b>1,030,360</b>	<b>1,594,590</b>	<b>86,942</b>	<b>62,706</b>



## TRADE with PRINCIPAL COUNTRIES, distinguishing PRINCIPAL ARTICLES; QUANTITIES—continued.

ARTICLES.	1896-7.	1897-8.	1898-9.	1899-1900.	1900-01.
ARGENTINE REPUBLIC.					
Exports of Indian Produce, &c. :					
Jute, Gunny Cloth - - - - - Yds.	24,961,900	31,253,500	44,292,800	53,939,300	21,827,100
Other Articles - - - - -	—	—	—	—	—
BRAZIL.					
Imports therefrom .					
Miscellaneous Articles - - - - -	—	—	—	—	—
Exports of Indian Produce, &c. :					
Rice - - - - - Cwt.	1,661,884	2,218,536	1,053,635	1,339,437	1,141,033
Other Articles - - - - -	—	—	—	—	—
BRITISH GUIANA.					
Exports of Foreign and Indian Produce, &c. :					
Rice - - - - - Cwt.	161,059	131,691	177,603	132,640	172,253
Other Articles - - - - -	—	—	—	—	—
CHILE.					
Exports of Indian Produce, &c. :					
Jute, Gunny Bags - - - - - No.	14,082,400	10,535,600	13,639,900	16,353,900	20,123,200
Rice - - - - - Cwt.	—	128,139	133,098	114,252	123,457
Other Articles - - - - -	—	—	—	—	—
PERU.					
Exports of Indian Produce, &c.					
Jute Manufactures - - - - -	—	—	—	—	—
Other Articles - - - - -	—	—	—	—	—
URUGUAY.					
Exports of Indian Produce, &c. :					
Jute Manufactures - - - - -	—	—	—	—	—
Other Articles - - - - -	—	—	—	—	—
ADEN :					
Imports therefrom :					
Salt - - - - - Tons	40,663	46,209	32,321	42,802	46,789
Other Articles - - - - -	—	—	—	—	—
Exports of Foreign Merchandise .					
Cotton Manufactures - - - - -	—	—	—	—	—
Other Articles - - - - -	—	—	—	—	—
Exports of Indian Produce, &c. :					
Cotton, Twist and Yarn - - - - - Lbs.	1,551,006	2,053,444	1,687,304	2,502,068	1,377,712
Cotton Manufactures - - - - -	—	—	—	—	—
Grain and Pulse .					
Jawar and Bajra - - - - - Cwt.	236,000	250,282	710,181	247,896	10,729
Rice - - - - - "	234,648	254,845	326,384	396,712	263,060
Wheat Flour - - - - - "	120,509	113,522	155,918	139,444	715,258
Tobacco - - - - - Lbs.	6,358,153	3,579,278	7,225,156	4,124,584	3,145,878
Other Articles - - - - -	—	—	—	—	—

## No. 15—continued.

TRADE with PRINCIPAL COUNTRIES, distinguishing PRINCIPAL ARTICLES; VALUES—continued.

ARTICLES.	1896-7.	1897-8.	1898-9.	1899-1900.	1900-01.
<b>ARGENTINE REPUBLIC.</b>					
Exports of Indian Produce, &c. :	<i>Rupees.</i>	<i>Rupees.</i>	<i>Rupees.</i>	£	£
Jute, Gunny Cloth - - - - -	2,585,300	3,095,100	3,780,190	320,581	153,376
Other Articles - - - - -	303,060	402,260	216,930	20,935	13,995
<b>TOTAL - - -</b>	<b>2,888,360</b>	<b>3,497,360</b>	<b>3,997,120</b>	<b>341,516</b>	<b>167,371</b>
<b>BRAZIL.</b>					
Imports therefrom :					
Miscellaneous Articles - - - - -	360	5,330	2,620	63	3
Exports of Indian Produce, &c. :					
Rice - - - - -	7,553,240	9,976,660	4,670,110	382,346	322,287
Other Articles - - - - -	0	4,830	0	0	0
<b>TOTAL - - -</b>	<b>7,553,240</b>	<b>9,981,490</b>	<b>4,670,110</b>	<b>382,346</b>	<b>322,287</b>
<b>BRITISH GUIANA.</b>					
Exports of Foreign and Indian Produce, &c. :					
Rice - - - - -	775,740	831,280	912,310	40,418	56,887
Other Articles - - - - -	343,790	197,530	160,460	35,152	13,009
<b>TOTAL - - -</b>	<b>1,119,530</b>	<b>1,028,810</b>	<b>1,072,770</b>	<b>75,570</b>	<b>69,896</b>
<b>CHILE.</b>					
Exports of Indian Produce, &c. :					
Jute, Gunny Bags - - - - -	2,517,800	1,657,550	1,849,960	176,098	231,499
Rice - - - - -	0	534,200	534,930	27,703	30,487
Other Articles - - - - -	29,660	13,150	5,910	1,754	1,541
<b>TOTAL - - -</b>	<b>2,547,460</b>	<b>2,204,900</b>	<b>2,390,800</b>	<b>205,555</b>	<b>263,527</b>
<b>PERU.</b>					
Exports of Indian Produce, &c. :					
Jute Manufactures - - - - -	89,830	144,420	207,320	25,982	32,068
Other Articles - - - - -	—	—	—	4,626	—
<b>TOTAL - - -</b>	<b>89,830</b>	<b>144,420</b>	<b>207,320</b>	<b>30,608</b>	<b>32,068</b>
<b>URUGUAY.</b>					
Exports of Indian Produce, &c. :					
Jute Manufactures - - - - -	135,360	243,320	376,260	16,471	17,933
Other Articles - - - - -	—	7,390	6,060	4,805	503
<b>TOTAL - - -</b>	<b>135,360</b>	<b>250,710</b>	<b>382,320</b>	<b>21,276</b>	<b>18,436</b>
<b>ADEN.</b>					
Imports therefrom :					
Salt - - - - -	590,480	634,120	469,410	40,285	47,413
Other Articles - - - - -	777,780	897,670	693,010	58,774	63,343
<b>TOTAL - - -</b>	<b>1,368,260</b>	<b>1,531,790</b>	<b>1,162,420</b>	<b>99,059</b>	<b>110,756</b>
Exports of Foreign Merchandise :					
Cotton Manufactures - - - - -	749,470	780,230	767,550	61,488	54,998
Other Articles - - - - -	816,110	705,620	644,720	34,725	34,395
<b>TOTAL - - -</b>	<b>1,565,580</b>	<b>1,485,850</b>	<b>1,412,270</b>	<b>96,213</b>	<b>89,393</b>
Exports of Indian Produce, &c. :					
Cotton, Twist and Yarn - - - - -	583,340	737,880	537,610	50,351	35,070
Cotton Manufactures - - - - -	1,667,590	1,942,640	1,612,850	125,175	89,726
Grain and Pulse :					
Jawar and Bajra - - - - -	834,560	1,037,040	2,515,150	57,032	3,302
Rice - - - - -	1,304,820	1,562,250	1,747,730	131,330	92,009
Wheat Flour - - - - -	834,750	929,210	1,109,700	65,390	48,245
Tobacco - - - - -	803,100	468,450	907,350	35,508	27,094
Other Articles - - - - -	2,615,840	2,274,720	2,215,010	124,876	141,962
<b>TOTAL - - -</b>	<b>7,840,900</b>	<b>8,483,740</b>	<b>10,645,400</b>	<b>589,662</b>	<b>437,408</b>

## No. 14—continued.

## TRADE WITH PRINCIPAL COUNTRIES, distinguishing PRINCIPAL ARTICLES; QUANTITIES—continued.

ARTICLES.	1896-7.	1897-8.	1898 9.	1899-1900.	1900-01.
ARABIA.					
Imports therefrom :					
Precious Stones and Pearls (unset) . . . . .	—	—	—	—	—
Provisions (mainly Dates) . . . . .	—	—	—	—	—
Other Articles . . . . .	—	—	—	—	—
Exports of Foreign Merchandise :					
Cotton Manufactures . . . . .	—	—	—	—	—
Other Articles . . . . .	—	—	—	—	—
Exports of Indian Produce, &c. :					
Cotton Manufactures . . . . .	—	—	—	—	—
Grain and Pulse :					
Rice . . . . . Cwt.	735,489	857,619	1,684,438	842,279	760,242
Other Sorts . . . . . „	208,817	290,540	653,829	207,731	313,753
Other Articles . . . . .	—	—	—	—	—
CEYLON.					
Imports therefrom :					
Cocoanut Oil- . . . . . Gals.	1,561,924	2,600,819	1,407,599	902,900	1,087,117
Metals . . . . . Cwt.	10,626	32,537	9,494	19,061	20,196
Spices (chiefly Betelnuts) . . . . . Lbs.	12,756,751	13,401,961	11,568,195	10,838,343	12,152,387
Tea . . . . . „	748,127	1,059,716	1,108,686	570,161	1,496,700
Other Articles . . . . .	—	—	—	—	—
Exports of Foreign Merchandise :					
Miscellaneous Articles . . . . .	—	—	—	—	—
Exports of Indian Produce, &c. :					
Animals, Living . . . . . No.	119,479	169,291	165,643	246,373	280,126
Coal and Coke . . . . . Tons	93,635	105,039	215,132	181,512	369,186
Cotton Manufactures . . . . .	—	—	—	—	—
Grain and Pulse					
Rice . . . . . Cwt.	4,337,488	5,022,988	5,515,172	5,550,789	5,664,555
Other . . . . . „	235,093	233,543	251,107	221,961	177,191
Provisions . . . . .	—	—	—	—	—
Seeds . . . . . Cwt.	56,913	79,456	74,026	61,924	64,797
Spices . . . . . Lbs.	4,710,480	6,455,535	7,280,756	5,909,808	5,869,194
Wood (chiefly Teak) . . . . .	—	—	—	—	—
Other Articles . . . . .	—	—	—	—	—

## No. 15—continued.

## TRADE with PRINCIPAL COUNTRIES, distinguishing PRINCIPAL ARTICLES; VALUES—continued.

ARTICLES.	1896-7.	1897-8.	1898-9.	1899-1900.	1900-01.
<b>ARABIA.</b>					
Imports therefrom :	<i>Rupees.</i>	<i>Rupees.</i>	<i>Rupees.</i>	£.	£
Precious Stones and Pearls (unset) - - -	2,551,240	2,151,900	1,817,150	361,849	152,723
Provisions (mainly Dates) - - - - -	1,387,940	1,357,450	1,589,350	114,225	140,015
Other Articles - - - - -	1,007,720	1,483,360	1,031,440	62,743	86,012
<b>TOTAL - - -</b>	<b>4,946,900</b>	<b>4,994,710</b>	<b>4,437,940</b>	<b>538,817</b>	<b>378,750</b>
Exports of Foreign Merchandise :					
Cotton Manufactures - - - - -	1,545,430	1,804,000	1,456,770	98,226	83,120
Other Articles - - - - -	1,525,440	1,300,480	1,131,190	70,533	82,017
<b>TOTAL - - -</b>	<b>2,070,870</b>	<b>3,104,480</b>	<b>2,587,960</b>	<b>168,759</b>	<b>165,137</b>
Exports of Indian Produce, &c. :					
Cotton Manufactures - - - - -	555,540	508,860	430,770	32,194	28,589
Grain and Pulse :					
Rice - - - - -	4,219,720	5,088,990	8,204,660	274,332	269,729
Other Sorts - - - - -	1,173,600	1,627,210	2,857,120	70,596	56,027
Other Articles - - - - -	1,890,450	1,418,070	1,478,310	75,797	98,626
<b>TOTAL - - -</b>	<b>7,839,310</b>	<b>8,643,130</b>	<b>12,970,860</b>	<b>452,919</b>	<b>452,971</b>
<b>CEYLON.</b>					
Imports therefrom :					
Cocoanut Oil - - - - -	2,269,100	3,765,860	1,967,550	84,741	104,383
Metals - - - - -	141,110	911,770	84,160	20,227	40,513
Spices (chiefly Betelnuts) - - - - -	1,579,980	1,997,970	1,814,120	94,207	108,633
Tea - - - - -	381,860	530,260	480,590	16,081	37,495
Other Articles - - - - -	2,454,380	3,505,560	2,673,630	194,481	213,910
<b>TOTAL - - -</b>	<b>6,826,430</b>	<b>10,711,420</b>	<b>7,020,050</b>	<b>409,740</b>	<b>504,934</b>
Exports of Foreign Merchandise :					
Miscellaneous Articles - - - - -	1,347,760	1,007,490	1,028,580	77,864	101,975
Exports of Indian Produce, &c. :					
Animals, Living - - - - -	852,340	963,820	836,040	79,555	90,464
Coal and Coke - - - - -	974,750	1,067,940	2,176,470	129,045	268,424
Cotton Manufactures - - - - -	1,894,250	2,403,920	2,114,310	167,154	177,838
Grain and Pulse :					
Rice - - - - -	18,824,570	24,565,420	27,627,690	1,780,979	1,956,041
Other - - - - -	1,294,070	1,442,090	1,320,690	76,243	65,302
Provisions - - - - -	1,296,040	1,595,330	1,156,970	112,916	103,520
Seeds - - - - -	783,870	1,300,030	578,700	30,198	30,941
Spices - - - - -	412,400	960,030	824,040	35,554	52,773
Wood (chiefly Teak) - - - - -	641,890	901,020	622,170	56,605	66,455
Other Articles - - - - -	4,125,650	4,778,290	4,815,050	316,592	380,763
<b>TOTAL - - -</b>	<b>31,099,830</b>	<b>39,977,890</b>	<b>42,072,120</b>	<b>2,784,841</b>	<b>3,192,525</b>

## No. 14—continued.

TRADE with PRINCIPAL COUNTRIES, distinguishing PRINCIPAL ARTICLES; QUANTITIES—continued.

ARTICLES.	1896-7.	1897-8.	1898-9	1899-1900	1900-01
CHINA—HONGKONG.					
Imports therefrom :					
Drugs, Medicines, and Narcotics - - - -	—	—	—	—	—
Silk :					
Raw - - - - - Lbs.	1,544,972	1,199,321	1,193,043	803,667	888,639
Manufactures - - - - -	—	—	—	—	—
Sugar - - - - - Cwt.	139,310	291,175	183,682	316,975	487,439
Other Articles - - - - -	—	—	—	—	—
Exports of Foreign Merchandise					
Provisions - - - - -	—	—	—	—	—
Other Articles - - - - -	—	—	—	—	—
Exports of Indian Produce, &c. .					
Chemicals (chiefly Saltpetre) - - Cwt.	73,951	74,977	97,232	95,209	106,700
Cotton					
Raw - - - - - „	102,459	115,866	144,790	128,069	100,471
Twist and Yarn - - - - - Lbs.	106,782,042	114,026,650	128,621,701	107,631,420	71,967,472
Opium - - - - - Cwt.	41,240	40,133	44,354	45,147	44,833
Jute Manufactures - - - - -	—	—	—	—	—
Other Articles - - - - -	—	—	—	—	—
CHINA—TREATY PORTS.					
Imports therefrom :					
Silk :					
Raw - - - - - Lbs	264,687	347,062	588,972	493,391	1,107,029
Manufactures - - - - -	—	—	—	—	—
Tea - - - - - Lbs.	5,778,491	1,314,337	1,429,034	1,698,547	2,361,608
Other Articles - - - - -	—	—	—	—	—
Exports of Foreign Merchandise					
Miscellaneous Articles - - - - -	—	—	—	—	—
Exports of Indian Produce :					
Cotton					
Raw - - - - - Cwt.	60,821	35,153	138,711	156,517	8,744
Twist and Yarn - - - - - Lbs.	79,290,640	75,445,100	80,354,450	123,939,337	36,591,720
Piece Goods - - - - - Yds	14,044,011	4,409,988	3,837,386	6,051,556	783,560
Opium - - - - -	20,040	17,466	23,689	21,991	22,799
Other Articles - - - - -	—	—	—	—	—
COCHIN-CHINA.					
Imports therefrom .					
Miscellaneous Articles - - - - -	—	—	—	—	—
Exports of Indian Produce, &c.					
Opium - - - - - Cwt.	3,901	1,026	1,993	1,834	2,522
Other Articles - - - - -	—	—	—	—	—

## TRADE with PRINCIPAL COUNTRIES, distinguishing PRINCIPAL ARTICLES; VALUES—continued.

ARTICLES. -	1896-7.	1897-8.	1898-9.	1899-1900.	1900-1.
<b>CHINA—HONGKONG.</b>					
Imports therefrom :	<i>Rupees.</i>	<i>Rupees.</i>	<i>Rupees.</i>	£	£
Drugs, Medicines, and Narcotics - - - -	810,690	948,910	981,950	56,076	59,105
Silk :					
Raw - - - - -	5,395,090	3,241,470	3,469,680	138,094	192,414
Manufactures - - - - -	2,582,700	2,629,050	2,151,720	106,394	148,296
Sugar - - - - -	1,791,510	3,348,380	2,098,500	243,676	383,576
Other Articles - - - - -	3,624,450	2,750,720	2,806,910	190,289	284,293
TOTAL - - - - -	14,204,440	12,918,530	11,508,760	734,529	1,067,684
Exports of Foreign Merchandise :					
Provisions - - - - -	584,380	710,650	793,900	48,418	32,010
Other Articles - - - - -	686,680	659,330	579,030	42,442	30,978
TOTAL - - - - -	1,271,060	1,369,980	1,372,930	90,860	62,988
Exports of Indian Produce, &c. :					
Chemicals (chiefly Saltpetre) - - - -	835,560	847,790	1,075,980	66,295	76,559
Cotton :					
Raw - - - - -	2,422,480	2,686,090	3,166,220	200,543	194,525
Twist and Yarn - - - - -	38,157,220	38,611,930	38,342,950	2,045,645	1,662,544
Opium - - - - -	37,564,000	29,888,730	33,591,710	2,623,872	2,879,368
Jute Manufactures - - - - -	1,605,390	1,728,190	845,530	166,064	275,680
Other Articles - - - - -	1,932,060	1,820,430	2,393,300	197,960	193,280
TOTAL - - - - -	82,516,710	75,583,160	79,415,690	5,300,379	5,281,956
<b>CHINA—TREATY PORTS.</b>					
Imports therefrom :					
Silk					
Raw - - - - -	1,231,310	1,560,110	2,632,000	157,086	365,478
Manufactures - - - - -	1,616,720	1,103,030	1,424,660	81,144	113,293
Tea - - - - -	3,995,650	942,620	765,770	57,105	85,802
Other Articles - - - - -	442,770	385,830	587,700	34,394	65,869
TOTAL - - - - -	7,286,450	3,991,590	5,410,130	329,729	630,442
Exports of Foreign Merchandise :					
Miscellaneous Articles - - - - -	95,510	73,500	86,840	9,075	7,158
Exports of Indian Produce :					
Cotton :					
Raw - - - - -	1,515,940	852,510	2,929,030	241,462	17,606
Twist and Yarn - - - - -	29,467,500	26,933,530	24,027,730	2,347,082	870,512
Piece Goods - - - - -	1,849,250	528,590	428,250	51,469	7,130
Opium - - - - -	21,236,450	16,658,600	20,013,040	1,405,056	1,616,320
Other Articles - - - - -	233,410	270,040	265,390	31,549	35,021
TOTAL - - - - -	54,302,550	45,243,270	47,663,440	4,076,618	2,546,589
<b>COCHIN-CHINA.</b>					
Imports therefrom :					
Miscellaneous Articles - - - - -	7,150	267,100	480	37,020	133
Exports of Indian Produce, &c. :					
Opium - - - - -	3,263,100	690,200	1,408,880	99,420	154,390
Other Articles - - - - -	28,910	73,460	41,840	3,907	4,368
TOTAL - - - - -	3,292,010	763,660	1,450,720	103,327	158,758

## TRADE with PRINCIPAL COUNTRIES, distinguishing PRINCIPAL ARTICLES; QUANTITIES—continued.

ARTICLES.	1896-7.	1897-8.	1898-9.	1899-1900.	1900-01.
JAPAN.					
Imports therefrom :					
Coal - - - - - Tons	56,882	14,213	32,231	86,938	27,967
Matches - - - - -	—	—	—	—	—
Metals - - - - - Cwt.	19,019	12,167	16,253	2,987	536
Silk Manufactures - - - - - Yds.	2,418,125	4,014,483	4,561,225	3,078,507	10,235,875
Other Articles - - - - -	—	—	—	—	—
Exports of Foreign Merchandise :					
Miscellaneous Articles - - - - -	—	—	—	—	—
Exports of Indian Produce, &c. :					
Cotton :					
Raw - - - - - Cwt.	1,498,600	1,311,206	1,941,115	2,319,173	633,557
Twist and Yarn - - - - - Lbs.	634,800	354,020	40,000	180,000	0
Indigo - - - - - Cwt.	11,046	16,613	16,138	23,705	7,386
Rice - - - - - "	22	1,138,383	1,623,328	349,842	6
Other Articles - - - - -	—	—	—	—	—
JAVA.					
Imports therefrom :					
Sugar - - - - - Cwt.	97,458	140,485	162,500	258,188	225,247
Other Articles (mainly Tea) - - - - -	—	—	—	—	—
Exports of Foreign Merchandise :					
Miscellaneous Articles - - - - -	—	—	—	—	—
Exports of Indian Produce, &c. :					
Opium - - - - - Cwt.	1,174	813	806	520	1,099
Other Articles - - - - -	—	—	—	—	—
MALDIVE ISLANDS.					
Imports therefrom :					
Miscellaneous Articles - - - - -	—	—	—	—	—
Exports (Foreign and Indian) thereto .					
Miscellaneous Articles - - - - -	—	—	—	—	—
MEKRAN AND SONMIANI.					
Imports therefrom :					
Provisions - - - - -	—	—	—	—	—
Other Articles - - - - -	—	—	—	—	—
Exports of Foreign and Indian Produce, &c. :					
Gram and Pulse - - - - - Cwt.	74,353	89,402	106,281	39,816	36,128
Other Articles - - - - -	—	—	—	—	—

No. 15—*continued.*TRADE with PRINCIPAL COUNTRIES, distinguishing PRINCIPAL ARTICLES; VALUES—*continued.*

ARTICLES.	1896-7.	1897-8.	1898-9.	1899-1900.	1900-01.
<b>JAPAN.</b>					
Imports therefrom :	<i>Rupees.</i>	<i>Rupees.</i>	<i>Rupees.</i>	£	£
Coal - - - - -	836,510	203,350	496,910	84,135	32,076
Matches - - - - -	775,270	1,314,840	996,970	55,358	68,069
Metals - - - - -	802,570	493,460	671,320	10,805	2,108
Silk Manufactures - - - - -	1,593,380	2,417,970	2,454,130	116,807	333,374
Other Articles - - - - -	1,465,830	915,578	830,720	66,196	123,338
<b>TOTAL</b> - - -	<b>5,473,560</b>	<b>5,345,190</b>	<b>5,450,050</b>	<b>333,301</b>	<b>558,965</b>
Exports of Foreign Merchandise :					
Miscellaneous Articles - - - - -	183,280	154,770	224,500	13,220	8,929
Exports of Indian Produce, &c :					
Cotton .					
Raw - - - - -	37,603,320	32,562,060	41,147,760	3,730,422	1,223,251
Twist and Yarn - - - - -	249,380	129,090	15,000	3,833	0
Indigo - - - - -	2,275,650	3,444,430	3,321,590	351,718	113,753
Rice - - - - -	130	4,386,840	6,644,870	87,859	4
Other Articles - - - - -	630,380	1,057,390	1,026,650	50,611	52,696
<b>TOTAL</b> - - -	<b>40,758,860</b>	<b>41,579,810</b>	<b>52,155,870</b>	<b>4,224,443</b>	<b>1,389,704</b>
<b>JAVA.</b>					
Imports therefrom :					
Sugar - - - - -	992,560	1,754,860	1,702,400	170,692	150,118
Other Articles (mainly Tea) - - - - -	412,240	326,630	255,660	12,221	27,405
<b>TOTAL</b> - - -	<b>1,404,800</b>	<b>2,081,490</b>	<b>1,958,060</b>	<b>182,913</b>	<b>177,523</b>
Exports of Foreign Merchandise :					
Miscellaneous Articles - - - - -	52,520	34,260	18,570	1,467	1,037
Exports of Indian Produce, &c. :					
Opium - - - - -	1,022,280	559,220	617,200	29,730	51,410
Other Articles - - - - -	310,370	679,980	278,940	17,537	90,924
<b>TOTAL</b> - - -	<b>1,332,650</b>	<b>1,239,200</b>	<b>891,140</b>	<b>47,267</b>	<b>142,334</b>
<b>MALDIVE ISLANDS.</b>					
Imports therefrom :					
Miscellaneous Articles - - - - -	87,630	99,430	59,880	60,410	5,669
Exports (Foreign and Indian) thereto :					
Miscellaneous Articles - - - - -	188,850	127,200	136,840	140,860	15,143
<b>MEKRAN AND SONMIANI.</b>					
Imports therefrom :					
Provisions - - - - -	255,650	372,290	340,120	20,910	27,122
Other Articles - - - - -	442,590	434,140	289,880	30,325	25,091
<b>TOTAL</b> - - -	<b>698,240</b>	<b>806,430</b>	<b>630,000</b>	<b>51,235</b>	<b>52,213</b>
Exports of Foreign and Indian Produce, &c. :					
Grain and Pulse - - - - -	315,440	360,970	331,820	12,193	12,103
Other Articles - - - - -	331,510	421,350	338,300	24,416	29,923
<b>TOTAL</b> - - -	<b>636,950</b>	<b>782,320</b>	<b>670,120</b>	<b>36,609</b>	<b>42,026</b>



## TRADE WITH PRINCIPAL COUNTRIES, distinguishing PRINCIPAL ARTICLES; QUANTITIES—continued.

ARTICLES.	1896-7.	1897-8.	1898-9.	1899-1900.	1900-01.
PERSIA.					
Imports therefrom :					
Cotton, Raw - - - - -	6,600	8,908	909	13,476	25,576
Precious Stones and Pearls (unset) - - - - -	—	—	—	—	—
Provisions - - - - -	—	—	—	—	—
Wool, Raw - - - - - Lbs.	3,320,358	3,283,827	2,480,416	2,577,416	1,943,564
Other Articles - - - - -	—	—	—	—	—
Exports of Foreign Merchandise :					
Cotton Twist and Yarn - - - - - Lbs.	922,333	1,423,472	1,092,090	1,348,332	863,426
Cotton Manufactures - - - - -	—	—	—	—	—
Metals - - - - - Cwt.	14,520	26,269	14,738	10,686	25,480
Sugar - - - - -	75,311	47,771	84,778	38,436	22,636
Tea - - - - - Lbs.	2,387,319	1,259,871	2,112,935	1,195,759	1,608,081
Other Articles - - - - -	—	—	—	—	—
Exports of Indian Produce, &c. :					
Indigo - - - - - Cwt.	3,663	7,473	6,389	3,466	6,959
Rice - - - - -	100,257	176,460	351,126	155,751	136,901
Tea - - - - - Lbs.	1,993,823	1,464,394	3,456,791	1,953,900	2,429,140
Other Articles - - - - -	—	—	—	—	—
PHILIPPINE ISLANDS.					
Imports therefrom :					
Miscellaneous Articles - - - - -	—	—	—	—	—
Exports (Foreign and Indian) thereto :					
Miscellaneous Articles - - - - -	—	—	—	—	—
SIAM.					
Imports therefrom :					
Teak - - - - - Cubic Tons	13,099	13,382	7,722	9,364	17,238
Other Articles - - - - -	—	—	—	—	—
Exports of Foreign and Indian Produce, &c. :					
Miscellaneous Articles - - - - -	—	—	—	—	—
STRAITS SETTLEMENTS.					
Imports therefrom :					
Metals Tin - - - - - Cwt.	35,436	37,740	27,622	16,274	21,096
Provisions (chiefly Fish) - - - - -	—	—	—	—	—
Silk, Raw - - - - - Lbs.	379,851	435,578	429,550	374,318	495,460
Spices: Betelnuts - - - - -	56,704,097	67,552,310	64,423,207	78,761,687	75,662,892
" Other - - - - -	3,793,437	5,743,258	3,129,503	2,814,939	2,939,995
Sugar - - - - - Cwt.	63,497	74,912	77,207	80,666	148,253
Other Articles - - - - -	—	—	—	—	—
Exports of Foreign Merchandise :					
Cotton Manufactures - - - - -	—	—	—	—	—
Other Articles - - - - -	—	—	—	—	—
Exports of Indian Produce, &c. :					
Cotton .					
Raw - - - - - Cwt.	47,849	38,391	56,080	16,845	3,969
Twist and Yarn - - - - - Lbs.	4,633,988	4,440,186	5,120,970	4,111,057	4,199,407
Manufactures - - - - -	—	—	—	—	—
Fodder, &c. - - - - -	—	—	—	—	—
Hides and Skins :					
Raw and Dressed - - - - - Cwt.	31,571	8,650	6,493	4,500	11,811
Jute. Gunny Bags - - - - - No.	20,234,575	16,096,250	24,239,410	21,346,586	31,400,340
Opium - - - - - Cwt.	19,196	18,026	21,379	22,863	24,610
Provisions - - - - -	—	—	—	—	—
Rice - - - - - Cwt.	3,746,988	3,364,846	5,537,559	4,235,067	5,525,128
Other Articles - - - - -	—	—	—	—	—

## TRADE WITH PRINCIPAL COUNTRIES, distinguishing PRINCIPAL ARTICLES; VALUES—continued.

ARTICLES.	1896-7	1897-8.	1898-9.	1899-1900.	1900-01.
<b>PERSIA.</b>					
Imports therefrom :	<i>Rupees.</i>	<i>Rupees.</i>	<i>Rupees.</i>	£	±
Cotton, Raw - - - - -	162,200	223,540	21,850	24,339	46,099
Precious Stones and Pearls (unset) - - -	2,412,900	1,891,970	1,676,030	232,067	115,983
Provisions - - - - -	1,602,440	1,717,980	1,618,440	128,493	125,841
Wool, Raw - - - - -	1,042,990	956,430	740,140	47,346	37,072
Other Articles - - - - -	1,801,500	2,352,740	1,804,920	144,049	150,803
<b>TOTAL - - -</b>	<b>6,859,830</b>	<b>6,919,120</b>	<b>5,839,530</b>	<b>551,955</b>	<b>475,798</b>
Exports of Foreign Merchandise : .					
Cotton Twist and Yarn - - - - -	554,910	805,370	554,280	46,507	32,409
Cotton Manufactures - - - - -	4,486,910	4,453,990	4,535,110	272,810	286,630
Metals - - - - -	318,080	462,170	274,570	14,934	33,490
Sugar - - - - -	909,050	544,470	929,060	29,171	18,046
Tea - - - - -	1,928,310	1,047,820	1,319,580	49,573	74,677
Other Articles - - - - -	991,670	1,307,730	953,820	83,945	93,931
<b>TOTAL - - -</b>	<b>9,188,930</b>	<b>8,621,550</b>	<b>8,566,420</b>	<b>496,940</b>	<b>539,183</b>
Exports of Indian Produce, &c. :					
Indigo - - - - -	673,020	1,316,820	1,086,480	36,408	75,136
Rice - - - - -	624,620	1,065,420	1,805,850	52,015	49,725
Tea - - - - -	1,318,540	877,730	1,686,970	60,210	76,281
Other Articles - - - - -	1,554,990	2,159,590	2,474,100	95,329	142,990
<b>TOTAL - - -</b>	<b>4,171,170</b>	<b>5,419,560</b>	<b>7,053,400</b>	<b>243,962</b>	<b>344,132</b>
<b>PHILIPPINE ISLANDS.</b>					
Imports therefrom :					
Miscellaneous Articles - - - - -	35,750	20,510	12,620	9,609	10,933
Exports (Foreign and Indian) thereto :					
Miscellaneous Articles - - - - -	306,850	231,130	38,020	5,285	66,868
<b>SIAM.</b>					
Imports therefrom :					
Teak - - - - -	941,060	1,018,510	575,560	49,631	93,599
Other Articles - - - - -	19,930	26,180	22,590	14,322	2,654
<b>TOTAL - - -</b>	<b>960,990</b>	<b>1,044,690</b>	<b>598,150</b>	<b>63,953</b>	<b>96,253</b>
Exports of Foreign and Indian Produce, &c. :					
Miscellaneous Articles - - - - -	398,660	460,580	423,950	26,877	37,631
<b>STRAITS SETTLEMENTS.</b>					
Imports therefrom :					
Metals : Tin - - - - -	2,145,890	2,158,300	1,570,780	85,377	135,809
Provisions (chiefly Fish) - - - - -	2,786,310	3,371,120	3,303,910	194,567	249,339
Silk, Raw - - - - -	1,816,200	1,690,780	1,758,770	83,764	110,916
Spices : Betelnuts - - - - -	2,685,560	3,423,940	4,394,220	332,850	320,614
"    Other - - - - -	912,720	1,197,740	974,850	59,560	67,870
Sugar - - - - -	769,560	816,520	898,250	60,083	104,467
Other Articles - - - - -	7,304,980	11,439,880	716,132	474,180	555,620
<b>TOTAL - - -</b>	<b>18,421,220</b>	<b>24,098,280</b>	<b>20,062,100</b>	<b>1,290,381</b>	<b>1,544,635</b>
Exports of Foreign Merchandise :					
Cotton Manufactures - - - - -	2,226,400	1,893,630	2,259,700	131,642	97,218
Other Articles - - - - -	991,520	800,080	1,035,930	72,967	59,466
<b>TOTAL - - -</b>	<b>3,217,920</b>	<b>2,693,710</b>	<b>3,295,630</b>	<b>204,609</b>	<b>156,684</b>
Exports of Indian Produce, &c. :					
Cotton :					
Raw - - - - -	1,041,730	842,660	939,810	21,810	7,032
Twist and Yarn - - - - -	1,994,510	1,797,160	1,800,720	98,124	110,922
Manufactures - - - - -	2,069,350	2,159,480	2,698,080	227,544	360,050
Fodder, &c. - - - - -	1,612,920	1,463,000	1,588,140	136,060	139,139
Hides and Skins :					
Raw and Dressed - - - - -	1,157,560	529,140	421,520	23,869	54,957
Jute : Gunny Bags - - - - -	3,921,010	3,269,890	4,611,890	288,709	426,341
Opium - - - - -	16,426,460	12,598,140	15,183,740	1,254,569	1,524,782
Provisions - - - - -	1,112,540	953,700	1,201,570	64,788	65,914
Rice - - - - -	14,902,900	13,309,800	20,488,390	1,023,615	1,420,237
Other Articles - - - - -	5,841,000	6,013,010	7,510,230	522,996	462,697
<b>TOTAL - - -</b>	<b>50,079,980</b>	<b>42,935,980</b>	<b>56,444,090</b>	<b>3,662,084</b>	<b>4,572,071</b>

## TRADE with PRINCIPAL COUNTRIES, distinguishing PRINCIPAL ARTICLES, QUANTITIES—concluded.

ARTICLES.	1896-7.	1897-8.	1898-9.	1899-1900.	1900-01.
SUMATRA.					
Imports therefrom :					
Mineral Oil - - - - - Gals.	558,271	7,540,866	4,443,562	—	—
Other Articles - - - - -	—	—	—	—	—
Exports of Foreign and Indian Produce, &c. :					
Miscellaneous Articles - - - - -	—	—	—	—	—
TURKEY IN ASIA (LEVANT AND BLACK SEA PORTS).					
Imports therefrom :					
Miscellaneous Articles - - - - -	—	—	—	—	—
Exports (Foreign and Indian) thereto :					
Indigo - - - - - Cwt.	2,651	3,851	4,286	2,005	1,899
Jute Manufactures - - - - -	—	—	—	—	—
Tea - - - - - Lbs.	1,558,848	976,361	1,459,205	1,463,341	2,451,884
Other Articles - - - - -	—	—	—	—	—
TURKEY IN ASIA (PERSIAN GULF PORTS).					
Imports therefrom :					
Grain and Pulse - - - - - Cwt	396,727	189,895	22,977	396,317	419,464
Horses - - - - - No	1,596	1,046	1,395	922	679
Provisions (chiefly Dates) - - - - -	—	—	—	—	—
Other Articles - - - - -	—	—	—	—	—
Exports of Foreign Merchandise :					
Cotton Manufactures - - - - -	—	—	—	—	—
Other Articles - - - - -	—	—	—	—	—
Exports of Indian Produce, &c. :					
Cotton Goods (including Twist and Yarn) - - - - -	—	—	—	—	—
Indigo - - - - - Cwt.	334	1,254	2,066	612	943
Jute, Gunny Bags - - - - - No.	1,149,450	593,555	613,000	1,320,330	1,643,685
Tea - - - - - Lbs	425,927	362,269	1,140,173	686,743	789,992
Other Articles - - - - -	—	—	—	—	—
AUSTRALIA.					
Imports therefrom :					
Horses - - - - - No.	5,179	3,657	5,736	4,950	8,340
Copper - - - - - Cwt	16,574	21,281	—	—	10,120
Other Articles - - - - -	—	—	—	—	—
Exports of Foreign Merchandise :					
Miscellaneous Articles - - - - -	—	—	—	—	—
Exports of Indian Produce, &c. :					
Jute Manufactures - - - - -	—	—	—	—	—
Oils (chiefly Castor and Linseed) - - - - - Gals.	661,195	786,934	880,195	773,569	716,758
Tea - - - - - Lbs	6,155,895	6,792,654	6,306,135	8,362,797	6,774,652
Other Articles - - - - -	—	—	—	—	—

## No. 15—concluded.

TRADE with PRINCIPAL COUNTRIES, distinguishing PRINCIPAL ARTICLES ; VALUES—concluded.

ARTICLES.	1896-7.	1897-8.	1898-9.	1899-1900.	1900-01.
<b>SUMATRA.</b>					
Imports therefrom :	<i>Rupees.</i>	<i>Rupees.</i>	<i>Rupees.</i>	£	£
Mineral Oil - - - - -	254,480	3,289,780	1,344,290	0	0
Other Articles - - - - -	60	170	250,650	11,926	0
TOTAL - - -	254,540	3,289,950	1,594,940	11,926	0
Exports of Foreign and Indian Produce, &c. :					
Miscellaneous Articles - - - - -	32,760	33,150	3,390	5,104	8,804
<b>TURKEY IN ASIA (LEVANT AND BLACK SEA PORTS).</b>					
Imports therefrom :					
Miscellaneous Articles - - - - -	9,450	16,180	15,530	5,291	5,670
Exports (Foreign and Indian) thereto :					
Indigo - - - - -	775,700	988,540	1,078,910	33,830	30,888
Jute Manufactures - - - - -	975,660	761,580	636,070	29,868	64,633
Tea - - - - -	683,790	460,170	590,030	38,528	63,956
Other Articles - - - - -	220,450	94,520	84,020	12,332	22,153
TOTAL - - -	2,655,600	2,304,810	2,389,030	114,558	181,630
<b>TURKEY IN ASIA (PERSIAN GULF PORTS).</b>					
Imports therefrom :					
Grain and Pulse - - - - -	1,695,200	897,230	94,540	113,330	131,576
Horses - - - - -	751,050	314,200	434,300	19,203	14,720
Provisions (chiefly Dates) - - - - -	1,049,730	1,533,370	701,200	148,079	188,996
Other Articles - - - - -	411,050	168,060	224,740	12,636	22,148
TOTAL - - -	3,916,030	2,912,860	1,454,780	293,248	357,440
Exports of Foreign Merchandise :					
Cotton Manufactures - - - - -	732,560	636,910	649,480	45,302	36,941
Other Articles - - - - -	1,198,520	736,370	807,090	53,917	67,996
TOTAL - - -	1,931,080	1,373,280	1,456,570	99,219	104,937
Exports of Indian Produce, &c. :					
Cotton Goods (including Twist and Yarn) - - - - -	857,310	594,300	748,920	41,783	58,744
Indigo - - - - -	78,560	291,360	462,820	9,514	14,135
Jute, Gunny Bags - - - - -	294,540	140,400	150,260	21,241	26,937
Tea - - - - -	218,910	178,470	447,050	17,426	20,206
Other Articles - - - - -	1,141,040	1,144,530	1,286,840	76,590	77,246
TOTAL - - -	2,590,360	2,349,060	3,095,890	166,554	197,268
<b>AUSTRALIA.</b>					
Imports therefrom :					
Horses - - - - -	2,649,400	1,723,300	2,536,400	149,700	261,735
Copper - - - - -	721,250	936,360	0	0	40,593
Other Articles - - - - -	1,156,110	684,640	720,630	141,164	216,238
TOTAL - - -	4,526,760	3,344,300	3,257,030	290,864	518,566
Exports of Foreign Merchandise :					
Miscellaneous Articles - - - - -	107,480	11,740	53,140	2,486	2,342
Exports of Indian Produce, &c. :					
Jute Manufactures - - - - -	6,569,990	7,679,340	7,968,400	692,521	861,302
Oils (chiefly Castor and Linseed) - - - - -	854,140	1,097,360	1,214,000	75,024	78,701
Tea - - - - -	2,522,380	2,512,570	2,113,480	198,725	233,116
Other Articles - - - - -	1,842,250	1,069,390	1,455,680	98,394	100,852
TOTAL - - -	11,788,760	12,358,660	12,819,560	1,064,664	1,273,971

## IMPORTS OF TREASURE FROM DIFFERENT COUNTRIES.

COUNTRIES		1896-7.	1897-8.	1898-9.	1899-1900.	1900-01.
		<i>Rupees.</i>	<i>Rupees.</i>	<i>Rupees.</i>	£	£
<b>GOLD</b>						
UNITED KINGDOM - - - - -		26,304,550	41,222,070	38,043,180	2,710,438	2,890,912
<b>BRITISH POSSESSIONS</b>						
Aden - - - - -	{ <i>Private</i>	386,740	190,920	624,320	45,288	51,858
	{ <i>Government</i>	0	0	0	619	17,758
Ceylon - - - - -		10,370	2,306,910	4,202,540	472,427	807,080
China, Hong Kong		4,246,690	7,649,970	6,488,660	480,540	479,922
Straits Settlements		63,350	179,360	144,510	5,749	34,431
Cape Colony - - - - -		33,840	0	0	330,000	4
Mauritius - - - - -		0	820	7,720	0	6
Natal - - - - -		0	0	14,680	125,000	1,210
Australia - - - - -		3,037,150	7,802,400	22,436,890	1,601,089	2,104,098
		7,778,140	18,130,380	33,919,320	3,060,712	3,496,367
<b>FOREIGN COUNTRIES</b>						
Austria-Hungary - - - - -		209,560	46,030	403,620	7,453	5,389
France - - - - -		1,531,460	2,737,340	2,042,090	146,269	40,093
Russia - - - - -		45,240	19,150	7,030	311	0
Arabia - - - - -		2,768,340	1,947,040	2,907,810	202,047	152,424
China, Treaty Ports		263,980	95,420	64,450	15,293	0
Japan - - - - -		0	0	30,530	1,204,146	985,337
Persia - - - - -		118,180	109,180	12,480	2,332	725
Turkey in Asia		160,260	246,370	291,780	9,415	2,481
Abyssinia - - - - -		23,140	8,390	42,490	0	85
Egypt - - - - -		5,422,460	8,104,790	10,584,000	271,178	344,216
Madagascar - - - - -		121,420	16,630	4,260	808	1,217
Portuguese East Africa		15,130	0	0	600	9,150
Zanzibar, &c		147,590	129,430	45,070	198	837
Other Countries - - - - -		2,340	0	2,430	1,331	2,780
		10,829,100	13,459,770	16,438,040	1,861,381	1,544,734
<b>TOTAL VALUE - - - - -</b>		44,911,790	72,812,220	88,400,540	7,632,531	7,932,013
,, QUANTITY OZ - - - - -		657,238	1,129,149	1,432,461	1,914,037	1,987,738
<b>SILVER</b>						
UNITED KINGDOM - - - - -		-	-	-	-	2,201,297
	{ <i>Private</i>	61,173,030	100,908,720	58,303,650	5,590,756	5,374,355
	{ <i>Government</i>					
<b>BRITISH POSSESSIONS :</b>						
Aden - - - - -	{ <i>Private</i>	488,110	835,800	2,187,110	25,555	52,606
	{ <i>Government</i>	0	7,110	38,360	109	1,043
Ceylon - - - - -		4,454,870	3,720,520	3,083,380	108,584	236,476
China, Hong Kong		156,390	1,362,890	2,772,320	105,780	6,368
Straits Settlements		1,124,780	1,140,160	893,910	22,842	13,448
Mauritius - - - - -	{ <i>Private</i>	1,054,580	2,304,000	1,279,650	2,637	7,317
	{ <i>Government</i>	4,110	0	0	0	0
Natal - - - - -		10	29,450	5,570	159	0
Australia - - - - -		12,363,260	11,292,190	7,202,920	210,245	308,910
		19,646,110	20,692,120	17,463,220	475,911	626,168
<b>FOREIGN COUNTRIES</b>						
Austria-Hungary - - - - -		2,630	17,790	72,460	19,737	5,965
France - - - - -		0	313,560	395,540	0	0
Arabia - - - - -		1,771,080	1,584,290	3,027,000	123,741	117,892
China, Treaty Ports		97,170	2,838,460	5,606,680	12,309	501
Japan - - - - -		10	93,500	1,070,630	32	120
Mekran and Somiani - - - - -		33,440	37,350	22,650	492	387
Persia - - - - -	{ <i>Private</i>	1,402,140	991,300	1,364,140	78,397	61,909
	{ <i>Government</i>	88,000	536,200	78,200	9,387	15,613
Philippine Islands - - - - -		0	121,360	0	0	0
Turkey in Asia		898,750	731,030	1,593,670	30,459	42,150
Abyssinia - - - - -		270	0	313,890	2,381	190
Egypt - - - - -		16,880	74,230	49,700	807	1,018
Portuguese East Africa		1,100	32,110	700	0	0
Zanzibar, &c		84,840	113,040	219,290	5,334	3,532
United States - - - - -		717,690	3,408,810	969,760	0	0
Other Countries - - - - -		700	80	4,380	183	1,398
		5,114,700	10,893,110	14,788,720	283,259	250,675
<b>TOTAL VALUE. - - - - -</b>		85,933,840	132,493,950	90,555,590	6,349,926	8,452,495
,, QUANTITY OZ. - - - - -		37,520,322	68,535,612	49,226,780	50,663,542	64,746,549

## No. 16—concluded.

## IMPORTS OF TREASURE FROM DIFFERENT COUNTRIES—concluded.

COUNTRIES		1896-7.	1897-8.	1898-9.	1899-1900.	1900-01.
		<i>Rupess</i>	<i>Rupess.</i>	<i>Rupess</i>	£	£
<b>TOTAL GOLD AND SILVER :</b>						
UNITED KINGDOM	{ Private	87,477,580	142,130,790	96,340,820	8,301,194	3,092,208
	{ Government	0	0	0	0	5,374,355
<b>BRITISH POSSESSIONS :</b>						
Aden	{ Private	874,850	1,026,720	2,811,430	70,844	104,464
	{ Government	0	7,110	38,360	728	18,801
Ceylon		3,465,240	6,027,430	7,285,920	581,011	1,043,557
China, Hong Kong		4,403,080	9,012,870	9,260,990	586,320	486,290
Straits Settlements		1,188,130	1,319,520	1,038,420	28,591	47,879
Cape Colony		33,840	0	0	330,000	4
Mauritius	{ Private	1,054,580	2,304,820	1,287,370	2,637	7,324
	{ Government	4,110	0	0	0	0
Natal		10	29,450	20,250	125,159	1,210
Australia		15,400,410	19,094,580	29,639,810	1,811,334	2,413,007
		27,424,250	38,822,500	51,382,550	3,536,624	4,122,536
<b>FOREIGN COUNTRIES .</b>						
Austria-Hungary		212,180	63,820	476,080	27,190	11,354
France		1,531,460	3,050,900	2,437,620	146,269	40,093
Russia		45,240	19,150	7,030	311	0
Turkey in Europe		660	0	3,730	0	0
Arabia		4,539,420	3,531,320	5,934,810	325,788	270,316
China, Treaty Ports		361,150	2,933,880	5,671,130	27,603	501
Japan		10	93,300	1,101,160	1,204,178	985,457
Mekian and Somiani		33,440	37,350	22,650	492	387
Persia	{ Private	1,520,320	1,100,480	1,376,620	80,729	62,634
	{ Government	88,000	536,200	78,200	9,387	15,613
Philippine Islands		0	121,360	0	0	0
Turkey in Asia		1,059,010	977,390	1,885,450	39,874	44,631
Abyssinia		23,420	8,390	356,380	2,381	275
Egypt		5,439,340	8,179,030	10,633,710	271,985	345,235
Madagascar		121,420	16,630	4,260	861	1,217
Portuguese East Africa		16,230	32,110	700	601	9,150
Zanzibar &c.		232,430	242,480	264,370	5,533	4,369
United States		717,690	3,408,810	969,760	0	0
Other Countries		3,040	80	6,830	1,457	4,177
		13,943,800	24,352,880	31,226,760	2,144,639	1,795,409
<b>GRAND TOTAL</b>		130,845,630	205,306,170	178,956,130	13,982,457	16,384,508

## No. 17.

## DESCRIPTION OF TREASURE IMPORTED.

	1896-7.	1897-8.	1898-9.	1899-1900.	1900-01.
	<i>Rupess.</i>	<i>Rupess.</i>	<i>Rupess.</i>	£	£
<b>GOLD :</b>					
Bullion	26,955,360	46,617,050	43,056,830	2,308,778	2,349,999
Coin : British	17,956,430	26,193,170	45,343,710	5,323,753	4,489,715
Other	0	0	0	0	1,092,299
<b>SILVER :</b>					
Bullion	74,990,510	120,524,940	78,625,090	5,959,455	7,937,025
Coin : Government of India, Rupees	10,201,390	11,048,260	4,758,000	307,036	349,574
British Dollars and other Coin	741,950	920,740	7,172,490	83,441	165,896

## No. 18.

## EXPORTS OF TREASURE TO DIFFERENT COUNTRIES.

COUNTRIES		1896-7.	1897-8.	1898-9.	1899-1900.	1900-01.
		Rupees.	Rupees.	Rupees	£	£
<b>GOLD.</b>						
UNITED KINGDOM	{ Private - Government -	21,408,510 0	23,251,720 0	23,230,600 0	1,330,114 0	2,748,045 4,500,000
<b>BRITISH POSSESSIONS.</b>						
Aden		256,770	5,000	0	3	13
Ceylon		0	0	0	500	0
China, Hong Kong		0	0	0	4	79,259
Straits Settlements		0	0	0	1,300	29,027
Other Possessions		30	0	0	0	20
		256,800	5,000	0	1,807	109,319
<b>FOREIGN COUNTRIES:</b>						
France		48,710	0	0	0	95
Arabia		123,930	11,480	52,780	2,837	946
Persia		10,380	21,770	14,160	1,104	665
Turkey in Asia		103,940	51,420	68,870	2,914	12,442
Egypt		28,000	385,940	0	0	0
Abyssinia		19,040	0	0	0	0
Other Countries		2,100	0	50	21	78
		336,100	470,610	135,860	6,876	14,226
<b>TOTAL, Value</b>		<b>22,001,410</b>	<b>23,727,330</b>	<b>23,366,460</b>	<b>1,338,797</b>	<b>7,370,590</b>
,, Quantity, Oz.		<b>347,873</b>	<b>397,114</b>	<b>410,461</b>	<b>353,225</b>	<b>1,881,000</b>
<b>SILVER:</b>						
UNITED KINGDOM		1,230	10	2,150	600	658
<b>BRITISH POSSESSIONS:</b>						
Aden	{ Private - Government -	274,720 99,880	100,000 0	500,290 0	541 0	10,000 0
Ceylon		10,023,760	9,611,630	9,867,500	667,000	413,868
China, Hong Kong		259,860	5,025,700	2,941,470	194,149	18,569
Straits Settlements		10,766,960	27,353,010	27,501,200	2,784,087	995,392
Mauritius		1,935,320	2,021,100	4,237,840	7,857	205,887
Natal		92,770	61,140	27,640	2,523	2,873
		23,453,270	44,172,580	45,075,940	3,656,158	1,646,589
<b>FOREIGN COUNTRIES:</b>						
France		30,580	24,440	6,000	293	0
Arabia		1,243,230	893,350	2,008,680	145,227	51,382
China, Treaty Ports		0	0	0	10,974	118,133
Japan		0	93,000	0	0	0
Mekran and Somiani	{ Private - Government -	0 15,080	3,000 43,780	7,750 29,400	120 3,565	2,140 1,880
Persia	{ Private - Government -	1,108,400 1,100	198,860 2,000	532,210 3,000	65,182 666	91,782 80
Siam		232,000	1,356,300	515,000	60,333	37,682
Turkey in Asia		12,770	15,400	2,200	0	10,382
Abyssinia		3,230	0	0	0	0
Egypt		160	400	920	0	0
Portuguese East Africa		77,000	0	2,220	0	55
Zanzibar, &c.		1,166,500	856,620	2,561,690	20,554	150,042
Other Countries	{ Private - Government -	28,000 1,000	400 99,000	590 0	1,790 0	0 3,535
		3,919,050	3,586,550	5,669,660	308,704	467,093
<b>TOTAL VALUE</b>		<b>27,373,550</b>	<b>47,759,140</b>	<b>50,747,750</b>	<b>3,965,461</b>	<b>2,114,340</b>
,, Quantity, Oz.		<b>11,591,234</b>	<b>24,250,995</b>	<b>26,061,351</b>	<b>32,017,260</b>	<b>64,746,549</b>

## No. 18—concluded.

## EXPORTS OF TREASURE TO DIFFERENT COUNTRIES—concluded.

COUNTRIES.	1896-7.	1897-8.	1898-9.	1899-1900.	1900-01.
<b>TOTAL GOLD AND SILVER:</b>	<i>Rupees.</i>	<i>Rupees.</i>	<i>Rupees</i>	£	£
UNITED KINGDOM - - - - -	21,409,740	23,251,750	23,232,740	1,330,714	2,748,703
{ <i>Private</i> - - - - -	0	0	0	0	4,500,000
{ <i>Government</i> - - - - -					
<b>BRITISH POSSESSIONS:</b>					
Aden - - - - -	531,490	105,000	500,290	545	10,013
{ <i>Private</i> - - - - -	99,880	0	0	0	0
{ <i>Government</i> - - - - -					
Ceylon - - - - -	10,023,760	9,611,630	9,867,500	667,500	413,868
China, Hong Kong - - - - -	259,860	5,025,700	2,941,470	194,153	97,827
Straits Settlements - - - - -	10,766,960	27,353,010	27,501,200	2,785,387	1,024,419
Mauritius - - - - -	1,935,320	2,021,100	4,237,840	7,857	205,887
Natal - - - - -	92,770	61,140	27,640	2,523	2,893
Australia - - - - -	30	0	0	0	0
	23,710,070	44,177,580	45,075,940	3,657,965	1,754,907
<b>FOREIGN COUNTRIES:</b>					
France - - - - -	79,280	24,430	6,000	293	95
Arabia - - - - -	1,367,160	904,820	2,061,470	148,063	52,327
China, Treaty Ports - - - - -	0	0	0	10,974	118,133
Japan - - - - -	0	93,000	0	0	0
Mekian and Sonmiani - - - - -	0	3,000	7,750	120	2,140
{ <i>Private</i> - - - - -	15,080	43,780	29,400	3,565	1,880
{ <i>Government</i> - - - - -					
Persia - - - - -	1,118,790	220,630	546,370	66,286	92,447
{ <i>Private</i> - - - - -	1,100	2,000	3,000	666	80
{ <i>Government</i> - - - - -					
Siam - - - - -	232,000	1,356,300	515,000	60,333	37,701
Turkey in Asia - - - - -	116,710	66,820	71,070	2,914	22,824
Abyssinia - - - - -	22,270	0	0	0	0
Portuguese East Africa - - - - -	28,160	386,340	920	0	55
Egypt - - - - -	77,000	0	2,220	33	0
Zanzibar, &c. - - - - -	1,166,500	856,620	2,561,690	20,574	150,042
Other Countries - - - - -	28,000	400	640	1,758	3,596
{ <i>Private</i> - - - - -	3,100	99,000	0	0	0
{ <i>Government</i> - - - - -					
	4,255,150	4,057,140	5,805,530	315,579	481,320
<b>GRAND TOTAL - - - - -</b>	<b>49,374,960</b>	<b>71,486,470</b>	<b>74,114,210</b>	<b>5,304,258</b>	<b>9,484,930</b>

## No. 19.

## DESCRIPTION OF TREASURE EXPORTED.

	1896-7.	1897-8.	1898-9.	1899-1900.	1900-01.
<b>GOLD:</b>	<i>Rupees.</i>	<i>Rupees.</i>	<i>Rupees.</i>	£	£
Bullion - - - - -	21,456,030	23,257,040	23,228,950	1,330,053	6,685,702
Coin: British - - - - -	545,380	470,290	137,510	8,744	663,781
Other - - - - -	0	0	0	0	21,107
<b>SILVER:</b>					
Bullion - - - - -	135,800	473,810	45,530	18,743	124,005
Government of India, Rupees - - - - -	16,146,210	15,379,870	20,173,770	954,711	934,686
British Dollars - - - - -	10,888,330	31,736,550	30,425,750	2,977,902	1,013,428
Other Coin - - - - -	203,210	168,910	102,700	14,105	42,221



DISTRIBUTION of PRIVATE IMPORT and EXPORT TRADE in MERCHANDISE according to PRESIDENCY or PROVINCE, distinguishing the PRINCIPAL PORTS

COUNTRIES.	IMPORTS					EXPORTS.				
	1896-7.	1897-8.	1898-9.	1899-1900.	1900-1.	1896-7.	1897-8.	1898-9.	1899-1900.	1900-1.
	<i>Rupees.</i>	<i>Rupees.</i>	<i>Rupees.</i>	£	£	<i>Rupees.</i>	<i>Rupees.</i>	<i>Rupees.</i>	£	£
<b>BENGAL :</b>										
Calcutta - -	301,263,690	278,549,500	278,444,380	19,774,184	21,196,306	446,343,880	441,396,590	449,866,580	33,052,254	36,149,339
Chittagong - -	1,514,960	1,844,230	1,024,130	62,993	37,904	6,024,640	6,306,120	5,801,800	373,091	440,772
Other Ports - -	23,690	13,020	21,550	2,054	11,888	3,234,930	3,586,640	3,860,090	83,049	172,849
TOTAL FOR } BENGAL }	302,802,340	280,406,750	279,490,060	19,839,231	21,246,098	455,603,450	451,289,350	459,528,470	33,508,394	36,762,960
<b>BOMBAY AND SIND :</b>										
Bombay - -	268,550,830	246,051,630	256,403,520	17,509,437	17,560,399	331,622,840	274,578,990	349,379,870	20,136,449	18,111,864
Karachi - -	43,902,670	46,323,110	39,677,600	2,817,491	3,042,729	39,819,160	45,956,210	89,288,760	4,216,156	2,210,248
Other Ports - -	180,190	194,610	116,350	7,961	7,470	7,380	3,450	2,520	373	208
TOTAL FOR } BOMBAY AND SIND }	312,633,690	292,574,350	296,197,470	20,334,889	20,610,598	371,449,380	320,538,650	438,671,150	24,352,978	20,322,320
<b>MADRAS :</b>										
Madras - -	50,888,150	53,185,370	42,566,800	3,058,041	3,765,634	51,725,700	48,424,810	43,669,210	3,377,612	3,573,002
Tuticorm - -	2,677,780	3,788,150	3,637,320	228,041	222,988	16,250,970	18,066,110	18,241,370	1,134,636	1,422,458
Negapatam - -	1,779,850	2,975,920	2,375,200	136,336	113,532	5,953,340	5,422,440	3,915,430	258,708	226,908
Cocanada - -	122,640	773,050	925,990	47,501	40,315	9,320,870	7,006,280	7,408,570	362,561	176,617
Tellicherry - -	166,440	127,940	76,380	5,633	15,295	5,505,690	5,293,890	6,659,680	369,514	354,446
Calcut - -	651,600	645,550	448,130	32,909	29,766	4,815,460	5,759,720	6,294,770	442,571	406,487
Cochin - -	480,880	607,620	687,070	46,835	51,245	5,374,450	5,844,360	6,801,240	580,046	564,185
Mangalore - -	294,630	315,650	300,850	19,887	17,874	6,294,230	5,174,950	6,354,750	468,580	333,541
Other Ports - -	1,175,460	1,529,280	1,655,160	145,406	159,389	13,077,160	13,135,120	12,443,960	1,003,526	774,496
TOTAL FOR } MADRAS }	58,237,430	63,948,530	52,672,900	3,720,589	4,416,038	118,317,870	114,127,680	111,788,980	7,997,754	7,833,130
<b>BURMA :</b>										
Rangoon - -	43,102,080	54,436,670	54,043,200	3,165,105	4,493,084	68,280,120	67,496,000	86,398,920	4,952,734	4,819,097
Moulmein - -	753,010	858,570	1,017,330	60,577	69,506	9,999,800	8,244,500	11,440,060	750,642	798,762
Bassem - -	61,250	68,450	6,270	2,290	24	9,221,990	8,780,130	9,997,600	593,093	690,923
Akyab - -	34,310	24,290	41,020	2,751	3,535	5,214,690	3,721,950	8,313,780	435,819	340,679
Other Ports - -	314,180	349,020	335,160	15,810	13,040	1,055,680	1,174,470	1,075,770	59,377	41,382
TOTAL FOR } BURMA }	44,264,830	55,737,000	55,442,980	3,246,533	4,579,189	93,772,270	89,417,050	117,226,130	6,791,665	6,690,843
TOTAL -	717,938,290	692,666,630	683,803,410	47,141,242	50,851,923	1,039,142,970	975,372,730	1,127,214,730	72,650,791	71,609,253

## No. 21.

GROSS AMOUNT of CUSTOMS DUTY collected on ARTICLES of MERCHANDISE, AMOUNTS collected at PRINCIPAL PORTS; DRAWBACKS and REFUNDS; and TOTAL VALUES of DUTIABLE and NON-DUTIABLE ARTICLES.

	1896-7.	1897-8.	1898-9.	1899-1900.	1900-01.
<b>SPECIAL IMPORT DUTIES :</b>					
<b>Arms, Ammunition, and Military Stores :</b>	<i>Rupees.</i>	<i>Rupees.</i>	<i>Rupees</i>	<i>£</i>	<i>£</i>
Firearms, and parts thereof - - - - -	295,400	289,510	287,500	16,469	14,980
Gunpowder - - - - -	27,130	25,910	20,710	1,297	1,170
Other sorts - - - - -	49,620	41,850	39,120	2,792	2,707
	372,150	357,270	347,360	20,558	18,857
<b>Liquors :</b>					
Ale, Beer, Porter, Cider, &c. - - - - -	189,680	178,800	204,880	13,471	13,467
Spirits and Liqueurs - - - - -	5,990,450	6,060,870	6,366,110	432,853	425,552
Wines - - - - -	411,520	373,500	381,730	24,116	24,354
	6,591,650	6,613,170	6,952,720	470,440	463,373
Opium - - - - -	3,470	4,420	3,020	223	166
Petroleum (with flashing-point of 200° F. and over)	4,020,340	5,193,050	4,571,450	279,779	317,418
Salt - - - - -	25,777,150	25,560,730	25,889,930	1,784,268	1,730,336
Salted Fish - - - - -	135,430	169,200	155,650	8,658	8,866
<b>GENERAL IMPORT DUTIES :</b>					
Cotton goods - - - - -	9,178,150	7,957,210	8,463,410	616,056	623,265
Silver Bullion or Coin - - - - -	3,294,830	4,338,890	2,867,600	162,150	88,996
Sugar - - - - -	1,621,520	2,460,450	2,132,220	173,253	350,192
<b>Other Articles :</b>					
Articles of Food and Drink - - - - -	1,400,010	1,382,150	1,361,070	94,571	105,296
Chemicals, Drugs, Medicines, and Narcotics,					
Dyeing and Tanning Materials - - - - -	917,700	1,051,660	1,073,730	66,525	73,874
Metals, and Manufactures of - - - - -	2,025,460	2,232,060	1,992,860	113,924	148,266
Oils - - - - -	167,380	242,490	162,710	8,782	21,584
Articles Manufactured and Unmanufactured -	6,090,550	5,467,080	5,955,740	401,221	456,010
<b>TOTAL IMPORT DUTIES - - - - -</b>	<b>61,565,780</b>	<b>63,029,830</b>	<b>61,929,460</b>	<b>4,200,408</b>	<b>4,406,489</b>
<b>EXPORT DUTIES :</b>					
Rice, in the husk - - - - -	136,410	138,030	134,420	8,122	5,744
„ not in the husk - - - - -	7,388,340	7,098,500	9,931,210	574,192	560,145
Rice-flour - - - - -	850	780	880	52	73
<b>TOTAL EXPORT DUTIES - - - - -</b>	<b>7,525,600</b>	<b>7,237,310</b>	<b>10,066,510</b>	<b>582,366</b>	<b>565,962</b>
<b>GRAND TOTAL OF CUSTOMS IMPORT AND EXPORT DUTIES - - - - -</b>	<b>69,091,380</b>	<b>70,267,140</b>	<b>71,995,970</b>	<b>4,782,774</b>	<b>4,972,451</b>
<b>COLLECTED AT :</b>					
Calcutta - - - - -	37,690,480	36,895,910	37,832,880	2,685,435	2,702,904
Bombay - - - - -	14,818,540	15,525,450	14,627,760	866,750	943,174
Rangoon - - - - -	7,077,980	7,418,950	9,075,070	524,946	548,560
Karachi - - - - -	2,348,000	2,756,700	2,337,240	175,210	252,800
Madras - - - - -	2,526,410	2,829,720	2,393,250	188,010	189,911
Other Ports - - - - -	4,629,970	4,840,410	5,729,770	342,423	335,102
	69,091,380	70,267,140	71,995,970	4,782,774	4,972,451
<b>DRAWBACKS and REFUNDS - - - - -</b>	<b>1,322,400</b>	<b>1,019,600</b>	<b>1,134,260</b>	<b>69,700</b>	<b>83,946</b>
<b>IMPORTS :</b>					
Free of Duty - - - - -	433,515,740	124,371,340	112,144,280	8,264,849	7,055,315
Subject to Duty - - - - -	585,631,230	569,829,860	571,659,130	38,876,393	43,796,608
<b>EXPORTS :</b>					
Free of Duty - - - - -	879,330,740	820,802,590	935,363,230	61,724,433	60,657,406
Subject to Duty - - - - -	119,475,860	117,058,420	158,139,540	8,731,365	8,812,766

VALUE of REGISTERED IMPORTS into and EXPORTS from BRITISH INDIA, by LAND, distinguishing COUNTRIES, &c.

NOTE.—The figures in *italics* show the amounts of Treasure included in the amounts of Imports and Exports.

COUNTRIES.	IMPORTS.					EXPORTS.				
	1896-7.	1897-8	1898-9.	1899-1900	1900-01.	1896-7.	1897-8.	1898-9.	1899-1900.	1900-01
Lus Bela - - -	<i>Rupees</i> 712,590	<i>Rupees.</i> 967,130	<i>Rupees.</i> 607,590	£ 42,696	£ 30,890	<i>Rupees.</i> 286,040	<i>Rupees</i> 412,410	<i>Rupees.</i> 265,380	£ 10,757	£ 13,715
Khelat - - -	670,840	628,190	628,190	51,138	45,975	407,890	414,240	408,100	32,863	30,509
Seistan - - -	—	—	71,850	3,186	18,315	—	—	90,870	8,859	16,134
Kandahar - - -	4,184,050	3,092,990	3,577,050	302,318	254,391	2,273,760	1,637,850	2,687,560	191,634	157,017
	—	—	<i>277,880</i>	<i>14,000</i>	<i>18,870</i>	—	—	<i>48,710</i>	<i>5,740</i>	<i>14,140</i>
Zhob, and Loralai } &c. - - -	965,020	169,370	—	—	—	1,345,000	410,680	—	—	—
Herat and Ghazni -	—	—	112,440	12,951	5,504	—	—	51,410	7,230	5,755
Kabul - - -	1,515,390	1,291,090	2,172,360	124,703	125,033	3,033,220	2,856,230	3,122,660	181,565	199,367
	—	—	—	—	—	<i>131,590</i>	<i>109,850</i>	<i>176,610</i>	<i>11,543</i>	<i>6,061</i>
Tirah - - -	146,740	101,230	162,770	18,784	32,058	143,780	130,670	202,970	21,219	28,713
	—	—	—	—	—	—	—	—	—	<i>154</i>
Buner - - -	—	—	—	—	27,516	—	—	—	—	33,970
Bajaur - - -	3,828,770	2,478,930	3,100,720	319,894	233,856	4,614,580	3,232,380	4,263,750	502,362	430,561
	—	—	—	—	—	—	<i>2,100</i>	—	—	—
Kashmir - - -	7,597,400	8,105,100	8,814,530	779,868	895,689	7,028,420	6,446,980	9,039,770	623,989	699,192
	<i>374,580</i>	<i>406,400</i>	<i>452,820</i>	<i>57,336</i>	<i>34,670</i>	<i>674,120</i>	<i>798,710</i>	<i>1,807,320</i>	<i>87,237</i>	<i>61,594</i>
Ladakh - - -	575,080	526,620	760,160	33,158	27,942	645,740	456,350	456,860	19,880	16,642
	<i>3,200</i>	—	<i>2,400</i>	<i>640</i>	<i>64</i>	<i>65,090</i>	<i>49,100</i>	<i>57,600</i>	<i>3,860</i>	<i>5,195</i>
Nepal - - -	18,930,550	20,565,290	21,409,980	1,649,836	1,623,236	15,367,520	18,288,100	16,063,500	1,024,883	1,515,242
	<i>4,035,720</i>	<i>1,423,350</i>	<i>737,580</i>	<i>200,555</i>	<i>52,815</i>	<i>1,320,850</i>	<i>3,374,060</i>	<i>380,350</i>	<i>26,827</i>	<i>428,433</i>
Sikkim - - -	755,910	494,040	568,640	37,975	28,105	417,900	364,960	422,980	25,799	17,036
	—	—	—	—	<i>39</i>	<i>24,700</i>	<i>12,650</i>	<i>12,510</i>	<i>753</i>	<i>601</i>
Bhutan - - -	143,900	146,850	161,870	13,053	22,364	167,870	158,830	178,830	12,810	14,316
	<i>50</i>	<i>180</i>	—	<i>18</i>	<i>135</i>	—	—	—	—	<i>66</i>
Thibet - - -	1,404,560	1,243,880	1,899,430	132,866	109,561	694,060	1,008,580	1,460,530	95,577	74,892
	—	<i>12,400</i>	<i>229,990</i>	<i>24,972</i>	<i>8,275</i>	<i>140,130</i>	<i>82,810</i>	<i>208,130</i>	<i>10,320</i>	<i>7,384</i>
Towang - - -	40,480	22,610	58,120	1,283	901	25,950	29,840	24,170	1,119	1,138
	<i>640</i>	<i>500</i>	<i>620</i>	<i>9</i>	<i>11</i>	—	—	—	—	—
Duffla, Aka, Naga, } Mishmi, &c, Hills }	81,890	82,270	140,580	6,999	11,509	50,630	20,880	18,580	1,502	1,266
	—	—	—	—	—	<i>3,480</i>	<i>2,360</i>	<i>1,600</i>	—	—
Manipur - - -	186,880	71,460	71,190	6,882	18,780	67,540	114,530	510,080	13,793	15,514
	—	—	—	—	—	—	—	<i>281,600</i>	—	—
Hill Tipperah - -	475,460	455,600	456,240	37,595	30,694	136,710	116,620	134,010	9,596	9,897
Western China - -	1,550,100	1,478,530	1,669,080	130,313	191,401	2,407,840	2,090,850	1,999,530	158,932	213,818
	<i>554,130</i>	<i>834,180</i>	<i>754,160</i>	<i>54,790</i>	<i>86,225</i>	<i>105,700</i>	<i>56,130</i>	<i>79,660</i>	<i>10,608</i>	<i>26,679</i>
Shan States - - -	7,607,920	8,393,200	8,910,010	601,704	614,716	7,027,530	7,396,160	7,869,410	589,832	662,641
	<i>2,536,120</i>	<i>2,413,360</i>	<i>2,434,410</i>	<i>169,122</i>	<i>175,402</i>	<i>1,615,220</i>	<i>1,648,010</i>	<i>1,733,200</i>	<i>97,852</i>	<i>103,216</i>
Karennee - - -	1,972,040	1,582,720	1,902,140	177,029	175,049	1,128,330	1,099,210	632,700	34,813	49,603
	<i>45,730</i>	<i>47,290</i>	<i>43,350</i>	<i>4,082</i>	<i>4,557</i>	<i>967,110</i>	<i>914,360</i>	<i>482,330</i>	<i>29,334</i>	<i>39,550</i>
Zimmé - - -	2,399,530	2,888,020	2,753,360	168,262	171,516	1,498,300	1,503,040	1,700,140	115,575	135,612
	<i>592,030</i>	<i>532,210</i>	<i>716,210</i>	<i>56,856</i>	<i>60,386</i>	<i>929,400</i>	<i>872,230</i>	<i>828,030</i>	<i>55,513</i>	<i>59,500</i>
Siam - - -	630,160	1,318,320	799,980	34,888	37,807	602,050	1,127,570	687,550	35,965	37,910
	<i>231,630</i>	<i>449,360</i>	<i>263,720</i>	<i>14,667</i>	<i>14,956</i>	<i>269,800</i>	<i>558,710</i>	<i>395,170</i>	<i>18,053</i>	<i>13,944</i>
TOTAL - - -	56,375,270	56,346,010	60,808,290	4,692,714	4,732,855	49,370,710	49,316,970	52,297,340	3,720,555	4,380,463
Provinces with which trade is carried on :										
Sind and British } Baluchistan - }	5,866,300	5,218,330	5,022,650	417,392	353,361	3,478,350	2,906,490	3,538,090	255,736	224,167
Punjab - - -	14,468,950	12,495,710	15,085,810	1,280,548	1,356,271	16,333,070	13,127,580	17,111,960	1,347,025	1,410,505
N.W Provinces } and Oudh - }	5,157,160	6,589,330	7,646,130	564,787	587,007	3,542,930	4,116,360	4,607,770	279,498	306,328
Bengal - - -	15,914,190	15,711,270	16,236,890	1,254,894	1,177,905	13,048,090	15,646,470	13,431,560	874,198	1,309,326
Assam - - -	808,900	670,600	782,250	62,898	65,822	304,230	303,240	718,620	28,913	30,552
Burma - - -	14,159,770	15,660,770	16,034,570	1,112,195	1,190,489	12,664,040	13,216,830	12,889,340	935,118	1,099,585
TOTAL - - -	56,375,270	56,346,010	60,808,290	4,692,714	4,732,855	49,370,710	49,316,970	52,297,340	3,720,555	4,380,463

## No. 23.

VESSELS ENTERED and CLEARED, distinguishing STEAMERS and SAILING VESSELS, and STEAMERS which proceeded via SUEZ CANAL.

	1896-7.		1897-8.		1898-9.		1899-1900.		1900-01.	
	No.	TONNAGE	No.	TONNAGE	No.	TONNAGE	No.	TONNAGE	No.	TONNAGE
<b>ENTERED.</b>										
STEAM:										
Via Suez Canal -	643	1,554,653	578	1,454,321	662	1,628,559	643	1,662,030	531	1,334,993
" other Routes	1,471	1,796,671	1,501	1,842,142	1,835	2,449,519	1,839	2,435,956	1,872	2,605,587
	2,114	3,351,324	2,079	3,296,463	2,497	4,078,078	2,482	4,097,986	2,403	3,990,580
SAILING - -	2,892	532,665	2,896	621,298	2,418	503,108	1,913	372,362	1,829	234,662
TOTAL - -	5,006	3,883,989	4,975	3,917,761	4,915	4,583,186	4,395	4,470,348	4,232	4,225,242
<b>CLEARED.</b>										
STEAM:										
Via Suez Canal -	787	1,823,784	758	1,790,223	1,004	2,341,220	875	2,132,830	808	2,010,737
" other Routes	1,289	1,454,877	1,308	1,474,706	1,439	1,671,442	1,458	1,639,930	1,507	1,804,463
	2,076	3,278,661	2,066	3,264,929	2,443	4,012,662	2,333	3,772,760	2,315	3,815,250
SAILING - -	2,858	535,935	2,718	601,940	2,328	519,798	1,800	384,378	1,735	228,938
TOTAL - -	4,934	3,814,596	4,784	3,866,869	4,771	4,532,460	4,133	4,157,138	4,070	4,044,188

## No. 24.

VESSELS ENTERED and CLEARED, distinguishing STEAMERS and SAILING VESSELS with CARGOES and in BALLAST

	1896-7.		1897-8.		1898-9.		1899-1900.		1900-01.	
	No.	TONNAGE	No.	TONNAGE	No.	TONNAGE	No.	TONNAGE	No.	TONNAGE
<b>ENTERED.</b>										
WITH CARGOES:										
Steam - -	1,775	2,877,982	1,704	2,732,192	1,849	2,991,245	1,927	3,167,880	1,792	2,996,434
Sailing - -	1,890	299,020	1,929	371,147	1,659	312,382	1,374	245,511	1,264	167,661
	3,665	3,177,002	3,633	3,103,339	3,508	3,303,627	3,301	3,413,391	3,056	3,164,095
IN BALLAST:										
Steam - -	339	473,342	375	564,271	648	1,086,833	555	930,106	611	994,146
Sailing - -	1,002	233,645	967	250,151	739	192,726	539	126,851	565	67,001
	1,341	706,987	1,342	814,422	1,407	1,279,559	1,094	1,056,957	1,176	1,061,147
TOTAL - -	5,006	3,883,989	4,975	3,917,761	4,915	4,583,186	4,395	4,470,348	4,232	4,225,242
<b>CLEARED.</b>										
WITH CARGOES:										
Steam - -	1,926	3,078,441	1,930	3,084,910	2,337	3,938,474	2,168	3,674,339	2,155	3,698,238
Sailing - -	2,363	456,364	2,236	517,461	2,025	466,487	1,652	350,143	1,607	209,831
	4,289	3,534,805	4,166	3,602,371	4,362	4,404,961	3,820	4,024,482	3,762	3,908,069
IN BALLAST:										
Steam - -	150	200,220	136	180,019	106	74,188	165	98,421	160	117,012
Sailing - -	495	79,571	482	84,479	203	53,311	148	34,235	148	19,107
	645	279,791	618	264,498	409	127,499	313	132,656	308	136,119
TOTAL - -	4,934	3,814,596	4,784	3,866,869	4,771	4,532,460	4,133	4,157,138	4,070	4,044,188

## No. 25.

## VESSELS ENTERED, distinguishing COUNTRIES.

COUNTRIES.	1896-7		1897-8		1898-9		1899-1900		1900 01	
	No	TONNAGE	No	TONNAGE	No	TONNAGE	No.	TONNAGE	No	TONNAGE
ENTERED.										
UNITED KINGDOM	481	1,191,295	450	1,159,730	452	1,164,339	435	1,166,773	339	922,474
BRITISH POSSESSIONS										
Aden - - -	48	108,052	49	108,150	81	163,614	70	156,967	67	166,535
Ceylon - - -	2,746	745,641	2,624	80,429	2,343	856,349	1,987	769,384	2,004	951,754
China, Hong Kong	77	136,087	82	149,707	93	171,277	70	137,901	67	132,882
Straits Settlements	293	396,408	289	382,882	349	508,988	352	522,395	339	540,091
Cape Colony -	39	42,317	42	56,148	46	65,236	42	68,292	24	47,520
Mauritius - -	63	106,994	66	95,668	73	113,112	68	118,065	66	113,705
Natal - - -	39	29,847	31	36,772	62	94,217	74	134,870	49	82,405
Australia - -	34	65,077	25	52,024	22	46,360	28	58,443	31	72,377
Other Countries -	2	1,928	1	1,654	1	1,541	5	8,431	3	4,769
	3,341	1,632,351	3,209	1,689,434	3,070	2,020,694	2,696	1,974,748	2,650	2,112,037
FOREIGN COUNTRIES										
Austria-Hungary	35	85,238	33	77,637	39	88,955	49	123,141	39	98,161
Belgium - - -	8	19,583	5	11,533	2	6,380	2	4,131	0	0
France - - -	17	38,825	9	22,109	19	45,079	14	31,309	13	28,379
Germany - - -	77	150,783	74	149,052	66	139,316	63	146,311	66	151,733
Italy - - -	15	32,255	13	33,905	30	66,689	15	40,044	15	40,776
Russia - - -	49	109,266	53	109,961	58	123,084	61	133,907	61	139,725
Turkey in Europe	0	0	0	0	1	1,546	4	7,449	5	8,585
Arabia - - -	199	63,360	273	59,293	333	80,356	218	68,581	217	53,187
China, Treaty Ports	25	54,301	23	50,089	26	66,941	30	78,479	35	87,675
Japan - - -	46	102,063	46	102,305	69	169,776	67	160,348	61	148,054
Java - - -	10	19,188	20	30,721	7	11,984	9	14,092	13	24,988
Maldiv Islands -	10	1,399	6	786	6	832	12	1,123	10	1,010
Mekran and Sonmani	191	11,488	195	9,503	190	10,860	184	10,697	179	19,930
Persia - - -	136	79,637	125	80,843	139	86,509	112	75,289	94	68,133
Siam - - -	46	9,575	48	12,929	28	4,426	25	8,225	36	13,891
Sumatra - - -	3	3,123	18	18,447	11	13,230	5	8,433	3	4,950
Turkey in Asia -	113	42,840	173	35,197	91	37,122	157	56,664	230	84,571
Abyssinia - -	0	0	2	3,521	12	19,890	3	4,432	2	2,552
Egypt - - -	11	22,779	8	14,729	65	120,396	36	80,266	6	13,686
Madagascar -	9	2,701	12	5,050	7	7,578	7	6,258	5	6,658
Portuguese East Africa	26	18,231	18	11,039	12	10,025	13	3,968	21	8,354
Réunion - - -	5	4,019	1	859	12	18,915	5	8,758	0	0
Zanzibar, &c. -	60	48,616	57	51,829	53	74,808	69	86,055	83	112,353
America, South and Central	4	2,931	3	2,929	4	3,796	1	1,017	1	319
United States -	41	80,093	47	92,076	37	72,292	30	57,934	21	41,905
Other Countries -	48	58,049	54	83,155	76	117,367	73	111,916	27	49,136
	1,184	1,060,343	1,316	1,068,597	1,393	1,398,153	1,264	1,328,827	1,243	1,190,731
TOTAL - - -	5,006	3,883,989	4,975	3,917,761	4,915	4,583,186	4,395	4,470,348	4,232	4,225,242

## VESSELS CLEARED, distinguishing COUNTRIES.

COUNTRIES.	1896-7.		1897-8.		1898-9.		1899-1900.		1900-01.	
	No.	TONNAGE	No.	TONNAGE	No.	TONNAGE	No.	TONNAGE	No.	TONNAGE
CLEARED.										
UNITED KINGDOM } -	471	1,115,415	470	1,123,526	521	1,260,404	475	1,186,549	410	1,068,855
BRITISH POSSESSIONS:										
Aden - - -	33	69,113	40	76,097	44	78,911	33	83,210	48	124,509
Ceylon - - -	2,750	570,473	2,550	647,116	2,179	593,375	1,798	488,029	1,816	611,372
China, Hong Kong	82	150,041	83	153,937	79	152,145	58	113,663	53	102,426
Straits Settlements } -	255	308,358	282	336,205	301	399,943	326	428,240	317	427,743
Cape Colony - -	7	7,240	4	4,303	3	3,121	4	4,037	0	0
Mauritius - - -	32	42,722	27	35,393	40	49,982	33	46,293	30	44,419
Natal - - - - -	35	24,776	13	12,868	11	11,207	6	8,243	15	16,735
Demerara - - -	8	9,213	6	6,355	6	8,445	8	12,698	8	12,759
West Indies - -	10	11,465	5	7,537	7	8,775	7	9,417	3	4,757
Australia - - -	21	37,465	17	27,838	20	37,987	29	56,179	26	55,136
Fiji - - - - -	3	4,800	1	1,544	0	0	3	4,228	5	8,004
Other Possessions	1	645	5	3,191	0	0	0	0	1	1,768
	3,237	1,236,281	3,033	1,332,404	2,690	1,343,891	2,305	1,254,237	2,322	1,409,628
FOREIGN COUNTRIES:										
Austria-Hungary	29	65,184	41	96,632	41	98,689	39	97,366	53	131,753
Belgium - - -	17	51,641	35	81,750	65	157,880	51	121,249	29	64,922
France - - - -	83	183,430	70	160,483	115	247,023	78	182,974	70	170,760
Germany - - -	90	190,803	103	208,833	124	271,106	97	234,082	92	226,908
Holland - - -	6	15,473	2	6,209	8	16,295	6	13,353	7	16,259
Italy - - - - -	29	61,952	25	59,538	42	94,412	26	61,102	22	55,820
Portugal - - -	0	0	5	2,985	8	5,253	1	598	2	1,692
Russia - - - -	10	25,434	4	9,238	3	3,873	0	0	0	0
Spain - - - - -	2	3,730	4	8,714	2	3,171	1	2,512	3	5,573
Arabia - - - -	150	65,888	195	50,702	251	92,903	196	55,682	213	58,968
China, Treaty } -	31	66,887	26	59,999	24	63,683	33	89,871	30	74,699
Ports - - - - -	26	62,830	29	66,497	56	127,261	63	155,760	51	120,034
Japan - - - - -	19	37,806	5	9,561	1	2,155	5	9,012	8	13,973
Java - - - - -	14	1,894	7	989	9	1,252	12	1,181	11	1,551
Maldiv Islands } -	156	9,949	166	9,082	168	9,620	158	9,807	151	9,612
Mekran and } -	104	74,950	112	64,634	108	78,724	90	63,080	123	84,035
Sonmani - - -	21	2,120	20	6,224	18	1,755	7	124	21	5,096
Siam - - - - -	0	0	2	1,988	3	4,242	2	3,443	3	4,950
Sumatra - - -	50	30,208	47	15,880	21	7,841	68	22,975	72	21,416
Turkey in Asia -	3	4,741	9	15,458	9	15,458	2	4,022	1	1,110
Abyssinia - - -	154	209,913	111	218,233	184	349,300	155	316,540	117	246,593
Egypt - - - - -	23	3,255	17	1,804	9	1,019	9	850	24	2,116
Madagascar - -	27	12,024	27	8,057	27	10,321	24	4,852	36	5,738
Portuguese East } -	2	2,371	1	327	5	5,309	4	6,097	6	9,269
Africa - - - - -	65	46,867	76	60,547	106	93,146	83	75,675	92	86,493
Réunion - - - -	63	66,418	70	83,391	43	46,883	45	54,034	37	47,806
Zanzibar, &c. } -	29	59,712	43	96,020	42	90,825	28	65,517	29	67,667
America, South } -	23	17,420	29	7,164	68	28,766	70	64,594	35	30,892
and Central } -										
United States - -										
Other Countries -										
	1,226	1,462,900	1,281	1,410,939	1,560	1,928,165	1,353	1,716,352	1,338	1,565,705
TOTAL - - - - -	4,934	3,814,596	4,784	3,866,869	4,771	4,532,460	4,133	4,157,138	4,070	4,044,188

## VESSELS ENTERED and CLEARED, distinguishing NATIONALITIES.

NATIONALITIES.	1896-7.		1897-8.		1898-9.		1899-1900.		1900-01.	
	No.	TONNAGE	No.	TONNAGE	No.	TONNAGE	No.	TONNAGE	No.	TONNAGE
ENTERED.										
BRITISH - -	1,989	3,086,971	1,984	3,127,061	2,365	3,770,391	2,299	3,650,004	2,000	3,333,480
BRITISH INDIAN	921	138,101	946	142,882	775	108,641	571	72,690	622	92,236
NATIVE - -	1,546	77,192	1,419	75,772	1,181	66,305	855	55,757	969	59,386
FOREIGN :										
Austro - Hun- garian - -	62	133,382	60	127,283	51	119,781	71	179,689	77	189,005
Danish - -	9	5,368	4	2,435	5	2,085	9	12,194	6	10,124
Dutch - -	0	0	11	8,131	13	14,904	20	13,965	5	6,571
French - -	58	79,677	50	60,741	77	90,315	78	86,589	75	102,732
German - -	123	217,244	123	198,815	112	215,217	105	212,895	118	261,833
Italian - -	28	48,150	25	51,788	29	58,398	27	58,146	29	63,262
Norwegian - -	42	38,037	56	53,194	49	45,806	40	44,433	15	22,901
Portuguese - -	18	694	10	465	7	330	4	257	5	230
Russian - -	2	2,182	1	938	2	1,953	0	0	7	12,339
Swedish - -	10	8,260	5	3,673	4	2,775	4	3,394	3	2,522
Turkish - -	9	1,539	1	698	9	2,545	9	1,994	12	1,985
Arab - -	165	24,090	262	32,222	196	26,751	268	32,596	269	34,713
Japanese - -	10	21,208	14	28,508	21	50,509	14	30,567	9	19,800
Mekranese - -	11	662	2	125	13	456	12	366	5	215
American - -	1	1,172	2	3,030	2	2,066	2	2,461	0	0
Others - -	2	60	0	0	4	2,958	7	12,351	6	11,008
	550	581,725	626	572,046	594	637,849	670	691,897	641	740,140
TOTAL - -	5,006	3,883,989	4,975	3,917,761	4,915	4,583,186	4,395	4,470,348	4,232	4,225,242
CLEARED.										
BRITISH - -	1,980	3,078,271	1,964	3,087,527	2,317	3,697,915	2,182	3,389,763	1,935	3,197,027
BRITISH INDIAN	926	137,856	923	138,500	762	108,062	528	68,596	587	88,981
NATIVE - -	1,544	77,128	1,332	74,919	1,121	66,728	821	54,056	958	58,695
FOREIGN										
Austro - Hun- garian - -	50	106,347	64	138,203	62	144,624	60	147,374	70	174,570
Danish - -	11	6,939	1	842	7	4,066	8	10,193	8	12,817
Dutch - -	1	2,180	10	7,854	13	15,235	19	11,595	3	2,910
French - -	58	76,722	47	59,672	74	91,772	77	88,737	70	87,873
German - -	113	193,970	121	192,678	117	225,096	104	208,068	114	258,595
Italian - -	26	48,705	28	55,604	29	58,438	26	57,761	31	65,186
Norwegian - -	38	37,511	61	56,243	45	43,555	42	44,061	13	20,439
Portuguese - -	4	338	1	28	2	274	1	87	3	392
Russian - -	2	3,867	2	2,039	1	1,015	1	938	5	9,635
Swedish - -	9	7,795	5	3,673	4	2,775	2	1,879	5	4,037
Turkish - -	2	1,759	2	1,759	2	1,759	2	1,759	2	1,152
Arab - -	150	22,116	210	25,716	183	25,796	229	27,319	247	30,729
Japanese - -	4	9,235	9	18,443	17	40,312	14	32,377	10	21,860
Mekranese - -	12	770	1	78	12	441	11	357	5	158
American - -	1	978	1	1,858	1	1,320	1	1,026	0	0
Others - -	2	2,089	2	1,233	2	3,277	5	11,192	4	9,132
	484	521,341	565	565,923	571	659,755	602	644,723	590	699,485
TOTAL - -	4,934	3,814,596	4,784	3,866,869	4,771	4,532,460	4,133	4,157,138	4,070	4,044,188

## No. 28.

## VESSELS BUILT at INDIAN PORTS.

	1896-7.		1897-8.		1898-9.		1899-1900.		1900-01.	
	No.	TONNAGE.	No.	TONNAGE.	No.	TONNAGE.	No.	TONNAGE.	No.	TONNAGE.
<b>BENGAL:</b>										
Calcutta: Steam - -	0	0	0	0	2	360	0	0	0	0
Chittagong: Sailing - -	9	761	3	163	3	175	0	0	1	164
<b>BOMBAY and SIND:</b>										
Bombay: Steam - -	5	99	1	22	3	93	0	0	1	32
Sailing - -	5	309	11	597	16	1,227	12	545	24	1,209
Karachi: Steam - -	0	0	0	0	0	0	0	0	1	11
Sailing - -	12	529	10	443	9	581	13	646	15	634
Other Ports " - -	23	522	10	257	9	215	14	320	21	546
<b>MADRAS:</b>										
Various Ports: Sailing -	16	332	20	375	12	231	15	273	16	1,566
<b>BURMA:</b>										
Rangoon: Steam - -	0	0	0	0	1	45	0	0	0	0
Sailing - -	0	0	0	0	1	18	1	891	0	0
Moulmein: Steam - -	1	39	0	0	0	0	0	0	1	104
Sailing - -	2	125	0	0	0	0	0	0	0	0
Tavoy " - -	4	202	2	82	7	404	5	194	3	202
Mergui " - -	4	57	6	94	4	60	3	80	3	72
<b>TOTAL - -</b>	<b>81</b>	<b>2,975</b>	<b>63</b>	<b>2,033</b>	<b>67</b>	<b>3,409</b>	<b>63</b>	<b>2,949</b>	<b>86</b>	<b>4,540</b>

## No. 29.

## VESSELS FIRST REGISTERED at INDIAN PORTS.

	1896-7.		1897-8.		1898-9.		1899-1900.		1900-01.	
	No.	TONNAGE.	No.	TONNAGE.	No.	TONNAGE.	No.	TONNAGE.	No.	TONNAGE.
<b>Under the English Merchant Shipping Act:</b>										
Bengal: Steam - -	2	382	1	89	2	360	2	3,189	0	0
Sailing - -	0	0	0	0	1	834	0	0	1	1,385
Bombay: Steam - -	2	2,158	2	3,521	3	2,382	6	5,119	5	3,990
Sailing - -	0	0	0	0	2	28	0	0	0	0
Burma: Steam - -	1	39	1	11	1	45	0	0	1	913
Sailing - -	0	0	0	0	1	18	1	891	0	0
	<b>5</b>	<b>2,579</b>	<b>4</b>	<b>3,621</b>	<b>10</b>	<b>3,667</b>	<b>9</b>	<b>9,199</b>	<b>7</b>	<b>6,288</b>
<b>Under the Indian Merchant Shipping Acts:</b>										
Bengal: Sailing - -	1	18	1	22	3	160	0	0	0	0
Bombay and Sind } Steam - -	2	27	1	22	4	109	2	66	4	151
} Sailing - -	52	1,714	40	2,387	64	3,014	69	2,746	87	3,191
Madras: Sailing - -	16	332	19	357	13	254	15	273	17	2,199
Burma: Sailing - -	10	442	9	308	11	464	8	274	7	378
	<b>81</b>	<b>2,533</b>	<b>70</b>	<b>3,096</b>	<b>95</b>	<b>4,001</b>	<b>94</b>	<b>3,359</b>	<b>115</b>	<b>5,919</b>
<b>TOTAL - -</b>	<b>86</b>	<b>5,112</b>	<b>74</b>	<b>6,717</b>	<b>105</b>	<b>7,668</b>	<b>103</b>	<b>12,558</b>	<b>122</b>	<b>12,207</b>



## No. 30.

## COASTING TRADE.—Value of the Total Trade.

		1896-97.	1897-98.	1898-99.	1899-1900.	1900-01.
<b>IMPORTS</b>						
		<i>Rupees.</i>	<i>Rupees</i>	<i>Rupees</i>	£	₹
Private Merchandise	{ Country - -	274,071,930	299,761,910	286,679,220	21,137,563	23,315,673
	{ Foreign - -	52,620,840	53,711,590	53,361,740	3,476,384	3,289,006
Government Stores	{ Country - -	3,561,460	4,436,880	3,723,450	227,219	364,772
	{ Foreign - -	3,152,570	3,329,160	3,366,270	329,213	221,240
	Total Merchandise - -	333,406,800	361,239,540	347,106,240	25,170,379	27,190,691
	Treasure - - - - -	19,785,640	22,374,610	17,233,430	1,923,339	5,011,355
	Total Imports - - - -	353,192,440	383,614,150	364,339,670	27,093,718	32,202,046
<b>EXPORTS</b>						
Private Merchandise	{ Country - -	252,152,260	291,507,640	247,613,130	21,491,882	23,271,641
	{ Foreign - -	66,884,310	71,132,120	66,775,070	4,219,014	4,184,044
Government Stores	{ Country - -	3,602,150	4,162,410	3,315,990	248,529	225,843
	{ Foreign - -	2,590,340	3,989,610	3,137,720	295,469	327,789
	Total Merchandise - -	325,229,060	370,791,780	320,841,910	26,254,894	28,009,317
	Treasure - - - - -	24,237,090	24,186,520	23,190,360	1,711,769	3,927,549
	Total Exports - - - -	349,466,150	394,978,300	344,032,270	27,966,663	31,936,866
	<b>TOTAL TRADE</b> - - - -	702,658,590	778,592,450	708,371,940	55,060,381	63,238,912

## No. 31.

## TOTAL VALUE OF PRIVATE MERCHANDISE (Country and Foreign) and TREASURE IMPORTED into and EXPORTED from INDIAN PORTS (British and Foreign) in the several PRESIDENCIES and PROVINCES

Presidencies and Provinces	IMPORTS				EXPORTS				
	Merchandise			Treasure	Merchandise			Treasure	
	Country	Foreign.	Total.		Country	Foreign	Total		
Bengal	1896-97	Rs 63,087,890	8,168,450	71,256,340	2,184,600	56,229,520	13,373,560	69,603,080	11,333,960
	1897-98	" 72,928,560	8,314,120	81,242,680	5,383,470	66,316,230	14,091,670	80,407,910	12,709,630
	1898-99	" 48,601,770	11,069,160	59,670,930	2,423,630	62,091,190	12,669,750	74,760,910	8,435,510
	1899-00	£ 3,134,924	625,571	3,760,495	279,090	4,975,027	710,199	5,685,226	1,087,009
	1900-01	" 3,439,919	475,003	3,914,922	90,516	5,100,932	569,079	5,670,011	494,377
Bombay	1896-97	Rs 116,603,330	5,608,990	122,212,320	2,216,760	82,538,970	43,205,510	125,744,480	4,883,900
	1897-98	" 121,314,530	6,306,330	127,620,860	2,592,780	84,734,510	46,103,750	130,838,260	4,316,160
	1898-99	" 121,821,450	5,311,270	127,132,720	751,490	84,035,830	43,269,300	127,305,130	6,469,620
	1899-00	£ 10,626,494	388,808	11,015,302	161,165	6,409,249	2,818,352	9,227,601	361,371
	1900-01	" 11,092,064	416,844	11,508,908	119,486	6,361,730	2,866,237	9,227,967	99,698
Sind	1896-97	Rs. 10,694,390	14,494,780	25,189,170	990,540	17,443,980	1,656,520	19,100,500	65,850
	1897-98	" 11,397,440	16,209,960	27,607,400	789,270	24,914,780	1,651,180	26,565,950	79,730
	1898-99	" 11,714,160	15,130,640	26,844,800	4,486,340	11,634,370	1,659,080	13,293,450	55,040
	1899-00	£ 822,638	973,460	1,796,098	246,570	1,596,236	126,388	1,722,624	303
	1900-01	" 965,410	917,095	1,882,505	32,538	1,664,169	147,414	1,811,583	2,778
Madras	1896-97	Rs. 41,790,270	12,864,710	54,654,980	1,176,330	50,236,570	2,401,320	52,637,900	1,013,800
	1897-98	" 48,353,300	11,831,630	60,184,920	915,710	48,175,360	2,507,430	50,682,790	617,170
	1898-99	" 54,091,050	10,912,600	65,003,650	846,260	49,312,420	2,272,210	51,584,630	624,600
	1899-00	£ 3,282,378	798,393	4,080,771	86,363	3,553,517	109,645	3,663,162	38,270
	1900-01	" 4,104,896	741,101	4,845,997	34,975	3,299,051	69,826	3,368,877	60,575
Burma	1896-97	Rs. 41,952,130	11,483,910	53,436,040	10,689,650	45,703,220	6,247,400	51,950,610	1,668,890
	1897-98	" 46,162,690	11,058,760	57,221,450	10,252,490	67,366,760	6,778,080	74,144,840	4,419,900
	1898-99	" 50,620,570	10,938,070	61,558,640	7,263,250	40,536,600	6,904,720	47,441,320	1,233,850
	1899-00	£ 3,271,129	690,152	3,961,281	1,150,151	4,957,852	454,431	5,412,283	224,726
	1900-01	" 3,713,383	738,964	4,452,347	508,750	6,845,758	531,488	7,377,246	173,256
TOTAL	1896-97	Rs. 274,128,010	52,620,840	326,748,850	17,257,880	252,152,260	66,884,310	319,036,570	18,966,400
	1897-98	" 300,156,520	53,720,800	353,877,320	19,932,720	291,507,640	71,132,110	362,639,750	22,142,590
	1898-99	" 286,849,000	53,361,740	340,210,740	15,770,970	247,610,410	66,775,050	314,385,470	16,818,620
	1899-00	£ 21,137,563	3,476,384	24,613,947	1,923,339	21,491,881	4,219,015	25,710,896	1,711,769
	1900-01	" 23,315,672	3,289,007	26,604,679	786,265	23,271,640	4,184,044	27,455,684	830,684

## No. 32.

## COASTING SHIPPING.

## VESSELS ENTERED (with Cargoes and in Ballast).

YEAR.	STEAMERS.		SAILING VESSELS.		TOTAL.	
	No.	Tons.	No.	Tons.	No.	Tons.
1896-97 - - -	9,755	10,168,132	141,623	2,557,014	151,378	12,725,146
1897-98 - - -	9,200	9,809,651	135,114	2,430,896	144,314	12,240,547
1898-99 - - -	9,232	10,303,068	147,396	2,516,499	156,628	12,819,567
1899-1900 - - -	9,110	9,863,455	152,045	2,632,586	161,155	12,496,041
1900-01 - - -	8,661	10,106,738	145,548	2,523,253	154,209	12,629,989
VESSELS CLEARED (with Cargoes and in Ballast).						
1896-97 - - -	9,812	10,248,022	132,204	2,490,794	142,016	12,738,816
1897-98 - - -	9,219	9,796,111	126,252	2,388,521	135,471	12,184,632
1898-99 - - -	9,271	10,444,954	135,595	2,469,226	144,866	12,914,180
1899-1900 - - -	9,219	10,090,790	141,411	2,557,925	150,630	12,648,715
1900-01 - - -	8,672	10,200,263	133,439	2,446,332	142,111	12,646,595

## No. 33.

## TRADE of ADEN.

	1896-7.	1897-8.	1898-9.	1899-1900.	1900-01.
<b>FOREIGN TRADE :</b>					
Imports :	<i>Rupees.</i>	<i>Rupees.</i>	<i>Rupees.</i>	£	£.
Merchandise - - - - -	30,157,040	24,818,870	24,772,500	1,743,015	1,654,448
Treasure - - - - -	7,307,370	3,693,060	3,612,120	207,759	152,930
Exports :					
Merchandise - - - - -	31,483,910	30,159,100	30,730,260	1,962,585	1,822,327
Treasure - - - - -	5,448,540	3,291,180	2,065,060	114,235	89,922
<b>TOTAL - - - - -</b>	<b>74,396,860</b>	<b>61,962,210</b>	<b>61,179,940</b>	<b>4,027,594</b>	<b>3,719,627</b>
<b>INDIAN TRADE :</b>					
Imports :					
Merchandise - - - - -	10,873,870	11,851,110	14,679,400	826,125	711,074
Treasure - - - - -	848,160	649,430	503,000	17,022	11,238
Exports :					
Merchandise - - - - -	1,119,350	1,185,340	939,160	73,536	98,087
Treasure - - - - -	1,142,560	1,402,660	3,126,610	126,130	79,285
<b>TOTAL - - - - -</b>	<b>13,983,940</b>	<b>15,088,540</b>	<b>19,248,170</b>	<b>1,042,813</b>	<b>899,684</b>
<b>INLAND TRADE :</b>					
Imports :					
Merchandise - - - - -	3,027,710	3,310,480	2,701,010	183,363	194,040
Treasure - - - - -	60,750	65,920	44,010	29,706	3,360
Exports :					
Merchandise - - - - -	2,084,120	1,272,430	1,651,240	76,050	101,362
Treasure - - - - -	266,460	184,350	165,400	8,431	8,225
<b>TOTAL - - - - -</b>	<b>5,439,040</b>	<b>4,833,180</b>	<b>4,561,660</b>	<b>297,550</b>	<b>306,987</b>
<b>GRAND TOTAL - - - - -</b>	<b>93,819,840</b>	<b>81,883,930</b>	<b>84,989,770</b>	<b>5,367,957</b>	<b>4,926,298</b>

- Special Reports on Educational Subjects.** Issued by Board of Education —
- PUBLIC LIBRARY AND PUBLIC ELEMENTARY SCHOOL.** Connection between. Price 2½d.  
**HISTORIC METHOD OF TEACHING.** Price 3d.  
**MODERN LANGUAGE TEACHING IN BELGIUM, HOLLAND AND GERMANY.** Price 6½d.  
**SECONDARY SCHOOLS IN BADEN.** Price 5½d.  
**SECONDARY SCHOOLS IN PRUSSIA.** Price 1s.  
**UNIVERSITY AND SECONDARY EDUCATION IN FRANCE.** Price 4d.  
**INTERMEDIATE EDUCATION IN WALES, AND THE ORGANISATION OF EDUCATION IN SWITZERLAND.** Price 1s 1d  
**SIMPLIFICATION OF FRENCH SYNTAX.** Decree of French Minister for Public Instruction, 26 February, 1901  
Price 1d  
**SYSTEM OF EDUCATION in:—Ontario, Quebec; Nova Scotia, &c. Manitoba, &c.; West Indies; Cape Colony  
and Natal; New South Wales, Victoria, Queensland, Tasmania; South Australia, Western Australia; New  
Zealand, Ceylon; Malta, in fifteen parts** Price 8d. each
- Record Office Publications:—**
- I. CALENDARS** Imp. 8vo. Cloth. Price 15s. per vol. :—  
**FOREIGN.** Elizabeth. Vol. XII. 1577-1578  
**CLOSE ROLLS.** Edward III. Vol. V. 1339-1341
- II LISTS AND INDEXES.** No. XIII. Star Chamber. Court of. Proceedings Vol. I. 1485-1558. Price 10s
- III PRIVY COUNCIL OF ENGLAND. ACTS OF. NEW SERIES.** Vol. XXIV. 1592-3. Price 10s.
- IV CHRONICLES OF ENGLAND.—Royal 8vo. Half bound. Price 10s. per vol. :—**  
**YEAR BOOKS OF THE REIGN OF EDWARD III. Year 17.**
- VI. SCOTTISH.—**  
**EXCHEQUER ROLLS OF SCOTLAND.** Vol. XXI. 1580-1588. Price 10s.  
**PRIVY COUNCIL OF SCOTLAND. Register.** Vol. III. 1623-1630. Price 15s
- VII. IRISH :—**  
**ANCIENT LAWS OF IRELAND. Brehon Laws. Vols V and VI.** Price 10s. each
- Military :—**
- CHIROPODY** Manual of. By M. L. Hughes, Capt. R.A.M.C. Price 3d.  
**ENGINEERING. MILITARY.** Manual of. Provisional edition. Price 1s  
**FRENCH ARMY. HANDBOOK.** By Major N. W. Barnaldiston. Price 1s. 6d.  
**GOLD COAST. NORTHERN TERRITORIES OF.** Report on. By the late Lt.-Col. H. P. Northcott, C.B. Price 6s  
**KING'S REGULATIONS AND ORDERS FOR THE ARMY 1901.** Price 1s. 6d.  
**SIGNALLING INSTRUCTIONS. 1898** With Amendments to Dec 1901. Price 9d  
**VOLUNTEER FORCE.** Regulations respecting the Conditions of Efficiency for Officers and Volunteers. Price 1d.
- Hydrographical :—**
- PACIFIC CABLE ROUTE. PROPOSED.** Report on Soundings of H.M.S. "Egeria." Price 9d.  
**OCEANIC DEPTHS AND SERIAL TEMPERATURE OBSERVATIONS RECEIVED AT THE ADMIRALTY DURING THE YEAR  
1901** Price 4s.
- Local Government Board :—**
- SANITARY CIRCUMSTANCES OF FISHGUARD AND GOODWICK IN THE HAVERFORDWEST RURAL DISTRICT**  
Report on. Price 2d.  
**SANITARY CIRCUMSTANCES AND ADMINISTRATION OF THE ROMNEY MARSH RURAL DISTRICT.** Report on.  
Price 6d.
- Emigrants' Information Office, 31, Broadway, Westminster, S.W., viz :—**
- COLONIES, HANDBOOKS FOR.** April 1901. 8vo. Wrapper.  
No 1. Canada. 2. New South Wales. 3. Victoria. 4. South Australia. 5. Queensland. 6. Western  
Australia. 7. Tasmania. 8. New Zealand. 9. Cape Colony. 10. Natal. Price 1d. each.  
No 11. Professional Handbook dealing with Professions in the Colonies. 12. Emigration Statutes and  
General Handbook. Price 3d. each.  
No. 13. (viz, Nos. 1 to 12 in cloth). Price 2s.
- CONSULAR REPORTS, 1900. SUMMARY OF.** America, North and South. July 1901. Price 2d.
- INTENDING EMIGRANTS, INFORMATION FOR :—**Argentine Republic, price 2d. California, price 1d. Ceylon,  
Oct. 1900, price 1d. Federated Malay States, Sept. 1901, price 6d. Maryland, price 1d. Newfoundland,  
Nov. 1901, price 1d. South African Republic, price 3d. West African Colonies, Nov. 1901, price 6d. West  
Indies, price 6d.
- Excise Laws. PRACTICAL ARRANGEMENT OF THE LAWS RELATIVE TO THE EXCISE, &c., &c.** By Nath. J.  
Highmore, Assist. Solicitor of Inland Revenue. Second Edition. Two vols. Price 30s.
- Kew. Royal Botanic Gardens. Bulletin of Miscellaneous Information. Volume for 1899.** Price 3s.
- Foreign Office :—**
- AFRICA BY TREATY.** The map of. By Sir Edward Hertslet, K.C.B. Three vols. Price 31s. 6d.  
**COMMERCIAL TREATIES.** (Hertslet's.) A complete Collection of Treaties, &c., &c. between Great Britain and Foreign  
Powers so far as they relate to Commerce and Navigation, &c., &c. By Sir Edward Hertslet, K.C.B., &c., &c.  
Vols. I. to XX. Price 15s. each  
**STATE PAPERS.** British and Foreign. Vol. 80. General Index (chronologically and alphabetically arranged)  
to Vols. 65 to 79. (1873 to 1888) Vols. :— 81. 1888-9. 82. 1889-1890. 83. 1890-1. 84. 1891-2.  
85. 1892-3. 86. 1893-4. 87. 1894-5. 88. 1895-6. 89. 1896-7. Price 10s. each.
- Board of Trade Journal, of Tariff and Trade Notices and Miscellaneous Commercial Information.** Published  
weekly. Price 1d.  
**Index to Vols. 1 to 14. July 1886 to June 1893. And to Vols. XV. to XX. July 1893 to June 1896.**  
Price 1s. 6d.  
**I. II. 1902.**

**T A B L E S**

RELATING TO THE

**TRADE OF BRITISH INDIA**

WITH

BRITISH POSSESSIONS AND FOREIGN COUNTRIES,

1896-97 TO 1900-01.

---

*Presented to both Houses of Parliament by Command of  
His Majesty.*

---



LONDON:  
PRINTED FOR HIS MAJESTY'S STATIONERY OFFICE,  
BY WYMAN AND SONS, LIMITED, FETTER LANE, E.C.

And to be purchased, either directly or through any Bookseller, from  
EYRE AND SPOTTISWOODE, EAST HARDING STREET, FLEET STREET, E.C., and  
32, ABINGDON STREET, WESTMINSTER, S.W. or  
OLIVER AND BOYD, EDINBURGH or  
E. PONSONBY, 116, GRAFTON STREET, DUBLIN.

1902.

# TABLES

RELATING TO THE

# TRADE OF BRITISH INDIA

WITH

BRITISH POSSESSIONS AND FOREIGN COUNTRIES,

1897-98 TO 1901-02.

---

Presented to both Houses of Parliament by Command of His Majesty.

---



LONDON:  
PRINTED FOR HIS MAJESTY'S STATIONERY OFFICE.  
BY WYMAN AND SONS, LIMITED, FETTER LANE, E.C.

---

And to be purchased, either directly or through any Bookseller, from  
EYRE AND SPOTTISWOODE, EAST HARDING STREET, FLEET STREET, E.C., and  
32, ABINGDON STREET, WESTMINSTER, S.W.; or  
OLIVER AND BOYD, EDINBURGH, or  
E. PONSONBY, 116, GRAFTON STREET, DUBLIN.

1903.

## SALE OF GOVERNMENT PUBLICATIONS.

The undermentioned Firms have been appointed sole Agents for the sale of Government Publications, including Parliamentary Reports and Papers, Acts of Parliament, Record Office Publications, &c., &c., and all such works can be purchased from them either directly or through retail booksellers, who are entitled to a discount of 25 per cent from the selling prices:—

### IN ENGLAND.—

For all publications *excepting* Ordnance and Geological Maps, the Hydrographical Works of the Admiralty and Patent Office Publications.—MESSRS. EYRE & SPOTTISWOODE, East Harding Street, E.C.

For Hydrographical Works of the Admiralty:—Mr. J. D. POTTER, 145, Minories, E.C.  
Patent Office Publications are sold at the Patent Office.

For all publications *excepting* the Hydrographical Works of the Admiralty, Patent Office Publications, and Ordnance and Geological Maps.

IN SCOTLAND:—MESSRS. OLIVER AND BOYD, Edinburgh.

IN IRELAND:—MR. E. PONSONBY, 116, Grafton Street, Dublin.

The Publications of the ORDNANCE SURVEY and of the GEOLOGICAL SURVEY can be purchased from Agents in most of the chief towns in the United Kingdom, through any Bookseller, or from the Director General of the Ordnance Survey, Southampton, or in the case of Ireland, from the Officer in Charge, Ordnance Survey, Dublin. In addition, Ordnance Survey Publications can be obtained through Head Post Offices in towns where there are no accredited Agents.

The following is a list of some of the more important Parliamentary and Official Publications recently issued.—

### Parliamentary:

#### Statutes—

- Public General*, Session 1900, Sess. 2, and 1901. With Index, Tables, &c. Roy 8vo. Cloth. Price 3s  
*Second Revised Edition*. A.D. 1235–1713 to A.D. 1872–1883. XVI. Vols. Price 7s 6d each  
*Revised Editions*. Tables showing subsequent Repeals, effected by Acts of 63 & 64 Vict. 1900. Price 6s  
*Statutes in Force Chronological Table of and Index to*. 18th Edition. To Aug. 8, 1902, being the period of the Session 2 Edward VII (1902), when Parliament adjourned. 2 vols. Price 10s 6d.  
*The Statutory Rules and Orders revised*. Statutory Rules and Orders, other than those of a local, personal, or temporary character, issued prior to 1890, and now in force. Vols. I to VIII. Price 10s each.  
*Statutory Rules and Orders*, other than those of a Local, Personal, or Temporary Character. With a List of the more important Statutory Orders of a Local Character arranged in classes; and an Index. Roy 8vo. Boards. Issued in the years 1890, 1891, 1892, 1893, 1894, 1895, 1896, 1897, 1898, 1899, 1900, and 1901. Price 10s each.  
*Statutory Rules and Orders in force on 31st December 1899*. Index to. Price 10s  
*Statutory Rules and Orders, 1902*. Registered under the Rules Publication Act, 1893. In course of issue.  
*Index to Local and Personal Acts, 1801–1899*. Price 10s.  
*Acts of Parliament, Session 1902*. In course of issue.
- EDUCATIONAL SUBJECTS. Special Reports. Vols. II to XI. United Kingdom and Colonial and other Possessions, and the principal Countries of the World. Price (complete) £1 12s. 7½d. (Vol. I. is out of print)  
[Cd. 1151. Cd. 1152. Cd. 1153.] PORT OF LONDON. Royal Commission. Report, with Evidence and Appendices. Complete. Price 7s 2d.  
[Cd. 1302.] VENTILATION OF FACTORIES AND WORKSHOPS. First Report of Departmental Committee on, with Appendices. Price 1s 8d.  
[Cd. 1312.] ICHTHYOLOGICAL RESEARCH. Report of Committee on, with evidence, Appendix and Index. Price 4s 1d.  
[Cd. 1314.] AGRICULTURE AND TECHNICAL INSTRUCTION, IRELAND. Second Report. 1901–02. Price 1s 6d.  
[Cd. 1324.] STATISTICAL TABLES RELATING TO COLONIAL AND OTHER POSSESSIONS. Part XXV, 1900. Price 5s 10d.  
[Cd. 1333. Cd. 1335.] LOCAL RECORDS COMMITTEE. Report as to the existing arrangements for the collection and custody; with Appendices. Price 2s 10d.  
[Cd. 1356.] COLONIAL IMPORT DUTIES, 1902. Rates levied. Price 1s 11d.  
[Cd. 1380.] NAVY. Water Tube Boilers. Report on trials. Price 7s 11d.  
[Cd. 1381.] INEBRIATES ACTS, 1879 to 1900. Report on the working of. 1901. Price 1s 6d.  
METROPOLIS WATER ACT, 1902. Cap. 41. Price 4½d.  
EDUCATION ACT, 1902. Cap. 42. Price 3d.  
CENSUS, England and Wales, Scotland and Ireland, 1901. Reports and Population Tables. In course of issue.  
MINES. Reports of H.M. Inspectors for 1901, with Summaries of the Statistical portion under the provisions of the Coal Mines Regulation Act, 1887; Metalliferous Mines Regulation Acts, 1872–1875, Slate Mines (Gunpowder) Act, 1882, Districts Nos. 1 to 12. Complete. Price 8s. 2½d.  
MINES in the United Kingdom and the Isle of Man. Last of, for 1901. Price 3s. 2½d.  
QUARRIES. Do. do. do. 1901. Price 4s. 5d.  
MINES ABANDONED. List of the Plans of Corrected to 31st December 1901. Price 1s.

The following appear periodically, and can be subscribed for:—

TRADE OF THE UNITED KINGDOM WITH BRITISH POSSESSIONS AND FOREIGN COUNTRIES, showing the Quantities and the Declared Value of the Articles.

TRADE REPORTS of the British Colonies, with information relative to population and general condition.

TRADE REPORTS by His Majesty's Representatives in Foreign Countries, and Reports on Commercial and General Interests.

The Proceedings of Parliament in public and private business, published daily. House of Lords, Price 1d per 4 pp.; House of Commons, 1d. per 8 pp.

*Rev*

T. A B L E S

RELATING TO THE

TRADE OF BRITISH INDIA

WITH

BRITISH POSSESSIONS .

AND FOREIGN COUNTRIES,

1897-98 TO 1901-1902.

8

---

Presented to both Houses of Parliament by Command of His Majesty.

---



LONDON:

PRINTED FOR HIS MAJESTY'S STATIONERY OFFICE,

BY WYMAN AND SONS, LIMITED, FETTER LANE, E.C.

And to be purchased, either directly or through any Bookseller, from  
EYRE AND SPOTTISWOODE, EAST HARDING STREET, FLEET STREET, E.C.; and  
32, ABINGDON STREET, WESTMINSTER, S.W.; or  
OLIVER AND BOYD, EDINBURGH; or  
E. PONSONBY, 116, GRAFTON STREET, DUBLIN.

1903.

Values until 1898-99 were expressed in Tens of Rupees (Rx.). As, however, the Government of India have discontinued this mode of presenting values in Indian money, and have adopted the symbol £ (taking 15 rupees as equivalent to £1), values for 1899-1900 to 1901-02 are given in pounds, and those for the preceding years in rupees.



## CONTENTS.

### TABLES RELATING TO THE TRADE OF BRITISH INDIA.

No. of Table.		Page
1	TOTAL TRADE: Value	4
2	PRIVATE MERCHANDISE: Principal Countries: Imports	5
3	Exports (Indian Merchandise)	6
4	" (Foreign " )	7
5	Principal Articles: Imports: Quantity	8
6	" Value	9
7	Exports (Indian Merchandise): Quantity	22
8	" " " Value	23
9	" (Foreign " ): Quantity	30
10	" " " Value	31
11	Articles and Countries: Imports and Exports: Quantity and Value	36
12	GOVERNMENT STORES: Imports	75
13	Exports	77
14	TRADE WITH PRINCIPAL COUNTRIES, distinguishing Principal Articles: Quantities	78
15	" " Values	79
16	TREASURE: Imports from different Countries	106
17	Description of Imports	107
18	Exports to different Countries	108
19	Description of Exports	109
20	PROVINCES AND PORTS: Distribution of Trade	110
21	CUSTOMS DUTY: Gross amount collected on different Articles, &c.	111
22	LAND TRADE: Value of Registered Imports and Exports, distinguishing Countries, &c.	112
23	SHIPPING: Vessels entered and cleared, distinguishing Steamers <i>viâ</i> Suez Canal	113
24	" " with Cargoes and in Ballast	"
25	" entered, distinguishing Countries	114
26	" cleared, " "	115
27	" entered and cleared, distinguishing Nationalities	116
28	" built at Indian Ports	117
29	" first registered at Indian Ports	"
30	COASTING TRADE: Value of the Total Trade	118
31	Total Value of Private Merchandise and Treasure imported into and exported from Indian Ports in the several Presidencies and Provinces	"
32	COASTING SHIPPING: Vessels entered and cleared with Cargoes and in Ballast	119
33	TRADE OF ADEN	"

INDIA OFFICE,  
29th January 1903.

ARTHUR GODLEY,  
Under Secretary of State.

# T A B L E S

RELATING TO  
THE TRADE OF BRITISH INDIA.

NOTE.—The Values throughout the following Tables are given in Rupees up to 1898-99, and subsequently in pounds, at the rate of 15 Rupees to £1. —

No. 1.  
VALUE of the TOTAL TRADE.

	1897-98.	1898-99.	1899-1900.	1900-01.	1901-02.
<b>SEA-BORNE TRADE.</b>					
<b>Imports:</b>	<i>Rupees.</i>	<i>Rupees.</i>	£	£	£
PRIVATE MERCHANDISE - - -	692,666,630	683,803,410	47,141,242	50,851,923	54,313,878
GOVERNMENT STORES - - -	43,803,720	37,211,870	3,061,745	3,077,803	4,841,047
TOTAL MERCHANDISE - - -	736,470,350	721,015,280	50,202,987	53,929,726	59,154,925
TREASURE, PRIVATE - - - - -	204,762,870	178,839,570	13,972,342	10,975,739	13,098,920
"    GOVERNMENT - - - - -	543,300	116,560	10,115	5,408,769	635,304
TOTAL TREASURE - - - - -	205,306,170	178,956,130	13,982,457	16,384,508	13,734,224
TOTAL IMPORTS - - - - -	941,776,520	899,971,410	64,185,444	70,314,234	72,889,149
<b>Exports:</b>					
PRIVATE MERCHANDISE:					
INDIAN PRODUCE AND MANUFACTURES - - - - -	937,861,010	1,093,502,770	70,455,797	69,440,332	80,803,375
FOREIGN    DITTO - - - - -	37,511,720	33,711,960	2,194,994	2,139,021	2,173,211
GOVERNMENT STORES - - - - -	955,080	782,520	71,424	233,024	286,941
TOTAL MERCHANDISE - - - - -	976,327,810	1,127,997,250	72,722,215	71,812,377	83,263,527
TREASURE, PRIVATE - - - - -	71,341,690	74,081,810	5,300,027	4,982,970	5,641,711
"    GOVERNMENT - - - - -	144,780	32,400	4,231	4,501,960	2,005,529
TOTAL TREASURE - - - - -	71,486,470	74,114,210	5,304,258	9,484,930	7,647,240
TOTAL EXPORTS - - - - -	1,047,814,280	1,202,111,460	78,026,473	81,297,307	90,910,767
<b>Total Sea-borne Trade - - -</b>	<b>1,989,590,800</b>	<b>2,102,082,870</b>	<b>142,211,917</b>	<b>151,611,541</b>	<b>163,799,916</b>
NET EXPORTS OF MERCHANDISE - - -	239,857,460	406,981,970	22,519,228	17,882,651	24,108,602
NET IMPORTS OF TREASURE - - - - -	133,819,700	104,841,920	8,678,199	6,899,578	6,086,984
EXCESS OF EXPORTS - - - - -	106,037,760	302,140,050	13,841,029	10,983,073	18,021,618
<b>Percentage of Sea-borne Trade <i>vis à vis</i> Suez Canal:</b>					
IMPORTS, MERCHANDISE - - - - -	83 92	85 69	85 59	83 12	84 58
"    TREASURE - - - - -	74 16	60 61	62 13	65 79	65 61
EXPORTS, MERCHANDISE - - - - -	58 61	60 32	59 85	64 52	60 64
"    TREASURE - - - - -	30 03	31 36	25 10	76 43	53 66
TOTAL SEA-BORNE TRADE - - - - -	68 66	68 02	67 81	72 02	70 19
<b>LAND TRADE.</b>					
<b>Imports:</b>					
MERCHANDISE - - - - -	50,226,780	54,895,150	4,095,669	4,276,584	4,600,235
TREASURE - - - - -	6,119,230	5,913,140	597,045	456,271	567,857
TOTAL IMPORTS - - - - -	56,346,010	60,808,290	4,692,714	4,732,855	5,168,092
<b>Exports:</b>					
MERCHANDISE - - - - -	40,835,870	45,821,920	3,364,923	3,617,448	4,018,802
TREASURE - - - - -	8,481,100	6,475,420	355,632	763,015	388,183
TOTAL EXPORTS - - - - -	49,316,970	52,297,340	3,720,555	4,380,463	4,406,985
<b>Total Land Trade - - - - -</b>	<b>105,662,980</b>	<b>113,105,630</b>	<b>8,413,269</b>	<b>9,113,318</b>	<b>9,575,077</b>

VALUE of IMPORTS of MERCHANDISE (exclusive of Government Stores) from PRINCIPAL COUNTRIES into British India.

COUNTRIES.	1897-98.	1898-99.	1899-1900.	1900-01.	1901-02.
	<i>Rupees.</i>	<i>Rupees.</i>	£	£	£
UNITED KINGDOM . . . . .	464,548,660	470,321,700	32,502,127	32,450,647	35,037,509
<b>BRITISH POSSESSIONS :</b>					
Europe : Gibraltar . . . . .	102,840	49,410	3,502	3,144	2,778
Malta . . . . .	27,410	16,300	3,537	957	1,004
Asia : Aden . . . . .	1,531,790	1,153,420	99,059	110,756	163,308
Ceylon . . . . .	10,711,420	7,020,050	409,740	504,934	604,148
China, Hong Kong . . . . .	12,918,530	11,508,760	734,529	1,067,684	726,019
Straits Settlements . . . . .	24,098,280	20,062,100	1,290,381	1,544,635	1,587,923
Africa : British East Africa . . . . .	1,556,550	2,348,570	162,729	115,871	144,945
Cape Colony . . . . .	21,530	12,050	876	1,805	623
Mauritius . . . . .	16,830,710	19,593,450	1,098,530	1,613,032	1,307,370
Natal . . . . .	60,900	41,790	4,005	1,227	2,919
America : Canada . . . . .	10,740	6,190	18,110	600	14,535
Australia (including Tasmania and New Zealand)	3,344,300	3,257,030	290,864	518,566	461,882
	71,215,000	65,069,120	4,115,862	5,483,211	5,017,454
<b>FOREIGN COUNTRIES :</b>					
Europe : Austria-Hungary . . . . .	21,467,930	24,283,750	1,588,900	2,091,228	2,626,479
Belgium . . . . .	22,848,390	22,304,320	1,224,021	1,620,312	2,008,860
Denmark . . . . .	4,270	17,700	586	187	130
France . . . . .	8,827,960	10,318,450	683,921	738,945	917,836
Germany . . . . .	24,345,190	17,278,760	1,123,259	1,735,361	2,024,844
Greece . . . . .	3,010	4,480	992	498	829
Holland . . . . .	2,890,880	3,522,010	206,984	286,905	399,497
Italy . . . . .	4,991,630	5,569,280	493,412	550,953	649,903
Norway . . . . .	652,730	537,920	27,339	27,470	41,285
Portugal . . . . .	37,320	67,470	4,237	2,481	1,087
Russia . . . . .	20,807,570	20,529,950	1,600,982	1,892,955	2,124,110
Spain . . . . .	37,360	81,450	6,044	2,569	3,900
Sweden . . . . .	1,328,150	1,132,600	46,226	43,998	75,382
Turkey in Europe . . . . .	25,680	27,060	93,885	115,064	870
Asia : Arabia . . . . .	4,994,710	4,437,940	538,817	378,750	445,577
China, Treaty Ports . . . . .	3,991,590	5,410,130	329,729	630,442	467,881
Cochin-China . . . . .	267,100	480	37,020	133	283
Japan . . . . .	5,345,190	5,450,050	333,301	558,965	474,121
Java . . . . .	2,081,490	1,958,060	182,913	177,523	198,980
Maldiv Islands . . . . .	99,430	59,880	4,027	5,669	3,232
Mekran and Sonmiani . . . . .	806,430	630,000	51,235	52,213	50,272
Persia . . . . .	6,919,130	5,839,530	551,955	475,798	452,036
Philippine Islands . . . . .	20,510	12,620	9,609	10,933	18,319
Siam . . . . .	1,044,690	598,150	63,953	96,253	89,716
Sumatra . . . . .	3,289,950	1,594,940	11,926	0	0
Turkey in Asia . . . . .	2,912,860	1,454,780	293,248	363,110	206,936
Africa : Abyssinia . . . . .	132,700	43,890	5,272	3,204	5,495
Egypt . . . . .	1,908,360	1,257,080	147,284	199,005	169,309
Madagascar . . . . .	44,340	37,900	900	545	1,509
Portuguese East Africa . . . . .	352,300	124,020	18,951	14,568	9,762
Réunion . . . . .	16,760	6,900	287	0	0
America . Central and South America . . . . .	5,600	3,680	111	3	77
United States . . . . .	14,310,750	13,626,690	828,073	833,303	785,927
West Indies* . . . . .	900	3,850	240	278	57
Other Countries . . . . .	90,190	186,820	13,614	8,444	4,414
	156,902,970	148,412,590	10,523,253	12,918,065	14,258,915
<b>TOTAL IMPORTS . . . . .</b>	<b>692,666,630</b>	<b>683,803,410</b>	<b>47,141,242</b>	<b>50,851,923</b>	<b>54,313,878</b>

\* British and Foreign Possessions are not shown separately for the West Indies.

VALUE of EXPORTS of INDIAN PRODUCE and MANUFACTURES (exclusive of Government Stores)  
to PRINCIPAL COUNTRIES from British India.

COUNTRIES.		1897-98.	1898-99.	1899-1900.	1900-01.	1901-02.
		<i>Rupees.</i>	<i>Rupees.</i>	£	£	£
UNITED KINGDOM - - - - -		291,962,010	320,060,180	20,589,258	20,900,167	20,247,023
BRITISH POSSESSIONS :						
Europe :	Gibraltar - - - - -	448,160	28,100	3,162	6,339	11,668
	Malta - - - - -	40,390	58,830	3,711	3,075	4,176
Asia :	Aden - - - - -	8,483,740	10,645,400	589,662	437,408	604,190
	Ceylon - - - - -	39,977,890	42,072,120	2,784,841	3,192,525	2,985,331
	China, Hong Kong - - - - -	75,583,160	79,415,690	5,300,379	5,281,956	6,560,567
	Straits Settlements - - - - -	42,935,980	56,444,090	3,662,084	4,572,071	4,225,976
Africa :	British East Africa - - - - -	5,318,800	8,434,720	355,413	419,393	355,664
	Cape Colony - - - - -	2,919,830	2,667,830	194,110	190,275	239,713
	Mauritius - - - - -	11,242,020	12,710,870	648,224	834,741	857,377
	Natal - - - - -	2,609,070	3,680,360	238,297	245,835	373,453
	St. Helena - - - - -	7,750	0	0	0	0
America :	Canada - - - - -	343,300	462,050	51,328	69,870	42,177
Australia (including Tasmania and New Zealand)		12,358,660	12,819,560	1,064,664	1,273,971	1,334,129
		202,268,750	229,439,620	14,895,875	16,527,459	17,594,421
FOREIGN COUNTRIES :						
Europe .	Austria-Hungary - - - - -	21,012,590	20,871,800	1,134,189	1,804,958	1,584,055
	Belgium - - - - -	30,279,580	47,421,810	2,274,371	2,365,295	3,145,295
	Denmark - - - - -	11,360	14,530	651	23,370	3,540
	France - - - - -	56,272,000	78,159,700	4,434,914	3,988,072	5,919,040
	Germany - - - - -	71,815,950	82,458,060	5,009,262	6,137,495	6,775,123
	Greece - - - - -	79,350	77,160	2,729	1,259	4,090
	Holland - - - - -	2,989,340	4,717,820	283,999	304,967	550,388
	Italy - - - - -	26,741,660	33,050,530	1,808,711	2,041,979	1,945,757
	Portugal - - - - -	372,810	536,860	32,947	18,563	2,080
	Russia - - - - -	1,090,570	1,227,240	81,774	162,238	140,161
	Spain - - - - -	2,060,920	1,522,410	111,307	290,046	266,349
	Sweden - - - - -	113,260	184,110	3,471	28,387	17,839
	Turkey in Europe - - - - -	689,060	909,840	36,898	50,175	63,176
Asia :	Arabia - - - - -	8,643,130	12,970,860	452,919	452,971	633,708
	China, Treaty Ports - - - - -	45,243,270	47,663,440	4,076,618	2,546,589	5,143,435
	Cochin-China - - - - -	763,660	1,449,840	103,327	158,758	164,881
	Japan - - - - -	41,579,810	52,155,870	4,224,443	1,389,704	4,634,952
	Java - - - - -	1,239,190	872,570	47,267	142,334	261,852
	Maldivo Islands - - - - -	120,730	126,800	9,112	14,658	3,000
	Mekran and Sonmiani - - - - -	562,910	501,890	24,271	23,908	30,063
	Persia - - - - -	5,419,560	7,053,400	243,962	344,133	366,377
	Philippine Islands - - - - -	230,480	36,110	4,856	66,547	104,335
	Siam - - - - -	400,770	327,270	24,520	30,534	34,739
	Sumatra - - - - -	32,150	0	2,437	8,723	8,526
	Turkey in Asia - - - - -	4,643,170	5,476,230	272,998	373,243	414,637
Africa :	Abyssinia - - - - -	827,970	2,563,000	109,052	53,762	22,797
	Egypt - - - - -	39,473,330	68,470,800	3,580,702	2,998,627	3,556,759
	Madagascar - - - - -	190,570	77,180	3,794	11,928	14,415
	Portuguese East Africa - - - - -	1,091,860	1,195,510	96,196	162,159	88,228
	Réunion - - - - -	1,063,450	1,363,580	66,009	80,689	70,292
America :	Central and South America - - - - -	17,124,220	12,799,117	1,057,144	878,147	1,042,099
	United States - - - - -	58,747,090	53,841,910	5,076,586	4,811,343	5,579,268
	West Indies* - - - - -	1,025,610	1,593,290	86,813	62,350	203,234
Other Countries - - - - -		1,678,810	2,312,433	192,415	184,895	167,441
		443,626,500	544,002,970	34,970,664	32,012,706	42,961,931
TOTAL EXPORTS - - - - -		937,861,010	1,093,502,770	70,455,797	69,440,332	80,803,375

\* See note on page 5.

## No. 4.

VALUE of EXPORTS of FOREIGN (including BRITISH and COLONIAL) MERCHANDISE (exclusive of Government Stores) to PRINCIPAL COUNTRIES from British India.

COUNTRIES.	1897-98.	1898-99.	1899-1900.	1900-01.	1901-02.
	<i>Rupees.</i>	<i>Rupees.</i>	£	£	£
UNITED KINGDOM - - - - -	10,139,580	8,474,860	553,303	455,642	487,073
<b>BRITISH POSSESSIONS :</b>					
Europe : Gibraltar - - - - -	220	540	13	1,017	1,139
Malta - - - - -	0	2,150	10	304	792
Asia : Aden - - - - -	1,485,850	1,412,270	96,213	89,393	111,279
Ceylon - - - - -	1,007,490	1,028,580	77,864	101,975	73,986
China, Hong Kong - - - - -	1,369,980	1,372,930	90,860	62,988	78,616
Straits Settlements - - - - -	2,693,710	3,295,630	204,609	156,684	182,851
Africa : British East Africa - - - - -	2,500,290	2,057,800	126,991	125,396	125,416
Cape Colony - - - - -	9,690	46,700	947	1,048	2,446
Mauritius - - - - -	733,850	555,580	40,938	37,578	65,852
Natal - - - - -	411,160	166,190	8,914	11,018	34,514
America : Canada - - - - -	0	1,470	0	0	17
Australia (including Tasmania and New Zealand).	11,740	53,140	2,486	2,342	4,423
	10,223,980	9,992,980	649,845	589,743	681,331
<b>FOREIGN COUNTRIES :</b>					
Europe : Austria-Hungary - - - - -	45,900	103,330	9,633	8,084	5,727
Belgium - - - - -	112,800	70,310	15,338	8,514	6,700
France - - - - -	155,780	104,450	8,085	23,394	10,901
Germany - - - - -	68,460	89,490	11,419	8,820	9,526
Greece - - - - -	200	3,480	40	461	249
Holland - - - - -	230	640	18	0	9
Italy - - - - -	245,780	155,900	33,566	22,257	13,818
Russia - - - - -	1,006,500	73,550	929	3,396	2,090
Turkey in Europe - - - - -	7,330	4,290	88	359	61
Asia : Arabia - - - - -	3,104,480	2,587,960	168,759	165,137	223,731
China, Treaty Ports - - - - -	73,500	86,840	9,075	7,158	9,446
Cochin-China - - - - -	320	880	201	0	33
Japan - - - - -	154,770	224,500	13,220	8,929	9,370
Java - - - - -	34,260	18,570	1,467	1,037	1,377
Maldiv Islands - - - - -	6,470	10,030	279	485	442
Mekran and Somiani - - - - -	219,410	168,220	12,338	18,118	20,066
Persia - - - - -	8,621,550	8,566,420	496,940	539,183	450,794
Philippine Islands - - - - -	650	1,910	429	321	243
Siam - - - - -	29,910	48,340	2,357	7,096	7,049
Sumatra - - - - -	1,000	3,390	2,667	81	7
Turkey in Asia - - - - -	1,373,280	1,456,570	99,219	110,592	116,396
Africa : Abyssinia - - - - -	7,570	53,430	3,679	9,137	3,717
Egypt - - - - -	226,910	180,300	8,925	13,440	12,691
Madagascar - - - - -	154,290	63,740	2,334	7,578	7,007
Portuguese East Africa - - - - -	1,204,670	945,030	69,227	99,282	59,844
Réunion - - - - -	590	200	13	0	0
America : Central and South America - - - - -	29,350	8,650	946	298	804
United States - - - - -	13,860	31,140	3,047	10,179	13,700
West Indies* - - - - -	4,750	1,310	129	356	694
Other Countries - - - - -	243,590	181,550	17,479	19,944	18,315
	17,148,160	15,244,120	991,846	1,093,636	1,004,807
<b>TOTAL EXPORTS - - - - -</b>	<b>37,511,720</b>	<b>33,711,960</b>	<b>2,194,994</b>	<b>2,139,021</b>	<b>2,173,211</b>

\* See note on page 5.

## QUANTITY\* of IMPORTS of PRINCIPAL ARTICLES into British India.

ARTICLES.	1897-98.	1898-99.	1899-1900.	1900-01.	1901-02.
<b>I.—ANIMALS, LIVING .</b>					
Horses - - - - - No.	4,982	7,622	7,093	10,682	10,232
Other sorts - - - - - "	2,563	1,715	8,551	1,015	1,172
Total Number of Animals, Living - "	7,545	9,337	15,644	11,697	11,404
<b>II.—ARTICLES OF FOOD AND DRINK :</b>					
Coffee - - - - - Cwt.	11,185	20,748	9,986	7,503	7,526
<b>Fruits and Vegetables :</b>					
<b>Fruits .</b>					
Cocoanuts - - - - - No.	18,384,408	16,441,728	11,897,652	17,382,627	12,406,255
"    Kernel or Copra - - - Cwt.	42,577	10,443	6,619	6,764	10,417
Other sorts - - - - - "	—	—	—	—	—
Vegetables, fresh - - - - - "	—	—	—	—	—
<b>Gram and Pulse :</b>					
Gram - - - - - Cwt.	2,409	931	2,078	3,592	7,669
Pulse - - - - - "	90,930	28,934	162,601	485,462	220,224
Rice in the husk - - - - - "	24,231	7,407	7,290	23,670	286
"    not in the husk - - - - - "	678,387	6,010	307,642	83,024	61,984
Wheat - - - - - "	46,325	47	307,527	559,351	210,915
Wheat flour - - - - - "	28,586	8,304	16,868	14,071	28,343
Other sorts - - - - - "	201,547	7,538	705,569	785,925	37,868
"	1,072,415	59,171	1,509,575	1,955,095	567,289
Hops - - - - - Cwt.	3,027	3,781	4,218	4,080	4,109
<b>Liquors :</b>					
Ale, Beer, Porter, Cider, &c. - Gals.	2,838,572	3,231,025	3,211,984	3,231,444	3,678,764
<b>Spirits .</b>					
Brandy - - - - - "	279,400	290,556	282,611	292,561	302,059
Gin - - - - - "	68,084	64,252	63,541	72,287	73,215
Liqueurs - - - - - "	11,966	14,615	11,673	11,509	11,804
Rum - - - - - "	45,649	51,390	50,910	44,963	40,671
Whisky - - - - - "	511,986	546,197	546,200	530,495	553,971
Other sorts - - - - - "	300,406	296,338	289,982	292,488	293,805
"	1,217,491	1,263,348	1,244,917	1,253,303	1,275,525
<b>Wines :</b>					
Champagne - - - - - "	29,950	31,825	30,242	28,066	28,951
Claret - - - - - "	75,364	74,478	69,401	55,453	56,821
Port - - - - - "	84,540	82,518	80,202	86,976	78,668
Sherry - - - - - "	25,528	24,747	22,583	22,693	22,177
Other sorts - - - - - "	110,719	118,636	116,421	131,439	114,055
"	326,101	332,204	318,949	324,627	300,672
"	4,382,164	4,826,577	4,775,750	4,809,374	5,254,961
<b>Provisions :</b>					
Bacon and Hams - - - - - Lbs.	983,730	1,093,694	1,056,682	1,144,716	1,136,959
Biche de mer - - - - - "	17,271	18,475	22,950	16,329	46,452
Butter - - - - - "	209,785	222,329	229,119	331,880	269,904
Cheese - - - - - "	911,231	948,754	872,296	965,836	940,623
Fishmaws and Sharkfins - - - - - "	1,567,784	1,326,528	1,422,497	1,405,140	1,797,114
Fish, dry, salted - - - - - "	17,127,480	14,559,185	15,398,822	15,765,445	17,253,310
"    dry, unsalted - - - - - "	2,176,960	3,445,207	1,880,187	2,324,146	4,253,821
"    wet, salted ( <i>ngapi</i> ) - - - - - "	17,162,815	14,479,313	9,787,365	10,549,851	13,411,608
<b>Fruits and Vegetables—dried, salted, or preserved :</b>					
Dates - - - - - Cwt.	658,206	463,181	781,281	871,272	901,006
Other sorts - - - - - "	119,034	96,321	94,601	106,511	118,955
Ghi - - - - - Lbs.	393,986	90,372	1,157,036	2,398,364	865,466
Other sorts - - - - - Cwt.	276,975	243,678	256,219	319,641	286,387
Salt - - - - - Tons	486,716	411,865	416,636	347,787	516,231

\* The mark — denotes that the quantities are not stated, owing to the variety of articles included under one head, or for other reasons; while the mark 0 signifies that there was no import or export at all, as the case may be, of the article in question.

## VALUE of IMPORTS of PRINCIPAL ARTICLES into British India.

ARTICLES.	1897-98.	1898-99.	1899-1900.	1900-01.	1901-02.
<b>I.—ANIMALS, LIVING :</b>					
Horses - - - - -	Rupees. 2,182,750	Rupees. 3,230,960	£ 197,934	£ 318,459	£ 306,491
Other sorts - - - - -	93,560	62,100	4,395	6,421	4,532
Total Value of Animals, Living - - -	2,276,310	3,293,060	202,329	324,880	311,043
<b>II.—ARTICLES OF FOOD AND DRINK :</b>					
Coffee - - - - -	528,440	696,890	21,427	17,318	14,864
<b>Fruits and Vegetables :</b>					
<b>Fruits :</b>					
Cocoanuts - - - - -	853,980	787,250	39,587	49,002	38,774
"    Kernel or Copra - - - - -	464,670	114,810	4,846	4,963	8,311
Other sorts - - - - -	77,560	134,210	8,678	8,866	5,920
Vegetables, fresh - - - - -	88,600	87,890	9,193	8,956	540
	1,484,810	1,124,160	62,304	71,787	53,545
<b>Grain and Pulse :</b>					
Gram - - - - -	14,480	4,760	724	1,289	2,696
Pulse - - - - -	445,240	125,750	57,482	172,462	76,170
Rice in the husk - - - - -	131,600	22,640	1,924	5,593	53
"    not in the husk - - - - -	4,133,900	33,700	118,272	28,852	23,739
Wheat - - - - -	251,800	300	104,149	192,160	68,267
Wheat Flour - - - - -	253,680	89,920	9,253	7,129	11,709
Other sorts - - - - -	877,220	35,570	192,858	231,868	11,063
	6,107,920	312,640	484,662	639,353	193,697
Hops - - - - -	234,870	447,690	23,093	22,101	18,084
<b>Liquors :</b>					
Ale, Beer, Porter, Cider, &c. - - - - -	4,624,310	4,814,380	303,926	313,346	340,532
<b>Spirits :</b>					
Brandy - - - - -	2,279,070	2,310,690	152,342	156,955	160,185
Gin - - - - -	292,230	257,430	16,962	19,978	19,779
Liqueurs - - - - -	158,630	205,710	10,627	10,186	9,763
Rum - - - - -	98,710	100,610	5,940	6,874	6,408
Whisky - - - - -	3,665,340	3,812,010	247,775	244,122	251,401
Other sorts - - - - -	1,718,280	1,879,570	137,023	137,519	143,755
	8,212,260	8,566,020	570,669	575,634	591,291
<b>Wines :</b>					
Champagne - - - - -	866,000	939,050	58,503	54,619	55,013
Claret - - - - -	414,690	405,530	22,604	18,542	17,579
Port - - - - -	771,500	739,300	46,772	50,114	45,592
Sherry - - - - -	200,010	194,690	11,539	11,291	11,097
Other sorts - - - - -	794,180	796,230	50,972	54,393	48,592
	3,048,380	3,094,800	190,390	188,959	177,873
	15,884,950	16,473,200	1,064,985	1,077,939	1,109,696
<b>Provisions :</b>					
Bacon and Hams - - - - -	727,230	752,550	46,805	50,786	49,806
Bêche de mer - - - - -	7,640	8,170	629	460	1,251
Butter - - - - -	223,650	226,270	15,244	22,040	19,618
Cheese - - - - -	633,380	588,030	35,619	40,005	35,273
Fishmaws and Sharkfins - - - - -	637,220	538,710	37,605	32,917	43,880
Fish, dry, salted - - - - -	1,695,620	1,584,710	105,986	117,875	144,245
"    dry, unsalted - - - - -	161,770	245,690	8,194	7,627	15,076
"    wet, salted ( <i>ngapi</i> ) - - - - -	620,840	586,090	26,779	28,759	35,617
<b>Fruits and Vegetables—dried, salted, or preserved :</b>					
Dates - - - - -	3,362,640	2,528,780	250,797	279,665	280,739
Other sorts - - - - -	1,752,340	1,457,960	106,065	106,153	135,184
Ghi - - - - -	142,090	34,490	28,983	71,402	27,832
Other sorts - - - - -	7,092,790	6,815,250	462,792	559,455	534,594
	17,057,210	15,316,670	1,125,498	1,317,144	1,323,115
Salt - - - - -	8,687,180	6,612,270	407,997	377,338	517,944

## QUANTITY OF IMPORTS OF PRINCIPAL ARTICLES into British India—continued.

ARTICLES.	1897-98.	1898-99.	1899-1900.	1900-01.	1901-02.
<b>II.—ARTICLES OF FOOD AND DRINK—continued.</b>					
Spices.					
Betelnuts - - - - - Lbs.	80,877,916	76,665,185	89,845,846	87,805,234	78,581,038
Cardamoms - - - - - "	314,729	144,682	73,225	189,720	199,118
Cloves - - - - - "	3,629,705	7,106,581	7,815,486	5,659,372	6,983,582
Ginger - - - - - "	2,295,753	465,367	731,940	1,216,188	863,837
Nutmegs - - - - - "	453,322	557,512	484,627	580,867	589,295
Pepper - - - - - "	4,878,631	2,261,357	2,074,971	2,082,356	1,239,560
Other sorts - - - - - "v.	791,398	788,354	318,594	257,337	327,872
	93,241,454	87,989,038	101,344,689	97,791,074	88,784,302
Sugar:					
Refined or crystallised, including sugar-candy - - - - - Cwt.	4,235,394	3,764,910	2,935,992	4,841,636	5,428,103
Unrefined - - - - - "	373,236	312,589	424,870	3,819	78,568
Molasses - - - - - "	*	*	*	404,858	424,485
Confectionery - - - - - "	*	*	*	26,477	23,576
	4,608,630	4,077,499	3,360,862	5,276,790	5,954,732
Tea - - - - - Lbs.	3,515,013	3,659,442	3,203,111	4,949,633	3,204,467
Other articles - - - - - Cwt.	161	37	179	174	187
<b>III.—METALS AND MANUFACTURES OF:</b>					
Metals:					
Brass (mainly wrought) - - - Cwt	13,198	8,729	10,196	11,899	10,004
Copper:					
Old, for re-manufacture * - - "	840	755	787	877	775
Unwrought:					
Tiles, ingots, cakes, and bricks - - - - - "	53,568	24,738	8,241	24,567	41,613
Other sorts - - - - - "	7,915	10,220	1,928	508	1,275
Wrought.					
Lametta - - - - - "	2,907	3,447	3,632	2,841	3,067
Mixed or Yellow Metal, for sheathing - - - - - "	160,223	137,789	51,687	90,988	100,641
Sheets and other manufactures - - - - - "	96,895	74,352	24,571	40,190	46,451
	322,348	251,301	90,846	159,971	193,822
German Silver - - - - - "	*	*	*	22,050	21,104
Iron:					
Old, for re-manufacture - - - Cwt.	31,114	11,770	36,991	14,003	16,087
Cast (pig) - - - - - "	217,415	244,224	263,563	195,699	291,422
Wrought:					
Anchors, Cables, and Kentledge - - - - - "	22,420	11,504	11,834	11,432	21,465
Angle, Bolt, and Rod - - - - - "	737,239	595,999	310,143	291,267	234,909
Bar - - - - - "	536,004	535,257	499,678	645,462	855,106
Beams, Pillars, Girders, and Bridge-work - - - - - "	101,407	69,719	53,256	58,756	72,084
Hoop - - - - - "	84,226	82,756	79,422	66,705	93,606
Nails, Screws, Rivets, and Washers - - - - - "	206,711	162,535	191,433	242,560	203,021
Pipes and Tubes - - - - - "	393,330	287,816	257,118	296,834	322,520
Rice-bowls - - - - - "	77,368	58,526	69,352	74,042	67,898
Sheets and Plates:					
Tinned - - - - - "	224,000	206,744	177,414	219,812	232,870
Galvanised - - - - - "	762,930	682,997	674,161	919,104	879,316
Not Galvanised or Tinned - - - - - "	378,367	233,113	252,714	254,103	196,799
Wire - - - - - "	22,197	21,683	22,666	37,167	30,767
Other manufactures of iron, of iron mixed with steel - - - - - "	143,182	85,698	82,189	72,885	104,218
	3,937,910	3,290,341	2,981,934	3,399,831	3,612,088
Lead:					
Ore - - - - - Cwt.	3,158	4,146	5,370	3,662	6,208
Pig - - - - - "	10,773	13,891	12,866	14,651	31,104
Wrought:					
Sheets for tea chests - - - - - "	79,714	65,319	66,382	86,696	93,274
Sheets, Pipes, and Tubes - - - - - "	9,234	8,321	9,044	8,925	11,915
Other sorts - - - - - "	11,404	9,118	9,587	8,330	9,047
	114,283	100,795	103,249	122,264	151,548

Not separately enumerated.



## No. 6—continued.

## VALUE OF IMPORTS OF PRINCIPAL ARTICLES into British India—continued

ARTICLES.	1897-98.	1898-99.	1899-1900.	1900-01.	1901-02.
<b>II.—ARTICLES OF FOOD AND DRINK—continued.</b>					
	<i>Rupees.</i>	<i>Rupees.</i>	£	£	£
Spices:					
Betelnuts . . . . .	4,917,180	6,033,960	418,127	410,609	387,584
Cardamoms . . . . .	526,540	232,310	8,437	18,852	13,635
Cloves . . . . .	552,220	1,569,910	117,537	74,832	102,212
Ginger . . . . .	233,260	53,170	5,728	13,126	11,221
Nutmegs . . . . .	261,660	282,000	16,116	17,336	16,951
Pepper . . . . .	734,230	495,630	33,918	39,283	22,790
Other sorts . . . . .	222,640	223,560	11,154	12,033	10,667
	7,447,730	9,890,540	611,015	586,071	565,060
Sugar:					
Refined or crystallised, including sugar-candy . . . . .	47,087,930	39,532,320	2,155,660	3,651,850	3,745,151
Unrefined . . . . .	756,860	637,670	95,426	1,646	40,493
Molasses . . . . .	*	*	*	55,593	57,383
Confectionery . . . . .	*	*	*	61,055	58,346
	47,844,790	40,169,990	2,251,086	3,770,144	3,901,373
Tea . . . . .	2,129,860	1,869,440	105,762	169,142	106,929
Other articles . . . . .	400	70	24	24	29
Total Value of Articles of Food and Drink . . . . .	107,408,160	91,895,560	6,157,853	8,048,361	7,804,340
<b>III.—METALS AND MANUFACTURES OF:</b>					
Metals:					
Brass (mainly wrought) . . . . .	749,060	547,200	41,156	54,362	49,274
Copper:					
Old, for re-manufacture . . . . .	28,680	25,040	1,856	2,142	1,930
Unwrought:					
Tiles, ingots, cakes, and bricks . . . . .	2,331,400	1,088,120	30,089	99,128	155,522
Other sorts . . . . .	307,620	415,250	6,909	1,300	3,471
Wrought:					
Lametta . . . . .	449,230	525,550	41,228	34,884	36,345
Mixed or Yellow Metal, for sheathing . . . . .	6,351,170	5,512,040	164,404	300,392	327,588
Sheets and other manufactures . . . . .	4,741,590	3,646,770	108,272	173,576	195,441
	14,209,890	11,212,770	352,758	611,422	720,297
German Silver . . . . .	*	*	*	144,173	136,502
Iron:					
Old, for re-manufacture . . . . .	76,120	27,730	5,934	2,444	2,625
Cast (pig) . . . . .	621,420	623,150	53,003	45,242	58,223
Wrought:					
Anchors, Cables, and Kentledge . . . . .	265,010	124,950	10,214	12,180	18,995
Angle, Bolt, and Rod . . . . .	4,110,260	3,262,970	127,155	131,830	97,202
Bar . . . . .	3,069,720	2,953,820	200,475	278,529	331,135
Beams, Pillars, Girders, and Bridge-work . . . . .	853,280	703,490	36,730	48,159	61,409
Hoop . . . . .	550,240	519,090	37,541	37,740	42,541
Nails, Screws, Rivets, and Washers . . . . .	2,133,900	1,732,560	138,315	193,424	153,035
Pipes and Tubes . . . . .	2,815,400	2,210,890	168,818	207,438	196,027
Rice-bowls . . . . .	701,250	525,410	43,553	50,679	45,530
Sheets and Plates:					
Tinned . . . . .	2,151,950	1,828,760	136,424	184,072	176,053
Galvanised . . . . .	7,013,940	5,877,920	442,460	663,198	558,020
Not Galvanised or Tinned . . . . .	2,294,550	1,375,940	117,307	127,317	80,281
Wire . . . . .	227,930	206,590	17,787	30,060	19,541
Other manufactures of iron, or of iron mixed with steel . . . . .	1,837,850	1,102,820	77,216	81,010	94,886
	28,722,880	23,085,790	1,612,932	2,093,322	1,935,503
Lead:					
Ore . . . . .	39,420	52,560	4,642	3,335	5,676
Pig . . . . .	113,210	152,970	11,192	13,163	22,508
Wrought:					
Sheets for tea chests . . . . .	1,107,830	916,340	69,789	104,788	100,985
Sheets Pipes, and Tubes . . . . .	117,090	104,180	8,468	9,227	10,337
Other sorts . . . . .	181,260	145,920	10,396	10,228	9,846
	1,558,810	1,371,970	104,486	140,741	149,352

\* Not separately enumerated.

## No. 5—continued.

## QUANTITY OF IMPORTS OF PRINCIPAL ARTICLES into British India—continued.

ARTICLES.	1897-98.	1898-99.	1899-1900.	1900-01.	1901-02.
III.—METALS AND MANUFACTURES OF—continued.					
Metals—continued.					
Quicksilver . . . . . Lbs	316,208	254,274	192,878	266,937	261,956
Steel—					
Angle, Channel, and Spring . . . Cwt.	*	*	*	94,037	208,459
Bars . . . . . „	800,338	699,144	500,676	652,662	974,038
Beams, Pillars, Girders, and Bridge-work . . . . . „	287,482	292,258	300,528	256,017	416,491
Cast . . . . . „	25,248	16,149	12,865	14,471	18,977
Hoop . . . . . „	235,977	230,879	184,443	213,212	275,063
Plates and sheets . . . . . „	278,652	241,835	237,522	411,140	625,487
Other sorts . . . . . „	219,408	202,639	196,682	210,186	650,838
	1,847,105	1,682,904	1,452,716	1,851,725	3,169,353
Tin					
Unwrought (block) . . . . . „	38,483	29,099	17,292	22,591	25,907
Wrought (including plates or sheets, not tinned iron) . . . . . „	145	99	109	150	95
	38,628	29,198	17,401	22,741	26,002
Zinc or Spelter					
Unwrought . . . . . „	38,955	61,954	55,393	50,512	57,439
Wrought or manufactured . . . . . „	23,399	11,928	21,228	20,823	18,522
Other sorts . . . . . „	354	832	459	237	376
	62,708	74,714	77,080	71,572	76,337
Unenumerated . . . . . „	17,657	24,636	22,893	4,870	6,936
Total Metals . . . . . „	6,356,639	5,464,888	4,758,037	5,669,306	7,269,533
Hardware and Cutlery (including plated ware)					
Cutlery . . . . . —	—	—	—	—	—
Hardware—					
Agricultural Implements . . . . . —	—	—	—	—	—
Other implements and tools . . . . . —	—	—	—	—	—
Sewing machines . . . . . No.	8,675	14,186	13,819	15,251	15,415
Other sorts . . . . . —	—	—	—	—	—
Machinery and Millwork :					
Steam Engines and parts :					
Locomotives (excluding those for Railways) . . . . . —	—	—	—	—	—
Other sorts . . . . . —	—	—	—	—	—
Agricultural (not being steam) . . . . . —	—	—	—	—	—
Other sorts . . . . . —	—	—	—	—	—
Railway Plant and Rolling-stock :					
Carriages and Trucks, and parts thereof . . . . . —	—	—	—	—	—
Locomotive Engines and Tenders, and parts thereof . . . . . —	—	—	—	—	—
Materials for Construction—					
Rails and Fish plates of steel and iron Cwt.	1,676,502	1,607,419	1,126,411	518,438	788,238
Sleepers and Keys . . . . . „	863,546	845,973	218,885	20,386	174,770
Other sorts . . . . . „	1,238,418	1,134,092	1,273,353	601,483	600,761
IV.—CHEMICALS, DRUGS, MEDICINES AND NARCOTICS, AND DYEING AND TANNING MATERIALS.					
Chemicals :					
Alum . . . . . Cwt.	53,893	103,307	65,953	64,528	49,914
Arsenic . . . . . „	1,729	1,918	2,040	2,766	2,045
Bicarbonate of soda . . . . . „	30,873	48,581	57,142	61,235	53,808
Chemicals for paper-making					
Copperas . . . . . Cwt.	21,694	20,008	17,375	20,032	20,611
Sal Ammoniac . . . . . „	4,246	4,512	2,682	5,344	3,871
Sulphur (Brunstone) . . . . . „	20,086	28,420	33,068	31,828	35,271
Sulphuric Acid . . . . . „	40,410	35,405	47,819	41,529	64,672
Other sorts . . . . . „	—	—	—	—	—

\* Not separately enumerated.

No. 6—*continua.*VALUE of IMPORTS of PRINCIPAL ARTICLES into British India—*continued.*

ARTICLES.	1897-98.	1898-99.	1899-1900.	1900-01.	1901-02.
<b>III.—METALS AND MANUFACTURES OF—<i>continued.</i></b>					
<b>METALS—<i>continued.</i></b>					
	<i>Rupees.</i>	<i>Rupees.</i>	£	£	£
Quicksilver . . . . .	476,200	399,580	22,691	34,087	31,968
Steel :					
Angle, Channel, and Spring . . . . .	*	*	*	46,685	80,991
Bars . . . . .	4,339,860	3,849,680	221,402	305,540	366,256
Beams, Pillars, Girders, and Bridgework . . . . .	1,551,440	1,502,700	110,069	109,853	150,524
Cast . . . . .	347,420	243,040	12,981	19,523	19,647
Hoop . . . . .	1,642,190	1,637,900	91,706	115,746	133,671
Plates and sheets . . . . .	1,789,700	1,560,770	127,727	236,953	296,317
Other sorts . . . . .	1,693,870	1,460,950	103,349	120,899	259,704
	11,364,480	10,255,040	667,234	955,099	1,307,110
Tin :					
Unwrought (block) . . . . .	2,198,320	1,660,000	91,525	146,135	156,212
Wrought (including plates or sheets, not tinned iron) . . . . .	18,000	7,720	750	1,103	751
	2,216,320	1,667,720	92,275	147,238	156,963
Zinc or Spelter :					
Unwrought . . . . .	544,310	908,620	58,991	50,292	51,401
Wrought or manufactured . . . . .	428,180	241,970	33,310	29,824	24,138
Other sorts . . . . .	4,760	13,460	642	222	415
	977,250	1,164,050	92,943	80,338	75,954
Unenumerated . . . . .	1,527,790	2,088,340	134,028	26,875	36,467
Total Metals . . . . .	61,802,480	51,792,460	3,120,503	4,287,657	4,599,390
Hardware and Cutlery (including plated ware) :					
Cutlery . . . . .	989,700	874,520	64,780	64,330	80,748
Hardware :					
Agricultural Implements . . . . .	888,380	612,300	48,145	55,835	46,486
Other Implements and Tools . . . . .	1,248,600	992,760	79,218	78,495	62,784
Sewing Machines . . . . .	326,710	559,310	36,926	41,315	39,403
Other sorts . . . . .	11,194,260	11,262,340	831,126	987,674	908,337
	14,647,650	14,301,230	1,060,195	1,227,649	1,137,758
Machinery and Millwork .					
Steam Engines and parts :					
Locomotives (excluding those for Railways) . . . . .	122,020	106,540	14,330	5,123	23,220
Other sorts . . . . .	13,700,340	19,039,560	1,007,070	743,621	951,526
Agricultural (not being steam) . . . . .	855,060	255,800	4,348	188	0
Other sorts . . . . .	13,900,350	11,157,410	668,854	756,107	1,029,175
	28,577,770	30,559,310	1,694,602	1,505,039	2,003,921
Railway Plant and Rolling-stock :					
Carriages and Trucks, and parts thereof . . . . .	6,188,910	6,030,790	617,425	234,462	309,674
Locomotive Engines and Tenders, and parts thereof . . . . .	2,058,850	4,768,930	313,919	147,522	142,551
Materials for Construction :					
Rails and Fish-plates of steel and iron . . . . .	8,077,180	6,448,040	314,909	196,063	280,007
Sleepers and Keys . . . . .	2,933,590	3,115,430	62,888	6,961	55,946
Other sorts . . . . .	8,327,020	7,884,960	542,244	309,072	240,208
	27,585,510	28,248,150	1,851,385	894,080	1,028,386
Total Value of Metals and Manufactures of . . . . .	132,613,410	124,991,150	7,726,685	7,914,425	8,769,455
<b>IV.—CHEMICALS, DRUGS, MEDICINES AND NARCOTICS, AND DYEING AND TANNING MATERIALS :</b>					
Chemicals :					
Alum . . . . .	463,920	282,550	17,404	18,398	15,137
Arsenic . . . . .	38,080	45,960	2,732	3,759	2,569
Bicarbonate of soda . . . . .	324,470	367,630	23,816	24,603	22,004
Chemicals for paper-making . . . . .	742,290	783,920	54,892	61,298	57,046
Coppers . . . . .	92,890	81,830	4,277	5,617	5,705
Sal Ammoniac . . . . .	135,550	119,110	4,683	10,180	7,298
Sulphur (Brimstone) . . . . .	158,290	187,530	12,567	11,405	13,373
Sulphuric Acid . . . . .	408,220	332,360	32,297	30,614	45,100
Other sorts . . . . .	2,196,810	2,045,630	147,024	201,925	213,060
	4,560,520	4,246,520	299,692	367,799	381,292

\* Not separately enumerated.

## No. 5—continued.

## QUANTITY OF IMPORTS OF PRINCIPAL ARTICLES INTO BRITISH INDIA—continued.

ARTICLES.	1897-98.	1898-99.	1899-1900.	1900-01.	1901-02.
<b>IV.—CHEMICALS, DRUGS, MEDICINES AND NARCOTICS, AND DYEING AND TANNING MATERIALS</b>					
—continued					
Drugs, Medicines, and Narcotics.					
Aloes - - - - - Cwt.	867	349	648	300	610
Asafoetida - - - - - "	10,558	8,208	5,809	5,215	4,946
Camphor - - - - - Lbs.	1,395,938	1,242,082	1,072,242	1,093,372	1,086,595
Cassia Lignea - - - - - Cwt.	21,661	21,975	20,022	20,737	19,942
Galangal - - - - - "	6,447	5,888	2,794	3,160	4,424
Quinine - - - - - Lbs.	49,981	46,674	51,251	63,812	43,298
Other sorts - - - - - "	—	—	—	—	—
Opium - - - - - Lbs.	375	255	279	206	442
Tobacco					
Unmanufactured - - - - - "	658,026	509,130	832,672	513,839	927,011
Manufactured :					
Cigars - - - - - "	148,280	144,923	142,596	60,157	78,828
Cigarettes - - - - - "	1,829,866	2,034,791	2,414,310	1,165,399	1,510,287
Other sorts - - - - - "	—	—	—	2,008,614	1,900,564
	2,636,172	2,688,844	3,389,578	3,748,009	4,416,688
Dyeing and Tanning Materials :					
Alizarine Dyes - - - - - Lbs.	4,929,516	5,922,988	5,479,514	4,592,985	4,698,005
Aniline - - - - - "	2,704,781	3,095,847	2,751,474	3,187,622	4,236,961
Cochineal - - - - - Cwt.	1,648	1,650	1,327	1,631	1,593
Gambier - - - - - "	27,245	19,992	23,901	29,540	23,079
Madder or Manjit - - - - - "	1,605	788	688	1,602	686
Saffron - - - - - Lbs.	284	275	29,974	38,688	39,620
Other sorts - - - - - Cwt.	12,293	24,778	34,230	26,756	9,505
<b>V.—OILS.</b>					
Oils.					
Animal - - - - - Gals	320,317	306,971	324,043	496,354	365,121
Essential - - - - - "	6,281	6,342	7,015	8,757	7,570
Mineral					
Kerosene - - - - - "	82,795,496	76,625,406	70,470,116	72,601,898	91,467,466
Other sorts - - - - - { and Cwt.	4,529,530	5,326,066	4,519,317	8,186,684	7,418,739
	378	261	139	283	331
	87,325,026	81,951,472	74,989,433	80,788,582	98,886,205
	378	261	139	283	331
Vegetable, not Essential :					
Cocoa-nut - - - - - Gals	2,784,936	1,624,157	1,139,076	1,226,201	1,716,525
Earth-nut - - - - - "	1,842	1,415	2,397	2,020	3,797
Linseed - - - - - "	263,571	186,577	203,613	221,688	244,391
Other sorts - - - - - "	33,517	67,628	26,707	46,854	72,157
	3,083,866	1,879,777	1,371,793	1,496,763	2,036,870
Total Quantity of Oils - { Gals. and Cwt.	90,735,490	84,144,562	76,692,284	82,790,456	101,295,766
	378	261	139	283	331
<b>VI.—RAW MATERIALS AND UNMANUFACTURED ARTICLES.</b>					
Bristles and fibre for brushes and brooms - Cwt	179	244	241	320	250
Canes and Rattans - - - - - "	31,388	34,710	32,615	33,399	34,955
Coal					
Coal - - - - - Tons	247,613	346,988	398,014	108,540	220,048
Coke - - - - - "	14,126	11,391	13,680	13,221	9,159
Patent fuel - - - - - "	0	501	10,682	5,557	810
	261,739	358,880	422,376	127,318	230,017
Cotton					
Asiatic - - - - - Cwt.	16,376	1,635	27,644	51,876	35,816
Other than Asiatic - - - - - "	29,837	35,833	161,151	173,338	42,708
	46,213	37,468	188,795	225,214	78,524
Fodder, bran, and cattle-food of all kinds - Cwt.	25,566	23,276	44,262	45,224	29,999
Gums and Resins :					
Afabic - - - - - Cwt	3,359	2,841	1,836	2,355	2,776
Benjamin - - - - - "	10,600	10,723	13,013	13,878	13,368
Olubannu or Frankincense - - - - - "	21,842	20,487	24,206	26,271	28,161
Resin - - - - - "	46,596	61,530	47,808	52,024	87,854
Other sorts - - - - - "	19,642	19,843	24,128	15,052	17,290
	102,039	115,424	110,991	109,580	149,449
Hemp - - - - - "	16,445	13,215	9,074	14,604	10,585
Hides and Skins :					
Hides - - - - - { No. =Cwt.	33,300	39,616	21,106	10,587	41,124
	3,693	3,571	1,709	977	8,095
Skins - - - - - { No. =Cwt.	977,886	1,067,904	883,712	772,372	893,424
	22,353	23,302	20,031	19,597	20,539
	1,011,186	1,107,520	904,818	782,959	934,548
	26,046	26,873	21,740	20,574	28,634

\* Not separately enumerated.

## No. 6—continued.

## VALUE OF IMPORTS of PRINCIPAL ARTICLES into British India—continued.

ARTICLES.	1897-98.	1898-99.	1899-1900.	1900-01.	1901-02.
<b>IV.—CHEMICALS, DRUGS, MEDICINES AND NARCOTICS, AND DYEING AND TANNING MATERIALS</b>					
—continued.					
Drugs, Medicines, and Narcotics :					
Aloes	Rupees. 25,070	Rupees. 7,550	£ 1,275	£ 479	£ 848
Asafœtida	330,180	310,290	13,957	14,925	13,135
Camphor	1,176,570	961,320	68,616	88,940	93,768
Cassia lignea	594,770	619,520	36,076	37,752	35,764
Galangal	46,960	42,590	1,435	2,121	2,695
Quinine	520,070	498,640	42,502	57,396	40,026
Other sorts	2,841,880	2,742,720	172,302	209,693	211,295
	5,535,500	5,182,630	336,163	411,306	397,531
Opium	5,570	3,370	256	197	409
Tobacco :					
Unmanufactured					
Manufactured :					
Cigars	445,600	439,950	28,583	15,614	19,800
Cigarettes				113,598	139,632
Other sorts	1,969,810	2,139,040	162,608	103,906	97,899
	2,827,790	2,930,530	222,641	253,651	300,157
Dyeing and Tanning Materials :					
Alizarine Dyes	2,722,270	2,824,050	145,306	123,713	170,019
Aniline	3,460,810	3,588,660	190,585	217,010	268,290
Cochineal	214,550	200,460	8,796	9,239	7,662
Gambier	513,940	304,120	24,315	29,244	26,997
Madder or Manjit	14,570	8,020	473	1,104	466
Saffron	606,240	514,400	86,203	40,294	36,663
Other sorts	143,680	331,360	23,228	30,192	16,913
	7,676,060	7,771,070	428,906	450,796	527,010
Total Value of Chemicals, Drugs, Medicines and Narcotics, and Dyeing and Tanning Materials	20,605,440	20,134,120	1,287,658	1,483,749	1,606,399
<b>V.—OILS :</b>					
Oils :					
Animal	366,810	321,250	23,253	37,526	28,843
Essential	106,760	125,500	8,804	10,383	8,506
Mineral :					
Kerosene	33,977,870	29,858,720	1,959,988	2,068,958	2,343,820
Other sorts	2,540,050	2,594,010	160,373	236,277	214,624
	36,517,920	32,452,730	2,120,361	2,305,235	2,558,444
Vegetable, not Essential :					
Cocoa-nut	4,008,790	2,239,350	105,052	116,371	174,677
Earth-nut	2,350	2,190	237	169	329
Linseed	417,610	306,180	23,756	30,936	35,385
Other sorts	45,420	72,850	2,652	4,060	6,421
	4,474,170	2,620,570	131,697	151,536	216,812
Total Value of Oils	41,465,660	35,520,050	2,284,115	2,504,680	2,812,605
<b>VI.—RAW MATERIALS AND UNMANUFACTURED ARTICLES :</b>					
Bristles and fibre for brushes and brooms	7,530	13,800	912	969	926
Canes and Rattans	297,680	321,370	20,791	23,759	23,075
Coal :					
Coal	4,852,880	4,605,560	490,208	149,933	274,181
Coke	500,900	346,270	32,577	41,954	24,299
Patent fuel	0	11,960	17,353	12,606	2,116
	5,353,780	6,963,790	540,143	204,493	300,596
Cotton :					
Asiatic	290,320	32,720	35,674	87,508	39,183
Other than Asiatic	748,190	830,470	272,532	379,742	96,496
	1,038,510	863,190	308,206	467,250	135,679
Fodder, bran, and cattle food of all kinds					
	118,770	119,460	11,366	11,294	6,834
Gums and Resins :					
Arabic	65,930	59,530	2,572	3,325	3,355
Benjamin	266,480	265,730	22,876	28,793	25,341
Olbanum or Frankincense	229,640	212,420	18,939	22,152	23,859
Rosin	261,140	302,410	14,325	16,212	26,310
Other sorts	233,980	253,610	18,236	10,890	16,001
	1,057,180	1,093,700	76,948	81,372	95,366
Hemp					
	236,800	303,620	18,936	29,218	21,918
Hides and Skins :					
Hides	148,810	109,100	3,398	1,718	12,618
Skins	847,340	880,580	49,191	49,958	57,675
	996,150	989,680	52,589	51,676	70,293

\* Not separately enumerated.

## No. 5—continued.

## QUANTITY OF IMPORTS OF PRINCIPAL ARTICLES into British India—continued.

ARTICLES.	1897-98.	1898-99.	1899-1900.	1900-01.	1901-02.
<b>VI.—RAW MATERIALS AND UNMANUFACTURED ARTICLES—continued.</b>					
Horns - - - - - Cwt.	396	395	297	197	409
Ivory - - - - - Lbs.	335,562	329,085	169,162	258,585	255,944
Jewellery &c : Precious Stones and Pearls, unset - - -	—	—	—	—	—
Lac, stick - - - - - Cwt.	3,488	1,552	3,599	8,258	14,695
Manures - - - - - Tons.	1,220	1,081	1,380	1,836	887
Pitch, Tar, and Dammer - - - - - Cwt.	152,223	161,217	176,951	207,602	174,818
Plants, Living - - - - -	—	—	—	—	—
Seeds -					
Essential - - - - - Cwt.	3,361	2,431	2,907	5,763	7,856
Linseed - - - - - "	10,112	5,732	5,162	9,175	4,995
Poppy - - - - - "	2,525	1,053	966	814	3,858
Rape - - - - - "	10,275	2,969	11,424	7,058	10,323
Til or Junjuli - - - - - "	36,089	32,702	4,334	51,682	55,066
Other sorts - - - - - "	15,861	15,377	11,345	16,881	7,480
	78,223	60,264	36,138	91,373	89,578
Shells and Cowries :					
Cowries - - - - - Cwt.	12,560	15,401	17,169	16,859	17,568
Tortoise-shell (including nakbla or nakh) Lbs.	16,339	20,867	18,602	14,882	14,480
Other Shells - - - - - Cwt.	11,841	14,284	14,159	23,965	24,077
Silk - - - - - Lbs.	2,049,608	2,250,866	1,694,848	2,535,377	2,128,483
Stone and Marble - - - - - Cwt.	723,341	614,181	578,843	215,702	289,534
Tallow - - - - - "	12,932	14,382	14,444	14,224	23,377
Wood :					
Teak- - - - - Cubic Tons	13,595	7,795	9,377	17,271	17,842
Other Timber - - - - - "	14,295	15,301	21,605	16,600	28,439
Firewood - - - - - Tons	1,809	1,186	485	445	740
Ornamental :					
Sandal - - - - -	—	—	—	—	—
Other sorts - - - - -	—	—	—	—	—
Wool - - - - - Lbs.	4,420,263	3,283,905	3,364,938	2,871,319	3,992,173
All other Articles - - - - -	—	—	—	—	—
<b>VII.—ARTICLES MANUFACTURED AND PARTLY MANUFACTURED :</b>					
Yarns and Textile Fabrics :					
Cotton :					
Twist and Yarn - - - - - Lbs.	58,290,717	45,545,668	42,621,854	34,803,334	38,299,409
Piece goods :					
Grey (unbleached) - - - - - Yards	1,149,479,541	1,257,720,612	1,274,912,153	1,192,173,060	1,186,764,327
White (bleached) - - - - - "	432,732,412	414,959,296	444,546,485	467,482,379	580,088,741
Coloured, printed, or dyed - - - - - "	278,385,970	396,419,985	471,884,268	343,164,775	422,861,297
	1,860,597,923	2,069,099,893	2,191,342,906	2,002,820,214	2,189,714,365
Canvas - - - - - Yards	110,941	109,749	62,113	61,807	121,259
Handkerchiefs and Shawls in the piece - - - - - No. .	9,121,140	13,264,541	18,248,440	11,847,557	9,955,886
Hosiery pure and mixed - - - - -	—	—	—	—	—
Lace and Patent Net - - - - - No.	1,140,649	1,567,627	2,682,572	1,686,454	1,392,758
Rope - - - - - Lbs.	197,732	252,922	212,867	161,773	260,557
Thread, sewing - - - - -	764,155	846,560	869,131	839,436	879,601
Other sorts - - - - - "	2,473,373	2,579,949	3,456,735	3,887,735	4,366,910
Flax :					
Twist and Yarn - - - - - Lbs.	20,574	13,039	10,394	13,005	15,754
Canvas - - - - - Yards	1,784,298	1,505,929	1,555,901	2,058,469	1,583,265
Piece goods - - - - -	1,179,537	1,336,077	1,239,355	1,321,637	1,744,043
Thread, sewing - - - - - Lbs.	57,817	90,681	92,989	76,099	76,677
Other sorts (including bags and sacks) "	129,279	162,672	170,285	151,881	241,805
Hemp (excluding cordage) :					
Bags and Sacks - - - - - No.	4,072	528	56	0	4
Cloth - - - - - Yards	250,650	155,513	244,557	319,283	291,533

## No. 6—continued.

## VALUE OF IMPORTS OF PRINCIPAL ARTICLES into British India—continued.

ARTICLES.	1897-98.	1898-99.	1899-1900.	1900-01.	1901-02.
<b>VI.—RAW MATERIALS AND UNMANUFACTURED ARTICLES—continued.</b>					
	<i>Rupees.</i>	<i>Rupees.</i>	£	£	£
Horns . . . . .	82,220	57,620	3,367	2,024	1,651
Ivory . . . . .	2,149,260	2,128,660	70,330	106,499	103,185
<b>Jewellery, &amp;c. :</b>					
Precious Stones and Pearls, unset . . . . .	4,504,900	3,899,530	618,231	384,950	740,260
Lac, stick . . . . .	84,240	37,000	5,961	9,916	22,059
Manures . . . . .	56,940	95,520	6,198	5,135	4,207
Pitch, Tar, and Dammer . . . . .	628,180	653,940	46,461	54,732	46,201
Plants, Living . . . . .	13,870	10,290	856	1,192	918
<b>Seeds :</b>					
Essential . . . . .	71,740	55,990	5,397	9,533	9,723
Linseed . . . . .	70,870	37,610	2,202	4,559	2,576
Poppy . . . . .	21,370	7,300	479	388	1,974
Rape . . . . .	60,180	17,850	5,342	3,730	4,970
Til or Junjili . . . . .	252,270	228,050	2,170	24,644	28,154
Other sorts . . . . .	274,310	248,210	12,030	16,749	9,804
	750,740	595,010	27,620	59,603	57,201
<b>Shells and Cowries :</b>					
Cowries . . . . .	61,740	52,770	3,508	2,973	3,793
Tortoise-shell (including nakhla or nakh) . . . . .	55,430	51,480	2,111	2,231	2,708
Other Shells . . . . .	198,240	262,610	16,482	21,242	22,908
	315,410	366,860	22,101	26,446	29,409
Silk . . . . .	6,697,720	7,976,570	384,059	677,960	539,747
Stone and Marble . . . . .	385,940	314,210	19,758	14,113	19,748
Tallow . . . . .	270,350	307,800	21,551	23,105	36,798
<b>Wood :</b>					
Teak . . . . .	1,039,310	581,270	49,723	93,725	86,931
Other Timber . . . . .	648,780	728,440	68,249	54,741	99,221
Firewood . . . . .	16,940	13,260	361	401	600
Ornamental :					
Sandal . . . . .	22,160	21,230	1,701	1,013	1,981
Other sorts . . . . .	26,140	57,590	1,606	1,272	1,389
	1,753,330	1,401,790	121,640	151,152	190,122
Wool . . . . .	1,243,840	914,970	56,969	55,960	71,753
All other Articles . . . . .	219,760	290,380	24,712	28,873	26,250
<b>Total Value of Raw Materials and Unmanufactured Articles . . . . .</b>	<b>28,263,080</b>	<b>29,718,760</b>	<b>2,459,705</b>	<b>2,471,691</b>	<b>2,544,196</b>
<b>VII.—ARTICLES MANUFACTURED AND PARTLY MANUFACTURED :</b>					
<b>Yarns and Textile Fabrics :</b>					
<b>Cotton :</b>					
Twist and Yarn . . . . .	34,930,330	25,516,340	1,633,341	1,659,477	1,764,684
<b>Piece Goods :</b>					
Grey (unbleached) . . . . .	128,643,130	133,756,970	9,321,922	9,567,467	9,715,576
White (bleached) . . . . .	53,547,820	49,668,430	3,560,583	4,070,458	5,229,229
Coloured, printed, or dyed . . . . .	40,662,830	55,566,300	4,392,650	3,857,151	4,489,624
	222,853,580	238,991,700	17,275,155	17,495,076	19,434,429
Canvas . . . . .	34,430	24,380	1,847	1,844	2,944
Handkerchiefs and Shawls in the piece . . . . .	876,640	1,283,050	146,867	187,803	128,560
Hosiery, pure and mixed . . . . .	1,927,530	2,821,680	301,074	262,149	304,342
Lace and Patent Net . . . . .	245,080	430,000	38,088	27,805	24,993
Rope . . . . .	114,690	135,330	7,870	6,263	9,545
Thread, sewing . . . . .	1,555,920	1,705,060	117,086	114,844	117,749
Other sorts . . . . .	1,410,070	1,389,660	113,422	134,968	142,739
	229,017,940	246,780,860	18,001,409	18,230,752	20,165,301
<b>Flax :</b>					
Twist and Yarn . . . . .	12,040	6,900	300	675	729
Canvas . . . . .	987,960	760,850	57,278	80,168	72,759
Piece goods . . . . .	373,620	380,120	26,169	23,932	40,628
Thread, sewing . . . . .	92,140	91,090	5,782	5,727	5,811
Other sorts (including bags and sacks) . . . . .	101,620	130,950	9,116	8,430	12,860
	1,555,340	1,363,010	98,345	123,257	132,058
<b>Hemp (excluding cordage) :</b>					
Bags and Sacks . . . . .	4,640	170	20	0	1
Cloth . . . . .	130,610	62,480	6,907	9,046	8,929
	135,250	62,650	6,927	9,046	8,930

## No. 5—continued.

## QUANTITY OF IMPORTS OF PRINCIPAL ARTICLES into British India—continued.

ARTICLES.	1897-98.	1898-99.	1899-1900.	1900-01.	1901-02.
<b>VII—ARTICLES MANUFACTURED AND PARTLY MANUFACTURED—continued.</b>					
<b>Yarns and Textile Fabrics—continued.</b>					
<b>Jute:</b>					
Twist and Yarn - - - - Lbs	8,788	10,814	19,186	3,930	21,987
Gunny Bags - - - - No	3,780,425	3,338,225	3,805,005	3,005,411	3,971,803
" Cloth - - - - Yards	175,909	120,787	62,770	140,759	64,482
Canvas - - - - "	908,867	904,340	939,386	1,193,268	1,100,107
Rope and Twine - - - - Cwt	224	152	246	428	373
Other kinds - - - - "	2,816	873	807	1,312	1,247
<b>Silk:</b>					
Piece goods - - - - Yards	10,185,716	12,271,372	8,212,032	17,416,313	12,625,280
Goods of silk mixed with other materials - - - - "	4,012,052	4,935,684	3,633,536	3,256,349	4,847,000
Thread, sewing - - - - Lbs	4,826	6,346	2,481	1,652	1,490
Other sorts - - - - "	285,109	395,059	476,489	581,299	802,579
<b>Wool:</b>					
Piece goods - - - - Yards	9,893,944	13,254,975	14,401,877	14,278,145	16,119,625
Shawls - - - - No	400,582	893,451	1,505,214	1,776,033	1,215,226
Brands - - - - Lbs	282,428	254,824	262,558	304,777	341,380
Carpets and rugs - - - - "	719,349	965,226	842,716	1,172,541	888,211
Other sorts - - - - "	1,076,316	1,089,290	1,256,167	1,263,747	1,435,570
<b>Apparel:</b>					
Apparel (including haberdashery, millinery, &c, but excluding hosiery) - - - - Pairs	456,695	622,015	753,462	709,059	746,099
<b>Arms, Ammunition, and Military Stores:</b>					
Fire-arms and parts thereof - - - - Lbs	189,300	178,050	113,262	106,675	132,621
Gunpowder, common - - - - "	191,902	188,208	149,335	111,754	94,843
" sporting - - - - Cwt	11,557	11,428	7,104	10,653	13,558
Dynamite and other Explosives - - - - "	—	—	—	—	—
Other sorts - - - - "	—	—	—	—	—
<b>Art, works of</b>					
Books and Printed Matter (including maps and charts) - - - - Cwt	12,888	14,226	19,641	16,952	22,351
<b>Building and Engineering Materials:</b>					
Asphalt - - - - Cwt	21,305	21,466	14,072	31,770	26,233
Bricks and Tiles - - - - No	4,505,161	3,544,390	3,641,594	4,008,397	6,371,402
Cement - - - - Cwt	733,166	712,003	729,478	797,737	688,921
Chalk and Lime - - - - "	20,473	34,165	40,160	19,385	37,064
Clay - - - - "	54,879	57,356	43,898	36,587	53,403
Earthenware Piping - - - - "	15,453	16,319	13,057	26,580	21,982
Other sorts - - - - "	12,961	15,959	5,384	8,562	8,360
<b>Cabinet-ware and Furniture</b>					
Candles - - - - Lbs	4,010,571	3,491,256	2,974,957	3,567,569	3,010,989
Caoutchouc, manufactures of - - - - "	—	—	—	—	—
Carriages, Carts, &c (excluding railway carriages), and parts thereof - - - - "	—	—	—	—	—
Chinese and Japanese-ware (including lacquered-ware, but not earthenware and porcelain) - - - - "	—	—	—	—	—
Clocks and Watches - - - - No	187,316	254,388	262,805	259,563	320,303
Coir (excluding rope) - - - - Cwt	6,730	4,467	5,224	3,756	5,130



## No. 6—continued.

## VALUE OF IMPORTS OF PRINCIPAL ARTICLES into British India—continued.

ARTICLES.	1897-98.	1898-99.	1899-1900.	1900-01.	1901-02.
<b>VII.—ARTICLES MANUFACTURED AND PARTLY MANUFACTURED—continued.</b>					
<b>Yarns and Textile Fabrics—continued.</b>					
<b>Jute:</b>					
Twist and Yarn . . . . .	Rupees. 2,050	Rupees. 2,320	£ 449	£ 53	£ 355
Gunny Bags . . . . .	473,200	401,940	31,575	26,444	33,184
"  Cloth . . . . .	30,930	20,740	605	1,853	923
Canvas . . . . .	259,370	214,050	18,995	26,057	22,385
Rope and Twine . . . . .	8,680	5,000	687	1,181	1,067
Other kinds . . . . .	99,330	29,410	2,404	3,065	3,611
	871,510	671,140	54,266	58,600	61,170
<b>Silk.</b>					
Piece goods . . . . .	7,648,250	8,924,010	439,584	782,458	578,563
Goods of silk mixed with other materials-	3,078,570	3,414,670	182,909	174,374	240,916
Thread, sewing- . . . . .	32,690	41,100	1,212	859	742
Other sorts . . . . .	733,090	1,238,160	129,516	152,849	169,580
	11,492,600	13,617,940	753,221	1,110,540	989,801
<b>Wool:</b>					
Piece goods . . . . .	8,049,310	10,570,830	756,347	838,475	881,648
Shawls . . . . .	985,790	1,874,440	222,867	340,416	204,251
Braids . . . . .	467,480	395,270	25,125	30,030	32,144
Carpets and Rugs . . . . .	721,990	992,010	56,403	69,804	56,611
Other sorts . . . . .	1,259,700	1,404,760	111,259	129,659	138,345
	11,484,270	15,237,310	1,172,001	1,408,384	1,312,999
<b>Total Yarns and Textile Fabrics . . . . .</b>	<b>289,501,380</b>	<b>303,258,470</b>	<b>21,720,259</b>	<b>22,600,784</b>	<b>24,436,027</b>
<b>Apparel.</b>					
Apparel (including haberdashery, millinery, &c., but excluding hosiery) . . . . .	10,956,250	12,204,330	843,519	899,862	994,161
Boots and Shoes . . . . .	1,289,380	1,600,530	132,685	126,656	135,269
	12,245,620	13,804,860	976,204	1,026,518	1,129,430
<b>Arms, Ammunition, and Military Stores:</b>					
Fire-arms and parts thereof . . . . .	510,400	753,350	37,162	30,648	39,592
Gunpowder, common . . . . .	66,570	58,640	2,841	2,720	3,694
"  sporting . . . . .	193,170	148,760	10,626	8,053	7,356
Dynamite and other Explosives . . . . .	1,295,840	1,271,270	49,778	77,030	82,738
Other sorts . . . . .	491,820	658,100	68,357	37,934	47,938
	2,557,800	2,890,120	168,764	156,385	181,318
<b>Art, works of . . . . .</b>					
Books and Printed Matter (including maps and charts) . . . . .	380,970	346,620	25,415	28,930	20,456
	1,981,530	2,118,040	152,064	152,456	170,416
<b>Building and Engineering Materials:</b>					
Asphalt . . . . .	53,230	50,900	2,349	5,453	4,398
Bricks and Tiles . . . . .	278,370	276,130	14,284	14,985	22,508
Cement . . . . .	1,483,620	1,479,190	100,066	108,315	95,613
Chalk and Lime . . . . .	20,710	31,030	2,430	1,176	2,385
Clay . . . . .	107,800	97,330	5,090	4,009	5,958
Earthenware Piping . . . . .	61,480	56,650	2,731	6,244	5,295
Other sorts . . . . .	43,990	32,110	680	2,177	3,143
	2,049,200	2,023,340	127,630	142,359	139,300
Cabinet-ware and Furniture . . . . .	671,350	737,800	53,381	60,819	60,187
Candles . . . . .	1,078,840	922,920	55,621	71,203	60,159
Caoutchouc, manufactures of . . . . .	440,360	508,710	36,535	40,373	44,245
Carriages, Carts, &c. (excluding railway carriages), and parts thereof . . . . .	2,856,590	3,173,990	176,541	156,791	206,627
Chinese and Japanese-ware (including lacquered- ware, but not earthenware and porcelain) . . . . .	217,140	196,890	15,630	13,140	14,027
Clocks and Watches . . . . .	1,088,600	1,329,760	93,091	92,400	106,645
Cour (excluding rope) . . . . .	61,430	31,310	2,786	1,982	2,788

## QUANTITY of IMPORTS of PRINCIPAL ARTICLES into British India—concluded.

ARTICLES.	1897-98.	1898-99.	1899-1900.	1900-01.	1901-02.
<b>VII—ARTICLES MANUFACTURED AND PARTLY MANUFACTURED—continued</b>					
Coral - - - - - Lbs.	206,265	243,415	208,756	208,565	243,196
Cordage and Rope of vegetable fibre (excluding jute) - - - - - Cwt.	10,390	13,944	12,211	13,709	13,113
Corks - - - - - " "	807	991	824	961	1,202
Earthenware and Porcelain (excluding earthenware piping) - - - - -	—	—	—	—	—
Fireworks - - - - -	—	—	—	—	—
Glass - - - - -	—	—	—	—	—
Sheet and Plate - - - - - Supl. Feet	6,436,988	8,396,641	8,163,667	7,117,227	11,454,277
Beads and False Pearls - - - - - Cwt.	13,938	12,132	16,513	15,480	13,639
Bottles, common - - - - - { Gross	28,475	27,981	30,180	31,414	32,456
Other ware - - - - - { = Cwt	43,159	40,022	46,248	45,353	49,016
Hides and Skins :					
Hides, dressed or tanned - - - - - { No.	11,439	17,316	24,753	16,864	16,813
- - - - - { = Cwt.	886	1,021	1,093	1,923	1,636
Skins, dressed or tanned - - - - - { No.	194,328	252,550	234,420	162,892	236,078
- - - - - { = Cwt.	1,198	1,442	1,242	1,057	1,444
- - - - - { No.	205,767	269,866	259,173	179,756	252,891
- - - - - { = Cwt	2,084	2,463	2,335	2,980	3,080
Instruments, Apparatus, and Appliances, and parts thereof .	—	—	—	—	—
Musical - - - - -	—	—	—	—	—
Photographic - - - - -	—	—	—	—	—
Scientific, Philosophical, &c - - - - -	—	—	—	—	—
Ivory, manufactured - - - - -	—	—	—	—	—
Jewellery, &c. :					
Jewellery - - - - -	—	—	—	—	—
Plate - - - - -	—	—	—	—	—
Lac - - - - - Cwt.	232	379	256	256	235
Leather :					
Unwrought - - - - - Cwt.	1,631	1,755	2,202	3,148	2,231
Saddlery and Harness - - - - -	—	—	—	—	—
Other sorts - - - - -	—	—	—	—	—
Matches - - - - -	—	—	—	—	—
Mats and Matting - - - - - Sq Yds.	1,499,320	1,541,185	1,255,225	1,111,419	1,206,942
Oil and Floor Cloth - - - - - " "	738,692	755,043	691,263	705,567	733,042
Paints and Colours - - - - - Cwt.	180,643	199,983	182,341	216,662	210,237
Painters' Materials - - - - -	—	—	—	—	—
Paper and Pasteboard					
Printing Paper - - - - - Cwt.	65,100	91,092	98,635	111,190	121,545
Writing Paper and Envelopes - - - - -	—	—	—	—	—
Other kinds of Paper - - - - - Cwt.	61,131	76,993	88,460	67,563	96,461
Pasteboard, Millboard, &c. - - - - - "	10,801	17,197	15,522	20,437	20,564
Perfumery - - - - -	—	—	—	—	—
Printing and Lithographing materials (other than paper) - - - - -	—	—	—	—	—
Ships, parts of - - - - -	—	—	—	—	—
Soap - - - - - Cwt.	62,735	80,992	98,574	100,180	101,083
Stationery (excluding paper) - - - - -	—	—	—	—	—
Sticks and Whips (including fishing rods and lines) - - - - -	—	—	—	—	—
Tea-chests (entire or in sections) - - - - -	—	—	—	—	—
Telegraph, Materials for construction of - - - - -	—	—	—	—	—
Toys and Requisites for Games - - - - -	—	—	—	—	—
Umbrellas - - - - - No.	4,021,980	3,036,658	3,099,766	2,913,797	2,052,350
Wood, manufactures of - - - - -	—	—	—	—	—
Articles (not specified) imported by Post - - - - -	—	—	—	—	—
All other Articles - - - - -	—	—	—	—	—

## No. 6—concluded.

## VALUE OF IMPORTS OF PRINCIPAL ARTICLES into British India—concluded.

ARTICLES.	1897-98.	1898-99.	1899-1900.	1900-01.	1901-02.
<b>VII.—ARTICLES MANUFACTURED AND PARTLY MANUFACTURED—continued.</b>					
	<i>Rupees.</i>	<i>Rupees.</i>	<i>£</i>	<i>£</i>	<i>£</i>
Coral . . . . .	668,480	867,400	52,701	59,289	51,177
Cordage and Rope of vegetable fibre (excluding jute) . . . . .	428,290	518,770	32,446	38,758	38,270
Corks . . . . .	120,470	124,800	7,514	8,679	7,194
Earthenware and Porcelain (excluding earthenware piping) . . . . .	2,050,420	1,873,490	132,691	134,317	173,325
Fireworks . . . . .	541,630	473,240	33,699	11,163	15,928
Glass :					
Sheet and Plate . . . . .	592,100	738,340	52,675	51,200	85,700
Beads and False Pearls . . . . .	1,112,620	1,002,900	95,043	105,368	94,420
Bottles, common . . . . .	419,480	389,900	27,769	31,129	35,208
Other ware . . . . .	3,640,440	4,491,790	335,614	315,754	401,557
	5,764,630	6,622,930	511,101	503,451	616,885
Hides and Skins :					
Hides, dressed or tanned . . . . .	77,620	82,080	7,951	8,533	9,390
Skins, dressed or tanned . . . . .	457,770	523,690	31,791	26,469	36,405
	535,390	605,770	39,742	35,002	45,795
Instruments, Apparatus and Appliances, and parts thereof :					
Musical . . . . .	815,530	807,960	63,229	54,438	65,224
Photographic . . . . .	446,320	524,740	36,591	39,089	42,620
Scientific, Philosophical, &c. . . . .	1,805,200	2,078,310	160,085	215,581	238,605
	3,067,050	3,411,010	259,905	309,128	346,449
Ivory, manufactured . . . . .	295,080	283,390	8,604	5,391	11,406
Jewellery, &c. :					
Jewellery . . . . .	1,032,610	1,118,830	93,049	77,590	70,748
Plate . . . . .	178,050	236,010	23,719	18,915	19,565
	1,210,660	1,354,840	116,768	96,505	90,313
Lac . . . . .	1,531	2,761	131	137	129
Leather :					
Unwrought . . . . .	279,030	279,830	23,128	37,061	27,890
Saddlery and Harness . . . . .	478,680	468,420	30,035	26,933	29,436
Other sorts . . . . .	1,095,570	1,229,950	73,676	53,859	69,477
	1,853,280	1,978,200	126,839	117,853	126,803
Matches . . . . .	4,171,950	3,797,890	231,729	265,372	291,057
Mats and Matting . . . . .	176,650	156,930	11,934	12,141	11,461
Oil and Floor Cloth . . . . .	376,210	432,340	27,364	29,697	38,287
Paints and Colours . . . . .	2,664,530	2,573,030	176,947	206,614	222,014
Painters' Materials . . . . .	579,230	767,340	54,486	62,709	63,957
Paper and Pasteboard :					
Printing Paper . . . . .	971,290	1,283,910	88,278	111,661	121,315
Writing Paper and Envelopes . . . . .	1,329,390	1,332,710	98,163	106,351	119,425
Other kinds of Paper . . . . .	921,760	1,068,310	79,410	73,676	97,826
Pasteboard, Millboard, &c. . . . .	96,750	141,640	8,361	10,312	12,876
	3,319,190	3,826,570	274,212	302,000	351,442
Perfumery . . . . .	266,430	269,700	19,479	15,645	15,869
Printing and Lithographing materials (other than paper) . . . . .	515,620	523,500	30,552	30,102	32,304
Ships, parts of . . . . .	1,168,410	767,110	79,251	18,597	91,385
Soap . . . . .	1,243,710	1,316,590	107,133	116,256	117,428
Stationery (excluding paper) . . . . .	2,773,040	2,899,820	195,844	211,250	215,238
Sticks and Whips (including fishing rods and lines) . . . . .	70,120	81,370	5,580	5,533	5,455
Tea-chests (entire or in sections) . . . . .	*	1,262,420	98,284	151,381	67,805
Telegraph, Materials for construction of . . . . .	17,920	26,590	411	1,385	1,097
Toys and Requisites for Games . . . . .	1,411,040	1,673,680	131,452	124,018	133,619
Umbrellas . . . . .	3,353,740	2,434,380	182,021	180,022	120,282
Wood, manufactures of . . . . .	778,570	372,770	28,754	22,909	25,645
Articles (not specified) imported by Post . . . . .	2,806,600	3,341,730	247,373	283,106	346,716
All other Articles . . . . .	2,673,879	2,354,519	194,029	201,587	219,480
<b>Total Value of Articles Manufactured and partly Manufactured . . . . .</b>	<b>360,034,570</b>	<b>378,340,710</b>	<b>27,022,897</b>	<b>28,104,137</b>	<b>30,465,840</b>
<b>GRAND TOTAL . . . . .</b>	<b>692,666,630</b>	<b>683,803,410</b>	<b>47,141,242</b>	<b>50,851,923</b>	<b>54,313,878</b>

\* Not separately enumerated.

QUANTITY of EXPORTS of PRINCIPAL ARTICLES of INDIAN PRODUCE and MANUFACTURE from  
British India.

ARTICLES.	1897-98.	1898-99.	1899-1900.	1900-01.	1901-02.
<b>I—ANIMALS, LIVING.</b>					
Horses - - - - - No.	150	92	194	248	177
Other sorts - - - - - "	205,235	208,497	290,554	325,563	320,658
Total Number of Animals, Living - "	205,385	208,589	290,748	325,811	320,835
<b>II—ARTICLES OF FOOD AND DRINK.</b>					
Coffee - - - - - Cwt.	225,008	270,056	281,353	246,431	255,042
Fruits and Vegetables					
Fruits					
Cocconut Kernel or Copra - - - Cwt.	29,973	56,569	97,029	77,395	40,966
Other sorts - - - - - "	—	—	—	—	—
Vegetables, fresh - - - - - "	—	—	—	—	—
Gram and Pulse.					
Barley - - - - - Cwt	34,471	96,193	24,221	13,430	54,648
Gram - - - - - "	206,966	282,706	278,426	233,510	319,967
Jawar and Bajra - - - - - "	642,560	1,960,590	554,687	124,059	301,555
Oats - - - - - "	50,092	55,046	79,083	69,098	103,142
Pulse - - - - - "	306,033	785,002	1,162,170	474,598	947,966
Rice in the husk - - - - - "	474,564	549,482	408,847	277,093	286,998
„ not in the husk - - - - - "	26,272,097	37,392,804	31,862,546	31,065,695	33,741,841
Rice-flour - - - - - "	1,002	2,128	1,115	1,923	843
Wheat - - - - - "	2,392,607	19,520,496	9,704,087	50,021	7,321,818
Wheat-flour - - - - - "	505,283	682,662	557,894	497,346	529,328
Other sorts - - - - - "	39,175	96,229	8,168	10,856	127,298
	30,890,379	61,423,338	44,641,244	32,817,629	43,735,404
Provisions					
Fishmaws and Sharkfins - - - Lbs.	1,221,498	1,087,019	1,174,928	1,136,515	840,704
Fish, dry, salted - - - - - "	10,738,410	8,318,575	12,887,412	12,810,331	14,848,148
„ „ unsalted - - - - - "	4,560,962	3,082,260	4,045,711	3,470,338	3,335,901
Fruits and Vegetables—dried, salted, or preserved - - - - - Cwt.	69,624	107,227	117,108	86,105	133,630
Ghi - - - - - Lbs	3,302,907	5,167,068	4,415,033	4,112,719	4,454,291
Lard - - - - - "	181,914	180,940	70,243	84,813	121,916
Other sorts - - - - - Cwt	29,124	36,401	39,247	36,222	32,076
Spices.					
Betelnuts - - - - - Lbs	286,803	290,166	312,300	388,338	244,157
Cardamoms - - - - - "	108,961	175,808	191,120	123,254	144,792
Chillies - - - - - "	8,154,144	10,676,596	9,408,385	9,485,820	9,806,416
Ginger - - - - - "	8,272,489	8,481,192	5,959,850	5,004,680	5,758,616
Pepper - - - - - "	9,688,900	12,204,066	10,407,748	8,280,372	13,589,172
Other sorts - - - - - "	164,347	172,378	111,072	172,682	270,657
	26,675,644	32,000,206	26,390,475	23,455,126	29,813,810
Sugar.					
Refined or crystallised, including sugar-candy and confectionery - Cwt.	37,887	41,255	33,586	22,286	17,560
Unrefined - - - - - "	548,895	289,668	560,185	275,502	133,687
	586,782	330,923	593,771	297,788	151,247
Tea - - - - - Lbs	151,451,817	157,470,672	175,038,127	190,305,490	179,684,932
Other articles - - - - - "	—	—	—	—	—
<b>III.—METALS AND MANUFACTURES OF</b>					
Metals:					
Brass (mainly Wrought) - - - Cwt.	3,185	3,068	5,320	11,625	3,426
Copper Old and Wrought - - - "	1,645	2,566	9,725	36,710	8,645
Iron.					
Ore, Old (for re-manufacture), and cast (pig) - - - - - "	7,624	2,300	2,498	62,570	25,402
Wrought - - - - - "	1,610	1,760	1,441	2,184	1,373
Anchors, Cables, and Kentledge	3,114	3,146	2,709	3,838	4,412
Nails, Screws, Rivets, and Washers	3,650	2,915	3,628	3,365	4,583
Other manufactures of iron, or of iron mixed with steel - - - "	15,998	10,121	10,276	71,957	35,770

VALUE OF EXPORTS OF PRINCIPAL ARTICLES OF INDIAN PRODUCE AND MANUFACTURE FROM  
British India.

ARTICLES.	1897-98.	1898-99.	1899-1900.	1900-01.	1901-02.
<b>I.—ANIMALS, LIVING :</b>	<i>Rupees.</i>	<i>Rupees.</i>	£	£	£
Horses . . . . .	22,760	21,360	2,026	2,849	3,838
Other sorts . . . . .	1,391,460	1,578,430	131,784	142,984	138,796
Total Value of Animals, Living . . . . .	1,414,220	1,599,790	133,810	145,833	142,634
<b>II.—ARTICLES OF FOOD AND DRINK :</b>					
Coffee . . . . .	15,850,390	17,498,240	989,809	818,967	833,480
<b>Fruits and Vegetables :</b>					
<b>Fruits :</b>					
Cocoanut Kernel or Copra . . . . .	318,100	621,910	65,959	52,696	33,302
Other sorts . . . . .	23,150	19,820	1,061	1,908	2,276
Vegetables, fresh . . . . .	1,052,750	900,510	62,368	77,292	77,142
	1,394,000	1,542,240	129,388	131,896	112,720
<b>Grain and Pulse :</b>					
Barley . . . . .	149,260	295,650	5,902	3,779	12,012
Gram . . . . .	1,166,040	1,193,320	70,633	67,205	88,788
Jawar and Bajra . . . . .	2,544,100	6,552,060	127,947	35,829	63,498
Oats . . . . .	257,130	215,390	19,186	17,564	27,417
Pulse . . . . .	1,757,310	3,116,740	245,678	155,748	275,771
Rice in the husk . . . . .	1,179,910	1,350,540	60,199	50,220	47,984
„ not in the husk . . . . .	115,870,280	156,776,460	8,670,582	8,761,524	9,231,326
Rice-flour . . . . .	8,240	12,540	585	1,022	401
Wheat . . . . .	13,411,510	97,196,880	2,606,331	20,055	2,170,614
Wheat-flour . . . . .	4,174,950	4,964,310	256,625	238,878	247,525
Other sorts . . . . .	169,290	301,790	1,821	2,401	26,958
	140,538,760	271,975,680	12,065,489	9,354,225	12,192,294
<b>Provisions :</b>					
Fishmaws and Sharkfins . . . . .	1,405,230	1,348,870	93,354	76,149	47,197
Fish, dry, salted . . . . .	347,190	816,860	79,036	75,436	93,320
„ „ unsalted . . . . .	1,093,860	266,930	20,791	18,644	18,952
Fruits and Vegetables—dried, salted, or preserved . . . . .	376,990	628,670	40,981	35,078	47,869
Ghi . . . . .	1,285,000	2,148,720	123,178	125,184	140,203
Lard . . . . .	56,040	53,080	1,391	1,617	2,203
Other sorts . . . . .	737,860	810,570	52,025	52,382	56,697
	5,316,670	6,097,290	411,373	385,037	406,441
<b>Spices :</b>					
Betelnuts . . . . .	43,750	59,270	3,798	5,722	3,173
Cardamoms . . . . .	243,660	336,320	21,850	12,450	15,033
Chillies . . . . .	1,191,100	1,138,030	58,525	83,157	63,915
Ginger . . . . .	1,468,850	1,326,120	65,019	63,558	86,822
Pepper . . . . .	1,740,510	3,291,320	214,589	192,789	320,104
Other sorts . . . . .	28,410	34,910	1,749	3,334	4,838
	4,716,280	6,185,970	365,530	361,010	493,885
<b>Sugar :</b>					
Refined or crystallised, including sugar-candy and confectionery . . . . .	494,890	521,410	27,511	19,054	14,026
Unrefined . . . . .	2,429,650	1,462,960	197,443	94,913	46,082
	2,924,540	1,984,370	224,954	113,967	60,108
Tea . . . . .	80,586,230	80,448,040	6,061,408	6,367,287	5,432,993
Other articles . . . . .	16,780	35,460	3,943	3,967	10,755
Total Value of Articles of Food and Drink . . . . .	350,684,560	385,767,290	20,251,894	17,536,356	19,542,676
<b>III.—METALS AND MANUFACTURES OF :</b>					
<b>Metals :</b>					
Brass (mainly Wrought) . . . . .	307,020	283,750	27,727	39,388	22,314
Copper (Old and Wrought) . . . . .	105,300	160,250	32,995	114,856	31,279
<b>Iron :</b>					
Ore, Old (for re-manufacture), and cast (pig) . . . . .	14,170	5,540	193	7,331	4,481
<b>Wrought :</b>					
Anchor, Cables, and Kentledge . . . . .	12,880	14,000	851	1,267	800
Nails, Screws, Rivets, and Washers . . . . .	32,600	31,750	2,112	3,162	3,696
Other manufactures of iron, or of iron mixed with steel . . . . .	29,980	22,550	2,133	2,085	3,078
	89,630	73,840	5,289	13,845	12,055

## No. 7—continued.

QUANTITY OF EXPORTS OF PRINCIPAL ARTICLES OF INDIAN PRODUCE AND MANUFACTURE from  
British India—continued.

ARTICLES.	1897-98.	1898-99.	1899-1900.	1900-01.	1901-02.
<b>III.—METALS AND MANUFACTURES OF—continued</b>					
<i>Metals—continued.</i>					
Lead - - - - - Cwt.	2,309	3,808	4,657	685	397
Manganese ore - - - - - "	1,576,580	1,257,504	1,904,500	2,613,394	2,663,405
Tin (mainly block) - - - - - "	964	840	759	534	458
Unenumerated - - - - - "	120	1,037	604	1,706	197
Total Metals - - - - - "	1,600,801	12,789,440	1,935,841	2,736,611	2,712,298
Hardware and Cutlery (including plated ware) - - - - -	—	—	—	—	—
Machinery and Millwork - - - - -	—	—	—	—	—
Railway Plant and Railway Stock - - - - -	—	+	—	—	—
<b>IV.—CHEMICALS, DRUGS, MEDICINES AND NARCOTICS, AND DYEING AND TANNING MATERIALS</b>					
<i>Chemicals :</i>					
Borax - - - - - Cwt.	3,624	4,999	4,405	3,190	5,666
Saltpetre - - - - - "	417,786	365,256	397,385	346,388	354,401
Other sorts - - - - - "	—	—	—	—	—
<i>Drugs, Medicines, and Narcotics</i>					
Cinchona Bark - - - - - Lbs.	3,056,769	1,361,539	3,290,236	2,753,858	1,917,259
Other sorts - - - - - "	—	—	—	—	—
Opium - - - - - { Chests = Cwt.	56,069 78,280	67,128 92,827	67,350 93,378	69,708 96,881	65,603 92,417
<i>Tobacco :</i>					
Unmanufactured - - - - - Lbs.	9,747,129	12,723,068	8,337,285	5,493,318	18,615,915
Manufactured					
Cigars - - - - - "	600,821	633,078	759,333	812,882	1,298,876
Other sorts - - - - - "	253,362	235,477	239,797	256,589	284,974
	10,601,312	13,591,623	9,336,415	6,562,789	20,199,765
<i>Dyeing and Tanning Materials</i>					
Cutch - - - - - Cwt.	97,187	61,669	127,815	101,995	66,162
Indigo - - - - - "	133,849	135,187	111,420	102,491	89,750
Myrabolams - - - - - "	726,060	905,916	1,018,283	945,648	1,085,174
Safflower - - - - - "	2,125	2,605	1,993	2,433	2,377
Turmeric - - - - - "	28,067	48,226	48,000	56,750	82,436
Other sorts - - - - - "	18,673	21,924	37,868	16,569	23,783
	1,005,961	1,175,527	1,345,381	1,225,886	1,349,682
<b>V.—OILS :</b>					
Animal - - - - - Gals	191	202	735	676	853
Essential - - - - - "	17,314	21,000	17,146	13,273	20,730
Mineral - - - - - "	15,563	722,686	1,302,227	280,507	42,445
Paraffin wax - - - - - Cwt	29,670	34,990	50,393	37,943	54,097
<i>Vegetable, not Essential :</i>					
Dregs of Jinjli Oil - - - - - "	242,000	202,811	201,950	0	0
Castor - - - - - Gals.	1,953,509	2,140,902	1,527,820	1,535,622	2,019,720
Cocoanut - - - - - "	1,046,235	1,532,477	2,245,502	1,421,048	852,471
Earthnut - - - - - "	30,479	27,859	53,261	40,357	73,079
Linseed - - - - - "	177,383	120,915	248,479	187,169	138,409
Mustard or Rape - - - - - "	194,199	285,521	259,661	283,270	286,169
Til or Jinjli - - - - - "	125,084	276,408	226,186	204,096	112,211
Other sorts - - - - - "	12,378	24,704	18,761	13,683	49,715
	3,539,267	4,408,786	4,579,670	3,685,245	3,531,774
Total Quantity of Oils - - - - - { Gals. & Cwt	3,572,335 271,670	5,152,674 237,801	5,899,778 252,343	3,979,701 37,943	3,595,802 54,097
<b>VI.—RAW MATERIALS AND UNMANUFACTURED ARTICLES :</b>					
Bristles and fibre for brushes and brooms - - - - - Cwt	41,065	59,661	54,388	49,682	48,488
Canes and Rattans - - - - - "	1,662	2,057	1,833	2,492	2,592
Caoutchouc - - - - - "	5,563	6,240	8,169	7,698	4,136
Coal and Coke - - - - - Tons	212,855	327,104	304,586	541,445	524,687
Coir - - - - - Cwt.	60,994	53,006	70,016	24,176	22,657
Cotton - - - - - "	3,722,526	5,411,012	4,373,470	3,575,703	5,700,014
Feathers - - - - - Lbs	231,514	161,425	138,451	115,160	166,946

VALUE OF EXPORTS OF PRINCIPAL ARTICLES OF INDIAN PRODUCE AND MANUFACTURE FROM  
British India—continued.

ARTICLES.	1897-98.	1898-99.	1899-1900.	1900-01.	1901-02.
<b>III.—METALS AND MANUFACTURES OF—continued.</b>					
Metals—continued.					
Lead	Rupees. 20,510	Rupees. 28,860	£ 2,519	£ 477	£ 307
Manganese ore	630,030	503,320	50,803	83,443	95,857
Tin (mainly block)	43,780	43,930	4,624	3,085	2,581
Unenumerated	9,680	15,010	649	4,026	4,375
<b>Total Metals</b>	<b>1,205,950</b>	<b>1,108,960</b>	<b>124,606</b>	<b>259,120</b>	<b>168,768</b>
Hardware and Cutlery (including plated ware)	180,710	157,390	11,162	15,067	17,649
Machinery and Millwork	1,190	8,820	248	450	2,448
Railway Plant and Rolling Stock	45,610	88,320	6,762	10,823	11,265
<b>Total Value of Metals and Manufactures of</b>	<b>1,433,460</b>	<b>1,363,490</b>	<b>142,778</b>	<b>285,460</b>	<b>200,130</b>
<b>IV.—CHEMICALS, DRUGS, MEDICINES AND NARCOTICS, AND DYEING AND TANNING MATERIALS :</b>					
Chemicals—					
Borax	65,090	96,430	6,304	5,020	8,594
Saltpetre	3,987,450	3,493,440	256,196	226,355	237,870
Other sorts	69,720	130,460	5,762	4,446	4,216
	4,122,260	3,720,330	268,262	235,821	250,680
Drugs, Medicines, and Narcotics :					
Cinchona Bark	789,230	348,190	54,951	50,553	30,893
Other sorts	768,920	1,041,400	84,504	78,954	87,002
	1,558,150	1,389,590	139,455	129,507	117,895
Opium	60,975,630	71,260,090	5,469,143	6,303,624	5,681,990
Tobacco :					
Unmanufactured	906,810	1,384,240	57,951	43,207	119,075
Manufactured :					
Cigars	675,270	738,530	61,142	57,617	109,362
Other sorts	35,420	32,840	2,100	2,450	2,830
	1,617,500	2,155,610	121,193	103,274	231,267
Dyeing and Tanning Materials :					
Cutch	1,874,820	1,282,700	164,695	126,091	80,585
Indigo	30,574,020	29,704,780	1,795,007	1,423,987	1,234,837
Myrabolams	2,589,490	3,204,720	235,447	211,212	237,577
Safflower	40,780	33,200	2,305	3,131	3,946
Turmeric	249,970	502,520	38,547	50,824	62,681
Other sorts	65,400	85,720	7,287	4,749	6,039
	35,394,480	34,813,640	2,243,288	1,819,994	1,625,665
<b>Total Value of Chemicals, Drugs, Medicines and Narcotics, and Dyeing and Tanning Materials</b>	<b>103,668,020</b>	<b>113,339,260</b>	<b>8,241,341</b>	<b>8,592,220</b>	<b>7,907,497</b>
<b>V.—OILS.</b>					
Animal	170	180	45	48	54
Essential	344,250	499,090	27,415	23,346	43,050
Mineral	11,440	363,840	43,738	9,443	1,416
Paraffin wax	591,510	730,880	70,506	52,970	63,030
Vegetable, not Essential :					
Dregs of Jinjili Oil	748,950	718,820	45,541	0	0
Castor	2,582,540	2,741,940	127,166	142,701	178,566
Cocanut	1,362,510	1,921,660	185,311	117,283	85,953
Earthnut	44,670	39,660	4,759	4,279	7,843
Linseed	311,180	166,480	28,011	27,076	23,848
Mustard or Rape	295,590	399,560	27,531	31,344	31,602
Til or Jinjili	199,650	382,790	21,115	22,147	12,237
Other sorts	24,290	43,970	1,961	7,041	13,568
	5,569,380	6,414,880	437,395	351,871	353,617
<b>Total Value of Oils</b>	<b>6,516,750</b>	<b>8,008,870</b>	<b>579,099</b>	<b>437,678</b>	<b>461,167</b>
<b>VI.—RAW MATERIALS AND UNMANUFACTURED ARTICLES :</b>					
Bristles and fibre for brushes and brooms	1,044,350	1,070,300	76,667	99,578	91,040
Canes and Rattans	30,560	27,150	1,448	2,084	2,541
Caoutchouc	844,780	1,223,620	105,382	103,189	40,280
Coal and Coke	2,141,360	3,353,030	218,674	395,912	377,272
Cour	421,560	393,980	37,708	14,591	13,768
Cotton	88,713,130	111,885,390	6,616,710	6,751,600	9,617,396
Feathers	240,670	197,770	12,481	9,029	11,975

QUANTITY OF EXPORTS OF PRINCIPAL ARTICLES of INDIAN PRODUCE and MANUFACTURE from  
British India—continued.

ARTICLES.	1897-98.	1898-99.	1899-1900.	1900-01.	1901-02.	
<b>VI.—RAW MATERIALS AND UNMANUFACTURED ARTICLES—continued.</b>						
Fodder, bran, and cattle food, including hay and straw						
Oilcake - - - - - Cwt.	414,507	456,876	604,822	827,801	825,569	
Rice-bran - - - - - Tons	118,491	111,515	136,006	127,503	141,883	
Other sorts - - - - - Cwt.	108,919	192,284	135,198	115,675	151,693	
	Tons	144,662	143,973	174,077	190,746	
Gums and Resins - - - - - Cwt.	47,139	43,907	51,404	41,284	58,580	
Hemp (chiefly Sann) - - - - - "	206,617	246,861	277,548	348,741	386,966	
Hides and Skins:						
Hides - - - - - { No.	10,072,470	8,864,329	13,474,323	14,654,818	7,972,097	
	= Cwt.	806,348	695,958	1,282,630	679,493	
Skins - - - - - { No.	9,842,409	10,667,448	16,838,540	14,349,444	20,810,676	
	= Cwt.	102,343	116,490	222,626	189,090	
	( No.	19,914,879	19,531,777	30,312,863	29,004,262	28,782,773
	= Cwt.	908,691	812,448	1,411,391	1,471,720	949,706
Horns - - - - - Cwt.	66,405	69,521	84,763	84,038	62,944	
Ivory - - - - - Lbs.	4,122	3,323	8,005	3,014	4,397	
Jade-stone - - - - - Cwt.	3,861	4,484	2,815	4,300	2,691	
Jewellery, &c.						
Precious Stones and Pearls, unset - - - - - "	—	—	—	—	—	
Jute - - - - - Cwt.	15,023,325	9,864,545	9,725,245	12,414,552	14,755,115	
Lac, stick and seed - - - - - "	2,341	4,033	2,888	4,303	1,422	
Manures.						
Animal Bones - - - - - Tons	71,796	74,027	108,868	112,051	92,033	
Other sorts (except oilcake) - - - - - "	868	944	1,059	1,414	2,210	
	"	72,664	74,971	113,465	94,243	
Mica - - - - - Cwt.	11,608	10,947	22,599	33,175	16,298	
Natural Science Specimens - - - - - "	—	—	—	—	—	
Rags and other materials for making paper - - - - - Cwt.	23,046	20,886	17,492	21,683	26,321	
Seeds						
Essential.						
Ajama - - - - - Cwt.	7,330	11,622	3,447	4,658	13,939	
Aniseed - - - - - "	1,206	1,018	2,323	1,974	1,767	
Coriander - - - - - "	54,083	56,858	52,827	59,144	59,222	
Cumin - - - - - "	15,876	14,426	12,478	15,480	18,684	
Fennel - - - - - "	5,012	4,830	3,355	3,844	4,914	
Other sorts - - - - - "	11,498	82,007	70,192	62,666	80,144	
Castor - - - - - "	1,059,159	1,210,138	883,362	875,947	1,323,896	
Cotton - - - - - "	28,367	37,115	43,485	224,901	2,036,056	
Earthnuts - - - - - "	44,739	87,761	155,919	231,755	1,085,415	
Linseed - - - - - "	4,683,394	8,826,833	7,293,094	5,060,189	7,327,869	
Mowra or Mowra - - - - - "	255,146	139,389	367,092	31,958	613,549	
Mustard - - - - - "	23,890	59,564	41,761	34,430	64,658	
Poppy - - - - - "	777,647	871,031	948,887	802,186	934,080	
Rape - - - - - "	3,559,870	4,788,774	3,408,982	1,727,374	6,924,895	
Tea - - - - - "	5,371	1,200	1,659	1,121	647	
Til or Jimili - - - - - "	2,011,036	3,070,214	2,469,815	1,844,194	2,447,149	
Other sorts - - - - - "	9,426	17,129	16,263	16,126	28,343	
	12,553,080	19,279,909	15,774,939	10,997,947	22,965,227	
Silk -						
Raw - - - - - Lbs.	622,587	512,830	722,286	559,776	727,651	
Chasam or waste - - - - - "	1,037,701	1,046,541	1,217,432	1,030,523	1,165,754	
Cocoons - - - - - "	1,742	4,780	0	13,976	42,356	
	1,662,030	1,564,151	1,939,718	1,604,275	1,935,761	
Stone and Marble - - - - - Cwt.	19,596	13,543	21,440	42,333	46,041	
Tallow - - - - - "	6,554	5,386	6,599	4,808	4,113	
Wax (excluding candles) - - - - - "	3,537	4,846	5,787	5,059	4,139	
Wood:						
Teak - - - - - Cubic Tons	81,866	77,376	77,822	74,363	60,671	
Other Timber - - - - - "	2,007	2,270	3,798	3,644	4,006	
Ornamental: - - - - - "	—	—	—	—	—	
Sandal - - - - - "	—	—	—	—	—	
Ebony and other sorts - - - - - "	—	—	—	—	—	
Wool - - - - - Lbs.	30,893,195	27,977,905	31,935,412	21,873,859	19,592,620	
All other Articles - - - - - "	—	—	—	—	—	
<b>VII.—ARTICLES MANUFACTURED AND PARTLY MANUFACTURED.</b>						
Yarns and Textile Fabrics:						
Cotton:						
Twist and Yarn - - - - - Lbs.	199,945,745	219,624,083	240,693,027	118,080,828	272,468,127	
Piece goods:						
Grey (unbleached) - - - - - Yards	45,243,293	43,433,428	46,708,884	32,488,239	36,897,182	
White (bleached) - - - - - "	276,497	474,232	281,612	523,091	345,915	
Coloured, printed, or dyed - - - - - "	16,731,925	16,711,044	22,565,266	36,330,523	35,381,752	
	62,251,715	60,618,704	69,555,962	69,341,855	72,624,849	



VALUE OF EXPORTS OF PRINCIPAL ARTICLES OF INDIAN PRODUCE AND MANUFACTURE from  
British India—continued.

ARTICLES.	1897-98.	1898-99.	1899-1900.	1900-01.	1901-02.
<b>VI.—RAW MATERIALS AND UNMANUFACTURED ARTICLES—continued.</b>					
Fodder, bran, and cattle food, including hay and straw :					
Oilcake . . . . .	<i>Rupees.</i> 1,383,730	<i>Rupees.</i> 1,530,560	£ 138,731	£ 207,196	£ 198,949
Rice-bran . . . . .	2,684,900	2,441,660	216,162	234,659	253,889
Other sorts . . . . .	416,560	517,480	26,118	25,734	30,641
	4,485,190	4,489,700	381,006	467,589	483,479
Gums and Resins . . . . .	918,930	759,320	59,639	53,169	55,132
Hemp (chiefly Sann) . . . . .	1,933,140	2,181,200	168,830	224,826	256,353
Hides and Skins :					
Hides . . . . .	33,749,320	29,484,750	3,283,308	3,510,813	1,919,942
Skins . . . . .	11,193,650	12,066,090	1,308,925	1,148,155	1,797,817
	44,942,970	41,550,840	4,592,233	4,658,968	3,717,759
Horns . . . . .	1,557,820	1,571,060	121,392	116,978	89,051
Ivory . . . . .	25,670	18,720	3,089	1,779	1,701
Jade-stone . . . . .	600,100	624,300	56,957	44,203	29,034
Jewellery, &c.:					
Precious stones and Pearls, unset . . . . .	123,630	116,050	8,199	16,184	10,522
Jute . . . . .	101,299,920	69,412,450	5,381,098	7,245,171	7,864,848
Lac, stick and seed . . . . .	102,560	149,020	7,896	10,400	3,991
Manures :					
Animal Bones . . . . .	3,911,250	4,035,630	404,689	389,461	336,588
Other sorts (except oilcake) . . . . .	41,250	48,390	3,892	4,767	7,540
	3,952,500	4,084,020	408,581	394,228	344,128
Mica . . . . .	1,068,570	808,350	73,372	109,554	70,034
Natural Science Specimens . . . . .	329,010	284,680	19,548	13,171	11,557
Rags and other materials for making paper . . . . .	61,200	52,700	3,148	4,726	4,523
Seeds :					
Essential :					
Ajama . . . . .	40,400	59,320	1,314	2,946	8,336
Aniseed . . . . .	13,730	10,130	1,491	1,346	1,288
Coriander . . . . .	414,560	471,010	23,155	27,235	23,372
Cummin . . . . .	280,640	245,130	15,970	22,385	28,989
Fennel . . . . .	42,500	40,700	1,952	2,650	3,136
Other sorts . . . . .	74,340	359,600	21,297	24,775	32,096
Castor . . . . .	7,595,910	7,321,800	348,422	437,810	572,612
Cotton . . . . .	76,310	87,090	6,478	36,999	309,210
Earthnuts . . . . .	286,480	555,930	66,535	109,920	524,948
Linseed . . . . .	28,695,520	51,324,830	3,002,145	2,970,673	4,509,196
Mowa or Mowra . . . . .	957,970	514,900	100,889	10,987	195,250
Mustard . . . . .	180,420	532,390	27,198	21,705	37,460
Poppy . . . . .	5,587,180	5,609,230	407,646	457,684	521,156
Rape . . . . .	24,721,750	28,157,920	1,346,903	823,830	2,970,403
Tea . . . . .	879,730	208,030	14,613	10,633	5,898
Til or Jinjili . . . . .	16,025,730	22,863,020	1,339,972	1,037,238	1,429,291
Other sorts . . . . .	67,830	110,910	7,039	10,541	13,538
	85,941,000	118,471,940	6,733,019	6,009,357	11,186,179
Silk :					
Raw . . . . .	4,518,200	3,906,820	409,993	286,847	383,548
Chasam or Waste . . . . .	627,200	670,970	55,747	53,975	56,663
Cocoons . . . . .	3,100	2,240	0	649	2,069
	5,148,500	4,580,030	465,740	341,471	442,280
Stone and Marble . . . . .	64,040	56,860	6,573	6,262	3,766
Tallow . . . . .	114,490	90,630	6,899	5,546	5,071
Wax (excluding candles) . . . . .	280,810	389,380	30,945	28,461	24,279
Wood :					
Teak . . . . .	9,546,520	9,548,030	607,885	579,434	476,924
Other Timber . . . . .	133,890	151,050	20,882	18,943	15,678
Ornamental :					
Sandal . . . . .	576,430	594,980	64,298	70,023	52,247
Ebony and other sorts . . . . .	10,500	24,710	2,319	1,802	4,104
Wool . . . . .	13,565,370	12,534,830	904,250	601,996	529,217
All other Articles . . . . .	795,640	743,890	60,186	77,145	57,301
Total Value of Raw Materials and Unmanufactured Articles	371,014,810	391,439,980	27,257,054	28,477,369	35,893,430
<b>VII.—ARTICLES MANUFACTURED AND PARTLY MANUFACTURED :</b>					
Yarns and Textile Fabrics :					
Cotton :					
Twist and Yarn . . . . .	69,668,320	66,030,880	4,601,452	2,780,392	6,211,130
Piece goods:					
Grey (unbleached) . . . . .	5,420,800	5,161,730	382,135	272,220	319,364
White (bleached) . . . . .	100,230	206,970	11,232	13,068	8,576
Coloured, printed, or dyed . . . . .	5,127,870	5,215,130	447,796	670,198	622,392
	10,648,900	10,583,830	841,163	955,486	950,332

QUANTITY OF EXPORTS OF PRINCIPAL ARTICLES OF INDIAN PRODUCE AND MANUFACTURE FROM  
British India—continued

ARTICLES.	1897-98.	1898-99.	1899-1900.	1900-01.	1901-02.	
<b>VII—ARTICLES MANUFACTURED AND PARTLY MANUFACTURED—continued.</b>						
<b>Yarns and Textile Fabrics—continued.</b>						
Handkerchiefs and Shawls in the piece	No	1,760,112	1,653,867	1,275,384	1,424,161	1,741,727
Hosiery, pure and mixed						
Thread, sewing	Lbs.	89,348	95,999	113,104	103,111	64,930
Other sorts	Yards	2,939,790	3,603,432	3,509,760	1,721,652	2,115,825
		3,046	3,429	1,122	1,523	3,170
Flax and Hemp (excluding cordage)		—	—	—	—	—
<b>Jute:</b>						
Twist and Yarn	Lbs.	4,052,630	2,266,761	570,170	2,223,609	5,221,317
Gunny Bags	No	197,619,914	180,896,140	168,323,849	202,908,199	230,126,651
Gunny Cloth	Yards	242,951,051	280,382,410	307,021,259	365,214,990	418,566,614
Rope and Twine	Cwt.	28,913	24,575	21,877	38,024	31,539
Other sorts		—	—	—	—	—
<b>Silk</b>						
Piece goods	Yards	1,180,833	1,261,300	1,217,332	1,175,924	854,092
Goods of silk, mixed with other materials	"	161,058	95,202	221,333	152,367	196,072
Thread for sewing, &c	Lbs.	3,005	275	2,351	235	338
<b>Wool</b>						
Carpets and Rugs	Lbs.	1,729,596	1,481,779	1,691,577	1,744,366	1,576,615
Piece goods	Yards	6,529	32,744	6,713	12,459	22,178
Shawls	No.	6,936	8,248	9,393	2,984	4,946
Other sorts	Lbs.	72,014	66,571	43,889	149,475	214,682
<b>Apparel (excluding hosiery)</b>						
Boots and Shoes	Pairs	154,382	137,524	165,671	203,715	248,821
Books and Printed Matter (including maps and charts)	Cwt.	3,587	3,580	5,832	5,565	5,057
Cabinet-ware and Furniture						
Car, manufactures of (excluding rope)	Cwt.	277,194	314,878	358,038	438,080	401,078
Cordage and rope of vegetable fibre (excluding jute)	"	37,504	37,966	51,216	40,475	49,986
Earthenware and Porcelain						
Glass and glassware						
<b>Hides and Skins dressed or tanned :</b>						
Hides	{ No.	2,484,929	1,883,039	2,196,003	3,866,575	2,115,970
	{ =Cwt.	172,242	118,061	141,207	254,755	134,249
Skins	{ No.	21,117,879	19,660,423	20,524,482	23,260,110	15,291,355
	{ =Cwt.	193,953	179,386	181,988	215,148	132,193
	{ No.	23,602,808	21,543,462	22,720,485	27,126,685	17,407,325
	{ =Cwt.	366,195	297,447	323,195	469,903	266,442
<b>Jewellery, &amp;c.</b>						
Jewellery						
Plate						
<b>Lac :</b>						
Button	Cwt.	27,038	31,602	40,320	29,438	32,423
Shell, &c.	"	189,424	146,481	195,242	193,327	123,226
	"	216,462	178,083	235,562	222,765	155,649
<b>Leather :</b>						
Unwrought	Cwt.	5,975	2,064	546	875	1,379
Manufactures of						
Saddlery and Harness						
Other sorts						
Mats and Matting	Sq. Yds.	215,685	186,697	468,080	581,618	533,436
Perfumery						
Soap	Cwt.	9,400	5,317	6,420	4,683	4,016
Toys and Requisites for Games						
Wood						
Articles (not specified) exported by Post						
All other Articles						

## No. 8—continued.

VALUE OF EXPORTS OF PRINCIPAL ARTICLES OF INDIAN PRODUCE AND MANUFACTURE FROM  
British India—continued.

ARTICLES.	1897-98.	1898-99.	1899-1900.	1900-01.	1901-02.
<b>VII.—ARTICLES MANUFACTURED AND PARTLY MANUFACTURED—continued.</b>	<i>Rupees.</i>	<i>Rupees.</i>	<i>£</i>	<i>£</i>	<i>£</i>
<b>Yarns and Textile Fabrics—continued.</b>					
Handkerchiefs and Shawls in the piece	706,690	683,500	33,662	34,008	46,238
Hosiery, pure and mixed	36,740	46,700	4,015	3,539	3,653
Thread, sewing	68,110	82,380	6,119	5,662	3,495
Other sorts	384,620	457,400	29,672	22,883	28,686
<b>Total Cotton Manufactures</b>	<b>11,845,060</b>	<b>11,853,810</b>	<b>914,631</b>	<b>1,021,578</b>	<b>1,032,404</b>
<b>Flax and Hemp (excluding cordage)</b>	<b>12,660</b>	<b>13,520</b>	<b>2,923</b>	<b>1,942</b>	<b>918</b>
<b>Jute:</b>					
Twist and Yarn	473,740	218,460	3,613	19,316	38,744
Gunny Bags	37,165,460	33,916,360	2,345,919	2,957,581	3,150,550
Gunny Cloth	21,416,050	23,559,960	1,806,967	2,235,891	2,595,978
Rope and Twine	244,820	281,430	19,323	29,672	21,593
Other sorts	8,490	7,390	411	608	746
	59,308,660	57,765,140	4,172,620	5,223,752	5,768,867
<b>Silk:</b>					
Piece goods	1,088,620	1,165,890	75,952	73,118	59,370
Goods of silk mixed with other materials	154,740	113,460	9,769	10,413	10,767
Thread for sewing, &c.	17,050	2,540	214	99	176
	1,260,410	1,281,890	85,935	83,630	70,313
<b>Wool:</b>					
Carpets and Rugs	2,037,040	2,023,470	158,219	185,563	167,430
Piece goods	7,640	21,990	528	1,426	2,000
Shawls	159,180	208,030	8,041	4,900	4,660
Other sorts	35,130	39,370	2,048	5,733	5,755
	2,238,990	2,292,860	168,836	197,622	179,845
<b>Total Yarns and Textile Fabrics</b>	<b>144,334,000</b>	<b>139,456,560</b>	<b>9,950,010</b>	<b>9,328,232</b>	<b>13,302,221</b>
<b>Apparel (excluding hosiery)</b>	<b>1,270,900</b>	<b>1,167,250</b>	<b>80,364</b>	<b>104,808</b>	<b>95,865</b>
Boots and Shoes	370,450	352,030	26,116	29,846	44,112
	1,641,350	1,519,280	106,480	134,654	139,977
<b>Books and Printed Matter (including maps and charts)</b>	<b>353,250</b>	<b>277,800</b>	<b>28,684</b>	<b>26,015</b>	<b>25,318</b>
Cabinet-ware and Furniture	359,300	386,620	24,532	29,286	27,362
Coir, manufactures of (excluding rope)	2,734,200	2,984,550	221,540	267,829	251,588
Cordage and Rope of vegetable fibre (excluding jute)	505,900	467,180	41,490	35,163	44,239
Earthenware and Porcelain	41,630	35,210	2,640	3,547	2,188
Glass and glassware	46,870	50,970	4,286	5,068	4,487
<b>Hides and Skins, dressed or tanned:</b>					
Hides	9,866,990	6,732,640	569,181	978,670	511,592
Skins	28,363,380	26,208,710	1,813,837	2,017,454	1,257,972
	38,232,370	32,941,350	2,383,018	2,996,124	1,769,564
<b>Jewellery, &amp;c.:</b>					
Jewellery	243,760	406,550	12,934	15,240	10,936
Plate	114,360	210,150	11,309	9,583	7,477
	358,120	616,700	24,243	24,823	18,413
<b>Lac:</b>					
Button	1,315,230	1,532,740	132,163	93,031	122,785
Shell, &c.	9,291,410	7,012,180	617,714	606,834	513,576
	10,606,640	8,564,920	749,877	699,865	636,361
<b>Leather:</b>					
Unwrought	414,160	157,510	3,152	5,633	5,633
Manufactures of:					
Saddlery and Harness	30,000	26,550	6,540	16,011	30,598
Other sorts	35,480	30,780	3,746	7,293	10,241
	479,640	214,840	13,438	28,937	46,472
	66,830	34,060	3,170	16,126	14,250
<b>Mats and Matting</b>	<b>156,050</b>	<b>114,090</b>	<b>8,002</b>	<b>8,629</b>	<b>9,360</b>
Perfumery	66,020	38,360	2,695	2,182	1,683
Soap	132,410	170,050	15,692	17,942	23,261
Toys and Requisites for Games	523,270	538,290	29,232	43,538	45,409
Wood	1,711,830	2,666,690	167,662	197,182	221,746
Articles (not specified) exported by Post	777,510	906,570	73,130	100,274	72,142
All other Articles					
<b>Total Value of Articles Manufactured and partly Manufactured</b>	<b>203,129,190</b>	<b>191,984,090</b>	<b>13,849,821</b>	<b>13,965,416</b>	<b>16,655,841</b>
<b>GRAND TOTAL</b>	<b>937,861,010</b>	<b>1,093,502,770</b>	<b>70,453,797</b>	<b>69,440,332</b>	<b>80,803,375</b>

QUANTITY OF EXPORTS OF PRINCIPAL ARTICLES OF FOREIGN MERCHANDISE from British India.

ARTICLES.	1897-98.	1898-99.	1899-1900	1900-01.	1901-02.
<b>I.—ANIMALS, LIVING :</b>					
Horses - - - - - No	166	108	74	73	13
Other sorts - - - - - "	2	4	10	37	4
Total Number of Animals, Living - - - - - "	168	112	84	110	17
<b>II.—ARTICLES OF FOOD AND DRINK .</b>					
Coffee - - - - - Cwt.	8,100	11,500	7,253	1,713	1,849
Grain and Pulse					
Rice not in the husk - - - - - Cwt.	87,891	4,600	7,045	12,131	5,808
Other sorts - - - - - "	7,019	3,170	1,798	91,207	3,525
"	94,910	7,770	8,843	103,338	9,333
Liquors :					
Ale, Beer, Porter, Cider, &c. - - - - - Gals.	6,900	4,642	7,304	32,391	1,873
Spirits and Liqueurs					
Brandy - - - - - "	4,411	1,447	2,110	2,437	2,397
Whisky - - - - - "	1,420	2,256	3,683	3,440	5,814
Other sorts - - - - - "	1,791	827	809	1,007	467
"	7,622	4,530	6,602	6,884	8,678
Wines - - - - - "	1,838	2,222	1,880	2,245	1,592
Total Liquors - - - - - "	16,360	11,394	15,786	41,520	12,143
Provisions :					
Fishmaws and Sharkfins - - - - - Lbs.	1,042,558	1,051,186	788,665	571,046	1,242,969
Fish dry, salted, and unsalted - - - - - "	62,892	111,744	111,528	153,776	81,040
Fruits and Vegetables—dried, salted, or preserved - - - - - Cwt.	41,375	42,034	62,206	57,681	49,180
Ghi - - - - - "	21	206	827	4,097	2,790
Other sorts - - - - - "	2,560	3,062	3,663	4,476	4,132
Spices :					
Betelnuts - - - - - Lbs.	5,152	19,145	30,660	84,437	33,964
Cardamoms - - - - - "	4,251	7,618	5,136	7,114	7,640
Cloves - - - - - "	518,137	658,560	1,232,943	527,463	766,249
Other sorts - - - - - "	311,403	118,634	45,789	57,714	177,128
"	838,943	803,957	1,334,528	678,728	984,981
Sugar :					
Refined or crystallised, including sugar-candy and confectionery - - - - - Cwt.	103,445	167,644	100,194	68,542	56,429
Tea - - - - - Lbs.	2,669,765	2,334,978	1,348,693	1,887,979	1,249,942
Other articles - - - - - "	—	—	—	—	—
<b>III.—METALS AND MANUFACTURES OF .</b>					
Metals .					
Brass, Wrought - - - - - Cwt.	463	279	1,681	1,947	1,155
Copper					
Unwrought - - - - - "	0	6,373	1,664	1,512	0
Wrought .					
Mixed or Yellow Metal, for sheathing - - - - - "	1,125	882	525	1,179	503
Sheets and other manufactures - - - - - "	6,731	5,028	3,809	9,129	2,870
"	7,856	12,283	5,998	11,820	3,373
Iron :					
Old, for re-manufacture - - - - - "	205,525	135,853	417,658	202,796	131,006
Wrought .					
Angle, Bolt, and Rod - - - - - "	4,073	4,291	1,849	5,676	1,675
Bar - - - - - "	24,196	16,970	16,029	33,277	23,676
Hoop - - - - - "	739	1,358	651	2,616	4,111
Nails, Screws, Rivets, and Washers - - - - - "	4,335	3,276	2,842	4,049	4,606
Pipes and Tubes - - - - - "	580	726	685	1,306	591
Sheets and Plates - - - - - "	6,504	8,953	5,794	10,511	7,037
Wire - - - - - "	506	864	473	1,921	1,339
Other manufactures of wrought or cast iron, or of iron mixed with steel - - - - - "	1,580	1,206	1,653	2,366	1,216
"	248,038	173,497	447,634	264,518	175,257
Lead, Ore, Pig, and Wrought - - - - - Cwt.	7,510	7,068	4,491	2,111	3,856
Quicksilver - - - - - Lbs.	3,166	2,411	7,470	8,254	5,438
Steel - - - - - Cwt.	2,662	2,726	4,738	2,997	3,103
Tin, Unwrought (block) - - - - - "	1,609	1,396	2,473	2,624	1,853
Zinc or Spelter, Wrought & Unwrought - - - - - "	374	247	894	261	288
Unenumerated - - - - - "	97	93	662	2,811	464
Total Metals - - - - - "	268,637	197,610	468,638	289,162	189,397
Hardware and Cutlery (including plated ware) - - - - - "	—	—	—	—	—
Machinery and Millwork .					
Steam-engines and parts - - - - - "	—	—	—	—	—
Other sorts - - - - - "	—	—	—	—	—
Railway Plant and Rolling Stock - - - - - "	—	—	—	—	—

VALUE OF EXPORTS OF PRINCIPAL ARTICLES OF FOREIGN MERCHANDISE from British India.

ARTICLES.	1897-98.	1898-99.	1899-1900.	1900-01.	1901-02.
<b>I.—ANIMALS, LIVING :</b>	<i>Rupees.</i>	<i>Rupees.</i>	£	£	£
Horses - - - - -	60,600	108,300	5,387	3,338	548
Other sorts - - - - -	200	360	36	147	117
Total Value of Animals, Living	60,800	108,660	5,423	3,485	665
<b>II.—ARTICLES OF FOOD AND DRINK</b>					
Coffee - - - - -	414,410	356,930	14,089	3,531	3,654
Grain and Pulse:					
Rice not in the husk - - - - -	546,180	25,090	2,709	4,594	2,176
Other sorts - - - - -	30,550	11,840	519	20,855	833
	576,730	36,930	3,228	25,449	3,009
Liquors:					
Ale, Beer, Porter, Cider, &c. - - - - -	11,480	6,000	1,043	2,307	280
Spirits and Liqueurs:					
Brandy - - - - -	29,310	11,470	950	1,195	1,188
Whisky - - - - -	12,250	17,840	1,603	1,644	2,708
Other sorts - - - - -	7,230	3,170	385	547	253
	48,790	32,490	2,938	3,386	4,149
Wines - - - - -	28,540	40,240	1,405	1,305	1,430
Total Liquors	88,810	78,730	5,386	6,998	5,859
Provisions:					
Fishmaws and Sharkfins - - - - -	608,750	698,850	35,807	22,958	62
Fish, dry, salted and unsalted - - - - -	5,880	10,310	613	684	587
Fruits and Vegetables—dried, salted, or preserved - - - - -	422,720	427,250	41,781	36,503	31,153
Ghi - - - - -	840	11,240	2,492	13,812	9,896
Other sorts - - - - -	87,950	82,670	7,619	8,899	9,889
	1,126,140	1,230,320	88,312	82,856	114,431
Spices:					
Betelnuts - - - - -	440	1,580	217	588	195
Cardamoms - - - - -	8,590	13,700	680	786	831
Cloves - - - - -	83,980	162,210	18,568	7,686	11,143
Other sorts - - - - -	68,940	29,930	1,622	1,429	3,146
Sugar:					
Refined or crystallised, including sugar-candy and confectionery - - - - -	161,950	207,420	21,087	10,489	15,315
Tea - - - - -	1,189,390	1,848,200	76,309	54,862	44,321
Other articles - - - - -	2,154,940	1,463,110	56,578	87,528	55,957
	2,200	6,870	111	657	121
Total Value of Articles of Food and Drink	5,714,570	5,228,510	265,100	272,370	242,667
<b>III.—METALS AND MANUFACTURES OF :</b>					
Metals:					
Brass, Wrought - - - - -	26,090	16,450	4,605	5,080	3,618
Copper:					
Unwrought - - - - -	0	255,660	4,406	4,629	0
Wrought:					
Mixed or Yellow Metal, for sheathing - - - - -	46,790	36,130	1,819	4,055	1,702
Sheets and other manufactures - - - - -	315,510	276,550	15,675	31,090	11,249
	362,300	568,340	21,900	39,774	12,951
Iron:					
Old, for re-manufacture - - - - -	415,380	241,770	49,151	26,912	18,620
Wrought:					
Angle, Bolt, and Rod - - - - -	26,900	26,000	824	2,946	890
Bar - - - - -	153,550	104,710	7,161	16,375	11,056
Hoop - - - - -	4,690	6,090	269	1,226	2,044
Nails, Screws, Rivets, and Washers - - - - -	43,110	32,280	1,950	2,871	3,128
Pipes and Tubes - - - - -	6,230	10,080	556	1,693	450
Sheets and Plates - - - - -	61,240	87,250	4,080	7,769	4,736
Wire - - - - -	5,830	8,820	365	1,655	1,043
Other manufactures of wrought or cast iron, or of iron mixed with steel - - - - -	17,970	13,380	767	1,049	1,134
	734,900	530,340	65,123	62,496	43,101
Lead, Ore, Pig, and Wrought - - - - -	61,250	43,800	2,112	1,864	2,944
Quicksilver - - - - -	4,990	4,020	933	971	638
Steel - - - - -	23,160	24,240	2,568	2,598	2,024
Tin, Unwrought (block) - - - - -	97,650	79,190	15,563	17,453	11,530
Zinc or Spelter, Wrought and Unwrought - - - - -	7,670	4,420	909	323	333
Unenumerated - - - - -	17,320	11,240	1,165	8,217	2,180
Total Metals	1,335,330	1,282,080	114,878	138,776	79,319
Hardware and Cutlery (including plated ware)	774,230	712,390	50,253	67,149	61,384
Machinery and Millwork:					
Steam-engines and parts - - - - -	76,080	81,710	6,301	3,196	5,623
Other sorts - - - - -	183,090	117,290	5,474	8,271	12,025
	259,170	199,000	11,775	11,467	17,648
Railway Plant and Rolling Stock - - - - -	36,673	20,980	70	468	575
Total Value of Metals and Manufactures of	2,735,460	2,214,450	176,976	217,860	158,926

QUANTITY OF EXPORTS OF PRINCIPAL ARTICLES OF FOREIGN MERCHANDISE from British India  
—continued

ARTICLES	1897-98.	1898-99	1899-1900	1900-01	1901-02
<b>IV.—CHEMICALS, DRUGS, MEDICINES AND NARCOTICS, AND DYEING AND TANNING MATERIALS.</b>					
Chemicals					
Alum - - - - - Cwt	3,050	3,320	4,037	3,137	2,240
Sal Ammoniac - - - - - "	1,040	648	784	970	1,202
Other sorts - - - - - "	—	—	—	—	—
Drugs, Medicines, and Narcotics					
Aloes - - - - - Cwt.	827	298	555	449	657
Asafœtida - - - - - "	2,772	3,980	2,650	2,027	930
Camphor - - - - - Lbs	55,857	56,003	38,517	43,565	54,308
Cassia lignea' - - - - - Cwt	4,552	4,694	4,738	3,571	3,353
Other sorts - - - - - "	—	—	—	—	—
Tobacco (chiefly manufactured) - - - - - Lbs.	24,977	11,514	12,963	19,023	24,049
Dyeing and Tanning Materials :					
Aniline and Alizarine Dyes - - - - - Lbs.	117,855	82,413	69,958	39,978	74,134
Saffron - - - - - "	22	26	34	32	30
Other sorts - - - - - "	1,732	2,304	1,511	3,440	1,933
V.—OILS					
Essential - - - - - Gals.	342	64	220	1,197	438
Mineral - - - - - "	—	—	—	—	—
Kerosene - - - - - "	621,270	305,489	325,922	1,321,150	678,880
Other sorts - - - - - "	54,689	35,922	60,981	77,289	272,523
Other sorts - - - - - "	9,281	2,061	3,882	4,250	10,694
Total Quantity of Oils - - - - - "	685,582	343,536	391,005	1,403,886	962,535
<b>VI.—RAW MATERIALS AND UNMANUFACTURED ARTICLES.</b>					
Canes and Rattans - - - - - Cwt.	432	474	94	746	1,149
Cotton - - - - - "	473	614	4	1,135	52
Gums and Resins					
Arabic - - - - - Cwt.	5,951	7,297	16,781	12,171	9,878
Benjamin - - - - - "	543	790	1,439	988	981
Olibanum or Frankincense - - - - - "	20,218	17,080	19,739	19,478	26,089
Other sorts - - - - - "	8,775	4,786	5,237	1,941	2,346
" - - - - - "	35,487	29,953	43,196	34,578	39,294
Horns - - - - - Cwt	363	224	265	159	123
Ivory - - - - - Lbs.	81,365	127,907	89,724	66,880	81,365
Jewellery, &c. - - - - - "	—	—	—	—	—
Precious Stones and Pearls, unset - - - - - "	—	—	—	—	—
Seeds (chiefly Rape) - - - - - Cwt.	9,340	4,130†	11,840	4,967	5,976
Shells and Cowries - - - - - "	—	—	—	—	—
Silk - - - - - Lbs.	66,654	72,832	90,795	97,519	59,941
Wood - - - - - "	—	—	—	—	—
Wool - - - - - Lbs.	14,069,037	10,635,241	9,768,414	7,146,628	7,702,874
All other Articles - - - - - "	—	—	—	—	—
<b>VII.—ARTICLES MANUFACTURED AND PARTLY MANUFACTURED.</b>					
Yarns and Textile Fabrics					
Cotton :					
Twist and Yarn - - - - - Lbs	1,779,893	1,540,298	1,908,728	1,215,813	1,739,675
Piece goods :					
Grey (unbleached) - - - - - Yards	12,678,638	12,621,720	10,494,857	10,951,987	13,198,560
White (bleached) - - - - - "	9,854,783	10,325,338	10,108,102	10,105,273	12,458,486
Coloured, printed, or dyed - - - - - "	46,412,429	46,799,328	46,898,763	40,532,934	46,718,909
Handkerchiefs and Shawls in the piece - - - - - No	998,166	860,123	942,231	867,181	882,533
Hosiery, pure and mixed - - - - - "	—	—	—	—	—
Thread, sewing - - - - - Lbs.	87,803	75,920	66,342	97,842	87,371
Other Sorts - - - - - "	—	—	—	—	—
Flax Manufactures					
Hemp (excluding cordage) - - - - - "	—	—	—	—	—
Jute - - - - - "	—	—	—	—	—
Silk					
Piece goods - - - - - Yards	700,146	550,968	480,690	541,383	786,589
Goods of silk mixed with other materials - - - - - "	46,413	37,792	70,114	56,617	127,480
Other sorts - - - - - Lbs.	1,270	1,113	724	823	1,656
Wool					
Piece goods - - - - - Yards	216,796	199,757	338,335	341,034	266,219
Shawls - - - - - No.	7,767	2,834	2,928	5,120	5,325
Other sorts - - - - - Lbs	30,472	28,355	56,204	60,966	101,151

## No. 10—continued.

VALUE OF EXPORTS OF PRINCIPAL ARTICLES OF FOREIGN MERCHANDISE from British India—  
continued.

ARTICLES.	1897-98.	1898-99.	1899-1900.	1900-01.	1901-02.
<b>IV.—CHEMICALS, DRUGS, MEDICINES AND NARCOTICS, AND DYEING AND TANNING MATERIALS:</b>					
Chemicals:	<i>Rupees.</i>	<i>Rupees.</i>	£	£	£
Alum . . . . .	15,280	15,950	1,272	957	728
Sal Ammoniac . . . . .	38,580	18,580	1,479	1,866	2,636
Other sorts . . . . .	48,180	35,280	2,386	2,440	1,822
	102,040	69,810	5,137	5,263	5,186
Drugs, Medicines, and Narcotics:					
Aloes . . . . .	34,650	12,320	1,645	964	1,762
Asafoetida . . . . .	96,710	99,240	4,876	3,452	2,174
Camphor . . . . .	51,500	51,050	2,558	3,258	3,965
Cassia lignea . . . . .	124,400	131,460	9,012	6,889	6,488
Other sorts . . . . .	109,490	137,760	7,719	10,176	10,272
	416,750	431,830	25,810	24,739	24,661
Tobacco (chiefly Manufactured) . . . . .	43,110	29,870	1,784	2,195	2,522
Dyeing and Tanning Materials:					
Amiline and Alizarine Dyes . . . . .	182,620	85,870	5,749	2,902	6,016
Saffron . . . . .	49,700	35,210	4,642	4,022	3,321
Other sorts . . . . .	47,990	70,590	2,532	6,247	3,941
	280,310	191,670	12,923	13,171	13,278
Total Value of Chemicals, Drugs, Medicines and Narcotics, and Dyeing and Tanning Materials . . . . .	842,210	723,180	45,654	45,368	45,647
<b>V.—OILS:</b>					
Essential . . . . .	10,270	1,760	300	2,714	620
Mineral:					
Kerosene . . . . .	261,300	121,620	10,686	44,296	19,131
Other sorts . . . . .	53,650	34,080	4,156	5,794	5,493
Other sorts . . . . .	20,880	3,900	533	527	1,384
Total Value of Oils . . . . .	346,100	161,360	15,675	53,331	26,628
<b>VI.—RAW MATERIALS AND UNMANUFACTURED ARTICLES:</b>					
Canes and Rattans . . . . .	10,310	6,210	148	793	833
Cotton . . . . .	11,440	15,890	7	1,497	89
Gums and Resins:					
Arabic . . . . .	85,490	105,800	17,856	10,757	9,370
Benjamin . . . . .	18,580	22,890	2,676	2,299	2,217
Olibanum or Frankincense . . . . .	363,170	291,730	22,745	24,400	31,220
Other sorts . . . . .	121,980	62,630	4,955	1,454	2,027
	589,220	483,050	48,232	38,910	44,834
Horns . . . . .	91,730	41,880	2,663	1,695	1,253
Ivory . . . . .	667,470	616,700	28,024	23,995	30,428
Jewellery, &c.:					
Precious Stones and Pearls, unset . . . . .	128,050	267,320	15,694	26,814	8,824
Seeds (chiefly Rape) . . . . .	67,160	48,180	6,774	2,884	3,439
Shells and Cowries . . . . .	201,360	196,220	16,114	13,866	12,746
Silk . . . . .	187,000	188,040	11,461	12,632	9,751
Wood . . . . .	14,590	35,330	1,940	808	858
Wool . . . . .	6,440,850	4,713,600	297,054	217,751	231,989
All other Articles . . . . .	30,000	36,060	1,977	1,373	4,156
Total Value of Raw Materials and Unmanufactured Articles . . . . .	8,429,180	6,648,480	430,088	343,017	349,200
<b>VII.—ARTICLES MANUFACTURED AND PARTLY MANUFACTURED:</b>					
Yarns and Textile Fabrics:					
Cotton:					
Twist and Yarn . . . . .	1,033,470	823,080	70,443	48,570	70,612
Piece goods:					
Grey (unbleached) . . . . .	1,577,490	1,417,770	80,243	96,096	121,308
White (bleached) . . . . .	1,425,640	1,407,500	91,522	101,163	123,039
Coloured, printed, or dyed . . . . .	9,693,940	9,587,040	625,951	555,970	622,786
Handkerchiefs and Shawls in the piece . . . . .	170,940	155,560	11,091	11,059	11,602
Hosiery, pure and mixed . . . . .	143,760	107,230	9,147	9,337	7,603
Thread, sewing . . . . .	93,260	81,660	4,993	6,806	5,990
Other sorts . . . . .	24,100	18,120	2,954	2,210	1,988
	13,129,130	12,774,880	825,901	782,641	894,316
Flax Manufactures . . . . .	5,390	7,620	461	876	899
Hemp (excluding cordage) . . . . .	910	320	12	295	966
Jute . . . . .	1,080	1,620	298	205	236
Silk:					
Piece goods . . . . .	559,010	436,220	27,091	31,151	33,972
Goods of silk mixed with other materials . . . . .	21,200	29,610	3,789	4,272	5,327
Other sorts . . . . .	2,940	1,300	106	160	557
	583,150	467,130	30,986	35,583	44,856
Wool:					
Piece goods . . . . .	238,720	209,480	23,078	24,013	18,733
Shawls . . . . .	13,720	9,060	340	563	838
Other sorts . . . . .	41,630	33,550	3,584	5,483	9,232
	294,070	252,090	27,002	30,059	28,803
Total Yarns and Textile Fabrics . . . . .	15,047,200	14,326,740	955,103	898,229	1,040,688

## No. 9—concluded.

QUANTITY OF EXPORTS OF PRINCIPAL ARTICLES OF FOREIGN MERCHANDISE from British India—  
concluded.

ARTICLES.	1897-98.	1898-99.	1899-1900.	1900-01.	1901-02.
<b>VII—ARTICLES MANUFACTURED AND PARTLY MANUFACTURED—continued.</b>					
Apparel (including haberdashery, millinery, boots and shoes, &c., but excluding hosiery) -	—	—	—	—	—
Arms, Ammunition, &c. (excluding military accoutrements):					
Fire-arms and parts thereof - . . . .	—	—	—	—	—
Other sorts - . . . . .	—	—	—	—	—
Art, works of - . . . . .	—	—	—	—	—
Books and Printed Matter (including maps and charts) - . . . . . Cwt.	1,307	1,481	1,805	2,568	1,738
Building and Engineering Materials - . . . .	—	—	—	—	—
Cabinet-ware and Furniture - . . . . .	—	—	—	—	—
Candles - . . . . . Lbs.	47,871	51,493	133,340	140,268	57,104
Caoutchouc - . . . . .	—	—	—	—	—
Carriages, Carts, &c. (excluding railway carriages), and parts thereof - . . . . .	—	—	—	—	—
Chinese and Japanese-ware (including lacquered-ware, but not earthenware and porcelain) - . . . . .	—	—	—	—	—
Clocks and Watches - . . . . . No.	1,872	4,842	4,918	4,884	4,921
Coral - . . . . . Lbs.	40,124	43,471	42,824	27,986	40,404
Cordage and Rope of vegetable fibre (excluding jute) - . . . . . Cwt.	304	430	141	681	807
Earthenware and Porcelain - . . . . .	—	—	—	—	—
Fireworks - . . . . .	—	—	—	—	—
Glass and Glassware					
Sheet and Plate - . . . . . Supl Feet	119,457	119,629	201,611	172,708	108,190
Beads and False Pearls - . . . . . Cwt.	743	490	570	431	150
Bottles, common - . . . . . { = "Gross	408	636	705	789	1,483
Other ware - . . . . .	283	449	422	720	1,045
—	—	—	—	—	—
Instruments and Apparatus:					
Musical - . . . . .	—	—	—	—	—
Photographic - . . . . .	—	—	—	—	—
Scientific, Philosophical, &c. - . . . . .	—	—	—	—	—
Jewellery, &c.					
Jewellery - . . . . .	—	—	—	—	—
Plate - . . . . .	—	—	—	—	—
Leather					
Unwrought - . . . . . Cwt.	21	48	4	30	58
Manufactures (excluding boots and shoes) - . . . . .	—	—	—	—	—
Matches - . . . . .	—	—	—	—	—
Mats and Matting - . . . . . Sq. Yds.	37,648	34,312	48,462	41,644	59,213
Paints and Colours - . . . . . Cwt.	2,732	1,811	2,555	2,720	2,877
Paper and Pasteboard					
Printing Paper - . . . . . Cwt.	152	613	563	227	511
Writing Paper and Envelopes - . . . . .	—	—	—	—	—
Other sorts - . . . . . Cwt.	255	445	383	642	621
Perfumery - . . . . .	—	—	—	—	—
Printing and Lithographing materials (other than paper) - . . . . .	—	—	—	—	—
Soap - . . . . . Cwt.	622	1,268	1,569	2,193	1,653
Stationery (excluding paper) - . . . . .	—	—	—	—	—
Toys and Requisites for Games - . . . . .	—	—	—	—	—
Umbrellas - . . . . . No.	78,891	62,268	55,081	54,915	64,938
Wood, manufactures of - . . . . .	—	—	—	—	—
Articles (not specified) exported by Post - . . . . .	—	—	—	—	—
All other Articles - . . . . .	—	—	—	—	—



## No. 10—concluded.

VALUE of EXPORTS of PRINCIPAL ARTICLES of FOREIGN MERCHANDISE from British India—  
concluded.

ARTICLES.	1897-98.	1898-99.	1899-1900.	1900-01.	1901-02.
<b>VII.—ARTICLES MANUFACTURED AND PARTLY MANUFACTURED—continued.</b>					
	<i>Rupees.</i>	<i>Rupees.</i>	<i>£</i>	<i>£</i>	<i>£</i>
Apparel (including haberdashery, millinery, boots and shoes, &c., but excluding hosiery)	1,440,930	1,390,940	89,542	101,581	105,508
Arms, Ammunition, &c. (excluding military accoutrements):					
Fire-arms and parts thereof - . . . . .	107,660	92,260	7,076	8,995	10,233
Other sorts - . . . . .	7,650	18,740	576	1,189	2,148
	115,310	111,000	7,652	10,184	12,381
Art, works of . . . . .	73,770	74,280	5,896	6,351	5,704
Books and Printed Matter (including maps and charts) . . . . .	198,980	225,640	16,666	16,749	18,133
Cabinet-ware and Furniture . . . . .	205,900	109,860	8,443	7,503	6,854
Candles . . . . .	15,070	14,440	2,750	3,071	1,375
Caoutchouc . . . . .	2,000	7,830	1,018	449	688
Carriages, Carts, &c. (excluding railway carriages), and parts thereof . . . . .	61,310	91,080	7,271	6,574	7,230
Chinese and Japanese-ware (including lacquered-ware, but not earthenware and porcelain) . . . . .	39,900	28,840	2,374	2,109	1,455
Clocks and Watches . . . . .	31,680	45,810	3,210	2,928	2,933
Coral . . . . .	264,440	355,320	17,842	15,772	14,813
Cordage and Rope of vegetable fibre (excluding jute) . . . . .	8,640	10,670	378	1,609	1,448
Earthenware and Porcelain . . . . .	255,120	183,540	13,502	14,075	11,299
Fireworks . . . . .	4,840	6,900	620	238	243
Glass and Glassware:					
Sheet and Plate . . . . .	12,760	12,780	1,216	1,081	843
Beads and False Pearls . . . . .	43,310	41,500	2,363	2,518	1,154
Bottles, common . . . . .	7,570	12,450	696	818	943
Other ware . . . . .	277,470	226,790	20,790	23,580	19,951
	341,110	293,520	25,065	27,997	22,891
Instruments and Apparatus:					
Musical . . . . .	66,490	66,100	5,290	5,024	4,951
Photographic . . . . .	22,680	25,620	2,257	2,261	1,650
Scientific, Philosophical, &c. . . . .	110,090	66,400	5,719	4,573	5,790
	199,260	158,120	13,266	11,858	12,391
Jewellery, &c.:					
Jewellery . . . . .	227,910	234,420	19,288	8,694	14,495
Plate . . . . .	82,670	87,770	6,016	4,675	7,099
	310,580	322,190	25,304	13,369	21,594
Leather:					
Unwrought . . . . .	5,500	7,560	73	352	500
Manufactures (excluding boots and shoes) . . . . .	40,960	59,650	2,935	3,849	3,498
	46,460	67,210	3,008	4,201	3,998
Matches . . . . .	88,920	69,450	4,897	3,337	2,774
Mats and Matting . . . . .	16,350	12,980	1,234	1,105	1,007
Paints and Colours . . . . .	46,920	34,110	2,866	3,002	4,596
Paper and Pasteboard:					
Printing Paper . . . . .	2,450	9,240	598	255	712
Writing Paper and Envelopes . . . . .	32,880	32,160	1,875	2,152	2,382
Other sorts . . . . .	5,330	10,970	610	946	983
	40,660	52,370	3,083	3,353	4,077
Perfumery . . . . .	35,330	39,010	2,970	2,482	2,742
Printing and Lithographing materials (other than paper) . . . . .	3,750	3,030	512	395	429
Soap . . . . .	20,020	23,370	1,850	2,896	2,215
Stationery (excluding paper) . . . . .	149,650	136,040	8,992	9,880	9,671
Toys and Requisites for Games . . . . .	42,430	60,060	3,859	3,888	4,633
Umbrellas . . . . .	92,050	59,390	4,012	3,983	5,016
Wood, manufactures of . . . . .	19,350	8,090	4,218	1,597	2,525
Articles (not specified) exported by Post . . . . .	60,570	204,120	11,344	9,474	10,217
All other Articles . . . . .	104,900	101,370	7,331	13,351	7,950
<b>Total Value of Articles Manufactured and partly Manufactured</b> . . . . .	<b>19,750,130</b>	<b>18,648,300</b>	<b>1,256,078</b>	<b>1,203,590</b>	<b>1,349,478</b>
<b>GRAND TOTAL</b> . . . . .	<b>37,511,720</b>	<b>33,711,960</b>	<b>2,194,994</b>	<b>2,139,021</b>	<b>2,173,211</b>

## No. 11.

QUANTITY and VALUE of IMPORTS and EXPORTS\* of PRINCIPAL ARTICLES in 1901-02,  
distinguishing COUNTRIES.N.B.—Imports from, or Exports to, any country are not shown separately unless the value exceeds £100,  
but are included under "Other Countries."

ARTICLES AND COUNTRIES.	IMPORTS.		EXPORTS.	
	Quantity.	Value.	Quantity.	Value.
<b>I.—ANIMALS, LIVING :</b>		£		£
<b>HORSES :</b>				
United Kingdom - - - - - No.	27	1,523	9	123
Ceylon - - - - - "	37	1,251	126	1,177
China, Hong Kong - - - - - "	1	13	17	370
Straits Settlements - - - - - "	46	1,647		
British East Africa - - - - - "	21	420	9	210
Mauritius - - - - - "		...	7	230
Australia - - - - - "	7,579	248,300	18	2,110
Austria-Hungary - - - - - "	35	1,367	...	...
Arabia - - - - - "	116	2,667		
Persia - - - - - "	2,139	44,683		
Turkey in Asia - - - - - "	231	4,620		
Other Countries - - - - - "		...	4	166
	10,232	306,491	190	4,386
<b>OTHER KINDS</b>				
United Kingdom - - - - - No	242	1,541	6	137
Ceylon - - - - - "	584	695	275,537	93,349
Straits Settlements - - - - - "			44,271	42,485
British East Africa - - - - - "			49	105
Australia - - - - - "	44	139	...	...
Germany - - - - - "			213	2,575
Persia - - - - - "	202	1,627		
Turkey in Asia - - - - - "	72	480		
United States - - - - - "			393	232
Other Countries - - - - - "	28	69	193	29
	1,172	4,552	320,662	138,913
<b>TOTAL ANIMALS, LIVING</b> - No.	11,404	311,043	320,852	143,299
<b>II. ARTICLES OF FOOD AND DRINK :</b>				
<b>COFFEE</b>				
United Kingdom - - - - - Cwt.	686	1,604	116,623	428,477
Aden - - - - - "	139	504	93	272
Ceylon - - - - - "	62	161	18,753	44,018
Straits Settlements - - - - - "	4,486	8,041		
Mauritius - - - - - "			2,205	4,478
Natal - - - - - "			41	124
Australia - - - - - "			3,789	19,297
Austria-Hungary - - - - - "	2,069	4,360	4,249	16,402
Belgium - - - - - "			3,526	9,726
France - - - - - "			100,777	296,974
Germany - - - - - "	79	182	872	2,881
Holland - - - - - "			100	467
Italy - - - - - "			316	1,061
Arabia - - - - - "			3,304	7,569
Persia - - - - - "			1,257	2,835
Turkey in Asia - - - - - "			703	1,673
Abyssinia - - - - - "			160	444
United States - - - - - "			69	271
Other Countries - - - - - "	5	12	54	165
	7,526	14,864	256,891	837,134
<b>FRUITS AND VEGETABLES</b>				
United Kingdom - - - - - "	—	1,011	—	706
Aden - - - - - "	—	—	—	1,206
Ceylon - - - - - "	—	11,593	—	43,929
China, Hong Kong - - - - - "	—	—	—	4,886
Straits Settlements - - - - - "	—	33,764	—	22,139
British East Africa - - - - - "	—	1,434	—	2,078
Mauritius - - - - - "	—	339	—	1,398
Natal - - - - - "	—	—	—	1,209
Australia - - - - - "	—	351	—	—
France - - - - - "	—	—	—	120
Germany - - - - - "	—	—	—	31,512
Holland - - - - - "	—	—	—	667
Arabia - - - - - "	—	1,162	—	649
Cochin China - - - - - "	—	—	—	100
Maldiv Islands - - - - - "	—	2,852	—	—
Mekran and Somiani - - - - - "	—	—	—	177
Persia - - - - - "	—	—	—	565
Philippines - - - - - "	—	—	—	174
Turkey in Asia - - - - - "	—	—	—	550
Portuguese East Africa - - - - - "	—	838	—	453
Other Countries - - - - - "	—	201	—	301
	—	53,545	—	112,819

\* The Exports include Re-exports.

No. 11—*continued.*

QUANTITY and VALUE of IMPORTS and EXPORTS of PRINCIPAL ARTICLES in 1901-02,  
distinguishing COUNTRIES—*continued.*

ARTICLES AND COUNTRIES.	IMPORTS.		EXPORTS.	
	Quantity.	Value.	Quantity.	Value.
<b>II.—ARTICLES OF FOOD AND DRINK—<i>continued.</i></b>				
<b>GRAIN AND PULSE:</b>				
<b>JAWAR AND BAJRA:</b>				
United Kingdom - - - - Cwt.	...	..	59,693	10,827
Aden - - - - "	...	..	39,544	9,413
British East Africa - - - - "	...	..	13,780	4,923
Belgium - - - - "	...	..	2,000	372
Germany - - - - "	...	..	2,006	373
Italy - - - - "	...	..	8,000	1,280
Arabia - - - - "	2,770	675	78,110	16,908
Mekran and Somiani - - - - "	...	..	65,434	12,074
Persia - - - - "	...	..	7,590	1,581
Turkey in Asia - - - - "	14,495	4,424	...	...
Abyssinia - - - - "	...	..	8,376	2,292
Egypt - - - - "	...	..	13,680	3,279
German East Africa - - - - "	...	..	509	183
Portuguese East Africa - - - - "	...	..	1,812	627
Other Countries - - - - "	148	45	1,021	266
	17,413	5,144	301,555	63,498
<b>PULSE:</b>				
United Kingdom - - - - Cwt.	434	258	585,182	148,481
Aden - - - - "	325	126	5,538	2,416
Ceylon - - - - "	470	162	68,449	22,307
China, Hong Kong - - - - "	165,117	57,537	7,240	2,167
Straits Settlements - - - - "	17,612	5,916	39,454	15,119
British East Africa - - - - "	284	112	15,679	5,886
Cape Colony - - - - "	...	..	641	265
Mauritius - - - - "	...	..	119,259	41,706
Natal - - - - "	...	..	25,336	10,913
West Indies - - - - "	...	..	19,365	6,951
British Guiana - - - - "	...	..	14,160	5,149
Australia - - - - "	...	..	4,893	1,770
Germany - - - - "	...	..	2,000	800
Abyssinia - - - - "	...	..	359	170
Egypt - - - - "	571	190	...	...
German East and South West Africa - - - - "	...	..	326	153
Madagascar - - - - "	...	..	520	192
Portuguese East Africa - - - - "	...	..	2,242	958
Réunion - - - - "	...	..	29,545	7,451
Arabia - - - - "	724	220	1,795	704
Mekran and Somiani - - - - "	1,881	586	...	...
Persia - - - - "	...	..	2,047	772
Turkey in Asia - - - - "	32,406	10,905	660	272
Dutch Guiana - - - - "	...	..	2,897	1,009
Other Countries - - - - "	400	160	379	160
	220,224	76,170	947,966	275,771
<b>RICE IN THE HUSK:</b>				
Aden - - - - Cwt.	...	..	968	225
Ceylon - - - - "	...	..	268,293	45,693
Straits Settlements - - - - "	...	..	17,694	2,055
Other Countries - - - - "	286	53	43	11
	286	53	286,998	47,984
<b>RICE NOT IN THE HUSK:</b>				
United Kingdom - - - - Cwt.	554	321	3,523,494	949,717
Aden - - - - "	...	..	259,520	93,819
Ceylon - - - - "	...	..	5,010,049	1,735,302
China, Hong Kong - - - - "	...	..	36,306	6,891
Straits Settlements - - - - "	60,716	23,191	6,419,785	1,519,577
British East Africa - - - - "	...	..	490,454	125,482
Cape Colony - - - - "	...	..	180,773	77,990
Mauritius - - - - "	...	..	1,289,604	462,270
Natal - - - - "	...	..	301,254	129,478
British Guiana - - - - "	...	..	158,394	61,639
Australia - - - - "	...	..	126,853	31,878
Austria-Hungary - - - - "	...	..	301,573	63,485
Belgium - - - - "	...	..	75,157	21,480
France - - - - "	...	..	53,008	11,677
Germany - - - - "	...	..	816,706	250,283
Holland - - - - "	...	..	172,910	45,674
Italy - - - - "	...	..	19,998	3,953
Roumania - - - - "	...	..	9,751	2,737
Sweden - - - - "	...	..	43,927	8,200
Arabia - - - - "	...	..	1,100,125	409,345
China, Treaty Ports - - - - "	...	..	126,663	26,227

## No. 11—continued.

QUANTITY and VALUE of IMPORTS and EXPORTS of PRINCIPAL ARTICLES in 1901-02,  
distinguishing COUNTRIES—continued.

ARTICLES AND COUNTRIES.	IMPORTS.		EXPORTS.	
	Quantity.	Value.	Quantity.	Value.
<b>II.—ARTICLES OF FOOD AND DRINK—continued</b>				
<b>GRAIN AND PULSE—continued</b>				
<b>RICE NOT IN THE HUSK—continued.</b>				
Japan - - - - - Cwt.	...	...	106,037	33,624
Java - - - - - "	..	...	583,952	137,797
Maldivo Islands - - - - - "	..	...	6,089	1,984
Mekran and Somniani - - - - - "	..	...	28,569	8,428
Persia - - - - - "	..	...	227,260	82,962
Siam - - - - - "	..	...	38,382	8,788
Turkey in Asia - - - - - "	..	...	11,939	4,377
Abyssinia - - - - - "	..	...	4,464	1,843
Egypt - - - - - "	..	...	9,750,021	2,220,957
German East & South West Africa - - - - - "	..	...	9,062	2,969
Madagascar - - - - - "	..	...	14,148	4,513
Portuguese East Africa - - - - - "	..	...	78,140	26,046
Réunion - - - - - "	..	...	220,847	58,146
United States - - - - - "	..	...	2,030	623
Argentine Republic - - - - - "	..	...	132,713	27,447
Brazil - - - - - "	..	...	1,429,774	380,475
Chile - - - - - "	..	...	153,146	38,837
Dutch Guiana - - - - - "	..	...	31,179	11,360
West Indies - - - - - "	..	...	248,369	89,632
Other Countries - - - - - "	714	227	155,824	55,590
	61,984	23,739	33,747,649	9,233,502
<b>WHEAT.</b>				
United Kingdom - - - - - Cwt.	...	...	3,950,997	1,169,480
Aden - - - - - "	715	250	12,935	5,981
Ceylon - - - - - "	..	...	445	175
China, Hong Kong - - - - - "	..	...	15,532	5,871
Straits Settlements - - - - - "	..	...	1,478	462
British East Africa - - - - - "	..	...	6,350	2,979
Mauritius - - - - - "	..	...	7,496	2,817
Australia - - - - - "	201,707	64,947	...	...
Belgium - - - - - "	..	...	1,223,623	360,630
France - - - - - "	..	...	99,028	32,545
Germany - - - - - "	..	...	40,002	12,127
Holland - - - - - "	..	...	115,448	34,634
Italy - - - - - "	..	...	23,992	7,410
Arabia - - - - - "	2,953	986	47,852	16,529
Mekran and Somniani - - - - - "	..	...	1,648	423
Persia - - - - - "	..	...	61,526	21,141
Turkey in Asia - - - - - "	5,531	2,080	22,664	7,997
Egypt - - - - - "	..	...	1,689,875	488,972
German East Africa - - - - - "	..	...	509	248
Other Countries - - - - - "	9	4	398	193
	210,915	68,267	7,321,818	2,170,614
<b>WHEAT FLOUR:</b>				
United Kingdom - - - - - Cwt.	289	163	...	...
Aden - - - - - "	..	...	124,582	61,038
Ceylon - - - - - "	..	...	59,128	28,182
China, Hong Kong - - - - - "	18,606	7,246	405	197
Straits Settlements - - - - - "	7,509	2,985	3,614	1,578
British East Africa - - - - - "	..	...	91,105	38,875
Mauritius - - - - - "	..	...	99,855	49,119
Natal - - - - - "	..	...	568	339
Australia - - - - - "	412	152	...	..
Austria-Hungary - - - - - "	477	362	...	..
Italy - - - - - "	179	146	...	..
Arabia - - - - - "	..	...	106,634	49,388
Mekran and Somniani - - - - - "	..	...	2,619	885
Persia - - - - - "	..	...	26,295	11,068
Turkey in Asia - - - - - "	..	...	3,759	1,705
Abyssinia - - - - - "	..	...	1,071	513
Egypt - - - - - "	677	556	3,716	1,782
German East Africa - - - - - "	..	...	1,674	829
Portuguese East Africa - - - - - "	..	...	4,079	1,926
Other Countries - - - - - "	194	99	224	101
	28,343	11,709	529,328	247,525
<b>OTHER SORTS - - - - - "</b>				
	28,124	8,615	609,423	156,409

## No. 11—continued.

QUANTITY and VALUE of IMPORTS and EXPORTS of PRINCIPAL ARTICLES in 1901-02,  
distinguishing COUNTRIES—continued.

ARTICLES AND COUNTRIES.	IMPORTS.		EXPORTS.	
	Quantity.	Value.	Quantity.	Value.
<b>II.—ARTICLES OF FOOD AND DRINK—continued.</b>				
<b>GRAIN AND PULSE—continued.</b>				
<b>TOTAL GRAIN AND PULSE:</b>				
United Kingdom - - - Cwt.	1,734	957	8,256,512	2,308,207
Aden - - - - - "	7,058	385	449,362	174,615
Ceylon - - - - - "	1,531	441	5,470,127	1,849,184
China, Hong Kong - - - "	183,743	64,791	59,672	15,208
Straits Settlements - - - "	94,062	34,948	6,504,338	1,545,484
British East Africa - - - "	1,075	281	641,559	183,068
Cape Colony - - - - - "	..	..	203,732	84,753
Mauritius - - - - - "	..	..	1,751,144	620,813
Natal - - - - - "	..	..	335,309	143,202
British Guiana - - - - - "	..	..	172,555	66,789
Australia - - - - - "	203,963	65,851	131,800	33,666
Austria-Hungary - - - - - "	480	365	301,573	63,485
Belgium - - - - - "	..	..	1,300,780	382,481
France - - - - - "	..	..	166,236	47,435
Germany - - - - - "	..	..	861,014	263,643
Holland - - - - - "	..	..	288,358	80,309
Italy - - - - - "	205	172	51,990	12,643
Roumania - - - - - "	..	..	9,751	2,739
Sweden - - - - - "	..	..	43,927	8,200
Arabia - - - - - "	6,607	1,923	1,340,574	494,326
China, Treaty Ports - - - "	..	..	126,063	26,227
Japan - - - - - "	..	..	106,045	33,627
Java - - - - - "	..	..	584,041	137,821
Maldive Islands - - - - - "	..	..	6,106	1,991
Mekran and Sonmiani - - - "	2,512	718	98,514	21,883
Persia - - - - - "	496	160	355,161	124,162
Siam - - - - - "	..	..	38,776	8,943
Turkey in Asia - - - - - "	67,666	21,686	39,177	4,840
Abyssinia - - - - - "	..	..	14,336	14,383
Egypt - - - - - "	1,248	746	11,481,450	2,719,857
German East & South West Africa - - - "	..	..	12,243	4,440
Madagascar - - - - - "	..	..	15,181	4,911
Portuguese East Africa - - - "	..	..	87,243	30,027
Réunion - - - - - "	..	..	262,985	69,542
United States - - - - - "	..	..	2,450	750
West Indies - - - - - "	..	..	267,734	96,583
Argentine Republic - - - - - "	..	..	132,713	27,447
Brazil - - - - - "	..	..	1,429,774	380,475
Chile - - - - - "	..	..	153,146	38,837
Dutch Guiana - - - - - "	..	..	34,107	12,380
Other Countries - - - - - "	909	273	157,179	55,927
	567,289	193,697	43,744,737	12,195,303
<b>LIQUORS:</b>				
<b>ALE, BEER, PORTER, CIDER, &amp;c.:</b>				
United Kingdom - - - Gals.	3,441,621	300,066	..	..
Ceylon - - - - - "	7,306	829	..	..
Austria-Hungary - - - - - "	1,449	266	..	..
Belgium - - - - - "	15,964	2,891	..	..
France - - - - - "	3,189	581	..	..
Germany - - - - - "	188,008	33,008	..	..
Holland - - - - - "	4,523	725	..	..
Egypt - - - - - "	2,692	275	..	..
United States - - - - - "	12,975	1,728	..	..
Other Countries - - - - - "	1,037	163	1,911	285
	3,678,764	340,532	1,911	285
<b>SPIRITS:</b>				
<b>BRANDY:</b>				
United Kingdom - - - Gals.	50,258	35,466	..	..
Aden - - - - - "	344	158	..	..
Ceylon - - - - - "	867	406	..	..
British Guiana - - - - - "	..	..	95	120
Belgium - - - - - "	3,695	1,134	..	..
France - - - - - "	188,890	112,327	..	..
Germany - - - - - "	50,807	9,595	..	..
Greece - - - - - "	241	137	..	..
Holland - - - - - "	6,404	733	..	..
Mekran and Sonmiani - - - "	..	..	964	336
Persia - - - - - "	..	..	952	472
Egypt - - - - - "	266	112	..	..
Other Countries - - - - - "	287	117	386	260
	302,059	160,185	2,397	1,188

No. 11—*continued.*QUANTITY and VALUE of IMPORTS and EXPORTS of PRINCIPAL ARTICLES in 1901-02,  
distinguishing COUNTRIES—*continued.*

ARTICLES AND COUNTRIES.	IMPORTS.		EXPORTS.	
	Quantity.	Value.	Quantity.	Value.
<b>II.—ARTICLES OF FOOD AND DRINK—<i>continued.</i></b>				
<b>GRAIN AND PULSE—<i>continued.</i></b>				
<b>  RICE NOT IN THE HUSK—<i>continued.</i></b>				
Japan - - - - - Cwt.	...	...	106,037	33,624
Java - - - - - "	...	...	583,952	137,797
Maldiv Islands - - - - - "	...	...	6,089	1,984
Mekran and Sonmiani - - - - - "	...	...	28,569	8,428
Persia - - - - - "	...	...	227,260	82,962
Siam - - - - - "	...	...	38,382	8,789
Turkey in Asia - - - - - "	...	...	11,939	4,377
Abyssinia - - - - - "	...	...	4,464	1,843
Egypt - - - - - "	...	...	9,750,021	2,220,957
German East & South West Africa - - - - - "	...	...	9,062	2,969
Madagascar - - - - - "	...	...	14,148	4,513
Portuguese East Africa - - - - - "	...	...	78,140	26,046
Réunion - - - - - "	...	...	220,847	58,146
United States - - - - - "	...	...	2,030	623
Argentine Republic - - - - - "	...	...	132,713	27,447
Brazil - - - - - "	...	...	1,429,774	380,475
Chile - - - - - "	...	...	153,146	38,837
Dutch Guiana - - - - - "	...	...	31,179	11,360
West Indies - - - - - "	...	...	248,369	89,632
Other Countries - - - - - "	714	227	155,824	55,590
..	61,984	23,739	33,747,649	9,233,502
<b>  WHEAT :</b>				
United Kingdom - - - - - Cwt.	...	...	3,950,997	1,169,480
Aden - - - - - "	715	250	12,935	5,981
Ceylon - - - - - "	...	...	445	175
China, Hong Kong	...	...	15,552	5,871
Straits Settlements	...	...	1,478	462
British East Africa	...	...	6,350	2,979
Mauritius - - - - - "	...	...	7,496	2,817
Australia - - - - - "	201,707	64,947	1,223,623	360,630
Belgium - - - - - "	...	...	99,028	32,545
France - - - - - "	...	...	40,002	12,127
Germany - - - - - "	...	...	115,448	34,634
Holland - - - - - "	...	...	23,992	7,410
Italy - - - - - "	...	...	47,852	16,529
Arabia - - - - - "	2,953	986	1,648	423
Mekran and Sonmiani - - - - - "	...	...	61,526	21,141
Persia - - - - - "	...	...	22,664	7,997
Turkey in Asia - - - - - "	5,531	2,080	1,689,875	488,972
Egypt - - - - - "	...	...	509	248
German East Africa - - - - - "	...	...	398	193
Other Countries - - - - - "	9	4	...	...
..	210,915	68,267	7,321,818	2,170,614
<b>  WHEAT FLOUR :</b>				
United Kingdom - - - - - Cwt.	289	163	124,582	61,038
Aden - - - - - "	...	...	59,128	28,182
Ceylon - - - - - "	...	...	405	197
China, Hong Kong	18,606	7,246	3,614	1,578
Straits Settlements	7,509	2,985	91,105	38,875
British East Africa	...	...	99,855	49,119
Mauritius - - - - - "	...	...	568	339
Natal - - - - - "	...	...	...	...
Australia - - - - - "	412	152	...	...
Austria-Hungary - - - - - "	477	362	...	...
Italy - - - - - "	179	146	...	...
Arabia - - - - - "	...	...	106,634	49,388
Mekran and Sonmiani - - - - - "	...	...	2,619	885
Persia - - - - - "	...	...	26,295	11,068
Turkey in Asia - - - - - "	...	...	3,759	1,705
Abyssinia - - - - - "	...	...	1,071	513
Egypt - - - - - "	677	556	3,716	1,782
German East Africa - - - - - "	...	...	1,674	829
Portuguese East Africa - - - - - "	...	...	4,079	1,926
Other Countries - - - - - "	194	99	224	101
..	28,343	11,709	529,328	247,525
<b>  OTHER SORTS - - - - - "</b>				
..	28,124	8,615	609,423	156,409

No. 11—*continued.*

QUANTITY and VALUE of IMPORTS and EXPORTS of PRINCIPAL ARTICLES in 1901-02,  
distinguishing COUNTRIES—*continued.*

ARTICLES AND COUNTRIES.	IMPORTS.		EXPORTS.	
	Quantity.	Value.	Quantity.	Value.
<b>II.—ARTICLES OF FOOD AND DRINK—<i>continued.</i></b>				
<b>GRAIN AND PULSE—<i>continued.</i></b>				
<b>TOTAL GRAIN AND PULSE :</b>				
United Kingdom - - - - Cwt.	1,734	957	8,256,512	2,308,207
Aden - - - - - "	1,058	385	449,362	174,615
Ceylon - - - - - "	1,531	441	5,470,127	1,849,184
China, Hong Kong - - - - "	183,743	64,791	59,672	15,208
Straits Settlements - - - - "	94,062	34,948	6,504,338	1,545,484
British East Africa - - - - "	1,075	281	641,559	183,068
Cape Colony - - - - - "	..	..	203,732	84,753
Mauritius - - - - - "	..	..	1,751,144	620,813
Natal - - - - - "	..	..	335,309	143,202
British Guiana - - - - - "	..	..	172,555	66,789
Australia - - - - - "	203,963	65,851	131,800	33,666
Austria-Hungary - - - - - "	180	365	301,573	63,485
Belgium - - - - - "	..	..	1,300,780	382,481
France - - - - - "	..	..	166,236	47,435
Germany - - - - - "	..	..	861,014	263,643
Holland - - - - - "	..	..	288,358	80,309
Italy - - - - - "	205	172	51,990	12,643
Roumania - - - - - "	..	..	9,751	2,739
Sweden - - - - - "	..	..	43,927	8,200
Arabia - - - - - "	6,607	1,923	1,340,574	494,326
China, Treaty Ports - - - - "	..	..	126,063	28,227
Japan - - - - - "	..	..	106,045	33,627
Java - - - - - "	..	..	584,041	137,821
Maldivo Islands - - - - - "	..	..	6,106	1,991
Mekran and Sonmiani - - - - "	2,512	718	98,514	21,883
Persia - - - - - "	496	160	355,161	124,162
Siam - - - - - "	..	..	38,776	8,943
Turkey in Asia - - - - - "	67,666	21,686	39,177	4,840
Abyssinia - - - - - "	..	..	14,336	14,383
Egypt - - - - - "	1,248	746	11,481,450	2,719,857
German East & South West Africa - - - - "	..	..	12,243	4,440
Madagascar - - - - - "	..	..	15,181	4,911
Portuguese East Africa - - - - "	..	..	87,243	30,027
Réunion - - - - - "	..	..	262,985	69,542
United States - - - - - "	..	..	2,450	750
West Indies - - - - - "	..	..	267,734	96,583
Argentine Republic - - - - - "	..	..	132,713	27,447
Brazil - - - - - "	..	..	1,429,774	380,475
Chile - - - - - "	..	..	153,146	38,837
Dutch Guiana - - - - - "	..	..	34,107	12,380
Other Countries - - - - - "	909	273	157,179	53,927
..	567,289	193,697	43,744,737	12,195,303
<b>LIQUORS :</b>				
<b>ALE, BEER, PORTER, CIDER, &amp;c. :</b>				
United Kingdom - - - - Gals.	3,441,621	300,066	..	..
Ceylon - - - - - "	7,306	829	..	..
Austria-Hungary - - - - - "	1,449	266	..	..
Belgium - - - - - "	15,964	2,891	..	..
France - - - - - "	3,189	581	..	..
Germany - - - - - "	188,008	33,008	..	..
Holland - - - - - "	4,523	725	..	..
Egypt - - - - - "	2,692	275	..	..
United States - - - - - "	12,975	1,728	..	..
Other Countries - - - - - "	1,037	163	1,911	285
..	3,678,764	340,532	1,911	285
<b>SPIRITS :</b>				
<b>BRANDY :</b>				
United Kingdom - - - - Gals.	50,258	35,466	..	..
Aden - - - - - "	344	158	..	..
Ceylon - - - - - "	867	406	..	..
British Guiana - - - - - "	..	..	95	120
Belgium - - - - - "	3,695	1,134	..	..
France - - - - - "	188,890	112,327	..	..
Germany - - - - - "	50,807	9,595	..	..
Greece - - - - - "	241	137	..	..
Holland - - - - - "	6,404	733	..	..
Mekran and Sonmiani - - - - - "	..	..	964	336
Persia - - - - - "	..	..	952	472
Egypt - - - - - "	266	112	..	..
Other Countries - - - - - "	287	117	386	260
..	302,059	160,185	2,397	1,188

No. 11—*continued.*QUANTITY and VALUE of IMPORTS and EXPORTS of PRINCIPAL ARTICLES in 1901-02,  
distinguishing COUNTRIES—*continued.*

ARTICLES AND COUNTRIES.	IMPORTS.		EXPORTS.	
	Quantity.	Value.	Quantity.	Value.
<b>II.—ARTICLES OF FOOD AND DRINK—<i>continued.</i></b>				
<b>LIQUORS—<i>continued.</i></b>				
<b>SPIRITS—<i>continued.</i></b>				
<b>WHISKY :</b>				
United Kingdom - - - Gals.	528,442	242,733	3,515	1,485
Ceylon - - - - - "	590	296		
China, Hong Kong - - - "			176	141
British East Africa - - - "			190	111
Natal - - - - - "			265	160
Australia - - - - - "	266	192		
Germany - - - - - "	22,693	7,231		
Arabia - - - - - "			301	151
Mekran and Somiani - - - "			211	104
Persia - - - - - "			491	189
Egypt - - - - - "	743	235		
United States - - - - - "	609	413		
Other Countries - - - - - "	728	301	665	367
	553,971	251,401	5,814	2,708
<b>SPIRIT USED IN DRUGS, MEDICINES,         OR CHEMICALS</b>				
United Kingdom - - - Gals.	45,978	55,920		
China, Hong Kong - - - "	1,360	328		
Straits Settlements - - - "	1,745	462		
Austria-Hungary - - - - - "	669	681		
France - - - - - "	1,730	2,913		
Germany - - - - - "	2,847	1,151		
China, Treaty Ports - - - "	378	115		
United States - - - - - "	6,432	10,799		
Other Countries - - - - - "	446	401		
	61,585	72,770		
<b>SPIRIT PERFUMED :</b>				
United Kingdom - - - Gals.	8,489	22,038		
Straits Settlements - - - "	76	158		
Austria-Hungary - - - - - "	144	765		
Belgium - - - - - "	3,036	5,172		
France - - - - - "	1,170	3,489		
Germany - - - - - "	5,961	9,751		
Holland - - - - - "	108	789		
United States - - - - - "	296	2,465		
Other Countries - - - - - "	13	74		
	19,293	44,701		
<b>OTHER SORTS - - - - - Gals.</b>	338,617	62,235	78,551	8,289
<b>TOTAL SPIRITS AND LIQUEURS :</b>				
United Kingdom - - - Gals.	685,036	377,523	81,619	9,579
Aden - - - - - "	495	280		
Ceylon - - - - - "	47,601	9,949		
China, Hong Kong - - - "	3,022	716	249	192
Straits Settlements - - - "	46,115	5,910		
British East Africa - - - "			316	169
Natal - - - - - "			310	180
British Guiana - - - - - "			100	122
Australia - - - - - "	429	287		
Austria-Hungary - - - - - "	28,594	4,211		
Belgium - - - - - "	12,905	8,019		
Denmark - - - - - "	94	130		
France - - - - - "	193,751	120,401		
Germany - - - - - "	212,679	40,955		
Greece - - - - - "	241	137		
Holland - - - - - "	35,052	8,162		
Italy - - - - - "	513	268		
Arabia - - - - - "			456	214
China, Treaty Ports - - - "	378	115		
Mekran and Somiani - - - "			1,241	467
Persia - - - - - "			1,599	729
Egypt - - - - - "	1,043	389		
United States - - - - - "	7,374	13,711		
Other Countries - - - - - "	203	128	872	533
	1,275,525	591,291	86,762	12,185



No. 11—*continued.*QUANTITY and VALUE of IMPORTS and EXPORTS of PRINCIPAL ARTICLES in 1901-02,  
distinguishing COUNTRIES—*continued.*

ARTICLES AND COUNTRIES.	IMPORTS.		EXPORTS.	
	Quantity.	Value.	Quantity.	Value.
<b>II.—ARTICLES OF FOOD AND DRINK—<i>continued.</i></b>				
<b>LIQUORS—<i>continued.</i></b>				
<b>WINES :</b>				
<b>CHAMPAGNE :</b>				
United Kingdom - - - Gals.	19,429	36,241	180	364
Belgium - - - " "	5,015	10,557	80	164
France - - - " "	3,878	7,014	.	.
Germany - - - " "	437	909	.	.
Other Countries - - - " "	192	292	134	128
	28,951	55,013	394	656
<b>CLARET :</b>				
United Kingdom - - - Gals.	16,547	5,891	.	.
Ceylon - - - " "	1,196	207	.	.
Australia - - - " "	2,079	505	.	.
Austria-Hungary - - - " "	519	130	.	.
France - - - " "	30,308	9,769	.	.
Germany - - - " "	565	194	.	.
Italy - - - " "	4,004	547	.	.
Other Countries - - - " "	1,603	336	203	138
	56,821	17,579	203	138
<b>PORT :</b>				
United Kingdom - - - Gals.	70,030	42,061	357	174
Gibraltar - - - " "	2,108	1,357	.	.
Straits Settlements - - - " "	162	137	.	.
Australia - - - " "	216	121	.	.
Belgium - - - " "	208	107	.	.
France - - - " "	766	358	.	.
Germany - - - " "	2,677	748	.	.
Portugal - - - " "	1,247	486	.	.
Other Countries - - - " "	1,254	217	176	150
	78,668	45,592	533	324
<b>OTHER SORTS - - - " "</b>	<b>136,232</b>	<b>59,689</b>	<b>510</b>	<b>329</b>
<b>TOTAL WINES :</b>				
United Kingdom - - - Gals.	162,944	114,187	639	612
Gibraltar - - - " "	3,476	2,155	.	.
Malta - - - " "	803	364	.	.
Ceylon - - - " "	8,006	1,438	.	.
China, Hong Kong - - - " "	584	254	.	.
Straits Settlements - - - " "	2,516	535	.	.
Australia - - - " "	3,959	1,299	.	.
Austria-Hungary - - - " "	2,773	1,139	.	.
Belgium - - - " "	8,241	12,623	80	164
France - - - " "	78,921	33,888	.	.
Germany - - - " "	6,336	3,020	.	.
Greece - - - " "	375	124	.	.
Holland - - - " "	3,109	2,140	.	.
Italy - - - " "	11,350	2,893	.	.
Portugal - - - " "	3,365	983	.	.
Spain - - - " "	2,688	476	.	.
Persia - - - " "	.	.	126	100
Other Countries - - - " "	1,226	355	795	571
	300,672	177,873	1,640	1,447
<b>TOTAL LIQUORS :</b>				
United Kingdom - - - Gals.	4,289,601	791,775	82,296	10,197
Gibraltar - - - " "	3,476	2,155	.	.
Malta - - - " "	803	364	.	.
Aden - - - " "	905	382	370	174
Ceylon - - - " "	62,913	12,216	1,063	213
China, Hong Kong - - - " "	3,670	988	292	239
Straits Settlements - - - " "	48,806	6,476	372	118
British East Africa - - - " "	.	.	366	212
Mauritius - - - " "	.	.	250	109
Natal - - - " "	.	.	312	181
British Guiana - - - " "	.	.	100	122
Australia - - - " "	4,472	1,600	.	.
Austria-Hungary - - - " "	32,816	5,617	.	.
Belgium - - - " "	37,110	23,533	80	164

F

No. 11—*continued.*QUANTITY and VALUE of IMPORTS and EXPORTS of PRINCIPAL ARTICLES in 1901-02,  
distinguishing COUNTRIES—*continued.*

ARTICLES AND COUNTRIES.	IMPORTS.		EXPORTS.	
	Quantity.	Value.	Quantity.	Value.
II.—ARTICLES OF FOOD AND DRINK— <i>continued.</i>				
TOTAL LIQUORS— <i>continued.</i>				
Denmark - - - - - Gals.	94	130		
France - - - - - "	275,861	154,869		
Germany - - - - - "	407,023	76,984		
Greece - - - - - "	616	261		
Holland - - - - - "	42,684	11,027		
Italy - - - - - "	11,863	3,161		
Portugal - - - - - "	3,385	991		
Spain - - - - - "	2,688	476		
Arabia - - - - - "			757	329
China, Treaty Ports - - - - - "	419	122		
Mekran and Sonmiani - - - - - "			1,363	491
Persia - - - - - "			1,979	876
Turkey in Asia - - - - - "			106	100
Egypt - - - - - "	4,009	735		
United States - - - - - "	20,357	15,444		
Other Countries - - - - - "	1,390	390	607	392
	5,25,9461	1,109,696	90,313	13,917
PROVISIONS :				
United Kingdom - - - - - "	—	470,497	—	62,280
Aden - - - - - "	—	8,443	—	10,918
Ceylon - - - - - "	—	8,485	—	128,417
China, Hong Kong - - - - - "	—	10,425	—	69,365
Straits Settlements - - - - - "	—	274,052	—	86,013
British East Africa - - - - - "	—		—	38,560
Cape Colony - - - - - "	—		—	4,490
Mauritius - - - - - "	—		—	20,345
Natal - - - - - "	—	380	—	32,807
Canada - - - - - "	—	110	—	
British Guiana - - - - - "	—		—	792
Australia - - - - - "	—	11,601	—	13,627
Austria-Hungary - - - - - "	—	1,156	—	164
Belgium - - - - - "	—	3,140	—	115
France - - - - - "	—	26,223	—	254
Germany - - - - - "	—	10,180	—	1,063
Greece - - - - - "	—	534	—	
Holland - - - - - "	—	6,195	—	275
Italy - - - - - "	—	24,424	—	2,975
Russia - - - - - "	—	567	—	
Turkey in Europe - - - - - "	—	1,649	—	
Arabia - - - - - "	—	125,717	—	5,793
China, Treaty Ports - - - - - "	—	379	—	1,418
Japan - - - - - "	—	2,639	—	424
Java - - - - - "	—		—	192
Maldiv Islands - - - - - "	—	229	—	105
Mekran and Sonmiani - - - - - "	—	24,155	—	1,172
Persia - - - - - "	—	140,030	—	8,683
Siam - - - - - "	—		—	337
Turkey in Asia - - - - - "	—	166,796	—	7,333
Abyssinia - - - - - "	—	254	—	197
Egypt - - - - - "	—		—	8,372
German East Africa - - - - - "	—		—	959
Madagascar - - - - - "	—		—	2,385
Portuguese East Africa - - - - - "	—		—	5,616
United States - - - - - "	—	4,430	—	3,366
West Indies - - - - - "	—		—	1,115
Other Countries - - - - - "	—	425	—	945
	—	1,323,115	—	520,872
SALT :				
United Kingdom - - - - - Tons	259,238	264,391	—	
Aden - - - - - "	70,880	66,648	—	
Ceylon - - - - - "	—		1,991	226
Straits Settlements - - - - - "	—		6,777	2,416
Germany - - - - - "	76,657	86,657	—	
Arabia - - - - - "	64,151	58,410	—	
Persia - - - - - "	12,669	12,250	—	
Egypt - - - - - "	32,313	29,260	—	
Madagascar - - - - - "	295	268	—	
Other Countries - - - - - "	28	60	20	48
	516,231	517,944	8,788	2,690

## No. 11—continued.

QUANTITY and VALUE of IMPORTS and EXPORTS of PRINCIPAL ARTICLES in 1901-02,  
distinguishing COUNTRIES—continued.

ARTICLES AND COUNTRIES.	IMPORTS.		EXPORTS.	
	Quantity.	Value.	Quantity.	Value.
<b>ARTICLES OF FOOD AND DRINK—continued.</b>				
<b>SPICES :</b>				
United Kingdom . . . . . Lbs.			3,518,143	69,351
Aden . . . . . "	11,988	111	3,039,588	50,030
Ceylon . . . . . "	9,796,394	115,078	6,710,213	43,670
China, Hong Kong . . . . . "	644,616	8,426	401,858	7,025
Straits Settlements . . . . . "	70,857,230	334,257	2,535,706	20,745
British East Africa . . . . . "	8,950,025	102,414	265,335	4,431
Mauritius . . . . . "			597,416	5,967
Natal . . . . . "			132,910	2,784
Australia . . . . . "			45,822	587
Austria-Hungary . . . . . "			907,346	19,380
Belgium . . . . . "			110,600	2,633
France . . . . . "			4,066,247	94,312
Germany . . . . . "	202,415	825	2,561,818	58,558
Holland . . . . . "			145,600	3,533
Italy . . . . . "			1,336,195	31,820
Russia . . . . . "			14,524	342
Turkey in Europe . . . . . "			10,687	207
Arabia . . . . . "			915,219	20,239
Japan . . . . . "	314,537	3,785	28,271	581
Mekran and Sonmiani . . . . . "			16,848	241
Persia . . . . . "			682,637	15,891
Turkey in Asia . . . . . "			877,121	18,009
Abyssinia . . . . . "			84,084	982
Egypt . . . . . "			858,428	19,585
German East Africa . . . . . "			5,236	108
Madagascar . . . . . "			12,869	244
Portuguese East Africa . . . . . "			48,486	585
United States . . . . . "			845,152	17,074
Other Countries . . . . . "	7,097	164	24,432	287
	88,784,302	565,060	30,798,791	509,200
<b>SUGAR (REFINED or CRYSTALLISED, including SUGAR CANDY):</b>				
United Kingdom . . . . . Cwt.	188,300	138,068		
Aden . . . . . "			4,427	3,713
Ceylon . . . . . "	813	605	6,365	3,709
China, Hong Kong . . . . . "	182,564	140,683		
Straits Settlements . . . . . "	62,486	46,095	499	377
British East Africa . . . . . "	967	721	5,920	4,928
Mauritius . . . . . "	1,759,203	1,239,860	148	139
Austria-Hungary . . . . . "	2,257,928	1,518,592		
Belgium . . . . . "	2,055	1,601		
Germany . . . . . "	577,139	414,111		
Holland . . . . . "	500	392		
Italy . . . . . "	4,348	3,441		
Arabia . . . . . "			15,683	12,086
China, Treaty Ports . . . . . "	203	189		
Java . . . . . "	310,592	185,170		
Maldiv Islands . . . . . "			147	126
Mekran and Sonmiani . . . . . "			1,680	1,313
Persia . . . . . "			24,284	19,567
Turkey in Asia . . . . . "			10,993	9,362
Egypt . . . . . "	80,850	55,480	241	227
Portuguese East Africa . . . . . "			3,406	2,590
Other Countries . . . . . "	155	143	196	210
	5,428,103	3,745,151	73,989	58,347
<b>SUGAR (UNREFINED):</b>				
United Kingdom . . . . . Cwt.			101,371	31,701
Aden . . . . . "			8,291	5,208
Ceylon . . . . . "	460	176	17,690	5,373
Straits Settlements . . . . . "	67,991	34,693		
British East Africa . . . . . "			831	586
Natal . . . . . "			338	189
Portuguese East Africa . . . . . "			682	421
Arabia . . . . . "			3,355	1,995
Java . . . . . "	10,072	5,603		
Persia . . . . . "			183	111
Turkey in Asia . . . . . "			679	356
Other Countries . . . . . "	45	21	267	142
	78,568	40,493	133,687	46,082
<b>MOLASSES:</b>				
Mauritius . . . . . Cwt.	423,962	57,175		
Straits Settlements . . . . . "	465	194		
Other Countries . . . . . "	58	14		
	424,485	57,383		

No. 11—*continued.*QUANTITY and VALUE of IMPORTS and EXPORTS of PRINCIPAL ARTICLES in 1901-02,  
distinguishing COUNTRIES—*continued.*

ARTICLES AND COUNTRIES.	IMPORTS.		EXPORTS.	
	Quantity.	Value.	Quantity.	Value.
<b>II.—ARTICLES OF FOOD AND DRINK—<i>continued.</i></b>				
<b>SUGAR—<i>continued.</i></b>				
<b>CONFECTIONERY :</b>				
United Kingdom - - - - Cwt.	23,349	56,517		
France - - - - - "	61	740		
Germany - - - - - "	10	132		
Turkey in Europe - - - - - "	101	652		
Other Countries - - - - - "	55	305		
	23,576	58,346		
<b>Total, SUGAR "</b>	<b>5,954,732</b>	<b>3,901,373</b>	<b>207,676</b>	<b>104,429</b>
<b>TEA :</b>				
United Kingdom - - - - Lbs.	35,618	1,374	159,014,236	4,927,026
Aden - - - - - "			107,693	3,000
Ceylon - - - - - "	820,709	21,807	208,938	7,050
China, Hong Kong - - - - - "	137,953	4,730	1,111,815	27,953
Straits Settlements - - - - - "	461,224	10,977	86,631	1,844
British East Africa - - - - - "			47,126	1,673
Cape Colony - - - - - "			38,400	1,074
Mauritius - - - - - "			6,335	183
Natal - - - - - "			10,605	306
Canada - - - - - "			1,059,483	27,475
Australia - - - - - "			8,575,036	194,201
Austria-Hungary - - - - - "			12,742	553
Denmark - - - - - "			8,700	271
France - - - - - "			75,141	2,145
Germany - - - - - "			648,236	17,308
Italy - - - - - "			1,869	112
Russia - - - - - "			1,649,089	36,678
Sweden - - - - - "			3,325	105
Turkey in Europe - - - - - "			144,313	3,305
Arabia - - - - - "			298,641	7,201
China, Treaty Ports - - - - - "	1,594,741	60,053	225,452	3,263
Java - - - - - "	150,660	7,888		
Persia - - - - - "			3,534,786	122,102
Turkey in Asia - - - - - "			2,737,995	71,844
Abyssinia - - - - - "			16,045	372
Egypt - - - - - "			169,422	4,010
Portuguese East Africa - - - - - "			35,240	1,441
United States - - - - - "			1,081,433	25,749
Chile - - - - - "			2,900	123
Other Countries - - - - - "	3,562	100	23,247	582
	3,204,467	106,929	180,934,874	5,488,950
<b>OTHER SORTS - - - - - "</b>	<b>—</b>	<b>18,117</b>	<b>—</b>	<b>29</b>
<b>TOTAL ARTICLES OF FOOD AND DRINK</b>	<b>—</b>	<b>7,804,340</b>	<b>—</b>	<b>19,785,343</b>
<b>III. METALS AND MANUFACTURES OF :</b>				
<b>METALS :</b>				
<b>BRASS :</b>				
United Kingdom - - - - Cwt.	4,593	19,970	1,579	9,160
Malta - - - - - "			28	154
Gibraltar - - - - - "			19	155
Aden - - - - - "	42	101	56	317
Ceylon - - - - - "	298	919	817	3,537
China, Hong-Kong - - - - - "	19	128		
Straits Settlements - - - - - "	228	948	265	1,066
Cape Colony - - - - - "			13	105
British East Africa - - - - - "			257	1,139
Mauritius - - - - - "	255	439	185	769
Natal - - - - - "			131	566
British Guiana - - - - - "			59	216
Australia - - - - - "			40	207
Austria-Hungary - - - - - "	1,014	10,019	36	307
Belgium - - - - - "	620	2,915		
France - - - - - "	70	416	28	246
Germany - - - - - "	624	5,351	48	140
Holland - - - - - "	13	130		
Italy - - - - - "	2,166	7,746		
Arabia - - - - - "			508	4,596
Persia - - - - - "			58	312
Turkey in Asia - - - - - "			67	312
Egypt - - - - - "			40	327
United States - - - - - "			170	1,553
West Indies - - - - - "			88	288
Other Countries - - - - - "	62	192	89	460
	10,004	49,274	4,581	25,932

No. 11—*continued.*QUANTITY and VALUE of IMPORTS and EXPORTS of PRINCIPAL ARTICLES in 1901-02.  
distinguishing COUNTRIES—*continued.*

ARTICLES AND COUNTRIES.	IMPORTS.		EXPORTS.	
	Quantity.	Value.	Quantity.	Value.
<b>III.—METALS, AND MANUFACTURES OF—<i>continued.</i></b>				
<b>METALS—<i>continued.</i></b>				
<b>COPPER :</b>				
United Kingdom . . . . . Cwt.	138,748	483,134	4,330	16,052
Aden . . . . . "	218	487	253	1,184
Ceylon . . . . . "	9,821	39,252	335	1,435
China, Hong Kong	11,487	37,447		
Straits Settlements . . . . . "	157	502	363	1,500
British East Africa . . . . . "	428	1,112	175	800
Mauritius . . . . . "	205	426	84	403
Natal . . . . . "			66	317
Australia . . . . . "	12,012	48,050		
Austria-Hungary . . . . . "	2,245	24,984		
Belgium . . . . . "	8,310	32,806		
France . . . . . "	1,873	22,897	14	196
Germany . . . . . "	4,822	16,193	703	2,269
Italy . . . . . "	918	3,988	2,665	8,258
Arabia . . . . . "	469	1,671	307	1,199
China, Treaty Ports . . . . . "	25	219		
Japan . . . . . "	669	2,210		
Persia . . . . . "	156	329	1,744	6,646
Turkey in Asia . . . . . "			912	3,620
Egypt . . . . . "	43	140		
Madagascar . . . . . "	126	325		
Portuguese East Africa . . . . . "	184	416		
United States . . . . . "	790	3,346		
Other Countries . . . . . "	116	363	67	351
	193,822	720,297	12,018	44,230
<b>GERMAN SILVER :</b>				
United Kingdom . . . . . Cwt.	3,398	20,330		
Austria-Hungary . . . . . "	9,660	63,614		
Belgium . . . . . "	629	3,507		
France . . . . . "	81	1,293		
Germany . . . . . "	7,271	47,101		
Italy . . . . . "	25	395		
Norway . . . . . "	40	262		
	21,104	136,502		
<b>IRON :</b>				
United Kingdom . . . . . Cwt.	2,284,890	1,370,622	7,016	1,219
Aden . . . . . "	53,407	10,491	11,862	6,100
Ceylon . . . . . "	13,983	5,574	7,874	4,379
China, Hong Kong			21,164	3,957
Straits Settlements . . . . . "	1,566	1,808	2,065	638
British East Africa . . . . . "	428	122	9,978	3,184
Mauritius . . . . . "	744	126	2,098	1,707
Australia . . . . . "			4,103	958
Austria-Hungary . . . . . "	24,696	14,637		
Belgium . . . . . "	1,061,237	423,857		
Germany . . . . . "	85,834	51,785	293	127
Holland . . . . . "	888	346		
Italy . . . . . "	280	160	87,156	10,525
Norway . . . . . "	20,127	13,043		
Sweden . . . . . "	33,437	18,316		
Arabia . . . . . "			9,975	5,780
China, Treaty Ports . . . . . "			25,600	4,278
Mekran and Sonmiani . . . . . "			277	141
Persia . . . . . "			8,851	4,928
Turkey in Asia . . . . . "			7,747	4,244
Abyssinia . . . . . "			1,705	893
Egypt . . . . . "	2,007	1,573		
Madagascar . . . . . "			704	431
Portuguese East Africa . . . . . "	1,071	144	2,229	1,456
United States . . . . . "	27,203	22,809		
Other Countries . . . . . "	290	90	330	212
	3,612,088	1,935,503	211,027	55,155
<b>LEAD :</b>				
United Kingdom . . . . . Cwt.	126,758	129,330	1,687	1,166
Ceylon . . . . . "	2,327	2,033		
Straits Settlements . . . . . "			257	203
Mauritius . . . . . "	345	180		
Belgium . . . . . "	2,326	2,220		
France . . . . . "	18,163	13,987		
Germany . . . . . "	615	692		
Holland . . . . . "	254	223		

No. 11—*continued.*QUANTITY and VALUE of IMPORTS and EXPORTS of PRINCIPAL ARTICLES in 1901-02,  
distinguishing COUNTRIES—*continued.*

ARTICLES AND COUNTRIES.	IMPORTS.		EXPORTS.	
	Quantity.	Value.	Quantity.	Value.
<b>III.—METALS, AND MANUFACTURES OF—<i>continued.</i></b>				
<b>METALS—<i>continued.</i></b>				
<b>LEAD—<i>continued.</i></b>				
Italy - - - - - Cwt.	695	583	...	805
Arabia - - - - - "			984	450
Persia - - - - - "			559	484
Turkey in Asia - - - - - "			599	143
Other Countries - - - - - "	65	104	167	
	151,548	149,352	4,253	3,251
<b>MANGANESE ORE :</b>				
United Kingdom - - - - - Cwt.			1,303,001	41,142
Germany - - - - - "			226,000	11,300
Egypt - - - - - "			300,000	15,000
United States - - - - - "			834,404	28,415
			2,663,405	95,857
<b>QUICKSILVER .</b>				
United Kingdom - - - - - Lbs.	99,940	12,231		
Ceylon - - - - - "	5,628	686	1,149	134
China, Hong Kong - - - - - "			1,125	131
Austria-Hungary - - - - - "	156,329	19,042		
Persia - - - - - "			899	104
Turkey in Asia - - - - - "			1,650	197
Other Countries - - - - - "	59	9	615	72
	261,956	31,968	5,438	638
<b>STEEL :</b>				
United Kingdom - - - - - Cwt.	1,028,302	520,148		...
Aden - - - - - "			962	678
Ceylon - - - - - "	439	543	245	165
British East Africa - - - - - "			419	170
Mauritius - - - - - "	2,190	511		
Belgium - - - - - "	1,813,882	656,312		
France - - - - - "	208	1,705		
Germany - - - - - "	247,132	92,656		
Holland - - - - - "	490	218		
Sweden - - - - - "	10,509	8,965		
Arabia - - - - - "			313	201
Persia - - - - - "			458	317
Turkey in Asia - - - - - "			194	136
Portuguese East Africa - - - - - "			333	221
United States - - - - - "	66,125	26,016		
Other Countries - - - - - "	76	36	179	136
	3,169,353	1,307,110	3,103	2,024
<b>TIN .</b>				
United Kingdom - - - - - Cwt.	1,668	10,837		...
Ceylon - - - - - "	23	140		
Straits Settlements - - - - - "	24,035	144,160	456	2,581
British East Africa - - - - - "	89	539	29	171
Mauritius - - - - - "			202	1,234
Austria-Hungary - - - - - "	22	221		
Germany - - - - - "	35	305		
Arabia - - - - - "	29	165	204	1,247
Persia - - - - - "			551	3,518
Turkey in Asia - - - - - "			842	5,206
Other Countries - - - - - "	101	596	27	154
	26,002	156,963	2,311	14,111

No. 11—*continued.*QUANTITY and VALUE of IMPORTS and EXPORTS of PRINCIPAL ARTICLES in 1901-02,  
distinguishing COUNTRIES—*continued.*

ARTICLES AND COUNTRIES.	IMPORTS.		EXPORTS.	
	Quantity.	Value. *	Quantity. *	Value.
III.—METALS, AND MANUFACTURES OF— <i>continued.</i>				
METALS— <i>continued.</i>				
ZINC OR SPELTER :				
United Kingdom . . . . . Cwt.	55,177	50,463	..	..
Aden . . . . . "	97	84	..	..
Ceylon . . . . . "	256	276	..	..
Belgium . . . . . "	10,443	13,176	..	..
Germany . . . . . "	10,058	11,683	..	..
Norway . . . . . "	..	..	149	160
Persia . . . . . "	..	..	..	..
British East Africa . . . . . "	152	136	..	..
Other Countries . . . . . "	154	136	139	173
..	76,337	75,954	288	333
OTHER METALS . . . . . Cwt.	6,936	36,467	661	6,556
TOTAL METALS :				
United Kingdom . . . . . Cwt.	3,650,894	2,645,900	1,317,652	72,493
Gibraltar . . . . . "	..	..	19	155
Malta . . . . . "	..	..	28	154
Aden . . . . . "	53,764	11,162	13,208	8,451
Ceylon . . . . . "	27,231	49,516	9,319	9,811
China, Hong Kong . . . . . "	11,529	37,640	21,231	4,252
Straits Settlements . . . . . "	26,056	147,842	3,416	6,005
British East Africa . . . . . "	1,148	1,949	10,928	5,657
Cape Colony . . . . . "	..	..	13	109
Mauritius . . . . . "	3,800	1,724	2,569	4,118
Natal . . . . . "	..	..	316	974
British Guiana . . . . . "	..	..	59	216
Australia . . . . . "	12,012	48,050	4,233	1,224
Austria-Hungary . . . . . "	39,324	138,409	84	614
Belgium . . . . . "	2,897,493	1,135,073	..	..
France . . . . . "	20,419	40,637	42	442
Germany . . . . . "	350,432	226,116	227,044	13,836
Holland . . . . . "	1,645	918	..	..
Italy . . . . . "	4,084	12,872	90,261	19,901
Norway . . . . . "	20,202	13,321	..	..
Sweden . . . . . "	43,946	27,281	..	..
Arabia . . . . . "	532	1,865	12,304	13,912
China, Treaty Ports . . . . . "	44	352	25,616	4,368
Japan . . . . . "	669	2,210	..	..
Mekran and Sonmiani . . . . . "	..	..	401	285
Persia . . . . . "	174	334	12,507	17,501
Turkey in Asia . . . . . "	..	..	10,388	14,225
Abyssinia . . . . . "	..	..	1,720	934
Egypt . . . . . "	2,050	1,713	300,041	15,329
Madagascar . . . . . "	168	387	736	533
Portuguese East Africa . . . . . "	1,279	584	2,607	1,917
United States . . . . . "	94,163	52,519	834,574	29,972
West Indies . . . . . "	..	..	88	288
Other Countries . . . . . "	475	1,016	291	411
..	7,269,533	4,599,390	2,901,695	248,087
HARDWARE AND CUTLERY (including plated ware) :				
United Kingdom . . . . . "	..	791,495	..	21,850
Aden . . . . . "	..	171	..	3,877
Ceylon . . . . . "	..	4,648	..	5,314
China, Hong Kong . . . . . "	..	599	..	191
Straits Settlements . . . . . "	..	2,631	..	5,295

No. 11—*continued.*

QUANTITY and VALUE of IMPORTS and EXPORTS of PRINCIPAL ARTICLES in 1901-02,  
distinguishing COUNTRIES—*continued.*

ARTICLES AND COUNTRIES.	IMPORTS.		EXPORTS.	
	Quantity.	Value.	Quantity.	Value.
<b>III.—METALS, AND MANUFACTURES OF—<i>continued.</i></b>				
<b>HARDWARE AND CUTLERY (including plated ware)—<i>continued.</i></b>				
British East Africa	—	268	—	7,851
Cape Colony	—	127	—	—
Mauritius	—	—	—	1,228
Natal	—	—	—	2,577
Australia	—	—	—	157
Austria-Hungary	—	65,852	—	—
Belgium	—	57,959	—	608
France	—	5,170	—	277
Germany	—	171,918	—	1,823
Holland	—	356	—	—
Italy	—	802	—	167
Sweden	—	716	—	—
Arabia	—	—	—	3,834
China, Treaty Ports	—	423	—	216
Japan	—	5,715	—	—
Mekran and Sonmani	—	—	—	253
Persia	—	108	—	11,415
Siam	—	—	—	646
Turkey in Asia	—	—	—	5,610
Abyssinia	—	—	—	106
Egypt	—	240	—	112
German East Africa	—	—	—	580
Madagascar	—	—	—	725
Portuguese East Africa	—	—	—	3,049
Dutch Guiana	—	—	—	138
United States	—	28,149	—	860
Other Countries	—	411	—	274
	—	1,137,758	—	79,033
<b>MACHINERY AND MILLWORK</b>				
United Kingdom	—	1,924,908	—	11,193
Ceylon	—	3,536	—	478
Straits Settlements	—	2,697	—	7,656
British East Africa	—	—	—	318
Mauritius	—	398	—	—
Australia	—	3,401	—	—
Austria-Hungary	—	2,634	—	—
Belgium	—	4,386	—	—
France	—	389	—	—
Germany	—	13,236	—	—
Holland	—	201	—	—
Italy	—	832	—	—
Japan	—	883	—	—
Persia	—	—	—	103
Siam	—	—	—	189
United States	—	46,207	—	—
Other Countries	—	213	—	159
	—	2,003,921	—	20,096
<b>RAILWAY PLANT AND ROLLING STOCK (other than Government Stores):</b>				
United Kingdom	—	928,712	—	9,262
Ceylon	—	876	—	486
Australia	—	28,201	—	—
Austria-Hungary	—	33,311	—	—
Belgium	—	17,408	—	—
Straits Settlements	—	—	—	2,004
United States	—	19,878	—	—
Other Countries	—	—	—	88
	—	1,028,386	—	11,840
<b>TOTAL METALS, AND MANUFACTURES OF</b>	—	<b>8,769,455</b>	—	<b>359,056</b>
<b>IV.—CHEMICALS, DRUGS, MEDICINES AND NARCOTICS, AND DYEING AND TANNING MATERIALS:</b>				
<b>CHEMICALS:</b>				
United Kingdom	—	317,652	—	58,444
Aden	—	1,641	—	2,098
Ceylon	—	492	—	5,854
China, Hong Kong	—	1,274	—	90,620
Straits Settlements	—	148	—	5,334
British East Africa	—	—	—	433
Cape Colony	—	—	—	135
Mauritius	—	—	—	21,508
Australia	—	—	—	897



## No. 11—continued.

QUANTITY and VALUE of IMPORTS and EXPORTS of PRINCIPAL ARTICLES in 1901-02,  
distinguishing COUNTRIES—continued.

ARTICLES AND COUNTRIES.	IMPORTS.		EXPORTS.	
	Quantity.	Value.	Quantity.	Value.
<b>IV.—CHEMICALS, DRUGS, MEDICINES AND NARCOTICS, AND DYEING AND TANNING MATERIALS— continued.</b>				
<b>CHEMICALS—continued.</b>				
Austria-Hungary - . . . . .	—	1,638	...	...
Belgium - . . . . .	—	11,963	...	...
France - . . . . .	—	2,819	—	12,073
Germany - . . . . .	—	29,815	...	...
Holland - . . . . .	—	1,120	...	...
Italy - . . . . .	—	11,508	—	300
Arabia - . . . . .	—	133	—	1,308
China, Treaty Ports - . . . . .	...	...	—	1,229
Japan - . . . . .	—	150	—	6,605
Persia - . . . . .	...	...	—	1,181
Turkey in Asia - . . . . .	...	...	—	2,276
United States - . . . . .	—	555	—	45,435
Other Countries - . . . . .	—	334	—	136
	—	381,292	—	255,866
<b>DRUGS, MEDICINES, AND NARCOTICS:</b>				
<b>CAMPHOR:</b>				
United Kingdom - . . . . . Lbs.	7,447	943	.	.
Aden - . . . . . "	101	160	.	.
Ceylon - . . . . . "	...	...	11,183	835
China, Hong Kong - . . . . . "	296,864	24,024	...	...
Straits Settlements - . . . . . "	188,798	15,362	...	...
Mauritius - . . . . . "	...	...	12,217	901
Natal - . . . . . "	...	...	22,294	1,487
France - . . . . . "	149	207	...	...
Germany - . . . . . "	977	827	...	...
Arabia - . . . . . "	...	...	1,186	106
Japan - . . . . . "	579,032	51,304	...	...
Persia - . . . . . "	...	...	2,675	220
Philippine Islands - . . . . . "	13,227	940	...	...
Turkey in Asia - . . . . . "	...	...	4,591	361
Other Countries - . . . . . "	...	...	992	132
	1,086,595	93,768	55,138	4,042
<b>CHINCHONA BARK:</b>				
United Kingdom - . . . . . Lbs.	...	.	1,902,706	30,706
Ceylon - . . . . . "	...	...	13,520	169
Other Countries - . . . . . "	...	.	1,033	18
	...	.	1,917,259	30,893
<b>QUININE:</b>				
United Kingdom - . . . . . Lbs.	38,754	35,975	140	136
Belgium - . . . . . "	1,851	1,198	...	...
France - . . . . . "	636	735	...	...
Germany - . . . . . "	466	323	...	...
United States - . . . . . "	1,178	1,524	...	...
Other Countries - . . . . . "	413	271	107	122
	43,298	40,026	247	258
Other Drugs and Medicines - . . . . . "	—	263,737	—	107,365
<b>OPIMUM:</b>				
United Kingdom - . . . . . Cwt.	289	261	917	53,979
Aden - . . . . . "	...	...	4	261
Ceylon - . . . . . "	...	...	265	15,491
China, Hong Kong - . . . . . "	...	...	47,367	2,891,587
Straits Settlements - . . . . . "	...	...	22,167	1,302,328
British East Africa - . . . . . "	151	146	22	1,509
Mauritius - . . . . . "	...	...	57	3,441
Natal - . . . . . "	...	...	6	470
France - . . . . . "	...	...	12	691
China, Treaty Ports - . . . . . "	...	...	17,871	1,193,254
Cochin-China - . . . . . "	...	...	2,346	137,750
Java - . . . . . "	...	...	1,372	80,418
Portuguese East Africa - . . . . . "	...	...	10	768
Other Countries - . . . . . "	2	2	1	43
	442	409	92,417	5,681,990

No. 11—*continued.*QUANTITY and VALUE of IMPORTS and EXPORTS of PRINCIPAL ARTICLES in 1901-02,  
distinguishing COUNTRIES—*continued.*

ARTICLES AND COUNTRIES.	IMPORTS.		EXPORTS.	
	Quantity.	Value.	Quantity.	Value.
IV.—CHEMICALS, DRUGS, MEDICINES AND NARCOTICS, AND DYEING AND TANNING MATERIALS— <i>continued.</i>				
TOBACCO:				
UNMANUFACTURED:				
United Kingdom - - - Lbs	73,554	5,636	...	...
Aden - - - "	...	...	9,109,008	73,404
Ceylon - - - "	580,565	4,284	256,224	3,328
China, Hong Kong - - - "	...	...	324,776	1,801
Straits Settlements - - - "	55,739	4,737	5,023,334	26,841
Mauritius - - - "	...	...	117,594	1,643
Belgium - - - "	46,312	8,849	1,790	187
France - - - "	15,809	225	...	...
Germany - - - "	36,445	6,311	...	...
Holland - - - "	73,306	11,278	3,612,460	10,924
Turkey in Europe - - - "	7,790	346	...	...
Mekran and Sonmani - - - "	...	...	80,685	441
Turkey in Asia - - - "	5,846	209	...	...
Abyssinia - - - "	...	...	17,302	141
Egypt - - - "	4,872	186	...	...
United States - - - "	21,210	688	...	...
Other Countries - - - "	5,563	76	72,742	365
	927,011	42,825	18,615,915	119,076
MANUFACTURED:				
CIGARETTES.				
United Kingdom - - - Lbs.	779,692	63,835	...	...
Aden - - - "	4,537	809	...	...
Ceylon - - - "	12,951	752	...	...
China, Hong Kong - - - "	1,405	318	...	...
Straits Settlements - - - "	22,637	1,972	...	...
Austria-Hungary - - - "	808	241	...	...
Germany - - - "	1,971	277	...	...
Egypt - - - "	55,871	22,335	...	...
United States - - - "	433,467	39,622	...	...
China, Treaty Ports - - - "	92,088	5,202	...	...
Japan - - - "	103,404	4,048	...	...
Philippine Islands - - - "	968	104	...	...
Other Countries - - - "	488	117	...	...
	1,510,287	139,632	..	..
OTHER SORTS				
United Kingdom - - - Lbs.	1,115,892	71,893	306,516	33,618
Gibraltar - - - "	...	...	19,985	1,479
Malta - - - "	...	...	26,581	1,883
Aden - - - "	7,734	724	36,659	2,049
Ceylon - - - "	1,136	184	66,615	1,822
China, Hong Kong - - - "	14,164	1,625	28,380	416
Straits Settlements - - - "	273,371	8,753	448,836	17,009
British East Africa - - - "	...	...	10,961	853
Cape Colony - - - "	...	...	147,005	14,947
Mauritius - - - "	...	...	18,131	1,059
Natal - - - "	...	...	316,588	33,464
Australia - - - "	...	...	8,403	1,015
Austria-Hungary - - - "	...	...	3,893	193
Belgium - - - "	22,648	3,823	2,083	143
Denmark - - - "	...	...	1,075	138
France - - - "	...	...	2,336	230
Germany - - - "	49,391	3,277	8,569	666
Holland - - - "	7,531	1,263	...	...
Arabia - - - "	...	...	38,419	646
China, Treaty Ports - - - "	1,406	108	3,653	440
Maldiva Islands - - - "	...	...	82,875	501
Persia - - - "	...	...	5,807	353
Philippines - - - "	18,842	3,674	...	...
Siam - - - "	...	...	9,618	794
Turkey in Asia - - - "	...	...	2,200	114
Egypt - - - "	...	...	6,619	613
United States - - - "	457,450	21,940	...	...
Other Countries - - - "	9,825	436	6,092	268
	1,979,390	117,700	1,607,899	114,713
TOTAL TOBACCO - - - "	4,416,688	300,157	20,223,814	233,789

## No. 11—continued.

QUANTITY and VALUE of IMPORTS and EXPORTS of PRINCIPAL ARTICLES in 1901-02,  
distinguishing COUNTRIES—continued.

ARTICLES AND COUNTRIES.	IMPORTS.		EXPORTS.	
	Quantity.	Value.	Quantity.	Value.
IV.—CHEMICALS, DRUGS, MEDICINES AND NARCOTICS, AND DYEING AND TANNING MATERIALS—continued.				
DYEING AND TANNING MATERIALS:				
MINERAL DYES:				
ALIZARINE DYES:				
United Kingdom . . . . .	Lbs. 211,395	7,871	...	...
Ceylon . . . . .	118,065	4,153	7,812	258
Straits Settlements . . . . .	6,896	231	...	...
Belgium . . . . .	1,967,029	61,171	...	...
Germany . . . . .	5,712	156	19,307	2,124
Holland . . . . .	2,387,596	96,312	...	...
Other Countries . . . . .	1,312	125	1,736	112
	4,698,005	170,019	28,855	2,494
ANILINE DYES:				
United Kingdom . . . . .	Lbs. 188,916	12,610	...	...
Aden . . . . .	...	...	1,658	121
Ceylon . . . . .	20,149	1,293	2,903	301
Mauritius . . . . .	...	...	1,250	118
Austria-Hungary . . . . .	69,215	5,413	...	...
Belgium . . . . .	1,557,162	89,270	...	...
France . . . . .	40,902	2,448	...	...
Germany . . . . .	433,777	26,216	5,508	429
Holland . . . . .	1,074,419	73,640	...	...
Italy . . . . .	851,437	57,350	...	...
Arabia . . . . .	...	...	7,634	632
Persia . . . . .	...	...	1,122	110
Turkey in Asia . . . . .	...	...	22,232	1,601
Other Countries . . . . .	984	50	2,972	210
	4,236,961	268,290	45,279	3,522
CUTCH:				
United Kingdom . . . . .	Cwt. ...	...	45,389	54,724
China, Hong Kong . . . . .	...	...	579	440
Ceylon . . . . .	...	...	1,132	1,810
Straits Settlements . . . . .	...	...	1,799	1,882
Natal . . . . .	...	...	67	118
France . . . . .	...	...	3,200	3,725
Germany . . . . .	...	...	1,450	1,833
Holland . . . . .	...	...	4,637	6,163
Italy . . . . .	...	...	450	600
Egypt . . . . .	...	...	7,423	9,207
Other Countries . . . . .	7	9	39	83
	7	9	66,162	80,585
INDIGO:				
United Kingdom . . . . .	Cwt. 357	3,597	26,469	369,913
Malta . . . . .	...	...	10	151
Aden . . . . .	...	...	18	137
China, Hong Kong . . . . .	...	...	713	11,603
Straits Settlements . . . . .	...	...	518	7,731
Austria-Hungary . . . . .	...	...	6,511	98,152
Belgium . . . . .	48	361	563	9,037
France . . . . .	...	...	5,356	79,037
Germany . . . . .	...	...	4,771	66,751
Greece . . . . .	...	...	72	1,080
Holland . . . . .	...	...	941	13,442
Italy . . . . .	...	...	1,720	23,541
Russia . . . . .	...	...	5,218	42,712
Sweden . . . . .	...	...	95	1,440
Turkey in Europe . . . . .	...	...	183	2,507
Arabia . . . . .	...	...	343	2,360
Japan . . . . .	...	...	5,710	82,071
Persia . . . . .	...	...	3,796	42,482
Turkey in Asia . . . . .	...	...	4,042	65,502
Egypt . . . . .	15	220	13,608	188,215
North Africa . . . . .	...	...	273	4,621
United States . . . . .	...	...	8,819	122,313
Other Countries . . . . .	1	9	3	39
	421	4,187	89,750	1,234,837

## No. 11—continued.

QUANTITY and VALUE of IMPORTS and EXPORTS of PRINCIPAL ARTICLES in 1901-02,  
distinguishing COUNTRIES—continued.

ARTICLES AND COUNTRIES.	IMPORTS.		EXPORTS.	
	Quantity.	Value.	Quantity.	Value.
IV.—CHEMICALS, DRUGS, MEDICINES AND NARCOTICS, AND DYEING AND TANNING MATERIALS—continued.				
DYEING AND TANNING MATERIALS—cont.				
MYRABOLAMS :				
United Kingdom - - - - Cwt.	.	...	547,175	121,344
China, Hong Kong - - - - "	.	...	789	153
Straits Settlements - - - - "	.	...	377	107
Australia - - - - - "	.	...	31,101	8,808
Austria-Hungary - - - - "	.	...	73,423	16,980
Belgium - - - - - "	.	...	105,811	21,648
France - - - - - "	...	...	68,647	14,436
Germany - - - - - "	...	...	222,206	45,918
Italy - - - - - "	.	...	6,309	1,323
Russia - - - - - "	.	...	26,080	6,316
Japan - - - - - "	.	...	1,960	373
Other Countries - - - - - "	88	19	1,296	171
	88	19	1,085,174	237,577
SAFFRON :				
United Kingdom - - - - Lbs.	288	347	...	154
Aden - - - - - "	...	...	204	1,272
China, Hong Kong - - - - "	...	...	1,350	...
France - - - - - "	38,836	36,049	...	...
Italy - - - - - "	102	116	...	...
Arabia - - - - - "	...	...	1,335	1,357
Persia - - - - - "	...	...	325	322
Other Countries - - - - - "	394	151	183	216
	39,620	36,663	3,397	3,321
TURMERIC :				
United Kingdom - - - - Cwt.	...	...	17,657	14,778
Aden - - - - - "	...	...	7,424	5,838
Ceylon - - - - - "	...	...	7,172	5,128
China, Hong Kong - - - - "	209	161	891	320
Straits Settlements - - - - "	...	...	7,711	4,071
British East Africa - - - - "	...	...	1,242	1,016
Cape Colony - - - - - "	...	...	176	140
Mauritius - - - - - "	...	...	3,073	2,915
Natal - - - - - "	...	...	1,271	1,311
Australia - - - - - "	...	...	417	384
Austria-Hungary - - - - "	...	...	715	672
Belgium - - - - - "	...	...	301	201
France - - - - - "	...	...	2,711	1,608
Germany - - - - - "	...	...	3,269	1,841
Russia - - - - - "	...	...	149	110
Arabia - - - - - "	...	...	3,936	3,194
Mekran and Somniani - - - - "	...	...	137	121
Persia - - - - - "	...	...	9,129	7,670
Turkey in Asia - - - - - "	...	...	7,134	5,802
Egypt - - - - - "	...	...	2,479	2,175
Portuguese East Africa - - - - "	...	...	241	187
United States - - - - - "	...	...	4,680	2,796
Other Countries - - - - - "	224	160	521	403
	433	321	82,436	62,681
OTHER SORTS - - - - - "	33,914	47,502	—	13,924
TOTAL CHEMICALS, DRUGS, MEDICINES AND NARCOTICS, AND DYEING AND TANNING MATERIALS	—	1,606,399	—	7,953,144
V. OILS :				
MINERAL :				
KEROSENE :				
United Kingdom - - - - Gals.	5,301	147	...	...
Ceylon - - - - - { Gals. In bulk	135,604	3,209	...	...
" " cases	56,945	1,070	...	...
Straits Settlements - - - - { " " bulk	710,065	14,793	...	...
" " cases	312,764	11,404	...	...
British East Africa - - - - Gals.	...	...	49,504	1,266
Mauritius - - - - - "	...	...	82,797	2,538
Russia - - - - - { Gals. " bulk	43,044,708	970,654	...	...
" " cases	41,433,168	1,128,002	...	...
Arabia - - - - - { " " Gals.	...	...	134,596	3,888
Maldive Islands - - - - - "	...	...	5,587	184
Mekran and Somniani - - - - "	...	...	7,554	217
Persia - - - - - "	...	...	32,347	1,035
Turkey in Asia - - - - - "	...	...	135,065	4,016
Madagascar - - - - - "	...	...	122,607	3,219
Portuguese East Africa - - - - "	...	...	102,975	2,606
United States - - - - - "	5,768,226	214,505	...	...
Other Countries - - - - - "	685	36	5,864	163
	91,467,466	2,343,820	678,896	19,132

No. 11—*continued.*

QUANTITY and VALUE of IMPORTS and EXPORTS of PRINCIPAL ARTICLES in 1901-02,  
distinguishing COUNTRIES—*continued.*

ARTICLES AND COUNTRIES.	IMPORTS.		EXPORTS.	
	Quantity.	Value.	Quantity.	Value.
<b>V. OILS—<i>continued.</i></b>				
<b>MINERAL—<i>continued.</i></b>				
<b>PARAFFIN WAX :</b>				
United Kingdom - - - - Cwt.	318	520	49,277	57,412
Straits Settlements - - - - "	...	...	124	136
Cape Colony - - - - "	...	...	1,260	1,460
Australia - - - - "	...	...	2,880	3,367
France - - - - "	...	...	400	467
Egypt - - - - "	...	...	146	177
Other Countries - - - - "	13	42	10	11
	331	562	54,097	63,030
<b>OTHER SORTS :</b>				
United Kingdom - - - - Gals.	1,978,338	90,056	10,622	122
British East Africa - - - - "	...	...	1,985	103
Mauritius - - - - "	...	...	17,853	1,163
Ceylon - - - - "	...	...	34,883	2,144
China, Hong Kong - - - - "	79,273	2,114	...	...
Straits Settlements - - - - "	1,623,938	9,437	125,210	2,112
Austria-Hungary - - - - "	...	...	...	...
Belgium - - - - "	4,316	381	...	...
Germany - - - - "	5,787	150	...	...
France - - - - "	...	...	115,684	763
Italy - - - - "	19,090	619	...	...
Russia - - - - "	36,140	1,292	...	...
United States - - - - "	3,668,881	109,890	...	...
Java - - - - "	...	...	5,960	298
Other Countries - - - - "	2,976	123	2,755	203
	7,418,739	214,062	314,952	6,908
<b>TOTAL MINERAL - - - - { Cwt.</b>	98,886,205 331 }	2,558,444	993,848 54,097 }	89,070
<b>VEGETABLE :</b>				
<b>CASTOR :</b>				
United Kingdom - - - - Gals.	..	...	480,739	40,533
Aden - - - - "	..	...	3,100	274
Ceylon - - - - "	..	...	62,443	4,994
China, Hong Kong - - - - "	..	...	33,608	3,095
Straits Settlements - - - - "	..	...	256,106	21,376
British East Africa - - - - "	..	...	37,452	3,457
Cape Colony - - - - "	..	...	243,946	19,670
Mauritius - - - - "	..	...	96,985	9,670
Natal - - - - "	..	...	167,089	14,716
British Guiana - - - - "	..	...	1,847	204
Australia - - - - "	..	...	618,295	58,912
Germany - - - - "	..	...	2,605	272
Philippines - - - - "	..	...	1,862	142
Siam - - - - "	..	...	1,857	158
Portuguese East Africa - - - - "	..	...	2,261	195
Réunion - - - - "	..	...	8,064	750
Other Countries - - - - "	442	39	1,461	148
	442	39	2,019,720	178,566
<b>COCOANUT :</b>				
United Kingdom - - - - Gals.	...	...	343,953	33,906
Aden - - - - "	...	...	5,830	633
Ceylon - - - - "	1,652,318	168,290	...	...
Straits Settlements - - - - "	28,023	2,400	...	...
Cape Colony - - - - "	...	...	7,456	801
Mauritius - - - - "	35,729	3,924	...	...
Natal - - - - "	...	...	14,922	1,684
Belgium - - - - "	...	...	55,620	5,259
France - - - - "	...	...	1,392	132
Germany - - - - "	...	...	145,052	12,250
Arabia - - - - "	...	...	2,651	296
Persia - - - - "	...	...	1,036	121
Madagascar - - - - "	...	...	2,775	309
Portuguese East Africa - - - - "	...	...	1,056	120
United States - - - - "	...	...	268,861	30,260
Other Countries - - - - "	455	63	1,867	181
	1,716,525	174,677	852,471	85,952
<b>OTHER OILS - - - - Gals.</b>	692,594	79,445	692,298	134,207
<b>TOTAL OILS - - - - { Cwt.</b>	101,295,766 331 }	2,812,605	4,558,337 54,097 }	487,795

## No. 11—continued.

QUANTITY and VALUE of IMPORTS and EXPORTS of PRINCIPAL ARTICLES in 1901-02,  
distinguishing COUNTRIES—continued.

ARTICLES AND COUNTRIES.	IMPORTS.		EXPORTS.	
	Quantity.	Value.	Quantity.	Value.
<b>VI.—RAW MATERIALS AND UNMANUFACTURED ARTICLES.</b>				
<b>BRISTLES AND FIBRE FOR BRUSHES AND BROOMS:</b>				
United Kingdom - - - - Cwt.	112	683	5,309	47,640
Ceylon - - - - - "	...	...	19,299	11,475
Belgium - - - - - "	...	...	10,270	8,600
France - - - - - "	...	...	321	216
Germany - - - - - "	86	163	11,923	20,962
Holland - - - - - "	...	...	1,304	903
United States - - - - - "	...	...	61	1,242
Other Countries - - - - - "	52	80	1	2
	250	926	48,488	91,040
<b>CAOUTCHOUC.</b>				
United Kingdom - - - - Cwt.	...	...	3,959	38,195
China, Hong Kong - - - - "	...	...	55	970
Straits Settlements - - - - "	...	...	66	670
United States - - - - - "	...	...	58	445
	..	...	4,136	40,280
<b>COAL (including coke and patent fuel):</b>				
United Kingdom - - - - Tons	155,558	227,126	..	..
Aden - - - - - "	...	...	47,195	35,143
Ceylon - - - - - "	256	374	336,372	248,179
Straits Settlements - - - - "	..	..	89,592	60,218
British East Africa - - - - "	..	..	16,942	11,324
Mauritius - - - - - "	82	125	18,745	11,883
Natal - - - - - "	800	750	160	139
Australia - - - - - "	19,685	25,080	...	..
Germany - - - - - "	98	245	...	..
Arabia - - - - - "	..	...	1,500	3,067
Japan - - - - - "	53,440	46,798	...	..
Siam - - - - - "	...	...	400	213
Sumatra - - - - - "	...	...	10,690	7,127
Madagascar - - - - - "	...	...	4,556	3,027
Other Countries - - - - - "	98	98	63	82
	230,017	300,596	526,215	380,412
<b>COTTON, RAW:</b>				
United Kingdom - - - - Cwt	22,525	49,279	166,215	244,652
Aden - - - - - "	1,594	1,485	157	205
Ceylon - - - - - "	650	1,216	7,127	12,270
China, Hong Kong - - - - "	...	...	221,344	378,103
Straits Settlements - - - - "	...	...	9,655	9,753
British East Africa - - - - "	...	...	435	223
Mauritius - - - - - "	...	...	592	830
Australia - - - - - "	...	...	5,499	9,748
Austria-Hungary - - - - - "	33	110	372,721	621,770
Belgium - - - - - "	192	330	413,235	648,008
France - - - - - "	...	...	266,710	449,085
Germany - - - - - "	2,874	7,027	753,774	1,191,198
Holland - - - - - "	...	...	121	243
Italy - - - - - "	600	1,200	519,919	815,971
Russia - - - - - "	...	...	11,911	20,271
Spain - - - - - "	...	...	66,609	113,808
Sweden - - - - - "	...	...	3,875	6,687
Arabia - - - - - "	209	352	1,279	834
China, Treaty Ports - - - - "	...	...	337,897	591,277
Cochin China - - - - - "	...	...	11,652	20,612
Japan - - - - - "	12,853	19,176	2,526,183	4,485,829
Mekran and Sonmiani - - - - "	15,202	8,071	...	..
Persia - - - - - "	5,295	8,866	229	200
Egypt - - - - - "	13,039	30,751	...	..
United States - - - - - "	3,438	7,793	2,858	5,794
Other Countries - - - - - "	20	23	69	104
	78,524	135,679	5,700,066	9,617,485
<b>FODDER, BRAN, AND CATTLE FOOD (including Hay and Straw).</b>				
United Kingdom - - - - Cwt.	1,051	305	1,778,932	188,618
Aden - - - - - "	..	..	5,772	1,204
Ceylon - - - - - "	..	..	398,168	91,282
China, Hong Kong - - - - "	...	...	3,998	463
Straits Settlements - - - - "	...	...	1,119,777	121,753
British East Africa - - - - "	...	...	1,626	235
Cape Colony - - - - - "	..	..	190	123
Mauritius - - - - - "	...	...	26,729	4,878
Natal - - - - - "	3,075	319	752	273

## No. 11—continued.

QUANTITY and VALUE of IMPORTS and EXPORTS of PRINCIPAL ARTICLES in 1901-02,  
distinguishing COUNTRIES—continued.

ARTICLES AND COUNTRIES.	IMPORTS.		EXPORTS.	
	Quantity.	Value.	Quantity.	Value.
<b>VI.—RAW MATERIALS AND UNMANUFACTURED ARTICLES—continued.</b>				
<b>FODDER, BRAN AND CATTLE FOOD (including Hay and Straw)—continued.</b>				
Australia - - - - - Cwt.	25,126	6,109		
Belgium - - - - - "	...		6,584	1,247
France - - - - - "	...		6,599	904
Germany - - - - - "	...		187,446	29,473
Italy - - - - - "	...		500	108
Cochin China - - - - - "	...		5,897	1,339
Java - - - - - "	...		133,475	28,652
Philippine Islands - - - - - "	...		3,125	871
Siam - - - - - "	...		4,928	628
Egypt - - - - - "	...		129,860	11,327
Other Countries - - - - - "	747	101	560	100
	29,999	6,834	3,814,916	483,478
<b>GUMS AND RESINS:</b>				
United Kingdom - - - - - Cwt.	51,084	15,479	36,559	43,316
Aden - - - - - "	12,964	13,276	310	583
Ceylon - - - - - "	...		232	207
China, Hong Kong - - - - - "	...		6,003	4,772
Straits Settlements - - - - - "	15,028	27,786	189	367
British East Africa - - - - - "	512	1,635	328	468
Mauritius - - - - - "	...		177	312
Natal - - - - - "	...		74	204
Australia - - - - - "	...		65	140
Austria-Hungary - - - - - "	...		2,639	2,681
Belgium - - - - - "	...		10,024	9,763
France - - - - - "	46	405	7,257	6,269
Germany - - - - - "	11,290	3,636	25,708	22,957
Greece - - - - - "	...		199	229
Italy - - - - - "	...		1,297	948
Russia - - - - - "	...		400	280
Arabia - - - - - "	17,589	14,087	753	815
Japan - - - - - "	...		2,471	2,407
Persia - - - - - "	14,224	9,647	304	359
Turkey in Asia - - - - - "	...		735	531
Portuguese East Africa - - - - - "	84	398		
United States - - - - - "	25,358	7,778	1,821	2,110
Other Countries - - - - - "	1,270	1,239	329	248
	149,449	95,366	97,874	99,966
<b>HEMP, RAW:</b>				
United Kingdom - - - - - Cwt.	268	517	196,575	130,842
China, Hong Kong - - - - - "	3,391	6,399	..	..
Straits Settlements - - - - - "	478	799		
Australia - - - - - "	...		298	377
Austria-Hungary - - - - - "	40	102		
Belgium - - - - - "	...		130,192	83,928
Denmark - - - - - "	...		3,021	2,291
France - - - - - "	...		12,167	8,371
Germany - - - - - "	...		25,557	17,655
Italy - - - - - "	244	579	11,122	6,523
Spain - - - - - "	...		1,786	1,267
Arabia - - - - - "	...		2,926	2,848
Persia - - - - - "	...		605	567
Philippine Islands - - - - - "	6,150	13,508		
Turkey in Asia - - - - - "	...		126	135
United States - - - - - "	...		2,385	1,414
Other Countries - - - - - "	14	14	206	135
	10,585	21,918	386,966	256,353
<b>HIDES AND SKINS:</b>				
<b>HIDES:</b>				
United Kingdom - - - - - Cwt.	...		33,030	76,802
Aden - - - - - "	...		103	228
Ceylon - - - - - "	1,348	2,030		
Straits Settlements - - - - - "	6,438	9,872	1,916	3,308
Austria-Hungary - - - - - "	54	150	74,783	218,798
Belgium - - - - - "	...		4,083	10,329
France - - - - - "	...		35,202	126,002
Germany - - - - - "	...		248,016	704,446
Greece - - - - - "	...		185	455
Holland - - - - - "	...		4,748	13,691
Italy - - - - - "	...		96,594	300,532
Russia - - - - - "	...		54	167
Spain - - - - - "	...		8,010	24,893
Turkey in Europe - - - - - "	...		1,571	4,022
Mekran and Sonmiani - - - - - "	151	359		
Persia - - - - - "	...		618	1,228
Turkey in Asia - - - - - "	...		1,487	3,578
Egypt - - - - - "	...		25,846	57,908
United States - - - - - "	...		143,230	373,512
Other Countries - - - - - "	104	207	17	43
	8,095	12,618	679,493	1,919,942

## No. 11—continued.

QUANTITY and VALUE of IMPORTS and EXPORTS of PRINCIPAL ARTICLES in 1901-02,  
distinguishing COUNTRIES—continued.

ARTICLES AND COUNTRIES.	IMPORTS.		EXPORTS.	
	Quantity.	Value.	Quantity.	Value.
<b>VI.—RAW MATERIALS AND UNMANUFACTURED ARTICLES—continued.</b>				
<b>HIDES AND SKINS—continued.</b>				
<b>SKINS :</b>				
United Kingdom - - - - Cwt.	242	4,040	39,184	243,971
Ceylon - - - - - "	5,188	13,675	..	..
Aden - - - - - "	559	1,147	..	..
Mauritius - - - - - "	262	691	..	..
Arabia - - - - - "	1,297	3,565	..	..
Straits Settlements - - - - "	1,628	3,848	..	..
Canada - - - - - "	..	..	629	4,133
Austria-Hungary - - - - - "	..	..	179	560
Belgium - - - - - "	..	..	964	5,341
France - - - - - "	92	1,875	4,507	26,411
Germany - - - - - "	..	..	3,459	13,742
Holland - - - - - "	..	..	1,139	10,797
Italy - - - - - "	..	..	1,828	6,897
Spain - - - - - "	..	..	731	2,691
Mekran and Somiani - - - - "	320	646	..	..
Persia - - - - - "	10,350	26,925	..	..
Turkey in Asia - - - - - "	596	1,241	..	..
United States - - - - - "	..	..	217,595	1,483,277
Other Countries - - - - - "	5	22	18	87
..	20,539	57,675	270,231	1,797,907
<b>TOTAL, HIDES AND SKINS "</b>	<b>28,634</b>	<b>70,293</b>	<b>949,724</b>	<b>3,717,849</b>
<b>HORNS</b>				
United Kingdom - - - - Cwt.	..	..	32,838	46,047
Aden - - - - - "	18	196	..	..
Ceylon - - - - - "	238	315	..	..
China, Hong Kong - - - - - "	..	..	120	1,208
Straits Settlements - - - - - "	..	..	97	157
British East Africa - - - - - "	93	1,062	..	..
Belgium - - - - - "	..	..	2,016	3,215
France - - - - - "	..	..	18,162	27,589
Germany - - - - - "	..	..	9,813	12,051
Other Countries - - - - - "	60	78	21	39
..	409	1,651	63,067	90,304
<b>IVORY :</b>				
United Kingdom - - - - Lbs.	119,346	49,355	49,821	20,800
Aden - - - - - "	23,289	10,880	..	..
China, Hong Kong - - - - - "	..	..	29,802	9,471
Straits Settlements - - - - - "	461	154	1,415	350
British East Africa - - - - - "	45,715	17,647	..	..
Austria-Hungary - - - - - "	5,890	2,667	..	..
Belgium - - - - - "	5,227	2,005	..	..
France - - - - - "	1,277	551	..	..
Germany - - - - - "	23,370	11,963	1,137	200
Japan - - - - - "	..	..	3,100	1,154
Abyssinia - - - - - "	2,720	1,184	..	..
Egypt - - - - - "	4,407	1,857	..	..
German East Africa - - - - - "	957	369	..	..
Portuguese East Africa - - - - - "	13,285	4,553	..	..
Other Countries - - - - - "	..	..	427	153
..	255,944	103,185	85,762	32,128
<b>JEWELLERY PRECIOUS STONES AND PEARLS, UNSET :</b>				
United Kingdom - - - - - "	..	194,554	..	450
Aden - - - - - "	..	24,824	..	..
China, Hong Kong - - - - - "	..	8,247	..	1,432
British East Africa - - - - - "	..	444	..	..
Straits Settlements - - - - - "	..	81,061	..	2,193
Austria-Hungary - - - - - "	..	1,580	..	2,150
Belgium - - - - - "	..	17,244	..	415
France - - - - - "	..	58,522	..	2,048
Germany - - - - - "	..	106	..	..
Holland - - - - - "	..	230	..	..
Italy - - - - - "	..	1,762	..	324
Turkey in Europe - - - - - "	..	143	..	..
Arabia - - - - - "	..	222,725	..	7,094
China, Treaty Ports - - - - - "	..	2,117	..	..
Persia - - - - - "	..	121,380	..	1,116
Siam - - - - - "	..	1,165	..	..
Turkey in Asia - - - - - "	..	..	..	967
Abyssinia - - - - - "	..	3,333	..	..
Egypt - - - - - "	..	..	..	1,052
German East Africa - - - - - "	..	638	..	..
Other Countries - - - - - "	..	185	..	104
..	..	740,260	..	10,345



No. 11—*continued.*QUANTITY and VALUE of IMPORTS and EXPORTS of PRINCIPAL ARTICLES in 1901-02,  
distinguishing COUNTRIES—*continued.*

ARTICLES AND COUNTRIES.	IMPORTS.		EXPORTS.	
	Quantity.	Value.	Quantity.	Value.
<b>VL.—RAW MATERIALS AND UNMANUFACTURED ARTICLES—<i>continued.</i></b>				
<b>JUTE, RAW :</b>				
United Kingdom - - - Cwt.	...	...	6,238,147.	3,529,727
China, Hong Kong - - - "	..	..	32,709	19,797
Straits Settlements - - - "	..	..	669	448
Australia - - - - - "	...	..	11,429	4,481
Austria-Hungary - - - "	...	..	698,992	396,161
Belgium - - - - - "	...	..	1,675	480
France - - - - - "	...	..	1,799,155	999,453
Germany - - - - - "	...	..	2,697,014	1,527,425
Holland - - - - - "	...	..	15,770	8,732
Italy - - - - - "	...	..	446,197	258,521
Russia - - - - - "	...	..	51,765	30,423
Spain - - - - - "	...	..	215,367	123,690
Japan - - - - - "	..	..	4,878	2,693
Egypt - - - - - "	..	..	24,457	15,522
United States - - - - - "	..	..	2,470,275	938,512
Other Countries - - - - - "	46	25	46,616	8,783
	46	25	14,755,115	7,864,848
<b>MANURES :</b>				
United Kingdom - - - Tons	728	3,346	33,754	127,999
Ceylon - - - - - "	32	106	3,222	8,051
Straits Settlements - - - "	..	..	1,303	4,491
Australia - - - - - "	..	..	14,587	53,077
Austria-Hungary - - - "	57	1,010	10,167	3,385
Belgium - - - - - "	..	546	11,562	36,600
France - - - - - "	..	..	18,560	39,337
Germany - - - - - "	..	..	..	70,922
Arabia - - - - - "	38	111	..	..
Japan - - - - - "	..	..	62	234
Other Countries - - - - - "	32	98	16	32
	887	4,207	94,243	344,128
<b>MICA :</b>				
United Kingdom - - - Cwt.	..	..	10,590	46,102
Belgium - - - - - "	..	..	29	127
France - - - - - "	...	..	81	517
Germany - - - - - "	..	..	1,775	4,584
Canada - - - - - "	..	..	17	339
United States - - - - - "	..	..	3,743	18,323
Other Countries - - - - - "	...	..	63	42
	...	..	16,298	70,034
<b>SEEDS :</b>				
<b>ESSENTIAL :</b>				
United Kingdom - - - Cwt	..	..	36,781	15,052
Aden - - - - - "	..	..	5,051	5,543
Ceylon - - - - - "	..	..	34,814	22,777
China, Hong Kong - - - "	..	..	874	632
Straits Settlements - - - "	...	..	41,817	22,660
British East Africa - - - "	..	..	2,020	2,842
Mauritius - - - - - "	..	..	3,133	2,453
Natal - - - - - "	...	..	1,043	926
British Guiana - - - - - "	..	..	217	154
Australia - - - - - "	..	..	567	371
Belgium - - - - - "	300	293	..	..
France - - - - - "	169	294	39,538	15,253
Germany - - - - - "	2,668	2,249	10,259	6,239
Holland - - - - - "	1,800	1,494	..	..
Russia - - - - - "	71	324	..	..
Arabia - - - - - "	..	..	1,520	1,394
Persia - - - - - "	2,446	3,972	129	135
Turkey in Asia - - - - - "	293	1,011	..	..
Madagascar - - - - - "	..	..	75	108
Portuguese East Africa - - - "	..	..	291	399
Other Countries - - - - - "	109	84	708	541
	7,856	9,723	178,837	97,479

No. 11—*continued.*QUANTITY and VALUE of IMPORTS and EXPORTS of PRINCIPAL ARTICLES in 1901-02,  
distinguishing COUNTRIES—*continued.*

ARTICLES AND COUNTRIES.	IMPORTS.		EXPORTS.	
	Quantity.	Value.	Quantity.	Value.
<b>VI.—RAW MATERIALS AND UNMANUFACTURED ARTICLES—<i>continued.</i></b>				
<b>SEEDS—<i>continued.</i></b>				
<b>CASTOR:</b>				
United Kingdom - - - Cwt			484,084	212,187
Austria-Hungary - - - "			1,075	437
Belgium - - - - - "			206,389	87,008
France - - - - - "			422,649	180,384
Germany - - - - - "			110,721	47,142
Italy - - - - - "		..	94,954	43,576
Russia - - - - - "			4,000	1,867
Other Countries - - - "	3	1	24	11
	3	1	1,323,896	572,612
<b>COTTON:</b>				
United Kingdom - - - Cwt.	..		1,693,811	252,839
Aden - - - - - "			6,396	1,075
Ceylon - - - - - "			27,901	5,499
Mauritius - - - - - "	..		705	117
Belgium - - - - - "		...	58,770	10,287
France - - - - - "		...	243,754	38,555
Germany - - - - - "			4,000	668
Other Countries - - - "	190	105	719	170
	190	105	2,036,056	309,210
<b>EARTHNUITS:</b>				
United Kingdom - - - Cwt		..	21,001	9,824
Aden - - - - - "			747	360
Ceylon - - - - - "			1,166	304
Straits Settlements - - - "	588	266	2,218	823
Cape Colony - - - - - "			448	167
Austria-Hungary - - - "			2,001	967
Belgium - - - - - "			32,480	15,224
France - - - - - "			1,020,410	494,694
Italy - - - - - "			3,217	1,788
Arabia - - - - - "			1,107	491
Persia - - - - - "			295	150
Portuguese East Africa - - - "	3,127	1,616		
Other Countries - - - - - "	182	88	325	156
	3,897	1,970	1,085,415	524,948
<b>LINSEED</b>				
United Kingdom - - - Cwt.			2,920,512	1,800,575
China, Hong Kong - - - "			150	109
Cape Colony - - - - - "			660	390
Straits Settlements - - - "			128	111
Natal - - - - - "			2,718	1,550
Australia - - - - - "			8,888	5,111
Austria-Hungary - - - "			66,058	39,350
Belgium - - - - - "			532,295	342,521
France - - - - - "		...	1,068,008	672,905
Germany - - - - - "		...	1,550,010	933,805
Holland - - - - - "		...	490,472	287,282
Italy - - - - - "		...	278,413	172,233
Persia - - - - - "	4,960	2,557		
Turkey in Asia - - - - - "		...		
Egypt - - - - - "			343,092	209,695
United States - - - - - "	..		76,073	43,314
Other Countries - - - - - "	35	19	394	245
	4,995	2,576	7,327,869	4,509,196
<b>MOWA or MOWRA:</b>				
United Kingdom - - - Cwt.			4,240	1,426
Belgium - - - - - "		...	79,451	25,898
France - - - - - "		...	350,178	110,853
Germany - - - - - "			178,566	56,704
Russia - - - - - "			1,101	368
Other Countries - - - - - "		...	4	1
			613,549	195,250

## No. 11—continued.

QUANTITY AND VALUE OF IMPORTS and EXPORTS of PRINCIPAL ARTICLES in 1901-02,  
distinguishing COUNTRIES—continued.

ARTICLES AND COUNTRIES.	IMPORTS.		EXPORTS.	
	Quantity.	Value.	Quantity.	Value.
<b>VI—RAW MATERIALS AND UNMANUFACTURED ARTICLES—continued.</b>				
<b>SEEDS—continued.</b>				
<b>POPPY :</b>				
United Kingdom - - - Cwt.	...	..	975	623
China, Hong Kong - - - "	..	..	296	204
Austria-Hungary - - - "	..	..	2,000	1,125
Belgium - - - - - "	..	..	336,973	185,071
France - - - - - "	..	..	478,673	270,001
Germany - - - - - "	..	..	102,995	56,792
Japan - - - - - "	..	..	297	179
Persia - - - - - "	3,858	1,974	..	..
Egypt - - - - - "	...	..	11,511	6,933
Other Countries - - - "	...	..	360	228
	3,858	1,974	934,080	521,156
<b>RAPSEED :</b>				
United Kingdom - - - Cwt.	..	..	619,186	227,153
Australia - - - - - "	..	..	391	197
Austria-Hungary - - - "	..	..	31,004	13,068
Belgium - - - - - "	..	..	1,877,197	777,977
France - - - - - "	..	..	1,751,580	785,968
Germany - - - - - "	..	..	2,198,256	978,322
Holland - - - - - "	..	..	192,378	84,521
Italy - - - - - "	..	..	175,746	78,445
Mekran and Somiani - - "	10,320	4,968	..	..
Egypt - - - - - "	...	..	84,001	27,344
Other Countries - - - "	3	2	234	112
	10,323	4,970	6,929,973	2,973,107
<b>TIL OR JINJILI :</b>				
Aden - - - - - Cwt.	...	..	3,075	1,526
Ceylon - - - - - "	5,642	2,892	1,655	668
Straits Settlements - - "	34,895	17,440	..	..
British East Africa - - "	13,242	7,130	..	..
Austria-Hungary - - - "	..	..	59,287	34,560
Belgium - - - - - "	..	..	577,012	355,679
France - - - - - "	..	..	1,268,943	719,533
Germany - - - - - "	..	..	240,493	143,413
Italy - - - - - "	..	..	243,117	141,511
Arabia - - - - - "	..	..	816	503
Egypt - - - - - "	..	..	52,642	31,831
German East Africa - - "	264	141	..	..
Portuguese East Africa - "	812	441	..	..
Other Countries - - - "	211	110	109	67
	55,066	28,154	2,447,149	1,429,291
<b>OTHER SEEDS</b>				
	3,390	7,728	94,379	57,369
<b>TOTAL SEEDS</b>				
United Kingdom - - - Cwt.	771	4,775	5,804,323	2,527,868
Aden - - - - - "	..	..	12,644	7,265
Ceylon - - - - - "	7,307	4,528	71,326	32,615
China, Hong Kong - - - "	..	..	1,327	973
Straits Settlements - - "	33,559	17,795	46,914	24,977
British East Africa - - "	13,331	7,174	2,374	3,036
Cape Colony - - - - - "	..	..	1,234	640
Mauritius - - - - - "	..	..	5,193	3,289
Natal - - - - - "	..	..	4,410	2,840
British Guiana - - - - "	..	..	281	184
Australia - - - - - "	20	240	9,855	5,696
Austria-Hungary - - - "	301	298	161,786	89,737
Belgium - - - - - "	184	483	3,710,461	1,805,824
France - - - - - "	2,682	2,270	6,675,735	3,309,160
Germany - - - - - "	1,800	1,494	4,415,185	2,234,624
Holland - - - - - "	..	..	672,950	371,850
Italy - - - - - "	..	..	795,547	437,619
Russia - - - - - "	71	324	5,101	2,234
Arabia - - - - - "	..	..	3,635	2,511
Japan - - - - - "	..	..	526	330
Java - - - - - "	..	..	520	5,350
Mekran and Somiani - - "	10,348	4,978	..	..
Persia - - - - - "	12,200	9,025	542	378
Turkey in Asia - - - - "	300	1,016	243	145
Egypt - - - - - "	133	104	491,916	276,102
German East Africa - - "	265	145	64	125
Madagascar - - - - - "	..	..	83	113
Portuguese East Africa - "	3,961	2,080	330	425
United States - - - - - "	137	203	76,198	43,380
Other Countries - - - "	208	269	500	328
	89,578	57,201	22,971,203	11,189,618

## No. 11—continued.

QUANTITY and VALUE of IMPORTS and EXPORTS of PRINCIPAL ARTICLES in 1901-02.  
distinguishing COUNTRIES—continued.

ARTICLES AND COUNTRIES.	IMPORTS.		EXPORTS.	
	Quantity.	Value.	Quantity.	Value.
<b>VI.—RAW MATERIALS AND UNMANUFACTURED ARTICLES—continued.</b>				
<b>SILK, RAW (including chasam and cocoons):</b>				
United Kingdom - - - - - Lbs.			599,608	156,046
Aden - - - - - "			6,354	1,194
China, Hong Kong - - - - - "	744,476	149,141		
Straits Settlements - - - - - "	437,860	104,965	1,433	161
Austria-Hungary - - - - - "	3,057	1,565		
France - - - - - "			1,327,700	272,765
Italy - - - - - "			17,951	9,546
Russia - - - - - "	21,806	10,259		
Arabia - - - - - "			16,316	5,442
China, Treaty Ports - - - - - "	886,114	270,919		
Japan - - - - - "	32,752	2,445		
Mekran and Somiani - - - - - "			4,871	1,083
Persia - - - - - "	382	127	937	364
Turkey in Asia - - - - - "			1,630	379
Egypt - - - - - "			10,029	1,214
British East Africa - - - - - "			1,979	389
United States - - - - - "			5,976	3,296
Other Countries - - - - - "	2,036	326	918	153
	2,128,483	539,747	1,995,702	452,032
<b>WOOD:</b>				
United Kingdom - - - - - "		7,566		336,399
Gibraltar - - - - - "				3,968
Malta - - - - - "				133
Aden - - - - - "				2,559
Ceylon - - - - - "		8,726		43,317
China, Hong Kong - - - - - "				3,358
Straits Settlements - - - - - "		22,956		1,381
British East Africa - - - - - "		1,444		5,961
Cape Colony - - - - - "				15,107
Mauritius - - - - - "				29,864
Natal - - - - - "				797
Canada - - - - - "		14,419		
Australia - - - - - "		5,167		3,507
Austria-Hungary - - - - - "		12,060		9,870
Denmark - - - - - "				760
France - - - - - "				9,264
Germany - - - - - "		5,333		37,096
Holland - - - - - "				3,213
Italy - - - - - "				3,273
Norway - - - - - "		5,119		
Sweden - - - - - "		2,792		
Arabia - - - - - "				4,218
China, Treaty Ports - - - - - "				1,367
Mekran and Somiani - - - - - "				216
Persia - - - - - "				1,648
Siam - - - - - "		87,491		
Turkey in Asia - - - - - "				4,305
Egypt - - - - - "				2,817
German East Africa - - - - - "				317
Madagascar - - - - - "		496		
Portuguese East Africa - - - - - "				136
United States - - - - - "		16,485		19,460
Other Countries - - - - - "		64		5,589
		190,122		549,810
<b>WOOL, RAW:</b>				
United Kingdom - - - - - Lbs.	18,544	651	25,790,983	724,177
Aden - - - - - "	9,184	118		
Ceylon - - - - - "	143,527	6,191		
Straits Settlements - - - - - "	113,260	2,188		
Australia - - - - - "	360,239	7,705		
Belgium - - - - - "			149,856	4,090
Russia - - - - - "	13,888	413		
Arabia - - - - - "	206,024	3,233		
Japan - - - - - "			396,708	11,464
Mekran and Somiani - - - - - "	534,023	5,438		
Persia - - - - - "	2,523,652	44,562		
Turkey in Asia - - - - - "	69,552	1,242		
United States - - - - - "			954,855	21,425
Other Countries - - - - - "	280	12	3,092	50
	3,992,173	71,753	27,295,494	761,206
<b>OTHER SORTS</b>		204,433		182,314
<b>TOTAL RAW MATERIALS AND UNMANUFACTURED ARTICLES</b>		2,544,196		36,242,630

## No. 11—continued.

QUANTITY and VALUE of IMPORTS and EXPORTS of PRINCIPAL ARTICLES in 1901-02,  
distinguishing COUNTRIES—continued.

ARTICLES AND COUNTRIES.	IMPORTS.		EXPORTS.	
	Quantity.	Value.	Quantity.	Value.
<b>VII.—ARTICLES MANUFACTURED AND PARTLY MANUFACTURED:</b>				
<b>COTTON:</b>				
<b>TWIST AND YARN:</b>				
United Kingdom - - - - Lbs.	36,177,516	1,664,719	138,173	7,203
Aden - - - - - "	5,750	215	1,870,899	47,851
Ceylon - - - - - "	145,874	4,063	384,929	14,234
China, Hong Kong	...	...	116,068,520	2,642,797
Straits Settlements - - - - "	...	...	5,010,669	132,113
British East Africa - - - - "	...	...	119,290	3,195
Austria-Hungary - - - - "	715,525	34,713	...	...
Belgium - - - - - "	572,979	27,054	...	...
France - - - - - "	44,200	2,130	...	...
Germany - - - - - "	37,923	2,202	...	...
Holland - - - - - "	40,640	2,084	...	...
Italy - - - - - "	551,367	27,271	...	...
Turkey in Europe - - - - "	...	...	11,215	211
Arabia - - - - - "	4,716	701	649,230	18,260
China, Treaty Ports - - - - "	...	...	144,165,076	3,255,936
Javn - - - - - "	...	...	66,638	2,252
Mekran and Sonmani - - - - "	...	...	7,368	339
Persia - - - - - "	...	...	3,015,742	93,353
Philippine Islands - - - - "	...	...	14,600	340
Siam - - - - - "	...	...	14,000	437
Sumatra - - - - - "	...	...	20,000	500
Turkey in Asia - - - - - "	...	...	2,310,430	54,344
Abyssinia - - - - - "	...	...	46,100	1,121
Egypt - - - - - "	...	...	284,800	6,987
Other Countries - - - - - "	2,919	132	10,123	269
	38,299,409	1,764,684	274,207,802	6,281,742
<b>PIECE GOODS:</b>				
<b>GREY (unbleached):</b>				
United Kingdom - - - - Yds.	1,178,464,314	9,618,001	111,714	1,412
Aden - - - - - "	23,725	202	11,342,411	102,573
Ceylon - - - - - "	1,543,732	16,848	787,942	9,518
Straits Settlements - - - - "	9,303	101	2,178,056	21,926
British East Africa - - - - "	...	...	7,726,316	65,173
Mauritius - - - - - "	...	...	2,629,371	23,713
Natal - - - - - "	...	...	94,478	1,168
Belgium - - - - - "	59,400	487	...	...
Germany - - - - - "	66,405	827	...	...
Holland - - - - - "	45,072	430	...	...
Italy - - - - - "	362,270	4,457	...	...
Turkey in Europe - - - - "	...	...	13,340	111
Arabia - - - - - "	11,048	110	3,140,695	26,060
China, Treaty Ports - - - - "	...	...	1,299,372	11,328
Mekran and Sonmani - - - - "	...	...	234,840	2,098
Persia - - - - - "	...	...	6,707,585	64,868
Philippine Islands - - - - "	...	...	25,440	249
Siam - - - - - "	...	...	118,877	1,022
Turkey in Asia - - - - - "	11,250	106	3,822,208	35,095
Abyssinia - - - - - "	...	...	1,935,121	13,201
Egypt - - - - - "	...	...	588,486	5,147
German East Africa - - - - "	...	...	1,756,167	15,753
Madagascar - - - - - "	...	...	34,005	381
Portuguese East Africa - - - - "	...	...	5,521,429	39,563
United States - - - - - "	6,119,080	73,593	...	...
Other Countries - - - - - "	48,728	414	27,889	312
	1,186,764,327	9,715,576	50,095,742	440,671
<b>WHITE (bleached):</b>				
United Kingdom - - - - Yds.	574,381,301	5,139,715	12,184	147
Malta - - - - - "	...	219	5,436	512
Aden - - - - - "	9,099	...	2,551,930	24,073
Ceylon - - - - - "	288,700	4,330	780,410	9,153
China, Hong Kong	9,445	110	11,438	157
Straits Settlements - - - - "	868,090	13,087	1,555,011	15,970
British East Africa - - - - "	5,006	107	1,092,152	13,721
Mauritius - - - - - "	...	...	590,119	5,696
Natal - - - - - "	...	...	53,641	714
Austria-Hungary - - - - "	1,175,410	18,930	...	...
Belgium - - - - - "	291,588	3,756	...	...
France - - - - - "	73,986	1,932	3,421	306
Germany - - - - - "	149,202	2,589	...	...
Holland - - - - - "	1,771,135	21,939	...	...
Italy - - - - - "	995,390	21,620	...	...
Turkey in Europe - - - - "	...	...	9,518	530
Arabia - - - - - "	...	...	2,619,316	26,537
Japan - - - - - "	18,903	196	103,400	1,333
Mekran and Sonmani - - - - "	...	...	109,037	980
Persia - - - - - "	18,044	160	2,594,433	23,111
Philippine Islands - - - - "	...	...	7,956	117

## No. 11—continued.

QUANTITY and VALUE of IMPORTS and EXPORTS of PRINCIPAL ARTICLES in 1901-02,  
distinguishing COUNTRIES—continued.

ARTICLES AND COUNTRIES.	IMPORTS.		EXPORTS.	
	Quantity.	Value.	Quantity.	Value.
<b>VII.—ARTICLES MANUFACTURED AND PARTLY MANUFACTURED—continued</b>				
<b>COTTON—continued.</b>				
<b>WHITE (bleached)—continued.</b>				
Turkey in Asia - - - - Yds.	..	..	166,397	1,739
Abyssinia - - - - - "	..	..	90,792	847
Egypt - - - - - "	...	..	22,968	709
German East Africa - - - - "	.	.	39,400	454
Madagascar - - - - - "	.	.	36,556	315
Portuguese East Africa - - - - "	.	.	332,457	4,254
United States - - - - - "	28,394	495	.	.
Other Countries - - - - - "	5,048	44	16,429	240
"	580,088,741	5,229,229	12,804,401	131,615
<b>COLOURED, PRINTED, OR DYED :</b>				
United Kingdom - - - - Yds.	401,232,497	4,099,961	178,199	3,216
Aden - - - - - "	.	.	7,753,896	88,542
Ceylon - - - - - "	404,594	7,854	8,487,426	164,839
China, Hong Kong - - - - "	29,142	558	82,713	857
Straits Settlements - - - - "	1,024,894	10,029	18,623,900	364,331
British East Africa - - - - "	.	...	4,333,877	52,689
Cape Colony - - - - - "	.	...	8,320	115
Mauritius - - - - - "	.	...	1,346,331	17,615
Natal - - - - - "	.	...	715,191	11,852
Austria-Hungary - - - - "	1,802,074	49,167	...	...
Belgium - - - - - "	1,347,627	37,874	...	...
France - - - - - "	2,598,693	45,727	8,486	430
Germany - - - - - "	1,022,422	41,962	.	.
Holland - - - - - "	10,424,399	117,714	.	.
Italy - - - - - "	2,270,346	67,524	.	.
Arabia - - - - - "	..	..	9,880,341	129,123
China, Treaty Ports - - - - "	.	.	41,845	869
Japan - - - - - "	15,924	154	12,498	114
Java - - - - - "	.	.	1,893,444	16,012
Mekran and Sonmiani - - - - "	.	.	12,093,307	175,433
Persia - - - - - "	.	.	7,546,065	98,379
Philippine Islands - - - - "	.	.	393,640	6,831
Siam - - - - - "	.	.	4,270,640	60,300
Turkey in Asia - - - - - "	.	.	133,861	1,750
Abyssinia - - - - - "	.	.	91,133	1,835
Egypt - - - - - "	11,734	398	1,353,885	15,347
German East Africa - - - - "	...	...	160,554	1,823
Madagascar - - - - - "	.	.	2,639,018	31,558
Portuguese East Africa - - - - "	.	.	51,532	948
United States - - - - - "	657,907	10,403	20,559	370
Other Countries - - - - - "	19,044	299	.	.
"	422,861,297	4,489,624	82,100,661	1,245,178
<b>HANDKERCHIEFS AND SHAWLS IN THE PIECE :</b>				
United Kingdom - - - - No.	9,206,135	117,235	1,560,889	39,764
Aden - - - - - "	.	.	71,313	999
Ceylon - - - - - "	.	.	47,456	852
Straits Settlements - - - - "	.	.	27,466	707
British East Africa - - - - "	.	.	63,202	1,180
Cape Colony - - - - - "	.	.	16,396	337
Mauritius - - - - - "	.	.	119,240	1,438
Natal - - - - - "	.	.	31,636	621
Austria-Hungary - - - - "	272,320	2,688	...	...
Belgium - - - - - "	17,550	670	.	.
France - - - - - "	24,600	221	.	.
Germany - - - - - "	24,942	2,645	.	.
Holland - - - - - "	41,814	1,391	.	.
Italy - - - - - "	362,113	3,621	.	.
Arabia - - - - - "	.	.	131,444	4,725
Persia - - - - - "	.	.	254,098	2,782
Turkey in Asia - - - - - "	..	..	139,884	2,025
Egypt - - - - - "	.	.	44,801	1,017
Madagascar - - - - - "	.	.	18,600	124
Portuguese East Africa - - - - "	.	.	84,145	911
Other Countries - - - - - "	6,412	89	13,690	359
"	9,955,886	128,560	2,624,260	57,841
<b>HOSIERY, PURE AND MIXED :</b>				
United Kingdom - - - - - "	—	45,777	—	619
Aden - - - - - "	..	..	—	562
Ceylon - - - - - "	—	15,639	—	327
China, Hong Kong - - - - - "	..	..	—	..

## No. 11—continued.

QUANTITY and VALUE of IMPORTS and EXPORTS of PRINCIPAL ARTICLES in 1901-02,  
distinguishing COUNTRIES—continued.

ARTICLES AND COUNTRIES.	IMPORTS.		EXPORTS.	
	Quantity.	Value.	Quantity.	Value.
<b>VII.—ARTICLES MANUFACTURED AND PARTLY MANUFACTURED—continued.</b>				
<b>COTTON—continued.</b>				
<b>HOSIERY, PURE AND MIXED—continued.</b>				
Straits Settlements	—	3,032	—	1,095
British East Africa	—	—	—	2,181
Mauritius	—	—	—	436
Natal	—	—	—	902
Austria-Hungary	—	46,061	—	—
Belgium	—	4,240	—	—
France	—	30,084	—	—
Germany	—	61,329	—	—
Holland	—	1,141	—	—
Italy	—	89,480	—	—
Spain	—	3,400	—	—
Arabia	—	—	—	161
Japan	—	4,023	—	—
Persia	—	—	—	1,075
Turkey in Asia	—	—	—	599
German East Africa	—	—	—	363
Portuguese East Africa	—	—	—	2,699
Other Countries	—	136	—	237
	—	304,342	—	11,256
<b>THREAD, SEWING :</b>				
United Kingdom	753,944	104,960	—	—
Aden	—	—	4,311	158
Ceylon	—	—	14,501	959
Straits Settlements	615	182	7,496	427
British East Africa	—	—	13,698	675
Natal	—	—	2,915	196
Austria-Hungary	86,206	8,558	—	—
Belgium	11,649	1,198	—	—
Germany	25,653	2,762	—	—
Arabia	—	—	12,569	766
Persia	—	—	52,784	3,588
Turkey in Asia	—	—	30,839	1,990
Portuguese East Africa	—	—	11,033	566*
Other Countries	1,534	89	2,155	160
	879,601	117,749	152,301	9,485
<b>OTHER COTTON MANUFACTURES</b>	—	180,221	—	30,674
<b>TOTAL COTTON GOODS (excluding twist and yarn) :</b>				
United Kingdom	—	19,207,551	—	48,273
Malta	—	—	—	558
Aden	—	530	—	218,933
Ceylon	—	44,843	—	190,324
China, Hong Kong	—	763	—	1,516
Straits Settlements	—	26,857	—	411,037
British East Africa	—	266	—	137,164
Cape Colony	—	—	—	553
Mauritius	—	—	—	49,383
Natal	—	—	—	15,625
Australia	—	—	—	2,143
Austria-Hungary	—	132,637	—	—
Belgium	—	88,013	—	894
France	—	78,341	—	911
Germany	—	133,483	—	5,037
Holland	—	169,562	—	—
Italy	—	188,320	—	—
Spain	—	3,400	—	—
Turkey in Europe	—	—	—	665
Arabia	—	169	—	185,772
China, Treaty Ports	—	—	—	12,291
Japan	—	4,879	—	1,341
Java	—	—	—	297
Mekran and Sanniani	—	—	—	19,154
Persia	—	287	—	271,192
Philippine Islands	—	—	—	98,875
Siam	—	—	—	8,401
Turkey in Asia	—	124	—	101,948
Abyssinia	—	—	—	15,845
Egypt	—	491	—	8,885
German East Africa	—	—	—	32,098
Madagascar	—	—	—	2,715

No. 11—*continued.*QUANTITY and VALUE of IMPORTS and EXPORTS of PRINCIPAL ARTICLES in 1901-02,  
distinguishing COUNTRIES—*continued.*

ARTICLES AND COUNTRIES.	IMPORTS.		EXPORTS	
	Quantity.	Value.	Quantity.	Value.
<b>VII.—ARTICLES MANUFACTURED AND PARTLY MANUFACTURED—<i>continued.</i></b>				
<b>TOTAL COTTON GOODS (excluding twist and yarn)—<i>continued.</i></b>				
Portuguese East Africa . . . . .	—	...	—	79,749
United States . . . . .	—	84,585	—	4,081
West Indies . . . . .	—	...	—	175
Other Countries . . . . .	—	180	—	885
	—	20,165,301	—	1,926,720
<b>FLAX, MANUFACTURES OF (including twist and yarn).</b>				
United Kingdom . . . . .	—	126,045	—	—
Aden . . . . .	—	...	—	672
Straits Settlements . . . . .	—	...	—	354
Austria-Hungary . . . . .	—	516	—	—
Belgium . . . . .	—	3,040	—	—
France . . . . .	—	229	—	—
Germany . . . . .	—	1,478	—	—
Italy . . . . .	—	100	—	—
Siam . . . . .	—	...	—	229
United States . . . . .	—	1,245	—	—
Other Countries . . . . .	—	134	—	562
	—	132,787	—	1,817
<b>HEMP, MANUFACTURES OF (excluding cordage).</b>				
United Kingdom . . . . .	—	8,262	—	—
Ceylon . . . . .	—	...	—	857
Straits Settlements . . . . .	—	320	—	—
Germany . . . . .	—	298	—	—
Other Countries . . . . .	—	50	—	109
	—	8,930	—	966
<b>JUTE MANUFACTURES (including Twist and Yarn).</b>				
<b>GUNNY BAGS:</b>				
United Kingdom . . . . . No.	—	—	28,677,218	413,944
Aden . . . . . "	—	—	478,183	6,931
Ceylon . . . . . "	3,563,292	30,451	635,698	10,447
China, Hong Kong . . . . . "	—	—	24,063,400	226,941
Straits Settlements . . . . . "	85,853	852	23,733,290	319,233
British East Africa . . . . . "	—	—	264,578	4,075
Cape Colony . . . . . "	—	—	3,931,500	73,157
Mauritius . . . . . "	292,028	1,612	3,441,500	44,174
Natal . . . . . "	—	—	2,813,500	39,339
British Guiana . . . . . "	—	—	28,300	562
Canada . . . . . "	—	—	766,900	12,733
Australia . . . . . "	—	—	48,447,580	801,108
Austria-Hungary . . . . . "	—	—	681,700	7,956
Belgium . . . . . "	—	—	4,636,800	69,611
France . . . . . "	—	—	661,450	10,601
Germany . . . . . "	—	—	9,806,200	116,134
Greece . . . . . "	—	—	195,300	2,491
Holland . . . . . "	—	—	337,800	4,223
Turkey in Europe . . . . . "	—	—	2,808,600	47,681
Arabia . . . . . "	21,420	177	130,450	1,547
China, Treaty Ports . . . . . "	—	—	4,052,200	55,165
Cochin China . . . . . "	—	—	387,200	4,684
Japan . . . . . "	—	—	40,500	620
Java . . . . . "	—	—	345,950	6,050
Mekran and Sonmiani . . . . . "	—	—	14,351	167
Persia . . . . . "	—	—	295,723	4,311
Philippine Islands . . . . . "	—	—	250,400	3,283
Siam . . . . . "	—	—	934,650	12,108
Sumatra . . . . . "	—	—	7,200	115
Turkey in Asia . . . . . "	—	—	4,359,530	79,856
Egypt . . . . . "	—	—	8,130,900	178,799
Madagascar . . . . . "	—	—	27,900	412
North Africa . . . . . "	—	—	153,750	2,382
Portuguese East Africa . . . . . "	—	—	225,850	3,603
United States . . . . . "	—	—	25,322,600	217,519
West Indies . . . . . "	—	—	5,685,100	104,834
Mexico . . . . . "	—	—	406,300	4,774
Argentine Republic . . . . . "	—	—	763,600	7,386
Chile . . . . . "	—	—	14,994,700	166,864
Ecuador . . . . . "	—	—	78,600	1,262
Peru . . . . . "	—	—	1,701,902	26,647
Sandwich Islands . . . . . "	—	—	4,928,700	50,003
Other Countries . . . . . "	9,210	92	479,100	6,838
	3,971,803	33,184	230,126,651	3,150,550



## No. 11—continued.

QUANTITY and VALUE of IMPORTS and EXPORTS of PRINCIPAL ARTICLES in 1901-02,  
distinguishing COUNTRIES—continued.

ARTICLES AND COUNTRIES.	IMPORTS.		EXPORTS.	
	Quantity.	Value.	Quantity.	Value.
<b>VII.—ARTICLES MANUFACTURED AND PARTLY MANUFACTURED—continued.</b>				
<b>GUNNY CLOTH :</b>				
United Kingdom . . . Yds.	60,342	867	52,145,200	319,312
Ceylon . . . . .	...	...	1,769,050	13,740
China, Hong Kong . . . . .	...	...	21,482,898	147,482
Straits Settlements . . . . .	...	...	246,956	1,443
Cape Colony . . . . .	...	...	46,607	340
Natal . . . . .	...	...	60,800	509
Canada . . . . .	...	...	1,526,200	9,621
Australia . . . . .	...	...	10,103,870	73,487
Austria-Hungary . . . . .	...	...	110,400	751
Belgium . . . . .	...	...	51,000	254
Germany . . . . .	...	...	12,616,000	90,885
Norway . . . . .	...	...	50,000	258
Sweden . . . . .	...	...	200,000	1,183
Turkey in Europe . . . . .	...	...	230,000	1,227
China, Treaty Ports . . . . .	...	...	1,213,000	7,896
Cochin China . . . . .	...	...	12,000	107
Japan . . . . .	...	...	294,600	2,146
Persia . . . . .	...	...	118,700	1,099
Turkey in Asia . . . . .	...	...	316,000	1,829
Egypt . . . . .	...	...	114,000	898
North Africa . . . . .	...	...	36,000	200
United States . . . . .	...	...	273,308,600	1,625,911
Argentine Republic . . . . .	...	...	38,460,200	267,460
Chile . . . . .	...	...	623,000	3,769
Peru . . . . .	...	...	35,000	233
Uruguay . . . . .	...	...	3,371,000	23,759
Other Countries . . . . .	4,140	56	25,540	179
	64,482	923	418,566,614	2,595,978
<b>OTHER JUTE MANUFACTURES (including Twist and Yarn) . . . . .</b>	—	27,418	—	61,319
<b>TOTAL JUTE MANUFACTURES (including Twist and Yarn) :</b>	—	61,525	—	5,807,847
<b>SILK :</b>				
<b>PIECE GOODS :</b>				
United Kingdom . . . Yds.	789,018	54,353	443,063	28,614
Gibraltar . . . . .	...	...	19,187	612
Malta . . . . .	...	...	13,216	447
Aden . . . . .	...	...	27,882	1,841
Ceylon . . . . .	43,810	2,252	21,011	1,274
China, Hong Kong . . . . .	2,783,001	144,261	58,377	2,487
Straits Settlements . . . . .	81,631	4,606	52,243	3,883
British East Africa . . . . .	...	...	67,893	4,794
Cape Colony . . . . .	...	...	24,470	965
Mauritius . . . . .	...	...	27,578	1,645
Natal . . . . .	...	...	324,117	15,381
Australia . . . . .	...	...	27,844	4,248
Austria-Hungary . . . . .	39,443	2,395	...	...
Belgium . . . . .	11,092	907	...	...
France . . . . .	1,089,334	71,951	201,423	13,016
Germany . . . . .	24,859	2,193	3,045	163
Holland . . . . .	12,537	1,246	...	...
Italy . . . . .	255,804	13,865	2,490	136
Russia . . . . .	16,522	1,085	...	...
Arabia . . . . .	...	...	87,476	5,555
China, Treaty Ports . . . . .	1,348,130	83,777	...	...
Japan . . . . .	6,104,589	194,298	21,750	892
Java . . . . .	...	...	8,872	322
Mekran and Sonmiani . . . . .	...	...	1,737	130
Persia . . . . .	...	...	62,371	4,377
Turkey in Asia . . . . .	522	121	49,381	3,071
Egypt . . . . .	21,283	1,004	79,830	3,502
German East Africa . . . . .	...	...	1,714	141
Madagascar . . . . .	...	...	3,990	256
Portuguese East Africa . . . . .	...	...	6,592	394
Other Countries . . . . .	3,705	249	3,129	196
	12,625,280	578,563	1,640,681	98,342

## No. 11—continued.

QUANTITY and VALUE of IMPORTS and EXPORTS of PRINCIPAL ARTICLES in 1901-02,  
distinguishing COUNTRIES—continued.

ARTICLES AND COUNTRIES.	IMPORTS.		EXPORTS.	
	Quantity.	Value.	Quantity.	Value.
<b>VII—ARTICLES MANUFACTURED AND PARTLY MANUFACTURED—continued.</b>				
<b>SILK—continued.</b>				
<b>GOODS OF SILK MIXED WITH OTHER MATERIALS:</b>				
United Kingdom - - - Yds.	633,167	32,016	41,956	1,309
Malta - - - - - "	..	..	3,924	313
Aden - - - - - "	..	..	8,745	472
Ceylon - - - - - "	7,129	408	22,738	1,155
China, Hong Kong - - - "	93,202	4,455	..	..
Straits Settlements - - - "	46,186	1,670	44,866	1,832
British East Africa - - - "	..	..	1,308	132
Mauritius - - - - - "	..	..	3,198	145
Natal - - - - - "	..	..	10,063	575
Austria-Hungary - - - "	180,400	9,544	..	..
Belgium - - - - - "	720,365	44,163	..	..
France - - - - - "	1,901,951	84,008	57,711	2,837
Germany - - - - - "	400,792	26,648	..	..
Holland - - - - - "	167,225	7,273	..	..
Italy - - - - - "	632,371	28,300	1,632	101
Turkey in Europe - - - "	..	..	14,667	976
Arabia - - - - - "	..	..	47,145	2,037
Japan - - - - - "	8,600	360	..	..
Persia - - - - - "	..	..	44,590	2,479
Turkey in Asia - - - "	..	..	13,185	1,169
Egypt - - - - - "	52,817	1,891	4,477	247
United States - - - - "	..	..	3,025	275
Other Countries - - - - "	2,795	180	322	40
..	4,847,000	240,916	323,552	16,094
OTHER SILK MANUFACTURES - Lbs.	804,069	170,322	1,994	733
TOTAL SILK MANUFACTURES - - -	—	989,801	—	115,169
<b>WOOL.</b>				
<b>CARPETS AND RUGS:</b>				
United Kingdom - - - Lbs.	618,896	43,218	1,117,089	106,148
Malta - - - - - "	..	..	645	143
Ceylon - - - - - "	..	..	3,512	454
Straits Settlements - - - "	..	..	2,035	193
Australia - - - - - "	..	..	19,837	2,272
Austria-Hungary - - - "	1,116	204	5,549	692
France - - - - - "	19,965	1,538	7,038	897
Germany - - - - - "	217,926	8,917	12,712	1,273
Holland - - - - - "	..	..	96	166
Persia - - - - - "	22,796	2,151	..	..
Turkey in Asia - - - - "	2,095	191	..	..
Egypt - - - - - "	..	..	922	122
United States - - - - "	..	..	401,340	54,560
Other Countries - - - - "	5,417	392	5,040	510
..	888,211	56,611	1,576,615	167,430
<b>PIECE GOODS:</b>				
United Kingdom - - - Yds	9,379,266	582,491	10,631	835
Aden - - - - - "	..	..	11,206	917
Ceylon - - - - - "	5,553	317	59,390	3,785
China, Hong Kong - - - "	4,244	177	3,639	325
Straits Settlements - - - "	11,437	327	41,092	1,962
British East Africa - - - "	..	..	22,095	1,626
Mauritius - - - - - "	..	..	19,583	1,079
Australia - - - - - "	..	..	5,293	476
Austria-Hungary - - - "	806,326	30,085	..	..
Belgium - - - - - "	226,645	16,545	..	..
France - - - - - "	535,910	22,185	..	..
Germany - - - - - "	4,838,313	210,557	1,757	116
Holland - - - - - "	105,605	7,813	..	..
Italy - - - - - "	189,605	10,438	..	..
Russia - - - - - "	1,402	183	..	..
Arabia - - - - - "	..	..	18,109	1,953
Japan - - - - - "	13,183	381	..	..
Persia - - - - - "	..	..	81,398	6,656
Portuguese East Africa - - - "	..	..	10,858	805
Other Countries - - - - "	2,136	149	3,346	298
..	16,119,625	881,648	288,397	20,733

No. 11—*continued.*QUANTITY AND VALUE OF IMPORTS AND EXPORTS OF PRINCIPAL ARTICLES IN 1901-02,  
distinguishing COUNTRIES—*continued.*

ARTICLES AND COUNTRIES.	IMPORTS.		EXPORTS.	
	Quantity.	Value.	Quantity.	Value.
<b>VII.—ARTICLES MANUFACTURED AND PARTLY MANUFACTURED—<i>continued.</i></b>				
<b>WOOL—<i>continued.</i></b>				
<b>SHAWLS :</b>				
United Kingdom . . . . . No.	576,722	97,157	637	540
Aden . . . . . "	...	...	438	148
Straits Settlements . . . . . "	...	...	2,069	779
British East Africa . . . . . "	...	...	354	188
Natal . . . . . "	...	...	2,724	343
Austria-Hungary . . . . . "	53,722	7,501	...	...
Belgium . . . . . "	4,771	637	...	...
Germany . . . . . "	569,213	98,304	125	218
Italy . . . . . "	9,940	562	...	...
Arabia . . . . . "	...	...	2,165	846
Persia . . . . . "	...	...	406	2,087
Egypt . . . . . "	...	...	287	121
Other Countries . . . . . "	858	90	1,066	228
"	1,215,226	204,251	10,271	5,498
<b>OTHER WOOLLEN MANUFACTURES - Lbs.</b>	<b>1,776,950</b>	<b>170,489</b>	<b>315,833</b>	<b>14,987</b>
<b>TOTAL, WOOLLEN MANUFACTURES</b>	<b>—</b>	<b>1,312,999</b>	<b>—</b>	<b>208,648</b>
<b>TOTAL, YARNS AND TEXTILE FABRICS</b>	<b>—</b>	<b>24,436,027</b>	<b>—</b>	<b>14,342,909</b>
<b>APPAREL :</b>				
<b>APPAREL (including drapery, haberdashery, millinery, &amp;c., but excluding hosiery) :</b>				
United Kingdom . . . . .	—	468,547	—	72,585
Gibraltar . . . . .	...	...	—	1,481
Malta . . . . .	...	...	—	421
Aden . . . . .	...	422	—	5,382
Ceylon . . . . .	...	7,687	—	17,738
China, Hong Kong . . . . .	...	12,752	—	1,656
Straits Settlements . . . . .	...	24,352	—	15,282
British East Africa . . . . .	...	111	—	9,951
Cape Colony . . . . .	...	...	—	2,794
Mauritius . . . . .	...	...	—	6,874
Natal . . . . .	...	385	—	23,984
Australia . . . . .	...	275	—	3,873
Austria-Hungary . . . . .	...	156,372	—	272
Belgium . . . . .	...	9,074	—	...
France . . . . .	...	174,920	—	1,416
Germany . . . . .	...	66,652	—	1,131
Holland . . . . .	...	1,772	—	...
Italy . . . . .	...	26,959	—	197
Russia . . . . .	...	7,647	—	...
Turkey in Europe . . . . .	...	...	—	197
Arabia . . . . .	...	...	—	3,796
China, Treaty Ports . . . . .	...	6,470	—	1,970
Japan . . . . .	...	23,907	—	164
Java . . . . .	...	...	—	557
Mekran and Sonmiani . . . . .	...	...	—	364
Persia . . . . .	...	105	—	5,429
Philippine Islands . . . . .	...	...	—	308
Siam . . . . .	...	...	—	1,643
Turkey in Asia . . . . .	...	...	—	2,818
Abyssinia . . . . .	...	...	—	202
Egypt . . . . .	...	2,942	—	2,375
German East Africa . . . . .	...	...	—	606
Madagascar . . . . .	...	...	—	162
Portuguese East Africa . . . . .	...	...	—	5,106
United States . . . . .	...	2,235	—	6,927
Other Countries . . . . .	...	575	—	458
"	—	994,161	—	198,119
<b>BOOTS AND SHOES :</b>				
United Kingdom . . . . . Pairs	632,751	122,922	3,466	715
Aden . . . . . "	...	...	17,801	1,748
Ceylon . . . . . "	4,630	290	15,845	4,033
China, Hong Kong . . . . . "	4,442	237	1,465	296
Straits Settlements . . . . . "	28,092	1,468	8,474	2,444
British East Africa . . . . . "	...	...	47,377	4,895
Cape Colony . . . . . "	...	...	21,967	7,278
Mauritius . . . . . "	1,014	136	58,105	4,176
Natal . . . . . "	...	...	9,972	1,221

No. 11—*continued.*QUANTITY and VALUE of IMPORTS and EXPORTS of PRINCIPAL ARTICLES in 1901-02,  
distinguishing COUNTRIES—*continued.*

ARTICLES AND COUNTRIES.	IMPORTS.		EXPORTS.	
	Quantity.	Value.	Quantity.	Value.
<b>VII.—ARTICLES MANUFACTURED AND PARTLY MANUFACTURED—<i>continued.</i></b>				
<b>APPAREL—<i>continued.</i></b>				
<b>BOOTS AND SHOES—<i>continued.</i></b>				
Austria-Hungary - - - Pairs.	45,607	5,603	...	...
Germany - - - - - "	15,894	1,389	...	...
Italy - - - - - "	1,130	267	...	...
Arabia - - - - - "	...	...	2,645	176
China, Treaty Ports - - - "	...	...	3,816	1,322
Persia - - - - - "	...	...	5,406	1,186
Siam - - - - - "	...	...	981	205
Turkey in Asia - - - - - "	...	...	2,563	290
Abyssinia - - - - - "	...	...	2,980	181
Egypt - - - - - "	...	...	50,190	16,139
German East Africa - - - - - "	...	...	3,534	465
Portuguese East Africa - - - - - "	...	...	3,163	354
United States - - - - - "	6,748	2,617	...	...
Other Countries - - - - - "	5,791	340	1,624	242
..	740,099	135,269	261,374	47,366
<b>TOTAL, APPAREL - - - - -</b>	<b>—</b>	<b>1,129,430</b>	<b>..</b>	<b>245,485</b>
<b>ARMS, AMMUNITION, &amp;c. (excluding military accoutrements):</b>				
United Kingdom - - - - -	—	163,584	—	9,470
Aden - - - - -	...	...	—	856
Ceylon - - - - -	—	667	—	202
China, Hong Kong - - - - -	...	...	—	117
Straits Settlements - - - - -	—	153	—	115
British East Africa - - - - -	...	...	—	1,521
Austria-Hungary - - - - -	—	147	..	...
Belgium - - - - -	—	6,843	...	...
France - - - - -	—	246	...	..
Germany - - - - -	—	3,889	...	..
Egypt - - - - -	—	125	...	..
United States - - - - -	—	416	...	..
Other Countries - - - - -	—	248	—	549
..	—	181,318	—	12,830
<b>BOOKS AND PRINTED MATTER (including maps and charts):</b>				
United Kingdom - - - - - Cwt.	21,138	162,998	1,701	16,759
Aden - - - - -	...	...	185	1,074
Ceylon - - - - -	69	397	408	2,851
China, Hong Kong - - - - -	25	136	25	266
Straits Settlements - - - - -	68	272	3,007	11,665
British East Africa - - - - -	..	...	245	1,399
Cape Colony - - - - -	...	...	13	115
Mauritius - - - - -	...	...	48	324
Natal - - - - -	...	...	54	400
Australia - - - - -	12	241	83	862
Austria-Hungary - - - - -	73	681	...	..
Belgium - - - - -	34	270	...	..
France - - - - -	53	199	...	..
Germany - - - - -	126	829	30	384
Italy - - - - -	10	102	...	...
Russia - - - - -	...	...	217	1,600
Arabia - - - - -	...	...	88	534
China, Treaty Ports - - - - -	...	...	45	570
Persia - - - - -	13	116	444	2,945
Siam - - - - -	...	...	16	136
Turkey in Asia - - - - -	...	...	18	224
Egypt - - - - -	200	1,005	...	...
United States - - - - -	447	2,788	56	671
Other Countries - - - - -	63	382	112	671
..	22,351	170,416	6,795	43,450
<b>BUILDING AND ENGINEERING MATERIALS:</b>				
United Kingdom - - - - -	—	109,357	...	...
Aden - - - - -	..	...	...	104
Ceylon - - - - -	—	1,278	—	9,451
Straits Settlements - - - - -	—	209	—	1,629
British East Africa - - - - -	—	...	—	191
Austria-Hungary - - - - -	—	1,005	..	..
Belgium - - - - -	—	16,470	...	...
France - - - - -	—	7,669	...	...
Germany - - - - -	—	1,504	...	..
Italy - - - - -	—	1,214	...	...
Arabia - - - - -	—	163	—	188
China, Treaty Ports - - - - -	—	427	...	...
Portuguese East Africa - - - - -	..	..	—	125
Other Countries - - - - -	—	4	—	136
..	—	139,300	—	11,824

No. 11—*continued.*QUANTITY and VALUE of IMPORTS and EXPORTS of PRINCIPAL ARTICLES in 1901-02,  
distinguishing COUNTRIES—*continued.*

ARTICLES AND COUNTRIES.	IMPORTS.		EXPORTS.	
	Quantity.	Value.	Quantity.	Value.
<b>VII—ARTICLES MANUFACTURED AND PARTLY MANUFACTURED—<i>continued.</i></b>				
<b>CABINET WARE AND FURNITURE:</b>				
United Kingdom . . . . .	—	29,611	—	17,231
Aden . . . . .	...	...	...	780
Gibraltar . . . . .	...	...	...	644
Malta . . . . .	...	...	...	182
Ceylon . . . . .	—	1,774	—	1,060
China, Hong Kong . . . . .	—	1,005	—	204
Straits Settlements . . . . .	—	3,178	—	1,165
British East Africa . . . . .	...	...	...	2,181
Cape Colony . . . . .	...	...	...	138
Mauritius . . . . .	...	...	...	163
Natal . . . . .	...	...	...	1,896
Australia . . . . .	...	...	...	221
Austria-Hungary . . . . .	—	6,790	—	194
Belgium . . . . .	—	713	—	...
France . . . . .	—	503	—	463
Germany . . . . .	—	12,817	—	510
Italy . . . . .	—	432	—	382
Arabia . . . . .	—	...	—	386
China, Treaty Ports . . . . .	—	129	—	310
Japan . . . . .	—	1,093	—	125
Persia . . . . .	...	...	...	665
Siam . . . . .	...	...	...	316
Turkey in Asia . . . . .	—	...	—	1,349
Egypt . . . . .	—	510	—	579
German East Africa . . . . .	...	...	...	117
Madagascar . . . . .	...	...	...	234
Portuguese East Africa . . . . .	...	...	...	791
United States . . . . .	—	1,331	—	1,749
Other Countries . . . . .	—	301	—	176
	—	60,187	—	34,215
<b>CARRIAGES AND CARTS (excluding Railway Carriages) AND PARTS THEREOF:</b>				
United Kingdom . . . . .	—	171,648	—	4,778
Aden . . . . .	—	161	—	288
Ceylon . . . . .	—	1,084	—	489
Straits Settlements . . . . .	—	666	—	1,276
British East Africa . . . . .	...	...	...	368
Mauritius . . . . .	...	...	...	150
Australia . . . . .	—	175	—	455
Austria-Hungary . . . . .	—	503	—	...
Belgium . . . . .	—	10,977	—	...
France . . . . .	—	1,201	—	137
Germany . . . . .	—	5,959	—	506
Italy . . . . .	—	165	—	...
Japan . . . . .	—	318	—	...
Persia . . . . .	...	...	...	316
Siam . . . . .	...	...	...	188
Turkey in Asia . . . . .	...	...	...	735
United States . . . . .	—	13,511	—	...
Other Countries . . . . .	—	259	—	239
	—	206,627	—	9,925
<b>CLOCKS AND WATCHES:</b>				
United Kingdom . . . . .	50,645	19,437	91	688
Aden . . . . .	957	624	...	..
Ceylon . . . . .	1,640	557	...	..
China, Hong Kong . . . . .	629	375	...	..
Straits Settlements . . . . .	916	355	627	512
British East Africa . . . . .	492	382	1,081	389
Mauritius . . . . .	...	...	749	110
Austria-Hungary . . . . .	23,506	5,999	...	..
Belgium . . . . .	7,407	23,704	305	233
France . . . . .	140,395	53,829	...	..
Germany . . . . .	21,678	2,950	...	..
Holland . . . . .	603	125	...	..
Italy . . . . .	9,919	3,432	...	..
Persia . . . . .	...	...	920	538
Turkey in Asia . . . . .	...	...	328	102
United States . . . . .	61,189	16,794	...	...
Other Countries . . . . .	327	206	820	361
	320,303	106,645	4,921	2,933

## No. 11—continued.

QUANTITY and VALUE of IMPORTS and EXPORTS of PRINCIPAL ARTICLES in 1901-02,  
distinguishing COUNTRIES—continued.

ARTICLES AND COUNTRIES.	IMPORTS.		EXPORTS.	
	Quantity.	Value.	Quantity.	Value.
<b>VII.—ARTICLES MANUFACTURED AND PARTLY MANUFACTURED—continued.</b>				
<b>COIR, MANUFACTURES OF (excluding rope) .</b>				
United Kingdom . . . . . Cwt.	...	...	149,867	91,829
Aden . . . . . "	...	...	597	311
Ceylon . . . . . "	5,102	2,734	5,066	3,165
Straits Settlements . . . . . "	..	..	956	835
British East Africa . . . . . "	..	..	381	297
Cape Colony . . . . . "	..	..	92	185
Mauritius . . . . . "	..	..	3,526	2,403
Australia . . . . . "	...	...	2,803	2,990
Austria-Hungary . . . . . "	..	..	1,067	696
Belgium . . . . . "	..	..	35,506	22,506
France . . . . . "	..	..	26,631	16,543
Germany . . . . . "	...	...	107,432	70,657
Holland . . . . . "	..	..	14,296	9,265
Italy . . . . . "	..	..	10,964	7,021
Portugal . . . . . "	...	...	3,300	2,080
Arabia . . . . . "	..	..	3,831	1,797
Japan . . . . . "	...	...	189	249
Persia . . . . . "	..	..	1,530	766
Turkey in Asia . . . . . "	..	..	4,244	1,811
Egypt . . . . . "	..	..	150	111
United States . . . . . "	..	..	28,350	15,721
Other Countries . . . . . "	28	54	300	350
	5,130	2,788	401,078	251,588
<b>EARTHENWARE AND PORCELAIN (excluding Earthenware Piping):</b>				
United Kingdom . . . . . "	—	90,779	—	3,776
Aden . . . . . "	..	..	..	389
Ceylon . . . . . "	..	525	..	1,031
China, Hong Kong . . . . . "	..	1,725	..	218
Straits Settlements . . . . . "	..	6,974	..	...
British East Africa . . . . . "	..	..	..	264
Mauritius . . . . . "	..	..	..	477
Austria-Hungary . . . . . "	..	1,154	..	..
Belgium . . . . . "	..	51,776	..	..
France . . . . . "	..	513	..	..
Germany . . . . . "	..	13,463	..	..
Holland . . . . . "	..	297	..	..
Italy . . . . . "	..	1,074	..	..
Arabia . . . . . "	...	...	..	1,077
China Treaty Ports . . . . . "	..	449	..	438
Japan . . . . . "	..	4,106	..	...
Persia . . . . . "	..	..	..	3,490
Turkey in Asia . . . . . "	..	..	..	1,370
Portuguese East Africa . . . . . "	..	..	..	532
United States . . . . . "	..	266	..	161
Other Countries . . . . . "	..	224	..	263
	—	173,325	—	13,486
<b>GLASS AND GLASSWARE:</b>				
United Kingdom . . . . . "	..	103,982	..	2,120
Aden . . . . . "	..	145	..	2,408
Ceylon . . . . . "	..	1,044	..	1,758
China, Hong Kong . . . . . "	..	11,110	..	338
Straits Settlements . . . . . "	..	16,100	..	480
British East Africa . . . . . "	...	...	..	1,185
Mauritius . . . . . "	..	..	..	636
Natal . . . . . "	...	...	..	266
Austria-Hungary . . . . . "	..	217,557	..	184
Belgium . . . . . "	..	116,511	..	...
France . . . . . "	..	20,266	..	120
Germany . . . . . "	..	66,924	..	...
Holland . . . . . "	..	108	..	..
Italy . . . . . "	..	23,571	..	...
Arabia . . . . . "	...	...	..	1,148
China, Treaty Ports . . . . . "	..	25,598	..	487
Japan . . . . . "	..	11,492	..	161
Persia . . . . . "	..	..	..	9,864
Turkey in Asia . . . . . "	..	..	..	4,344
Egypt . . . . . "	..	642	..	..
Madagascar . . . . . "	..	..	..	294
Portuguese East Africa . . . . . "	..	..	..	999
United States . . . . . "	..	1,728	..	...
Other Countries . . . . . "	..	107	..	585
	—	616,885	—	27,377

## No. 11—continued.

QUANTITY and VALUE of IMPORTS and EXPORTS of PRINCIPAL ARTICLES in 1901-02,  
distinguishing COUNTRIES—continued.

ARTICLES AND COUNTRIES.	IMPORTS.		EXPORTS.	
	Quantity.	Value.	Quantity.	Value.
<b>VII.—ARTICLES MANUFACTURED AND PARTLY MANUFACTURED—continued.</b>				
<b>HIDES AND SKINS (dressed and tanned).</b>				
United Kingdom . . . . . Cwt.	1,644	33,198	241,507	1,561,036
Aden . . . . . "	...	...	37	179
Ceylon . . . . . "	622	1,878	249	1,759
China, Hong Kong Straits Settlements . . . . . "	657.	2,347	157	767
British East Africa . . . . . "	...	...	2,268	16,809
Australia . . . . . "	5	110	70	361
Austria-Hungary . . . . . "	12	253	24	222
Belgium . . . . . "	59	1,982	47	223
France . . . . . "	10	224	328	873
Germany . . . . . "	17	410	282	2,764
Japan . . . . . "	...	...	63	530
Persia . . . . . "	34	138	1,081	7,652
Turkey in Asia . . . . . "	...	...	58	307
Egypt . . . . . "	...	...	96	380
United States . . . . . "	3	104	649	2,437
Other Countries . . . . . "	17	151	19,534	173,122
..	3,080	45,795	3	20
..			266,453	1,769,441
<b>INSTRUMENTS, APPARATUS, AND APPLIANCES, AND PARTS THEREOF:</b>				
United Kingdom . . . . . "	—	274,053	—	9,241
Aden . . . . . "	—	144	—	129
Ceylon . . . . . "	—	1,007	—	754
China, Hong Kong Straits Settlements . . . . . "	—	224	—	—
Natal . . . . . "	...	1,341	—	820
British East Africa . . . . . "	...	...	—	309
Australia . . . . . "	...	144	—	202
Austria-Hungary . . . . . "	—	8,907	—	...
Belgium . . . . . "	—	3,532	—	...
France . . . . . "	—	5,932	—	...
Germany . . . . . "	—	21,263	—	177
Italy . . . . . "	—	6,042	—	...
China, Treaty Ports . . . . . "	...	...	—	114
Japan . . . . . "	...	278	...	...
Persia . . . . . "	...	...	...	831
United States . . . . . "	—	23,162	—	233
Other Countries . . . . . "	—	420	—	608
..	—	346,449	—	13,418
<b>JEWELLERY AND PLATE:</b>				
United Kingdom . . . . . "	—	63,943	—	20,653
Gibraltar . . . . . "	...	...	—	214
Malta . . . . . "	...	...	—	197
Aden . . . . . "	...	450	—	...
Ceylon . . . . . "	...	611	—	267
China, Hong Kong Straits Settlements . . . . . "	...	5,878	—	178
Cape Colony . . . . . "	...	2,266	—	8,530
British East Africa . . . . . "	...	...	—	422
Mauritius . . . . . "	...	...	—	1,477
Natal . . . . . "	...	...	—	388
Australia . . . . . "	...	195	—	2,838
Austria-Hungary . . . . . "	—	5,622	—	223
Belgium . . . . . "	—	639	—	...
France . . . . . "	—	2,407	—	2,020
Germany . . . . . "	—	2,550	—	344
Italy . . . . . "	—	1,187	—	...
Turkey in Europe . . . . . "	—	208	—	...
China, Treaty Ports . . . . . "	—	1,437	—	433
Japan . . . . . "	—	530	—	...
Persia . . . . . "	—	598	—	...
Turkey in Asia . . . . . "	...	...	—	114
Egypt . . . . . "	...	1,143	—	746
Portuguese East Africa . . . . . "	...	...	—	140
United States . . . . . "	—	311	—	554
Other Countries . . . . . "	—	338	—	269
..	—	90,313	—	40,007
<b>LAC (excluding stick lac and lac-dye):</b>				
United Kingdom . . . . . Cwt.	...	...	61,336	255,955
China, Hong Kong . . . . . "	...	...	887	3,729
Straits Settlements . . . . . "	...	...	276	983

No. 11—*continued.*

QUANTITY and VALUE of IMPORTS and EXPORTS of PRINCIPAL ARTICLES in 1901-02,  
distinguishing COUNTRIES—*continued.*

ARTICLES AND COUNTRIES.	IMPORTS.		EXPORTS.	
	Quantity.	Value.	Quantity.	Value
<b>VII.—ARTICLES MANUFACTURED AND PARTLY MANUFACTURED—<i>continued.</i></b>				
<b>LAC (excluding stick lac and lac-dye)—<i>continued.</i></b>				
Australia . . . . . Cwt:	...	...	777	2,991
Austria-Hungary . . . . . "	...	...	2,907	10,458
Belgium . . . . . "	...	...	664	1,983
France . . . . . "	...	...	5,032	25,393
Germany . . . . . "	...	...	15,074	54,960
Holland . . . . . "	...	...	3,376	11,266
Italy . . . . . "	...	...	397	1,128
Spain . . . . . "	...	...	79	463
China, Treaty Ports . . . . . "	...	...	164	853
United States . . . . . "	...	...	64,661	266,120
Other Countries . . . . . "	235	129	19	79
	235	129	155,649	636,361
<b>LEATHER :</b>				
United Kingdom . . . . .	—	118,038	—	5,135
Aden . . . . .	...	...	...	437
Ceylon . . . . .	...	619	...	359
Straits Settlements . . . . .	...	1,372	...	3,144
British East Africa . . . . .	...	...	...	383
Cape Colony . . . . .	...	...	...	316
Mauritius . . . . .	...	...	...	209
Natal . . . . .	...	...	...	37,533
Australia . . . . .	...	751	...	...
Austria-Hungary . . . . .	...	1,224	...	...
Belgium . . . . .	...	373	...	...
France . . . . .	...	249	...	...
Germany . . . . .	...	1,476	...	...
Italy . . . . .	...	143	...	...
Egypt . . . . .	...	...	...	295
Java . . . . .	...	...	...	101
Persia . . . . .	...	...	...	556
Philippines . . . . .	...	...	...	141
Siam . . . . .	...	...	...	523
Turkey in Asia . . . . .	...	...	...	956
United States . . . . .	...	2,372	...	...
Other Countries . . . . .	...	189	...	380
	—	126,803	—	50,471
<b>MATCHES :</b>				
United Kingdom . . . . .	...	10,652	...	...
Ceylon . . . . .	...	3,333	...	...
China, Hong Kong . . . . .	...	2,817	...	...
Straits Settlements . . . . .	...	64,216	...	...
Austria-Hungary . . . . .	...	814	...	...
Belgium . . . . .	...	42,856	...	...
Germany . . . . .	...	34,776	...	...
Norway . . . . .	...	21,124	...	...
Sweden . . . . .	...	39,568	...	...
Arabia . . . . .	...	...	...	1,128
Japan . . . . .	...	70,783	...	...
Persia . . . . .	...	...	...	867
Turkey in Asia . . . . .	...	...	...	176
Portuguese East Africa . . . . .	...	...	...	312
Other Countries . . . . .	...	118	...	291
	—	291,057	—	2,774
<b>PAINTS AND COLOURS (including painters' materials).</b>				
United Kingdom . . . . .	...	215,818	...	8,621
Aden . . . . .	...	...	...	1,059
Ceylon . . . . .	...	773	...	4,147
China, Hong Kong . . . . .	...	13,311	...	...
Straits Settlements . . . . .	...	5,320	...	414
British East Africa . . . . .	...	...	...	368
Mauritius . . . . .	...	...	...	174
Australia . . . . .	...	131	...	...
Austria-Hungary . . . . .	...	1,155	...	...
Belgium . . . . .	...	25,902	...	266
France . . . . .	...	1,350	...	...
Germany . . . . .	...	12,027	...	987
Holland . . . . .	...	542	...	...
Italy . . . . .	...	1,096	...	...
Arabia . . . . .	...	459	...	421
China, Treaty Ports . . . . .	...	169	...	...
Persia . . . . .	...	1,435	...	527
Turkey in Asia . . . . .	...	...	...	388
Portuguese East Africa . . . . .	...	...	...	270
United States . . . . .	...	6,268	...	...
Other Countries . . . . .	...	215	...	227
	—	285,971	—	17,869



No. 11—*continued.*

QUANTITY and VALUE of IMPORTS and EXPORTS of PRINCIPAL ARTICLES in 1901-02,  
distinguishing COUNTRIES—*continued.*

ARTICLES AND COUNTRIES.	IMPORTS.		EXPORTS.	
	Quantity.	Value.	Quantity,	Value.
<b>VII.—ARTICLES MANUFACTURED AND PARTLY MANUFACTURED—<i>continued.</i></b>				
<b>PAPER AND PASTEBOARD:</b>				
United Kingdom . . . . .	—	173,791	—	—
Aden . . . . .	—	—	—	229
Ceylon . . . . .	—	205	—	2,830
China, Hong Kong . . . . .	—	780	—	426
Straits Settlements . . . . .	—	3,914	—	1,186
British East Africa . . . . .	—	—	—	1,197
Mauritius . . . . .	—	—	—	132
Natal . . . . .	—	—	—	200
Austria-Hungary . . . . .	—	94,759	—	—
Belgium . . . . .	—	23,403	—	—
France . . . . .	—	253	—	—
Germany . . . . .	—	45,780	—	—
Holland . . . . .	—	693	—	—
Italy . . . . .	—	3,375	—	—
Norway . . . . .	—	808	—	—
Sweden . . . . .	—	2,220	—	—
Arabia . . . . .	—	—	—	182
China, Treaty Ports . . . . .	—	758	—	—
Japan . . . . .	—	798	—	—
Persia . . . . .	—	—	—	575
Siam . . . . .	—	—	—	285
Portuguese East Africa . . . . .	—	—	—	256
United States . . . . .	—	780	—	—
Other Countries . . . . .	—	125	—	166
	—	351,442	—	7,654
<b>SHIPS (parts of):</b>				
United Kingdom . . . . .	—	90,387	—	—
Aden . . . . .	—	—	—	154
Ceylon . . . . .	—	—	—	272
Portuguese East Africa . . . . .	—	—	—	187
Persia . . . . .	—	—	—	400
United States . . . . .	—	818	—	—
Other Countries . . . . .	—	180	—	309
	—	91,385	—	1,322
<b>SOAP:</b>				
United Kingdom . . . . . Cwt.	97,185	105,980	103	153
Ceylon . . . . .	212	274	3,120	1,144
China, Hong Kong . . . . .	—	—	229	546
Straits Settlements . . . . .	214	141	—	—
British East Africa . . . . .	—	—	260	359
Australia . . . . .	413	386	—	—
Austria-Hungary . . . . .	1,265	4,707	—	—
Belgium . . . . .	290	707	—	—
France . . . . .	144	298	—	—
Germany . . . . .	119	550	—	—
Italy . . . . .	759	1,709	—	—
Arabia . . . . .	—	—	300	227
China, Treaty Ports . . . . .	—	—	31	230
Persia . . . . .	—	—	387	376
Turkey in Asia . . . . .	—	—	578	426
United States . . . . .	443	2,556	—	—
Other Countries . . . . .	39	120	661	436
	101,083	117,428	5,669	3,897
<b>STATIONERY:</b>				
United Kingdom . . . . .	—	158,127	—	865
Aden . . . . .	—	—	—	923
Ceylon . . . . .	—	503	—	771
China, Hong Kong . . . . .	—	176	—	149
Straits Settlements . . . . .	—	397	—	1,602
British East Africa . . . . .	—	—	—	1,726
Mauritius . . . . .	—	—	—	318
Australia . . . . .	—	143	—	—
Austria-Hungary . . . . .	—	19,440	—	—
Belgium . . . . .	—	11,479	—	—
France . . . . .	—	882	—	—
Germany . . . . .	—	11,610	—	—
Holland . . . . .	—	398	—	—
Italy . . . . .	—	1,648	—	—
Arabia . . . . .	—	—	—	474

## No. 11—concluded.

QUANTITY and VALUE of IMPORTS and EXPORTS of PRINCIPAL ARTICLES in 1901-02,  
distinguishing COUNTRIES—concluded.

ARTICLES AND COUNTRIES.	IMPORTS.		EXPORTS.	
	Quantity.	Value.	Quantity.	Value.
<b>VII.—ARTICLES MANUFACTURED AND PARTLY MANUFACTURED—continued.</b>				
<b>STATIONERY—continued.</b>				
Japan	—	676	—	—
Persia	—	547	—	3,232
Siam	—	—	—	547
Turkey in Asia	—	—	—	499
Portuguese East Africa	—	—	—	386
United States	—	9,027	—	—
Other Countries	—	185	—	119
	—	215,238	—	11,611
<b>TEA-CHESTS (entire or in sections):</b>				
United Kingdom	—	54,893	—	—
China, Hong Kong	—	2,924	—	—
Germany	—	6,828	—	—
Norway	—	121	—	—
Sweden	—	1,142	—	—
Japan	—	856	—	—
United States	—	992	—	—
Other Countries	—	51	—	—
	—	67,805	—	—
<b>TOYS AND REQUISITES FOR GAMES:</b>				
United Kingdom	—	75,469	—	17,792
Aden	—	—	—	160
Ceylon	—	448	—	876
China, Hong Kong	—	141	—	229
Straits Settlements	—	626	—	225
British East Africa	—	—	—	560
Cape Colony	—	—	—	447
Mauritius	—	—	—	227
Natal	—	—	—	2,016
Australia	—	—	—	702
Austria-Hungary	—	9,749	—	530
Belgium	—	13,597	—	—
France	—	3,238	—	140
Germany	—	23,957	—	1,084
Holland	—	973	—	—
Italy	—	852	—	200
Egypt	—	—	—	240
United States	—	3,217	—	911
China, Treaty Ports	—	149	—	—
Japan	—	1,089	—	—
Persia	—	—	—	524
Philippines	—	—	—	187
Siam	—	—	—	170
Turkey in Asia	—	—	—	393
Other Countries	—	114	—	222
	—	133,619	—	27,895
<b>UMBRELLAS:</b>				
United Kingdom	No.	1,478,361	102,356	481
Aden	—	—	—	4,888
Ceylon	—	7,899	793	—
China, Hong Kong	—	73,652	1,809	—
Straits Settlements	—	335,100	4,676	2,696
British East Africa	—	—	—	36,749
Mauritius	—	—	—	3,216
Natal	—	—	—	7,781
Austria-Hungary	—	4,830	532	—
France	—	17,981	2,044	—
Germany	—	1,314	182	—
Italy	—	932	111	—
Japan	—	131,203	7,578	—
Persia	—	—	—	1,282
Turkey in Asia	—	—	—	2,595
German East Africa	—	—	—	4,215
Portuguese East Africa	—	—	—	2,424
Other Countries	—	1,078	201	3,427
	—	2,052,350	120,282	69,754
<b>OTHER SORTS</b>	—	—	—	421,204
<b>TOTAL, ARTICLES MANUFACTURED AND PARTLY MANUFACTURED</b>	—	30,465,840	—	18,005,319
<b>GRAND TOTAL</b>	—	54,313,878	—	82,976,586

## QUANTITY and VALUE of IMPORTS of GOVERNMENT STORES into BRITISH INDIA.

ARTICLES.	1897-8.		1898-9.		1899-1900.		1900-1.		1901-2.	
	Quantity.	Value.	Quantity.	Value.	Quantity.	Value.	Quantity.	Value.	Quantity.	Value.
<b>APPAREL</b> (including boots and shoes, uniforms, &c., but excluding hosiery):		<i>Rupees.</i>		<i>Rupees.</i>		£		£		£
United Kingdom	—	648,220	—	415,940	—	19,990	—	41,486	—	42,795
Other Countries	—	540	—	3,070	—	99	—	20	—	618
	—	648,760	—	419,010	—	20,089	—	41,506	—	43,413
<b>ARMS, AMMUNITION, AND MILITARY STORES:</b>										
United Kingdom	—	2,285,780	—	3,073,840	—	59,975	—	131,538	—	539,958
Other Countries	—	11,060	—	120	—	5,731	—	59,709	—	13,525
	—	2,296,840	—	3,073,960	—	65,706	—	191,247	—	553,483
<b>BOOKS AND PRINTED MATTER</b> (including maps, charts, &c.):										
United Kingdom	—	747,550	—	1,007,820	—	72,614	—	30,209	—	87,251
Other Countries	—	470	—	900	—	28	—	243	—	170
	—	748,020	—	1,008,720	—	72,642	—	30,452	—	87,421
<b>BUILDING AND ENGINEERING MATERIALS:</b>										
United Kingdom	—	262,620	—	268,080	—	16,882	—	14,530	—	13,429
Other Countries	—	300	—	1,030	—	184	—	0	—	0
	—	262,920	—	269,110	—	17,066	—	14,530	—	13,429
<b>CHEMICALS, DRUGS, etc.:</b>										
United Kingdom	—	335,730	—	326,500	—	30,640	—	22,273	—	35,521
Other Countries	—	—	—	680	—	104	—	26	—	398
	—	335,730	—	327,180	—	30,744	—	22,299	—	35,919
<b>COAL</b> (including coke and patent fuel):	<i>Tons.</i>		<i>Tons.</i>		<i>Tons.</i>		<i>Tons.</i>		<i>Tons.</i>	
United Kingdom	14,066	301,320	20,295	396,320	57,816	76,654	15,079	29,129	55,769	86,660
Other Countries	—	—	50	670	998	1,063	70	200	—	—
	14,066	301,320	20,345	396,990	58,814	77,717	15,149	29,329	55,769	86,660
<b>COTTON MANUFACTURES</b> (including yarn):										
<b>Piece Goods:</b>	<i>Yds.</i>		<i>Yds.</i>		<i>Yds.</i>		<i>Yds.</i>		<i>Yds.</i>	
United Kingdom	1,031,167	419,380	560,279	218,020	959,823	21,516	797,970	17,242	2,671,721	54,736
<b>Other sorts:</b>										
United Kingdom	—	25,600	—	37,420	—	4,286	—	1,307	—	2,133
	—	444,980	—	255,440	—	25,802	—	18,549	—	56,869
<b>EARTHENWARE AND PORCELAIN:</b>										
United Kingdom	—	17,190	—	84,550	—	6,097	—	7,224	—	3,839
<b>FLAX MANUFACTURES</b> (including Yarn):										
United Kingdom	—	138,720	—	178,130	—	10,541	—	15,912	—	37,068
<b>GLASS AND GLASSWARE:</b>										
United Kingdom	—	134,870	—	143,540	—	8,883	—	19,801	—	12,581
Other Countries	—	—	—	160	—	36	—	23	—	118
	—	134,870	—	143,700	—	8,919	—	19,824	—	12,699
<b>HARDWARE AND CUTLERY:</b>										
United Kingdom	—	1,760,400	—	1,383,510	—	107,892	—	172,782	—	205,893
Other Countries	—	9,190	—	—	—	33	—	65	—	140
	—	1,769,590	—	1,383,510	—	107,930	—	172,847	—	206,033

## No. 12—continued.

## QUANTITY and VALUE of IMPORTS of GOVERNMENT STORES into BRITISH INDIA—continued.

ARTICLES.	1897-8.		1898-9.		1899-1900.		1900-1.		1901-2.	
	Quantity	Value.	Quantity	Value.	Quantity.	Value.	Quantity.	Value.	Quantity.	Value.
INSTRUMENTS AND APPARATUS.		<i>Rupees.</i>		<i>Rupees.</i>		£		£		£
United Kingdom	—	604,040	—	319,430	—	26,470	—	28,098	—	55,181
Other Countries	—	5,090	—	5,940	—	1,110	—	1,431	—	1,073
	—	609,130	—	325,370	—	27,580	—	29,529	—	56,254
LEATHER.										
United Kingdom	—	21,230	—	86,640	—	4,340	—	3,794	—	4,795
MACHINERY AND MILLWORK.										
United Kingdom	—	724,990	—	742,210	—	124,057	—	84,922	—	141,126
Other Countries	—	—	—	120	—	6,095	—	29	—	1,354
	—	724,990	—	742,330	—	130,152	—	84,951	—	142,480
METALS.										
United Kingdom	857,861	4,637,470	395,225	3,764,870	626,225	343,544	505,327	346,731	676,218	416,775
Other Countries	2,452	88,300	4,163	193,340	63,887	63,908	38	26	556	339
	860,313	4,725,770	399,388	3,958,210	690,120	407,452	505,365	346,757	676,774	417,114
PAPER AND PASTEBOARD.										
United Kingdom	—	337,830	—	199,920	—	17,264	—	23,249	—	48,685
Other Countries	—	—	—	850	—	—	—	—	—	24
	—	337,830	—	200,770	—	17,264	—	23,249	—	48,709
PRINTING AND LITHOGRAPHING MATERIALS.										
United Kingdom	—	119,720	—	98,300	—	6,475	—	6,153	—	6,564
Other Countries	—	—	—	530	—	58	—	233	—	7
	—	119,720	—	98,830	—	6,533	—	6,386	—	6,571
RAILWAY PLANT AND ROLLING STOCK:										
Locomotives, Carriages, Trucks, &c.										
United Kingdom	—	9,573,790	—	11,206,390	—	1,036,424	—	899,385	—	1,607,905
Other Countries	—	8,550	—	169,890	—	86,472	—	47,969	—	136,739
Materials for Construction										
United Kingdom	—	16,164,850	—	8,961,080	—	514,643	—	708,001	—	586,213
Other Countries	—	149,980	—	173,140	—	46,679	—	48,276	—	35,583
	—	25,897,170	—	20,510,500	—	1,684,218	—	1,703,631	—	2,366,440
SHIPS, PARTS OF:										
United Kingdom	—	2,591	—	1,772	—	16,517	—	923	—	225,537
STATIONERY (excluding paper):										
United Kingdom	—	361,110	—	249,870	—	24,528	—	19,715	—	31,236
Other Countries	—	890	—	2,190	—	227	—	335	—	258
	—	362,000	—	252,060	—	24,755	—	20,050	—	31,494
TELEGRAPH MATERIALS:										
United Kingdom	—	413,750	—	710,420	—	66,494	—	77,368	—	86,926
Other Countries	—	2,010	—	600	—	95	—	139	—	286
	—	415,760	—	711,020	—	66,589	—	77,507	—	87,212

## No. 12—concluded.

## QUANTITY and VALUE of IMPORTS of GOVERNMENT STORES into BRITISH INDIA—concluded.

ARTICLES.	1897-8.		1898-9.		1899-1900.		1900-1.		1901-2.	
	Quantity.	Value.	Quantity.	Value.	Quantity.	Value.	Quantity.	Value.	Quantity.	Value.
WOOL, MANUFACTURES OF :		<i>Rupees.</i>		<i>Rupees.</i>		£		£		£
Piece Goods :	Yds.		Yds.		Yds.		Yds.		Yds.	
United Kingdom -	623,960	1,020,890	760,577	981,290	649,168	61,828	700,857	55,378	1,183,262	100,849
Other sorts :	Lbs.		Lbs.		Lbs.		Lbs.		Lbs.	
United Kingdom -	54,494	28,490	22,055	13,910	39,426	1,044	11,400	653	26,409	2,964
ALL OTHER ARTICLES (mainly manufactured).	—	1,049,380	—	995,200	—	62,872	—	56,031	—	103,813
United Kingdom -	—	2,044,859	—	1,711,208	—	151,473	—	143,667	—	198,933
Other Countries -	—	249,130	—	51,650	—	18,568	—	17,619	—	14,852
	—	2,293,989	—	1,762,858	—	170,041	—	161,286	—	213,785
TOTAL IMPORTS OF GOVERNMENT STORES :										
United Kingdom -	—	43,279,260	—	36,605,990	—	2,831,250	—	2,952,259	—	4,635,553
Other Countries -	—	524,460	—	605,880	—	230,495	—	125,544	—	205,494
Total -	—	43,803,720	—	37,211,870	—	3,061,745	—	3,077,803	—	4,841,047

## No. 13.

## QUANTITY and VALUE of EXPORTS (Indian and Foreign) of GOVERNMENT STORES from BRITISH INDIA.

ARTICLES.	1897-8.		1898-9.		1899-1900.		1900-1.		1901-2.	
	Quantity.	Value.	Quantity.	Value.	Quantity.	Value.	Quantity.	Value.	Quantity.	Value.
APPAREL :		<i>Rupees.</i>		<i>Rupees.</i>		£		£		£
United Kingdom -	—	1,270	—	5,420	—	1,464	—	1,315	—	4,418
Other Countries -	—	58,130	—	37,230	—	16,774	—	107,532	—	72,671
	—	59,40	—	42,650	—	18,238	—	108,847	—	77,089
ARMS AND AMMUNITION :										
United Kingdom -	—	14,370	—	16,380	—	3,994	—	582	—	3,224
Other Countries -	—	25,340	—	65,040	—	18,997	—	31,965	—	56,472
	—	25,340	—	65,040	—	18,997	—	32,547	—	59,696
BOOKS AND PRINTED MATTER (including Maps and Charts) :										
United Kingdom -	—	40,930	—	54,510	—	2,087	—	2,720	—	2,707
Other Countries -	—	2,030	—	5,180	—	236	—	3,200	—	799
	—	42,960	—	59,690	—	2,323	—	5,920	—	3,506
CHEMICALS, DRUGS, MEDICINES, AND NARCOTICS :										
United Kingdom -	—	250	—	28,220	—	1,380	—	665	—	910
Other Countries -	—	7,680	—	17,630	—	1,036	—	1,320	—	1,325
	—	7,930	—	45,852	—	2,416	—	1,985	—	2,235
METALS :										
United Kingdom -	—	12,480	—	44,300	—	669	—	11	—	313
Other Countries -	—	406,920	—	31,540	—	3,370	—	3,965	—	14,623
	—	419,400	—	75,840	—	4,039	—	3,976	—	14,936
ALL OTHER ARTICLES (mainly Manufactured).										
United Kingdom -	—	56,550	—	86,420	—	5,761	—	8,407	—	10,998
Other Countries -	—	149,720	—	339,430	—	12,821	—	71,342	—	118,481
	—	206,270	—	425,850	—	18,582	—	79,749	—	129,479
TOTAL EXPORTS OF GOVERNMENT STORES :										
United Kingdom -	—	263,010	—	252,310	—	15,955	—	13,700	—	22,570
Other Countries -	—	692,070	—	530,210	—	55,469	—	219,324	—	264,371
Total -	—	955,080	—	782,520	—	71,424	—	233,024	—	286,941

## TRADE with PRINCIPAL COUNTRIES, distinguishing PRINCIPAL ARTICLES; QUANTITIES.

ARTICLES.	1897-8.	1898-9.	1899-1900.	1900-1.	1901-2.
UNITED KINGDOM.					
Imports therefrom :					
Apparel (including Boots and Shoes) - - -	—	—	—	—	—
Arms, Ammunition, &c. - - - - -	—	—	—	—	—
Books and Printed Matter - - - Cwt.	12,099	13,676	18,478	15,733	21,138
Building and Engineering Materials - - -	—	—	—	—	—
Carriages and Carts - - - - -	—	—	—	—	—
Chemicals - - - - -	—	—	—	—	—
Coal and Coke - - - - - Tons	230,887	306,499	317,453	83,236	155,558
Cotton :					
Raw - - - - - Cwt	6,018	26,041	105,681	123,256	22,525
Twist and Yarn - - - - - Lbs.	56,508,070	43,269,479	40,799,360	32,512,827	36,177,516
Piece Goods : Grey (unbleached) - Yds.	1,137,682,211	1,251,579,561	1,270,469,439	1,183,282,443	1,178,464,314
White (bleached) - - - - - „	428,336,808	409,151,220	438,637,684	461,830,596	574,381,301
Coloured, printed, or dyed „	269,769,104	385,153,731	457,281,586	327,037,878	401,232,497
Other Manufactures - - - - -	—	—	—	—	—
Drugs and Medicines - - - - -	—	—	—	—	—
Earthenware and Porcelain - - - - -	—	—	—	—	—
Flax Manufactures - - - - -	—	—	—	—	—
Glass and Glassware - - - - -	—	—	—	—	—
Hardware and Cutlery - - - - -	—	—	—	—	—
Instruments, Apparatus and Appliances - - -	—	—	—	—	—
Ivory, and Manufactures of - - - - -	—	—	—	—	—
Jewellery, &c. - - - - -	—	—	—	—	—
Leather, Saddlery and Harness, &c. - - -	—	—	—	—	—
Liquors : Ale, &c. - - - - - Gals.	2,664,933	3,045,141	3,013,323	3,018,940	3,441,621
Spirits - - - - - „	622,991	677,202	675,838	664,777	685,036
Wines - - - - - „	168,917	167,443	156,482	173,384	162,944
Machinery and Millwork - - - - -	—	—	—	—	—
Metals : Copper - - - - - Cwt.	235,467	196,531	72,644	121,275	138,748
Iron - - - - - „	2,723,997	2,085,049	2,112,648	2,171,694	2,284,890
Lead - - - - - „	101,512	84,199	85,379	101,220	126,758
Steel - - - - - „	810,358	765,086	784,302	814,722	1,028,302
Other - - - - - „	59,284	76,260	73,332	69,429	70,528
Oils : Mineral - - - - - Gals.	2,344,277	2,180,679	1,440,698	1,938,843	1,983,639
Paints, Colours, &c. - - - - -	—	—	—	—	—
Paper, Pasteboard, &c. - - - - -	—	—	—	—	—
Provisions - - - - -	—	—	—	—	—
Railway Plant and Rolling Stock - - - - -	—	—	—	—	—
Salt - - - - - Tons	299,443	261,391	246,446	181,641	259,238
Ships, Parts of - - - - -	—	—	—	—	—
Silk Manufactures - - - - -	—	—	—	—	—
Soap - - - - - Cwt	60,096	78,247	94,455	95,558	97,185
Stationery - - - - -	—	—	—	—	—
Sugar - - - - - Cwt	46,385	35,582	65,435	145,619	211,684
Tea-chests - - - - -	—	—	—	—	—
Tobacco - - - - - Lbs.	1,280,999	1,257,703	1,391,796	2,028,634	1,969,138
Toys and requisites for Games - - - - -	—	—	—	—	—
Umbrellas - - - - - No.	2,890,283	2,236,976	2,588,272	2,404,333	1,478,361
Woollen Manufactures - - - - -	—	—	—	—	—
Other Articles - - - - -	—	—	—	—	—

## TRADE with PRINCIPAL COUNTRIES, distinguishing PRINCIPAL ARTICLES; VALUES.

ARTICLES.	1897-8.	1898-9.	1899-1900.	1900-1.	1901-2.
UNITED KINGDOM.					
Imports therefrom :	<i>Rupees.</i>	<i>Rupees.</i>	£	£	£
Apparel (including Boots and Shoes) - - -	7,798,960	8,244,600	561,850	580,400	591,471
Arms, Ammunition, &c. - - - - -	2,515,520	2,777,210	158,667	149,330	168,584
Books and Printed Matter - - - - -	1,909,650	2,048,870	144,656	144,780	162,998
Building and Engineering Materials - - -	1,451,080	1,546,420	99,730	111,063	109,357
Carriages and Carts - - - - -	2,613,150	2,559,050	145,869	129,028	171,647
Chemicals - - - - -	3,989,910	3,684,820	250,883	312,316	317,652
Coal and Coke - - - - -	4,883,820	6,070,310	432,016	153,282	227,126
Cotton :					
Raw - - - - -	143,850	611,630	169,382	252,504	49,279
Twist and Yarn - - - - -	33,852,240	24,272,310	1,563,579	1,572,487	1,664,720
Piece Goods : Grey (unbleached) - - -	126,636,260	132,821,180	9,270,293	9,459,432	9,618,001
White (bleached) - - - - -	52,598,560	48,455,760	3,467,646	3,980,979	5,139,715
Coloured, printed, or dyed - - -	38,215,960	52,299,320	4,142,926	3,522,984	4,099,961
Other Manufactures - - - - -	4,023,980	4,646,220	395,084	404,451	349,874
Drugs and Medicines - - - - -	2,844,080	2,712,960	183,040	219,096	207,711
Earthenware and Porcelain - - - - -	1,261,800	1,121,540	75,617	75,818	90,779
Flax Manufactures - - - - -	1,518,660	1,305,880	91,966	118,421	125,358
Glass and Glassware - - - - -	1,687,950	1,616,140	112,588	100,579	103,982
Hardware and Cutlery - - - - -	11,583,710	11,080,780	789,491	854,080	791,495
Instruments, Apparatus, and Appliances -	2,586,020	2,847,190	208,527	246,306	274,054
Ivory, and Manufactures of - - - - -	987,670	1,228,960	36,467	63,290	51,282
Jewellery, &c. - - - - -	823,600	887,630	79,348	90,655	258,496
Leather, Saddlery, and Harness, &c. - -	1,771,410	1,846,450	118,661	110,175	118,038
Liquors : Ale, &c. - - - - -	4,136,650	4,302,020	268,852	275,137	300,065
Spirits - - - - -	5,322,190	5,508,570	360,696	362,029	377,523
Wines - - - - -	1,868,650	1,900,540	115,033	119,382	114,187
Machinery and Millwork - - - - -	28,172,210	30,136,730	1,646,862	1,444,291	1,924,908
Metals : Copper - - - - -	9,975,420	8,333,000	254,602	434,035	483,134
Iron - - - - -	21,424,600	16,079,820	1,237,788	1,471,544	1,370,622
Lead - - - - -	1,402,700	1,167,060	88,238	120,491	129,330
Steel - - - - -	5,700,920	5,311,000	399,359	487,954	520,148
Other - - - - -	1,725,290	2,015,440	149,568	141,636	142,667
Oils : Mineral - - - - -	1,391,420	1,258,120	64,573	89,810	90,723
Paints, Colours, &c. - - - - -	2,554,990	2,474,580	177,148	208,266	215,818
Paper, Pastebord, &c. - - - - -	1,648,160	2,019,280	152,656	178,372	173,791
Provisions - - - - -	6,842,130	6,579,640	435,322	475,239	470,497
Railway Plant and Rolling Stock - - -	2,727,112	27,872,380	1,801,858	838,684	928,711
Salt - - - - -	5,681,450	4,307,350	252,008	200,390	264,391
Ships, Parts of - - - - -	1,154,620	761,290	78,558	18,424	90,387
Silk Manufactures - - - - -	2,647,030	2,873,830	146,776	221,974	158,973
Soap - - - - -	1,166,260	1,198,040	96,813	102,623	105,980
Stationery - - - - -	2,230,920	2,265,150	147,901	158,223	158,127
Sugar - - - - -	864,640	742,330	76,398	149,596	194,598
Tea Chests - - - - -	*	985,800	87,061	133,319	54,893
Tobacco - - - - -	1,591,940	1,434,090	101,190	136,047	141,364
Toys and requisites for Games - - - -	870,700	938,230	74,887	72,596	75,469
Umbrellas - - - - -	2,963,690	2,181,450	166,841	163,410	102,356
Woollen Manufactures - - - - -	8,305,840	10,642,480	772,223	895,568	799,516
Other Articles - - - - -	11,937,280	11,461,020	850,377	910,271	957,751
TOTAL - - - - -	464,548,660	470,321,690	32,502,127	32,450,647	35,037,509

\* Not separately shown.

## No. 14—continued.

TRADE with PRINCIPAL COUNTRIES, distinguishing PRINCIPAL ARTICLES; QUANTITIES—continued.

ARTICLES.	1897-8.	1898-9.	1899-1900.	1900-1.	1901-2.
UNITED KINGDOM.					
Exports of Foreign Merchandise :					
Apparel (including Boots and Shoes) - - -	—	—	—	—	—
Wool, Raw - - - - - Lbs.	14,069,037	10,613,696	9,759,834	6,810,552	7,233,776
Other Articles - - - - -	—	—	—	—	—
Exports of Indian Produce, &c :					
Bristles and Fibres - - - - - Cwt.	14,578	12,717	8,764	11,210	5,309
Caoutchouc, Raw - - - - - "	3,017	3,515	3,688	3,737	3,959
Chemicals. Saltpetre - - - - - "	170,597	113,819	103,621	100,863	93,248
Coffee - - - - - "	114,048	155,290	157,500	139,989	116,584
Coir and Coir Manufactures - - - - - "	186,482	198,700	201,277	188,226	159,517
Cotton, Raw - - - - - "	206,062	216,777	132,590	381,022	166,215
Drugs, Medicines, and Narcotics - - - - - "	—	—	—	—	—
Dyeing and Tanning Materials :					
Cutch - - - - - "	72,674	42,919	88,880	70,198	47,389
Indigo - - - - - "	28,376	30,973	23,825	20,038	26,469
Myrabolams - - - - - "	361,320	496,416	561,572	459,717	547,175
Fodder, Bran, and Cattle-Food - - - - - "	—	—	—	—	—
Hemp, Raw - - - - - "	119,804	122,077	119,936	177,571	196,575
Hides and Skins Hides Raw	80,678	75,127	183,976	254,297	33,030
„ Dressed or Tanned „	169,864	110,293	138,155	244,084	131,129
Skins, Raw - - - - - "	15,252	11,685	16,636	23,324	39,166
„ Dressed or Tanned „	144,183	139,217	133,797	170,151	111,367
Horns - - - - - "	33,954	36,884	45,660	32,838	32,838
Jute :					
Raw - - - - - "	8,125,174	4,968,254	4,505,652	5,439,197	6,238,147
Gunny Bags - - - - - No.	39,370,445	38,488,995	32,101,430	32,666,714	28,677,216
„ Cloth - - - - - Yards	18,676,281	20,414,900	29,242,100	75,817,531	52,145,200
Lac - - - - - Cwt.	104,695	71,067	90,806	75,568	62,723
Manures - - - - - Tons	34,813	33,999	47,888	43,629	33,754
Metals - - - - - Cwt.	1,087,368	1,042,223	1,278,909	1,752,900	1,303,190
Mica - - - - - Cwt.	9,880	9,222	18,569	27,253	10,590
Oils - - - - -	—	—	—	—	—
Provisions - - - - -	—	—	—	—	—
Pulse - - - - - Cwt.	54,835	414,374	824,549	142,248	585,182
Rice - - - - - "	2,615,304	5,069,371	3,910,080	585,182	3,523,105
Seeds :					
Castor - - - - - "	270,323	431,940	257,873	1,693,811	494,084
Cotton - - - - - "	48	3,798	14,202	138,506	1,693,811
Linseed - - - - - "	2,184,522	3,601,664	2,735,250	2,230,578	2,920,512
Rape - - - - - "	265,391	303,511	249,507	215,163	619,186
Silk, Raw - - - - - Lbs.	788,837	570,211	797,060	488,654	577,939
Spices - - - - - "	5,770,644	8,122,166	6,052,568	3,624,896	3,391,999
Sugar (mainly unrefined) - - - - - Cwt.	447,143	253,700	528,139	242,814	101,418
Tea - - - - - Lbs.	137,655,857	139,245,995	154,161,492	166,171,556	159,014,075
Wheat - - - - - Cwt.	1,683,543	9,336,707	5,297,767	7,923	3,950,997
Wood (mainly Teak) - - - - - Cubic Tons	—	—	—	—	—
Wool, Raw - - - - - Lbs.	30,407,644	27,322,575	31,404,158	21,405,739	18,557,207
Woollen Manufactures - - - - -	—	—	—	—	—
Other Articles - - - - -	—	—	—	—	—



## TRADE with PRINCIPAL COUNTRIES, distinguishing PRINCIPAL ARTICLES; VALUES—continued.

ARTICLES.	1897-8.	1898-9.	1899-1900.	1900-1.	1901-2.
<b>UNITED KINGDOM.</b>					
<b>Exports of Foreign Merchandise :</b>	<i>Rupees.</i>	<i>Rupees.</i>	£	£	£
Apparel (including Boots and Shoes) . . . . .	783,690	825,260	51,805	55,105	52,575
Wool, Raw . . . . .	6,440,850	4,701,460	296,828	209,791	220,102
Other Articles . . . . .	2,915,040	2,948,140	204,670	190,746	214,396
<b>TOTAL . . . . .</b>	<b>10,139,580</b>	<b>8,474,860</b>	<b>553,303</b>	<b>455,642</b>	<b>487,073</b>
<b>Exports of Indian Produce, &amp;c. :</b>					
Bristles and Fibres . . . . .	599,140	443,430	31,342	58,025	47,640
Caoutchouc, Raw . . . . .	463,960	710,040	48,182	49,327	38,195
Chemicals, Saltpetre . . . . .	1,560,830	1,035,790	64,282	60,922	57,910
Coffee . . . . .	8,353,540	11,362,540	634,348	499,790	428,389
Coir and Coir Manufactures . . . . .	1,669,840	1,788,270	117,797	111,120	98,776
Cotton, Raw . . . . .	4,235,450	4,118,840	139,815	707,297	244,650
Drugs, Medicines, and Narcotics . . . . .	1,331,740	1,203,010	152,523	159,095	143,273
<b>Dyeing and Tanning Materials :</b>					
Cutch . . . . .	1,410,700	893,100	116,321	85,234	54,724
Indigo . . . . .	6,532,740	7,175,400	372,746	269,874	369,913
Myrabolams . . . . .	1,364,910	1,814,320	131,158	103,979	121,344
Fodder, Bran, and Cattle-Food . . . . .	1,662,300	1,808,360	153,091	163,318	188,618
Hemp, Raw . . . . .	1,019,300	953,830	69,073	114,635	130,842
Hides and Skins: Hides, Raw	2,999,080	3,123,370	457,595	560,171	76,802
,, Dressed or Tanned . . . . .	9,730,320	6,305,270	556,469	941,030	499,809
Skins, Raw . . . . .	1,688,030	1,134,890	82,748	132,564	243,881
,, Dressed or Tanned . . . . .	21,684,100	20,985,130	1,364,041	1,594,005	1,061,160
Horns . . . . .	880,070	933,870	68,438	60,680	46,047
<b>Jute :</b>					
Raw . . . . .	58,163,620	37,671,770	2,624,227	3,275,739	3,529,727
Gunny Bags . . . . .	7,575,470	7,157,360	452,427	475,970	413,944
,, Cloth . . . . .	1,775,770	1,838,510	189,808	454,184	319,312
Lac . . . . .	5,118,800	3,410,800	289,049	238,085	259,875
Manures . . . . .	1,951,420	1,911,490	180,877	172,038	128,000
Metals . . . . .	596,570	581,640	76,770	136,812	66,329
Mica . . . . .	938,530	671,430	50,824	77,361	46,102
Oils . . . . .	1,938,160	2,086,790	168,800	139,834	152,729
Provisions . . . . .	919,160	943,330	68,797	55,975	38,130
Pulse . . . . .	311,760	1,304,140	141,058	36,957	148,481
Rice . . . . .	11,005,270	20,903,670	1,118,092	913,807	949,576
<b>Seeds :</b>					
Castor . . . . .	1,937,040	2,656,660	100,130	161,320	212,187
Cotton . . . . .	110	8,050	2,105	21,176	252,839
Linseed . . . . .	13,260,430	20,468,100	1,130,690	1,321,720	1,800,574
Rape . . . . .	1,678,120	1,627,070	91,754	102,458	227,153
Silk, Raw . . . . .	2,705,210	1,573,770	192,258	101,441	155,301
Spices . . . . .	1,126,670	1,693,670	94,116	66,874	67,474
Sugar (mainly unrefined) . . . . .	1,887,640	1,227,910	183,623	80,478	31,758
Tea . . . . .	74,550,840	73,192,130	5,527,452	5,768,524	4,927,014
Wheat . . . . .	9,295,510	45,323,850	1,409,075	2,546	1,169,490
Wood (mainly Teak) . . . . .	6,382,960	6,879,180	502,230	402,378	339,361
Wool, Raw . . . . .	13,359,330	12,287,620	892,101	590,692	504,076
Woollen Manufactures . . . . .	1,586,510	1,571,020	116,347	133,411	109,576
Other Articles . . . . .	6,711,070	7,280,760	426,690	499,321	546,052
<b>TOTAL . . . . .</b>	<b>291,962,010</b>	<b>320,060,180</b>	<b>20,589,258</b>	<b>20,900,167</b>	<b>20,247,023</b>

No. 14—*continued.*TRADE with PRINCIPAL COUNTRIES, distinguishing PRINCIPAL ARTICLES; QUANTITIES—*continued.*

ARTICLES.	1897-8.	1898-9.	1899-1900.	1900-1.	1901-2.
<b>AUSTRIA-HUNGARY.</b>					
Imports therefrom .					
Apparel (including Boots and Shoes) - - -	—	—	—	—	—
Cotton Manufactures - - - - -	—	—	—	—	—
Glass and Glassware - - - - -	—	—	—	—	—
Hardware and Cutlery - - - - -	—	—	—	—	—
Metals - - - - - Cwt.	21,083	30,050	63,481	62,318	39,324
Paper and Pasteboard - - - - -	—	—	—	—	—
Sugar - - - - - Cwt.	945,745	1,063,737	777,821	1,321,311	2,257,937
Woollen Manufactures - - - - -	—	—	—	—	—
Other Articles - - - - -	—	—	—	—	—
Exports of Foreign Merchandise :					
Miscellaneous Articles - - - - -	—	—	—	—	—
Exports of Indian Produce, &c. :					
Coffee - - - - - Cwt	5,280	9,139	2,667	1,101	4,249
Cotton, Raw - - - - - "	334,186	439,205	204,297	380,677	372,721
Indigo - - - - - "	9,850	10,332	6,983	7,490	6,511
Hides and Skins (mainly Raw) - - - - - "	83,825	65,510	73,103	108,639	75,009
Jute, Raw - - - - - "	536,097	319,732	420,547	700,198	698,992
Oilseeds - - - - - "	142,850	286,602	238,036	183,369	161,786
Other Articles - - - - -	—	—	—	—	—
<b>BELGIUM.</b>					
Imports therefrom .					
Cotton Manufactures - - - - -	—	—	—	—	—
Dyes, Aniline and Alizarine, &c. - - - Lbs.	3,741,273	4,188,846	3,868,263	3,330,349	3,524,191
Earthenware and Porcelain - - - - -	—	—	—	—	—
Glass and Glassware - - - - -	—	—	—	—	—
Hardware and Cutlery - - - - -	—	—	—	—	—
Matches - - - - -	—	—	—	—	—
Metals :					
Copper - - - - - Cwt.	23,746	21,892	3,949	7,240	8,310
Iron - - - - - "	1,035,374	1,007,618	663,976	1,036,105	1,061,237
Steel - - - - - "	1,001,127	849,006	501,396	747,262	1,813,882
Other Articles - - - - -	—	—	—	—	—
Exports of Foreign Merchandise :					
Miscellaneous Articles - - - - -	—	—	—	—	—
Exports of Indian Produce, &c. :					
Cotton, Raw - - - - - Cwt.	394,220	613,691	297,576	599,296	413,235
Dyeing and Tanning Materials - - - - - "	105,170	85,454	98,523	93,831	106,675
Hemp, Raw - - - - - "	76,646	113,653	141,498	131,206	130,192
Jute Manufactures - - - - -	—	—	—	—	—
Manures - - - - - Tons	4,212	6,174	11,374	12,176	10,167
Seeds :					
Castor - - - - - Cwt.	173,033	173,258	119,495	123,300	206,389
Earthnuts - - - - - "	4,755	4,999	999	10,000	32,480
Linseed - - - - - "	224,686	419,036	263,396	320,711	532,295
Poppy - - - - - "	284,706	377,260	369,004	288,362	336,973
Rape - - - - - "	1,187,847	1,763,780	1,247,344	577,611	1,872,119
Til or Jinjili - - - - - "	406,684	578,340	223,313	383,897	577,012
Wheat - - - - - "	125,608	2,056,910	2,122,710	—	1,223,623
Other Articles - - - - -	—	—	—	—	—

## No. 15—continued.

TRADE with PRINCIPAL COUNTRIES, distinguishing PRINCIPAL ARTICLES; VALUES—continued.

ARTICLES.	1897-8.	1898-9.	1899-1900.	1900-1.	1901-2.
<b>AUSTRIA-HUNGARY.</b>					
Imports therefrom :	<i>Rupees.</i>	<i>Rupees.</i>	£	£	£
Apparel (including Boots and Shoes) . . . . .	1,363,800	1,667,200	150,045	130,638	161,976
Cotton Manufactures . . . . .	1,734,170	2,223,240	163,643	136,158	132,637
Glass and Glassware . . . . .	1,327,010	1,799,090	150,320	160,179	217,559
Hardware and Cutlery . . . . .	890,850	710,410	84,080	110,092	65,852
Metals . . . . .	1,407,570	1,771,830	126,030	186,766	138,410
Paper and Pasteboard . . . . .	838,060	870,980	66,581	68,466	94,759
Sugar . . . . .	10,445,040	10,848,840	569,188	1,032,504	1,518,661
Woollen Manufactures . . . . .	959,750	1,625,550	111,402	89,735	70,054
Other Articles . . . . .	2,501,680	2,766,610	167,611	176,890	226,571
<b>TOTAL . . . . .</b>	<b>21,467,930</b>	<b>24,283,750</b>	<b>1,588,900</b>	<b>2,091,228</b>	<b>2,626,479</b>
Exports of Foreign Merchandise :					
Miscellaneous Articles . . . . .	45,900	103,330	9,633	8,084	5,727
Exports of Indian Produce, &c. ;					
Coffee . . . . .	378,510	674,630	11,566	4,157	16,402
Cotton, Raw . . . . .	7,922,200	9,064,340	282,292	744,550	621,770
Indigo . . . . .	2,559,180	2,598,950	136,389	110,130	98,152
Hides and Skins (mainly Raw) . . . . .	3,671,950	2,963,000	226,218	316,053	219,580
Jute, Raw . . . . .	3,822,630	2,432,240	254,903	422,529	396,161
Oilseeds . . . . .	1,076,520	1,924,470	114,238	192,912	89,737
Other Articles . . . . .	1,581,600	1,214,170	108,583	104,627	142,253
<b>TOTAL . . . . .</b>	<b>21,012,590</b>	<b>20,871,800</b>	<b>1,134,189</b>	<b>1,804,958</b>	<b>1,584,055</b>
<b>BELGIUM.</b>					
Imports therefrom :					
Cotton Manufactures . . . . .	496,220	633,840	57,873	70,349	88,013
Dyes, Aniline and Alizarine, &c. . . . .	3,101,810	2,959,240	161,939	151,098	152,651
Earthenware and Porcelain . . . . .	467,870	411,900	31,975	33,079	51,776
Glass and Glassware . . . . .	928,980	1,043,120	86,574	80,751	116,511
Hardware and Cutlery . . . . .	687,350	682,630	44,951	56,561	57,959
Matches . . . . .	473,980	570,170	32,116	46,447	42,856
Metals :					
Copper . . . . .	1,065,650	1,015,390	16,512	29,212	32,806
Iron . . . . .	5,969,820	5,590,460	284,444	487,479	423,857
Steel . . . . .	5,363,770	4,484,850	203,543	340,374	656,311
Other Articles . . . . .	4,292,940	4,912,720	305,024	324,962	386,120
<b>TOTAL . . . . .</b>	<b>22,848,390</b>	<b>22,304,320</b>	<b>1,224,021</b>	<b>1,620,312</b>	<b>2,008,860</b>
Exports of Foreign Merchandise :					
Miscellaneous Articles . . . . .	112,800	70,310	15,338	8,514	6,700
Exports of Indian Produce, &c. :					
Cotton, Raw . . . . .	9,100,370	12,437,240	400,672	1,106,393	648,008
Dyeing and Tanning Materials . . . . .	639,570	567,370	30,602	38,183	30,886
Hemp, Raw . . . . .	810,040	1,114,570	88,011	82,414	83,928
Jute Manufactures . . . . .	874,920	711,730	46,688	38,666	69,865
Manures . . . . .	230,280	331,980	40,913	43,340	36,600
Seeds :					
Castor . . . . .	1,254,230	1,040,080	47,211	61,740	87,008
Earthnuts . . . . .	38,040	32,870	441	5,133	15,224
Linseed . . . . .	1,400,200	2,537,110	112,779	193,031	342,521
Poppy . . . . .	2,014,660	2,469,900	156,580	163,055	185,071
Rape . . . . .	8,322,560	10,341,390	493,711	270,214	775,272
Til or Jinjili . . . . .	3,478,770	4,613,430	127,424	225,151	355,679
Wheat . . . . .	759,930	9,861,020	561,578	0	360,630
Other Articles . . . . .	1,356,010	1,363,120	167,761	137,975	154,603
<b>TOTAL . . . . .</b>	<b>30,279,580</b>	<b>47,421,810</b>	<b>2,274,371</b>	<b>2,365,295</b>	<b>3,145,295</b>

## No. 14—continued.

TRADE with PRINCIPAL COUNTRIES, distinguishing PRINCIPAL ARTICLES; QUANTITIES—continued.

ARTICLES.	1897-8.	1898-9.	1899-1900.	1900-1.	1901-2.
DENMARK.					
Imports therefrom .					
Miscellaneous Articles . . . . .	—	—	—	—	—
Exports (Foreign and Indian) :					
Miscellaneous Articles . . . . .	—	—	—	—	—
FRANCE.					
Imports therefrom :					
Apparel (including Boots and Shoes) . . . . .	—	—	—	—	—
Clocks and Watches . . . . . No.	75,144	125,176	118,433	103,710	140,395
Cotton Manufactures . . . . .	—	—	—	—	—
Dyeing and Tanning Materials . . . . .	—	—	—	—	—
Liquors . . . . . Gals.	274,390	287,554	278,276	263,643	275,861
Silk Manufactures . . . . .	—	—	—	—	—
Other Articles . . . . .	—	—	—	—	—
Exports of Foreign Merchandise :					
Miscellaneous Articles . . . . .	—	—	—	—	—
Exports of Indian Produce, &c. :					
Coffee . . . . . Cwt.	76,856	83,543	96,853	75,268	100,777
Cotton, Raw . . . . .	176,972	363,494	177,887	279,166	206,710
Hides and Skins, Raw . . . . .	52,529	33,206	127,387	62,599	39,709
Horns . . . . .	22,680	21,327	25,590	20,427	18,162
Indigo . . . . .	10,632	9,196	10,709	7,752	5,350
Jute, Raw . . . . .	722,369	454,151	641,417	1,215,321	1,799,155
Lac . . . . .	11,018	9,763	10,946	10,396	5,032
Manures . . . . . Tons	10,347	4,709	15,720	15,344	11,562
Seeds :					
Castor . . . . . Cwt.	431,393	432,294	357,192	339,475	422,649
Earthnuts . . . . .	9,439	70,700	129,389	196,983	1,020,410
Linseed . . . . .	856,180	1,658,340	1,194,326	851,923	1,068,008
Mowa or Mowra . . . . .	206,667	120,847	296,052	16,559	350,178
Poppy . . . . .	434,596	391,448	466,178	382,246	478,673
Rape . . . . .	1,108,221	1,404,193	1,004,362	346,659	1,751,580
Til or Jinjuh . . . . .	1,066,051	1,623,199	1,420,078	809,564	1,268,943
Other . . . . .	11,706	70,504	54,332	75,855	315,294
Silk, Raw . . . . . Lbs.	838,621	922,030	1,090,472	1,090,344	1,327,700
Wheat . . . . . Cwt.	342,122	3,228,791	876,848	4	99,028
Other Articles . . . . .	—	—	—	—	—
GERMANY.					
Imports therefrom :					
Apparel (including Boots and Shoes) . . . . .	—	—	—	—	—
Cotton Manufactures . . . . .	—	—	—	—	—
Glass and Glassware . . . . .	—	—	—	—	—
Hardware and Cutlery . . . . .	—	—	—	—	—
Liquors . . . . . Gals.	364,886	372,159	351,260	392,914	407,023
Metals . . . . . Cwt.	76,138	73,353	54,818	222,405	356,432
Salt . . . . . Tons	54,505	41,202	66,463	46,201	76,657
Sugar . . . . . Cwt.	1,203,309	413,971	60,526	401,993	577,149
Woollen Manufactures . . . . .	—	—	—	—	—
Other Articles . . . . .	—	—	—	—	—
Exports of Foreign Merchandise :					
Miscellaneous Articles . . . . .	—	—	—	—	—

## No. 15—continued.

## TRADE with PRINCIPAL COUNTRIES, distinguishing PRINCIPAL ARTICLES; VALUES—continued.

ARTICLES.	1897-8.	1898-9.	1899-1900.	1900-1.	1901-2.
<b>DENMARK.</b>					
Imports therefrom :	<i>Rupees.</i>	<i>Rupees.</i>	£	£	£
Miscellaneous Articles - - - - -	4,270	17,700	586	187	130
Exports (Foreign and Indian) :					
Miscellaneous Articles - - - - -	11,510	14,530	10,180	23,370	3,546
<b>FRANCE.</b>					
Imports therefrom :					
Apparel (including Boots and Shoes) - - -	1,477,420	1,913,870	126,610	119,704	175,005
Clocks and Watches - - - - -	507,080	729,220	48,606	47,787	53,829
Cotton Manufactures - - - - -	364,940	677,590	54,645	84,716	78,341
Dyeing and Tanning Materials - - - - -	629,580	537,530	39,734	44,642	42,200
Liquors - - - - -	2,384,850	2,469,840	162,478	151,673	154,869
Silk Manufactures - - - - -	773,190	2,012,190	100,925	101,197	159,664
Other Articles - - - - -	2,690,900	1,978,210	150,923	189,226	253,928
<b>TOTAL - - -</b>	<b>8,827,960</b>	<b>10,318,450</b>	<b>683,921</b>	<b>738,945</b>	<b>917,836</b>
Exports of Foreign Merchandise :					
Miscellaneous Articles - - - - -	155,780	104,450	8,085	23,394	10,901
Exports of Indian Produce, &c. :					
Coffee - - - - -	4,725,190	4,264,690	281,459	227,650	296,974
Cotton, Raw - - - - -	4,336,090	7,601,340	244,859	543,845	449,095
Hides and Skins, Raw - - - - -	3,084,520	1,795,860	404,699	229,495	152,413
Horns - - - - -	493,660	443,470	36,192	28,190	27,589
Indigo - - - - -	2,562,920	2,157,380	203,530	116,134	79,037
Jute, Raw - - - - -	5,235,750	3,308,440	358,605	736,430	999,453
Lac - - - - -	519,600	455,660	33,695	32,156	25,393
Manures - - - - -	558,160	257,100	60,125	51,605	39,337
Seeds :					
Castor - - - - -	3,097,580	2,555,520	142,260	167,665	180,384
Earthnuts - - - - -	69,250	453,970	55,868	93,499	494,694
Linseed - - - - -	5,375,850	9,965,820	476,018	509,124	672,905
Mowa or Mowra - - - - -	768,300	448,145	80,320	5,700	110,853
Poppy - - - - -	3,164,380	2,488,850	201,925	217,655	270,001
Rape - - - - -	7,749,320	8,322,020	413,947	170,211	785,968
Til or Jinjili - - - - -	8,182,910	11,694,900	750,782	439,513	719,533
Other - - - - -	79,900	905,014	25,956	24,112	74,722
Silk, Raw - - - - -	2,235,210	2,714,370	245,136	228,071	272,765
Wheat - - - - -	1,984,850	17,106,780	250,736	2	32,545
Other Articles - - - - -	2,048,560	1,638,640	168,802	167,015	235,379
<b>TOTAL - - -</b>	<b>56,272,000</b>	<b>78,159,700</b>	<b>4,434,914</b>	<b>3,988,072</b>	<b>5,919,040</b>
<b>GERMANY.</b>					
Imports therefrom :					
Apparel (including Boots and Shoes) - - -	389,400	419,710	41,271	89,997	68,042
Cotton Manufactures - - - - -	668,270	1,003,340	96,511	117,949	133,483
Glass and Glassware - - - - -	628,460	733,910	55,150	51,521	66,924
Hardware and Cutlery - - - - -	1,191,040	1,326,400	106,937	155,139	171,918
Liquors - - - - -	971,260	1,017,990	65,055	74,364	76,984
Metals - - - - -	943,420	948,170	70,492	166,181	226,116
Salt - - - - -	1,158,470	808,270	62,163	62,833	86,657
Sugar - - - - -	12,788,050	4,338,130	40,703	304,948	414,243
Woollen Manufactures - - - - -	1,486,600	2,344,590	240,215	358,841	372,600
Other Articles - - - - -	4,120,220	4,338,250	334,762	353,588	407,877
<b>TOTAL - - -</b>	<b>24,345,190</b>	<b>17,278,760</b>	<b>1,123,259</b>	<b>1,735,361</b>	<b>2,024,844</b>
Exports of Foreign Merchandise :					
Miscellaneous Articles - - - - -	68,460	89,490	11,419	8,820	9,526

## No. 15—continued.

## TRADE with PRINCIPAL COUNTRIES, distinguishing PRINCIPAL ARTICLES; QUANTITIES—continued.

ARTICLES.	1897-8.	1898-9.	1899-1900.	1900-1.	1901-2.
<b>GERMANY—continued.</b>					
Exports of Indian Produce :					
Coir and Manufactures of - - - - - Cwt.	68,227	83,831	111,089	135,879	108,114
Cotton, Raw - - - - - "	585,698	856,886	531,172	655,685	753,774
Fruits and Vegetables - - - - - "	—	—	—	—	—
Indigo and other Dyes, &c. - - - - - "	148,994	187,201	223,818	425,629	231,698
Hides and Skins, Raw - - - - - "	328,086	293,351	336,352	227,284	257,475
Jute, Raw - - - - - "	2,707,544	2,234,810	1,883,859	2,411,039	2,697,014
" Gunny Bags - - - - - No	12,838,550	6,864,175	2,786,538	4,786,050	9,806,200
" Cloth - - - - - Yards	677,700	3,590,900	2,111,779	30,374,300	12,616,000
Lac - - - - - Cwt.	29,277	25,871	34,626	44,512	15,093
Manures - - - - - Tons.	16,062	20,785	30,033	13,450	18,560
Rice - - - - - Cwt.	200,311	549,546	520,960	239,647	810,706
Seeds : Linseed - - - - - "	818,294	2,185,499	1,850,954	1,203,226	1,550,010
Poppy - - - - - "	55,583	97,237	106,966	92,650	102,995
Rape - - - - - "	833,665	998,167	735,954	451,870	2,198,256
Til or Jinjili - - - - - "	103,779	220,724	215,878	184,091	240,493
Other sorts - - - - - "	10,937	13,861	21,540	13,234	323,431
Wood (chiefly Teak) - - - - - "	—	—	—	—	—
Other Articles - - - - - "	—	—	—	—	—
<b>GIBRALTAR.</b>					
Imports therefrom .					
Miscellaneous Articles - - - - -	—	—	—	—	—
Exports (Foreign and Indian) thereto :					
Miscellaneous Articles - - - - -	—	—	—	—	—
<b>GREECE</b>					
Imports therefrom .					
Miscellaneous Articles - - - - -	—	—	—	—	—
Exports (Foreign or Indian) thereto					
Miscellaneous Articles - - - - -	—	—	—	—	—
<b>HOLLAND.</b>					
Imports therefrom :					
Cotton Manufactures - - - - -	—	—	—	—	—
Dyes, Aniline and Alizarine - - - - - Lbs	2,278,916	3,322,238	2,652,787	3,052,993	3,462,015
Other Articles - - - - -	—	—	—	—	—
Exports of Indian Produce, &c. :					
Indigo - - - - - Cwt.	3,798	3,891	1,499	2,518	941
Lac - - - - - "	8,596	6,116	9,515	11,813	3,376
Seeds Linseed - - - - - "	104,366	350,209	208,513	198,169	480,472
Rape - - - - - "	93,274	26,055	79,377	23,512	192,378
Wheat - - - - - "	—	189,795	69,810	—	115,448
Other Articles - - - - -	—	—	—	—	—
<b>ITALY.</b>					
Imports therefrom .					
Corals - - - - - Lbs.	—	—	—	—	—
Cotton Manufactures - - - - -	656,979	698,777	586,695	650,184	851,437
Dyes, Aniline - - - - - Lbs	173,156	165,804	138,728	137,553	150,498
Silk Manufactures - - - - -	—	—	—	—	—
Other Articles - - - - -	—	—	—	—	—
Exports of Foreign Merchandise :					
Miscellaneous Articles (chiefly Metals) - - - - -	—	—	—	—	—
Exports of Indian Produce, &c. :					
Cotton, Raw - - - - - Cwt.	500,792	605,774	370,343	420,655	519,919
Indigo and other Dyes - - - - - "	6,307	7,144	8,606	11,787	9,217
Hides and Skins, Raw - - - - - "	92,896	91,422	134,651	133,725	98,442
Jute, Raw - - - - - "	511,477	315,604	360,608	488,645	446,197
Seeds :					
Castor - - - - - "	81,257	100,468	85,758	72,017	94,954
Linseed - - - - - "	349,991	438,012	397,634	163,385	278,413
Rape - - - - - "	59,115	112,743	91,667	107,872	175,746
Til or Jinjili - - - - - "	274,464	365,654	357,816	294,455	243,117
Other - - - - - "	29,803	1,397	5,190	3	3,317
Wheat - - - - - "	121,486	1,118,886	248,179	—	23,992
Other Articles - - - - -	—	—	—	—	—

## No. 15—continued.

## TRADE with PRINCIPAL COUNTRIES, distinguishing PRINCIPAL ARTICLES; VALUES—continued.

ARTICLES.	1897-8.	1898-9.	1899-1900.	1900-1.	1901-2.
<b>GERMANY—continued.</b>					
<b>Exports of Indian Produce :</b>	<i>Rupees.</i>	<i>Rupees.</i>	£	£	£
Coir and Manufactures of . . . . .	673,320	790,830	72,982	89,386	71,013
Cotton, Raw . . . . .	14,324,790	17,499,030	762,294	1,186,319	1,191,198
Fruits and Vegetables . . . . .	225,670	444,260	49,040	44,672	31,512
Indigo and other Dyes, &c. . . . .	2,251,080	2,441,170	157,599	135,608	116,352
Hides and Skins, Raw . . . . .	14,807,850	12,651,660	968,186	1,261,051	718,188
Jute, Raw . . . . .	19,907,120	16,242,900	1,089,106	1,465,199	1,527,425
"  Gunny Bags . . . . .	2,036,600	1,146,640	34,517	73,803	116,134
"  "  Cloth . . . . .	66,830	343,190	14,028	183,629	90,895
Lac . . . . .	1,364,380	1,209,060	109,858	134,514	55,012
Manures . . . . .	905,510	1,154,790	108,619	102,315	70,922
Rice . . . . .	1,158,830	2,631,810	165,523	106,046	250,283
Seeds : Linseed . . . . .	4,981,730	12,654,430	734,866	671,286	933,805
Poppy . . . . .	387,620	617,170	46,061	54,732	56,792
Rape . . . . .	6,857,230	5,925,880	281,026	211,184	978,322
Til or Jinjili . . . . .	927,070	1,845,070	126,914	106,640	143,413
Other sorts . . . . .	62,881	91,621	9,145	9,067	122,299
Wood (chiefly Teak) . . . . .	154,730	243,130	24,916	57,082	36,964
Other Articles . . . . .	2,222,709	4,525,419	248,582	244,962	264,604
<b>TOTAL . . . . .</b>	<b>71,815,950</b>	<b>82,458,060</b>	<b>5,009,262</b>	<b>6,137,495</b>	<b>6,775,123</b>
<b>GIBRALTAR.</b>					
Imports therefrom :					
Miscellaneous Articles . . . . .	102,830	49,410	3,502	3,144	2,774
Exports (Foreign and Indian) thereto :					
Miscellaneous Articles . . . . .	448,380	28,640	3,175	7,356	12,807
<b>GREECE.</b>					
Imports therefrom :					
Miscellaneous Articles . . . . .	3,010	4,480	992	498	829
Exports (Foreign and Indian) thereto :					
Miscellaneous Articles . . . . .	79,550	80,640	2,769	1,720	4,339
<b>HOLLAND.</b>					
Imports therefrom :					
Cotton Manufactures . . . . .	947,510	1,111,400	83,982	134,446	169,562
Dyes, Aniline and Alizarine . . . . .	1,394,210	1,877,270	83,792	106,254	169,952
Other Articles . . . . .	549,160	532,940	39,210	46,205	59,983
<b>TOTAL . . . . .</b>	<b>2,890,880</b>	<b>3,522,010</b>	<b>206,984</b>	<b>286,905</b>	<b>399,497</b>
Exports of Indian Produce, &c. :					
Indigo . . . . .	851,830	847,860	27,529	36,829	13,443
Lac . . . . .	398,990	271,330	29,591	35,896	11,267
Seeds : Linseed . . . . .	624,420	2,018,360	88,120	125,637	287,282
Rape . . . . .	606,990	149,820	29,071	10,799	84,521
Wheat . . . . .	0	917,400	18,370	0	34,634
Other Articles . . . . .	507,350	514,330	91,336	95,806	119,250
<b>TOTAL . . . . .</b>	<b>2,989,580</b>	<b>4,719,100</b>	<b>284,017</b>	<b>304,967</b>	<b>550,397</b>
<b>ITALY.</b>					
Imports therefrom :					
Corals . . . . .	577,470	638,920	42,446	50,354	43,424
Cotton Manufactures . . . . .	821,220	1,159,870	152,019	152,694	188,321
Dyes, Aniline . . . . .	828,320	784,690	38,733	41,163	57,350
Silk Manufactures . . . . .	933,960	1,148,380	83,716	90,277	121,010
Other Articles . . . . .	1,830,660	1,837,420	176,498	216,465	239,798
<b>TOTAL . . . . .</b>	<b>4,991,630</b>	<b>5,569,280</b>	<b>493,412</b>	<b>550,953</b>	<b>649,903</b>
Exports of Foreign Merchandise :					
Miscellaneous Articles (chiefly Metals) . . . . .	245,780	155,600	33,566	22,257	13,818
Exports of Indian Produce, &c. :					
Cotton, Raw . . . . .	11,329,010	12,290,130	539,818	799,176	815,971
Indigo and other Dyes . . . . .	636,400	708,970	42,279	48,268	25,610
Hides and Skins, Raw . . . . .	4,252,790	4,153,110	399,307	425,471	307,429
Jute, Raw . . . . .	3,748,250	2,423,220	220,986	303,334	258,521
Seeds :					
Castor . . . . .	580,190	626,480	35,052	36,684	43,576
Linseed . . . . .	2,167,030	2,652,840	178,468	98,560	172,233
Rape . . . . .	434,550	674,840	37,048	54,895	78,445
Til or Jinjili . . . . .	2,170,930	2,633,730	196,529	166,520	141,511
Other . . . . .	119,490	12,540	1,435	7	1,855
Wheat . . . . .	649,620	5,886,320	72,267	0	7,410
Other Articles . . . . .	653,390	986,350	85,521	109,064	93,596
<b>TOTAL . . . . .</b>	<b>26,741,660</b>	<b>33,050,530</b>	<b>1,808,711</b>	<b>2,041,979</b>	<b>1,945,757</b>

## No. 14—continued.

TRADE with PRINCIPAL COUNTRIES, distinguishing PRINCIPAL ARTICLES; QUANTITIES—continued.

ARTICLES.	1897-8.	1898-9.	1899-1900	1900-1.	1901-2.
MALTA.					
Imports therefrom					
Miscellaneous Articles - . . . . .	—	—	—	—	—
Exports (Foreign and Indian) thereto :					
Miscellaneous Articles - . . . . .	—	—	—	—	—
NORWAY					
Imports therefrom :					
Miscellaneous Articles (chiefly Matches and Iron)	—	—	—	—	—
Exports (Indian) thereto :					
Miscellaneous Articles - . . . . .	—	—	—	—	—
PORTUGAL.					
Imports therefrom ..					
Miscellaneous Articles - . . . . .	—	—	—	—	—
Exports of Indian Produce, &c., thereto :					
Miscellaneous Articles - . . . . .	—	—	—	—	—
ROUMANIA.					
Exports thereto :					
Miscellaneous Articles - . . . . .	—	—	—	—	—
RUSSIA.					
Imports therefrom					
Mineral Oils - . . . . . Gals.	50,672,226	50,940,879	57,688,254	67,350,856	84,514,016
Other Articles - . . . . .	—	—	—	—	—
Exports of Foreign Merchandise :					
Miscellaneous Articles - . . . . .	—	—	—	—	—
Exports of Indian Produce, &c. :					
Cotton, Raw - . . . . . Cwt.	1,187	2,021	41	26,517	11,911
Indigo - . . . . . "	2,311	2,829	2,620	4,093	5,218
Jute, Raw - . . . . . "	—	—	—	73,213	51,765
Seeds - . . . . . "	51,650	69,427	60,006	21,000	5,101
Tea - . . . . . Lbs.	689,271	500,889	467,451	772,495	1,624,580
Other Articles - . . . . .	—	—	—	—	—
SPAIN.					
Imports therefrom :					
Miscellaneous Articles - . . . . .	—	—	—	—	—
Exports of Indian Produce, &c. :					
Cotton, Raw - . . . . . Cwt.	4,300	11,938	19,691	56,930	66,609
Hides and Skins, Raw - . . . . . "	7,189	10,096	4,553	5,317	8,741
Jute, Raw - . . . . . "	215,559	78,982	68,203	234,289	215,367
Other Articles - . . . . .	—	—	—	—	—
SWEDEN.					
Imports therefrom :					
Iron and Steel - . . . . . Cwt.	79,023	55,964	25,925	12,201	43,948
Matches - . . . . .	—	—	—	—	—
Other Articles - . . . . .	—	—	—	—	—
Exports of Indian Produce, &c. :					
Miscellaneous Articles - . . . . .	—	—	—	—	—
TURKEY IN EUROPE.					
Imports therefrom :					
Miscellaneous Articles - . . . . .	—	—	—	—	—
Exports (Foreign and Indian) thereto :					
Miscellaneous Articles - . . . . .	—	—	—	—	—
ABYSSINIA, INCLUDING ERYTHREA.					
Imports therefrom :					
Miscellaneous Articles - . . . . .	—	—	—	—	—
Exports of Foreign Merchandise :					
Miscellaneous Articles - . . . . .	—	—	—	—	—
Exports of Indian Produce, &c. :					
Cotton Manufactures - . . . . .	—	—	—	—	—
Grain and Pulse - . . . . . Cwt.	168,712	560,127	281,404	30,848	14,336
Other Articles - . . . . .	—	—	—	—	—



## No. 15—continued.

TRADE with PRINCIPAL COUNTRIES, distinguishing PRINCIPAL ARTICLES; VALUES—continued.

ARTICLES.	1897-8.	1898-9.	1899-1900.	1900-1.	1901-2.
<b>MALTA.</b>					
Imports therefrom :	<i>Rupees.</i>	<i>Rupees.</i>	£	£	£
Miscellaneous Articles - . . . . .	1,828	1,087	3,537	957	1,004
Exports (Foreign and Indian) thereto :					
Miscellaneous Articles - . . . . .	2,693	4,066	3,721	3,379	4,968
<b>NORWAY.</b>					
Imports therefrom :					
Miscellaneous Articles - . . . . .	43,515	35,861	27,339	7,470	41,285
Exports (Indian) thereto :					
Miscellaneous Articles (chiefly Matches and Iron)	0	277	0	0	312
<b>PORTUGAL.</b>					
Imports therefrom :					
Miscellaneous Articles - . . . . .	2,482	4,498	4,237	2,481	1,087
Exports of Indian Produce, &c. :					
Miscellaneous Articles - . . . . .	24,854	35,790	32,947	18,563	2,080
<b>ROUMANIA.</b>					
Exports thereto :					
Miscellaneous Articles - . . . . .	—	—	—	15,590	2,737
<b>RUSSIA.</b>					
Imports therefrom :					
Mineral Oils - . . . . .	20,596,620	20,076,990	1,564,758	1,870,128	2,099,949
Other Articles - . . . . .	210,940	452,960	36,224	22,827	24,161
<b>TOTAL</b> - . . . . .	<b>20,807,560</b>	<b>20,529,950</b>	<b>1,600,982</b>	<b>1,892,955</b>	<b>2,124,110</b>
Exports of Foreign Merchandise :					
Miscellaneous Articles - . . . . .	1,006,500	73,550	929	3,396	2,090
Exports of Indian Produce, &c. :					
Cotton, Raw - . . . . .	35,370	40,300	61	52,560	20,271
Indigo - . . . . .	304,510	544,690	30,199	33,201	42,712
Jute, Raw - . . . . .	0	0	0	43,865	30,423
Seeds - . . . . .	373,800	429,780	22,524	10,400	2,234
Tea - . . . . .	201,820	141,310	8,543	16,114	35,833
Other Articles - . . . . .	175,070	153,500	20,447	6,098	8,688
<b>TOTAL</b> - . . . . .	<b>1,090,570</b>	<b>1,227,250</b>	<b>81,774</b>	<b>162,238</b>	<b>140,161</b>
<b>SPAIN.</b>					
Imports therefrom :					
Miscellaneous Articles - . . . . .	37,360	81,460	6,044	2,569	3,900
Exports of Indian Produce, &c. :					
Cotton, Raw - . . . . .	100,420	251,320	27,565	112,456	113,808
Hides and Skins, Raw - . . . . .	304,360	483,540	14,277	16,002	27,583
Jute, Raw - . . . . .	1,636,140	663,450	44,560	161,025	123,690
Other Articles - . . . . .	20,000	124,100	74,905	563	1,268
<b>TOTAL</b> - . . . . .	<b>2,060,920</b>	<b>1,522,410</b>	<b>111,307</b>	<b>290,046</b>	<b>266,349</b>
<b>SWEDEN.</b>					
Imports therefrom :					
Iron and Steel - . . . . .	655,700	489,140	17,171	9,186	27,281
Matches - . . . . .	597,440	599,770	23,096	28,924	39,568
Other Articles - . . . . .	75,010	43,690	5,959	5,888	8,533
<b>TOTAL</b> - . . . . .	<b>1,328,150</b>	<b>1,132,600</b>	<b>46,226</b>	<b>43,998</b>	<b>75,382</b>
Exports of Indian Produce, &c. :					
Miscellaneous Articles - . . . . .	114,260	184,110	3,471	28,387	17,906
<b>TURKEY IN EUROPE.</b>					
Imports therefrom :					
Miscellaneous Articles - . . . . .	25,680	27,060	93,885	115,064	870
Exports (Foreign and Indian) thereto :					
Miscellaneous Articles - . . . . .	696,390	914,130	36,986	50,534	63,236
<b>ABYSSINIA (INCLUDING ERYTHREA).</b>					
Imports therefrom :					
Miscellaneous Articles - . . . . .	132,700	43,890	5,272	3,204	5,495
Exports of Foreign Merchandise :					
Miscellaneous Articles - . . . . .	7,570	53,430	3,679	9,137	3,717
Exports of Indian Produce, &c. :					
Cotton Manufactures - . . . . .	18,760	263,550	15,432	34,012	13,778
Grain and Pulse - . . . . .	793,470	2,247,970	88,372	11,742	4,840
Other Articles - . . . . .	15,740	51,480	5,248	8,008	4,179
<b>TOTAL</b> - . . . . .	<b>827,970</b>	<b>2,563,000</b>	<b>109,052</b>	<b>53,762</b>	<b>22,797</b>

## No. 14—continued.

TRADE with PRINCIPAL COUNTRIES, distinguishing PRINCIPAL ARTICLES; QUANTITIES—continued.

ARTICLES.	1897-8.	1898-9.	1899-1900.	1900-1.	1901-2.
<b>BRITISH EAST AFRICA.</b>					
(ZANZIBAR, PEMBA, MOMBASSA).					
Imports therefrom :					
Ivory, Unmanufactured . . . . . Lbs.	108,328	86,778	52,034	60,960	45,715
Spices (mainly Cloves) . . . . . "	3,810,023	7,657,378	7,814,431	5,370,325	6,786,993
Other Articles . . . . . "	—	—	—	—	—
Exports of Foreign Merchandise :					
Cotton Manufactures . . . . . "	—	—	—	—	—
Other Articles . . . . . "	—	—	—	—	—
Exports of Indian Produce, &c. :					
Cotton Manufactures . . . . . "	—	—	—	—	—
Grain and Pulse :					
Rice . . . . . Cwt.	356,433	921,520	458,462	613,418	490,248
Other Sorts (chiefly Wheat Flour) . . . . . "	63,713	415,977	111,983	183,637	151,074
Other Articles . . . . . "	—	—	—	—	—
<b>CAPE COLONY.</b>					
Imports therefrom :					
Miscellaneous Articles . . . . . "	—	—	—	—	—
Exports of Foreign and Indian Produce, &c. :					
Jute, Gunny Bags . . . . . No.	4,852,450	3,136,500	5,074,450	3,930,350	3,931,500
Rice . . . . . Cwt.	108,592	180,466	167,788	170,314	180,773
Other Articles . . . . . "	—	—	—	—	—
<b>EGYPT.</b>					
Imports therefrom :					
Cotton, Raw . . . . . Cwt.	23,307	8,956	42,219	36,900	13,059
Salt . . . . . Tons	21,785	30,464	25,578	23,630	32,313
Other Articles . . . . . "	—	—	—	—	—
Exports of Foreign Merchandise :					
Miscellaneous Articles . . . . . "	—	—	—	—	—
Exports of Indian Produce, &c. :					
Hides, Raw . . . . . Cwt.	19,778	23,740	19,813	11,631	25,846
Indigo . . . . . "	14,659	14,403	12,940	14,572	13,608
Jute, Raw . . . . . "	—	98,839	85,286	—	24,457
" Gunny Bags . . . . . No.	7,281,800	8,874,750	5,687,850	7,751,000	8,130,900
Rice . . . . . Cwt.	8,125,117	11,685,750	11,390,463	10,325,800	9,749,992
Seeds . . . . . "	77,474	248,614	382,839	66,574	491,897
Wheat . . . . . "	23	3,139,440	933,777	40	1,689,875
Wood . . . . . "	—	—	—	—	—
Other Articles . . . . . "	—	—	—	—	—
<b>MADAGASCAR.</b>					
Imports therefrom :					
Miscellaneous Articles . . . . . "	—	—	—	—	—
Exports (Foreign and Indian) thereto :					
Miscellaneous Articles . . . . . "	—	—	—	—	—
<b>MAURITIUS (INCLUDING SEYCHELLES.)</b>					
Imports therefrom :					
Sugar . . . . . Cwt.	1,778,016	2,104,111	1,773,346	2,489,528	2,183,168
Other Articles . . . . . "	—	—	—	—	—
Exports of Foreign Merchandise :					
Cotton Manufactures . . . . . "	—	—	—	—	—
Other Articles . . . . . "	—	—	—	—	—
Exports of Indian Produce, &c. :					
Grain and Pulse :					
Rice . . . . . Cwt.	1,116,832	1,595,382	1,120,558	1,354,046	1,289,204
Wheat-flour . . . . . "	125,830	151,359	109,249	95,109	99,855
Other sorts . . . . . "	254,607	321,295	396,277	328,759	361,535
Jute Manufactures . . . . . "	—	—	—	—	—
Oils, Vegetable . . . . . Gals.	263,256	375,717	330,731	327,463	351,674
Other Articles . . . . . "	—	—	—	—	—
<b>NATAL.</b>					
Imports therefrom :					
Miscellaneous Articles . . . . . "	—	—	—	—	—
Exports of Foreign and Indian Produce, &c. :					
Rice . . . . . Cwt.	137,915	303,376	300,021	234,687	301,254
Jute, Gunny Bags . . . . . No.	2,261,500	2,457,750	3,344,350	1,982,950	2,813,500
Other Articles . . . . . "	—	—	—	—	—

## No. 15—continued.

TRADE with PRINCIPAL COUNTRIES, distinguishing PRINCIPAL ARTICLES; VALUES—continued.

ARTICLES.	1897-8.	1898-9.	1899-1900.	1900-1.	1901-2.
<b>BRITISH EAST AFRICA.</b>					
(ZANZIBAR, PEMBA, AND MOMBASSA).					
Imports therefrom:	<i>Rupees.</i>	<i>Rupees.</i>	£	£	£
Ivory, Unmanufactured	588,960	515,220	19,184	24,056	17,647
Spices (mainly Cloves)	564,410	1,612,800	117,666	74,563	102,414
Other Articles	403,180	220,550	25,899	17,252	24,884
<b>TOTAL</b>	<b>1,556,550</b>	<b>2,348,570</b>	<b>162,729</b>	<b>115,871</b>	<b>144,945</b>
Exports of Foreign Merchandise:					
Cotton Manufactures	1,362,020	1,294,310	77,430	64,216	67,811
Other Articles	1,138,270	763,490	49,561	61,180	57,605
<b>TOTAL</b>	<b>2,500,290</b>	<b>2,057,800</b>	<b>126,991</b>	<b>125,396</b>	<b>125,416</b>
Exports of Indian Produce, &c.:					
Cotton Manufactures	1,588,720	1,483,600	92,745	49,913	69,353
Grain and Pulse:					
Rice	1,972,990	4,402,880	130,684	167,599	125,405
Other Sorts (chiefly Wheat flour)	516,030	1,024,160	43,073	75,808	57,574
Other Articles	1,241,060	1,524,080	88,911	126,073	103,332
<b>TOTAL</b>	<b>5,318,800</b>	<b>8,434,720</b>	<b>355,413</b>	<b>419,393</b>	<b>355,664</b>
<b>CAPE COLONY.</b>					
Imports therefrom:					
Miscellaneous Articles	21,530	12,050	876	1,805	623
Exports of Foreign and Indian Produce, &c.:					
Jute, Gunny Bags	1,267,440	796,770	89,802	75,464	73,157
Rice	732,440	1,082,650	65,546	67,069	77,990
Other Articles	929,640	835,100	39,709	48,790	91,012
<b>TOTAL</b>	<b>2,929,520</b>	<b>2,714,520</b>	<b>195,057</b>	<b>191,323</b>	<b>242,159</b>
<b>EGYPT.</b>					
Imports therefrom:					
Cotton, Raw	591,900	196,350	77,499	97,117	30,751
Salt	298,530	414,650	23,013	21,443	29,260
Other Articles	1,017,850	646,080	46,772	80,445	109,298
<b>TOTAL</b>	<b>1,908,280</b>	<b>1,257,080</b>	<b>147,284</b>	<b>199,005</b>	<b>169,309</b>
Exports of Foreign Merchandise:					
Miscellaneous Articles	226,910	180,300	8,925	13,440	12,691
Exports of Indian Produce, &c.:					
Hides, Raw	620,450	804,380	47,028	29,643	57,908
Indigo	3,348,270	3,239,090	193,501	220,396	188,215
Jute, Raw	0	287,100	47,760	0	15,522
" Gunny Bags	2,303,810	2,822,290	127,250	188,220	178,799
Rice	29,360,370	41,181,900	2,601,462	2,409,096	2,220,948
Seeds	561,610	1,636,130	179,229	39,192	276,081
Wheat	160	15,741,450	246,867	3	488,972
Wood	1,114,320	671,930	5,128	4,347	3,773
Other Articles	2,164,400	2,086,530	132,477	111,130	126,541
<b>TOTAL</b>	<b>39,473,390</b>	<b>68,470,800</b>	<b>3,580,702</b>	<b>3,002,027</b>	<b>3,556,759</b>
<b>MADAGASCAR.</b>					
Imports therefrom:					
Miscellaneous Articles	44,340	37,900	900	545	1,509
Exports (Foreign and Indian) thereto:					
Miscellaneous Articles	344,870	140,920	6,128	19,406	21,422
<b>MAURITIUS (INCLUDING SEYCHELLES).</b>					
Imports therefrom:					
Sugar	16,410,370	19,181,100	1,068,222	1,598,639	1,297,037
Other Articles	420,340	412,350	30,308	14,393	10,333
<b>TOTAL</b>	<b>16,830,710</b>	<b>19,593,450</b>	<b>1,098,530</b>	<b>1,613,032</b>	<b>1,307,370</b>
Exports of Foreign Merchandise:					
Cotton Manufactures	469,730	379,140	26,287	23,628	44,443
Other Articles	264,120	176,440	14,651	13,950	21,409
<b>TOTAL</b>	<b>733,850</b>	<b>555,580</b>	<b>40,938</b>	<b>37,578</b>	<b>65,852</b>
Exports of Indian Produce, &c.:					
Grain and Pulse:					
Rice	6,445,410	7,908,150	365,836	455,843	462,164
Wheat-flour	1,091,210	1,172,670	49,476	47,834	49,118
Other sorts	1,436,490	1,406,130	75,770	98,025	109,373
Jute Manufactures	456,140	221,040	30,470	52,994	44,515
Oils, Vegetable	367,640	497,330	28,018	35,110	37,130
Other Articles	1,445,120	1,505,550	98,654	144,935	155,077
<b>TOTAL</b>	<b>11,242,020</b>	<b>12,710,870</b>	<b>648,224</b>	<b>834,741</b>	<b>857,377</b>
<b>NATAL.</b>					
Imports therefrom:					
Miscellaneous Articles	60,900	41,800	4,005	1,227	2,919
Exports of Foreign and Indian Produce, &c.:					
Rice	923,700	1,788,660	109,413	89,108	129,478
Jute, Gunny Bags	499,890	491,530	48,263	31,275	39,339
Other Articles	1,596,640	1,566,360	89,535	136,370	239,150
<b>TOTAL</b>	<b>3,020,230</b>	<b>3,846,550</b>	<b>247,211</b>	<b>256,853</b>	<b>407,967</b>

## No. 15—continued.

TRADE with PRINCIPAL COUNTRIES, distinguishing PRINCIPAL ARTICLES, QUANTITIES—continued.

ARTICLES.	1897-8.	1898-9.	1899-1900.	1900-1.	1901-2.
PORTUGUESE EAST AFRICA.					
Imports therefrom :					
Miscellaneous Articles - - - - -	—	—	—	—	—
Exports of Foreign Merchandise :					
Cotton Manufactures - - - - -	—	—	—	—	—
Other Articles - - - - -	—	—	—	—	—
Exports of Indian Produce, &c :					
Cotton Manufactures - - - - -	—	—	—	—	—
Grain and Pulse - - - - -	26,999	61,407	53,616	216,597	84,779
Other Articles - - - - -	—	—	—	—	—
RÉUNION.					
Imports therefrom :					
Miscellaneous Articles - - - - -	—	—	—	—	—
Exports of Indian Produce, &c :					
Rice - - - - - Cwt.	149,195	253,027	188,640	277,190	220,847
Other Articles - - - - -	—	—	—	—	—
CANADA.					
Imports therefrom :					
Miscellaneous Articles - - - - -	—	—	—	—	—
Exports (Foreign and Indian) thereto					
Miscellaneous Articles - - - - -	—	—	—	—	—
UNITED STATES.					
Imports therefrom :					
Cotton Piece Goods - - - - - Yards	10,552,971	6,015,276	4,343,568	8,687,634	6,805,381
Iron and Steel - - - - - Cwt.	7,127	89,428	170,996	180,845	93,328
Machinery and Millwork - - - - -	—	—	—	—	—
Oils, Mineral - - - - - Gals.	25,967,322	23,602,079	15,043,622	9,798,257	9,437,107
Tobacco - - - - - Lbs.	430,504	582,517	785,491	737,416	912,127
Other Articles - - - - -	—	—	—	—	—
Exports of Foreign Merchandise :					
Miscellaneous Articles - - - - -	—	—	—	—	—
Exports of Indian Produce :					
Caoutchouc, Raw - - - - - Cwt	1,596	1,171	1,572	2,478	56
Chemicals Saltpetre - - - - - "	107,081	80,723	103,257	75,462	71,046
Indigo - - - - - "	21,643	20,390	11,860	17,957	8,819
Hides and Skins					
Raw - - - - - "	211,995	198,525	491,639	413,448	360,825
Dressed or Tanned - - - - - "	40,244	34,558	40,868	38,546	19,534
Jute Raw - - - - - "	2,173,655	1,300,930	1,714,231	1,739,354	2,470,275
" Gunny Bags - - - - - No.	39,004,800	23,793,080	15,075,400	13,069,950	25,322,600
" Cloth - - - - - Yards	179,118,500	195,657,400	194,992,909	194,017,535	273,308,600
Lac (cheily Shell) - - - - - Cwt.	53,700	60,915	80,661	68,874	64,661
Oils, Vegetable - - - - - Gals.	321,208	584,146	697,108	405,987	269,161
Tea - - - - - Lbs.	929,704	1,413,624	2,744,854	1,765,529	1,080,293
Other Articles - - - - -	—	—	—	—	—
SANDWICH ISLANDS.					
Exports of Indian Produce, &c thereto :					
Jute, Gunny Bags - - - - - No.	2,191,950	3,282,400	2,329,600	3,804,600	4,928,700
WEST INDIES					
Imports therefrom :					
Miscellaneous Articles - - - - -	—	—	—	—	—
Exports of Foreign and Indian Produce, &c. :					
Rice - - - - - Cwt.	66,570	252,274	151,642	108,413	248,369
Jute, Gunny Bags - - - - - "	110,030	311,710	547,962	1,335,750	5,685,100
Lunseed - - - - - "	89,347	21,826	76,558	0	0
Other Articles - - - - -	—	—	—	—	—

## No. 15—continued.

TRADE with PRINCIPAL COUNTRIES, distinguishing PRINCIPAL ARTICLES; VALUES—continued.

ARTICLES.	1897-8.	1898-9.	1899-1900.	1900-1.	1901-2.
<b>PORTUGUESE EAST AFRICA.</b>					
Imports therefrom :	<i>Rupees.</i>	<i>Rupees.</i>	£	£	£
Miscellaneous Articles - - - - -	352,300	124,020	18,951	14,568	9,762
Exports of Foreign Merchandise :					
Cotton Manufactures - - - - -	847,820	605,670	42,890	56,315	40,328
Other Articles - - - - -	356,850	339,360	26,337	42,967	19,516
<b>TOTAL - - -</b>	<b>1,204,670</b>	<b>945,030</b>	<b>69,227</b>	<b>99,282</b>	<b>59,844</b>
Exports of Indian Produce, &c. :					
Cotton Manufactures - - - - -	604,760	550,880	47,161	49,023	39,421
Grain and Pulse - - - - -	180,810	337,060	21,032	79,551	29,009
Other Articles - - - - -	306,290	307,570	28,003	33,585	19,797
<b>TOTAL - - -</b>	<b>1,091,860</b>	<b>1,195,510</b>	<b>96,196</b>	<b>162,159</b>	<b>88,227</b>
<b>RÉUNION.</b>					
Imports therefrom :					
Miscellaneous Articles - - - - -	16,760	6,900	287	0	0
Exports of Indian Produce, &c. :					
Rice - - - - -	903,600	1,093,570	49,295	73,964	58,146
Other Articles - - - - -	160,440	270,210	16,727	6,725	12,146
<b>TOTAL - - -</b>	<b>1,064,040</b>	<b>1,363,780</b>	<b>66,022</b>	<b>80,689</b>	<b>70,292</b>
<b>CANADA.</b>					
Imports therefrom :					
Miscellaneous Articles - - - - -	10,740	6,190	18,110	600	14,535
Exports of Indian Produce, &c., thereto :					
Miscellaneous Articles - - - - -	343,300	463,520	51,328	69,870	42,193
<b>UNITED STATES.</b>					
Imports therefrom :					
Cotton Piece Goods - - - - -	1,788,930	912,790	51,173	110,480	84,491
Iron and Steel - - - - -	35,780	466,090	70,850	104,161	48,825
Machinery and Millwork - - - - -	144,830	136,580	14,091	24,160	46,207
Oils, Mineral - - - - -	10,805,200	9,549,190	469,189	320,043	324,396
Tobacco - - - - -	433,560	608,590	51,453	47,770	62,251
Other Articles - - - - -	1,102,450	1,953,450	171,317	226,689	219,757
<b>TOTAL - - -</b>	<b>14,310,750</b>	<b>13,626,690</b>	<b>828,073</b>	<b>833,303</b>	<b>785,927</b>
Exports of Foreign Merchandise :					
Miscellaneous Articles - - - - -	13,860	31,140	3,047	10,179	13,700
Exports of Indian Produce, &c. :					
Caoutchouc, Raw - - - - -	238,610	201,410	16,522	33,119	445
Chemicals : Saltpetre - - - - -	986,910	727,840	62,972	46,445	45,435
Indigo - - - - -	5,166,370	4,066,410	208,758	228,825	122,313
Hides and Skins :					
Raw - - - - -	13,461,640	14,229,010	1,950,240	1,606,001	1,856,768
Dressed or Tanned - - - - -	5,407,390	4,167,620	377,198	351,571	173,122
Jute : Raw - - - - -	8,580,550	5,941,600	717,086	781,907	938,512
„ Gunny Bags - - - - -	4,868,340	2,499,620	126,964	123,667	217,518
„ Cloth - - - - -	15,102,290	16,015,330	1,098,852	1,143,157	1,625,911
Lac (chiefly Shell) - - - - -	2,754,160	2,969,240	257,739	221,061	266,120
Oils, Vegetable - - - - -	382,500	673,590	53,516	32,603	30,616
Tea - - - - -	526,050	534,880	65,281	41,949	25,716
Other Articles - - - - -	1,272,280	1,815,360	141,458	201,038	276,772
<b>TOTAL - - -</b>	<b>58,747,090</b>	<b>53,841,910</b>	<b>5,076,586</b>	<b>4,811,343</b>	<b>5,579,268</b>
<b>SANDWICH ISLANDS.</b>					
Exports of Indian Produce, &c., thereto :					
Jute : Gunny Bags - - - - -	322,600	445,690	21,386	38,840	50,003
Other Articles - - - - -	0	0	0	0	73
<b>TOTAL - - -</b>	<b>322,600</b>	<b>445,690</b>	<b>21,386</b>	<b>38,840</b>	<b>50,076</b>
<b>WEST INDIES.</b>					
Imports therefrom :					
Miscellaneous Articles - - - - -	900	3,860	240	278	58
Exports of Foreign and Indian Produce, &c. :					
Rice - - - - -	393,610	1,226,290	45,324	34,903	89,632
Linseed - - - - -	541,460	119,050	28,931	0	0
Jute : Gunny Bags - - - - -	27,890	71,940	8,539	22,881	104,834
Other Articles - - - - -	67,400	177,310	4,148	4,922	9,462
<b>TOTAL - - -</b>	<b>1,030,360</b>	<b>1,594,590</b>	<b>86,942</b>	<b>62,706</b>	<b>203,928</b>

No. 14—*continued.*TRADE with PRINCIPAL COUNTRIES, distinguishing PRINCIPAL ARTICLES; QUANTITIES—*continued.*

ARTICLES	1897-8.	1898-9.	1899-1900.	1900-1.	1901-2.
<b>ARGENTINE REPUBLIC</b>					
Exports of Indian Produce, &c. :					
Jute, Gunny Cloth - - - - - Yds.	31,253,500	44,292,800	53,939,300	21,827,100	38,460,200
Other Articles (chiefly Rice) - - - - -	—	—	—	—	—
<b>BRAZIL.</b>					
Imports therefrom :					
Miscellaneous Articles - - - - -	—	—	—	—	—
Exports of Indian Produce, &c					
Rice - - - - - Cwt.	2,218,536	1,053,635	1,339,437	1,141,033	1,429,774
Other Articles - - - - -	—	—	—	—	—
<b>BRITISH GUIANA.</b>					
Exports of Foreign and Indian Produce, &c. :					
Rice - - - - - Cwt.	131,691	177,603	132,640	172,253	158,394
Other Articles - - - - -	—	—	—	—	—
<b>CHILE</b>					
Exports of Indian Produce, &c .					
Jute, Gunny Bags - - - - - No.	10,535,600	13,639,900	16,353,900	20,123,200	14,994,700
Rice - - - - - Cwt.	128,139	133,098	114,252	123,457	153,146
Other Articles - - - - -	—	—	—	—	—
<b>PERU.</b>					
Exports of Indian Produce, &c .					
Jute Manufactures - - - - -	—	—	—	—	—
Other Articles - - - - -	—	—	—	—	—
<b>URUGUAY</b>					
Exports of Indian Produce, &c .					
Jute Manufactures, Gunny Cloth - - - - - Yards	2,547,500	4,120,000	2,535,000	2,562,000	3,391,000
Other Articles - - - - -	—	—	—	—	—
<b>ADEN :</b>					
Imports therefrom :					
Salt - - - - - Tons	46,209	32,321	42,802	46,789	70,880
Other Articles - - - - -	—	—	—	—	—
Exports of Foreign Merchandise .					
Cotton Manufactures - - - - -	—	—	—	—	—
Other Articles - - - - -	—	—	—	—	—
Exports of Indian Produce, &c .					
Cotton, Twist and Yarn - - - - - Lbs.	2,053,444	1,687,304	2,502,068	1,377,712	1,779,533
Cotton Manufactures - - - - -	—	—	—	—	—
Grain and Pulse .					
Jawar and Bajra - - - - - Cwt.	250,282	710,181	247,896	10,729	39,544
Rice - - - - - "	254,845	326,384	396,712	263,060	258,284
Wheat Flour - - - - - "	113,522	155,918	139,444	715,258	124,582
Tobacco - - - - - Lbs.	3,579,278	7,225,156	4,124,584	3,145,873	9,144,858
Other Articles - - - - -	—	—	—	—	—

## No. 15—continued.

TRADE with PRINCIPAL COUNTRIES, distinguishing PRINCIPAL ARTICLES; VALUES—continued.

ARTICLES.	1897-8.	1898-9.	1899-1900.	1900-1.	1901-2.
<b>ARGENTINE REPUBLIC.</b>					
Exports of Indian Produce, &c. :	<i>Rupees.</i>	<i>Rupees.</i>	£	£	£
Jute, Gunny Cloth - - - - -	3,095,100	3,780,190	320,581	153,376	267,460
Other Articles (chiefly Rice) - - - - -	402,260	216,930	20,935	13,991	37,549
<b>TOTAL - - - - -</b>	<b>3,497,360</b>	<b>3,997,120</b>	<b>341,516</b>	<b>167,367</b>	<b>305,009</b>
<b>BRAZIL.</b>					
Imports therefrom :					
Miscellaneous Articles - - - - -	5,330	2,620	63	3	65
Exports of Indian Produce, &c. :					
Rice - - - - -	9,976,660	4,670,110	382,346	322,274	380,474
Other Articles - - - - -	4,710	0	0	13	4
<b>TOTAL - - - - -</b>	<b>9,981,370</b>	<b>4,670,110</b>	<b>382,346</b>	<b>322,287</b>	<b>380,478</b>
<b>BRITISH GUIANA.</b>					
Exports of Foreign and Indian Produce, &c. :					
Rice - - - - -	831,280	912,310	40,418	56,887	61,639
Other Articles - - - - -	197,530	160,460	35,152	13,009	20,726
<b>TOTAL - - - - -</b>	<b>1,028,810</b>	<b>1,072,770</b>	<b>75,570</b>	<b>69,896</b>	<b>82,365</b>
<b>CHILE.</b>					
Exports of Indian Produce, &c.					
Jute, Gunny Bags - - - - -	1,657,550	1,849,960	176,098	231,499	166,864
Rice - - - - -	534,200	534,930	27,703	30,487	38,837
Other Articles - - - - -	13,150	5,910	1,754	1,541	4,012
<b>TOTAL - - - - -</b>	<b>2,204,900</b>	<b>2,390,800</b>	<b>205,555</b>	<b>263,527</b>	<b>209,713</b>
<b>PERU.</b>					
Exports of Indian Produce, &c. :					
Jute Manufactures - - - - -	144,420	207,320	25,982	32,068	26,914
Other Articles - - - - -	0	0	4,626	0	0
<b>TOTAL - - - - -</b>	<b>144,420</b>	<b>207,320</b>	<b>30,608</b>	<b>32,068</b>	<b>26,914</b>
<b>URUGUAY.</b>					
Exports of Indian Produce, &c. :					
Jute Manufactures, Gunny Cloth - - - - -	243,320	376,260	16,471	17,933	23,759
Other Articles - - - - -	7,390	6,060	4,805	503	124
<b>TOTAL - - - - -</b>	<b>250,710</b>	<b>382,320</b>	<b>21,276</b>	<b>18,436</b>	<b>23,883</b>
<b>ADEN.</b>					
Imports therefrom :					
Salt - - - - -	634,120	460,410	40,285	47,413	66,648
Other Articles - - - - -	897,670	693,010	58,774	63,343	96,660
<b>TOTAL - - - - -</b>	<b>1,531,790</b>	<b>1,153,420</b>	<b>99,059</b>	<b>110,756</b>	<b>163,308</b>
Exports of Foreign Merchandise :					
Cotton Manufactures - - - - -	780,230	767,550	61,488	54,998	75,367
Other Articles - - - - -	705,620	644,720	34,725	34,395	35,912
<b>TOTAL - - - - -</b>	<b>1,485,850</b>	<b>1,412,270</b>	<b>96,213</b>	<b>89,393</b>	<b>111,279</b>
Exports of Indian Produce, &c. :					
Cotton, Twist and Yarn - - - - -	737,880	537,610	50,351	35,070	43,509
Cotton Manufactures - - - - -	11,942,640	1,612,850	125,175	89,726	143,566
Grain and Pulse :					
Jawar and Bajra - - - - -	1,037,040	2,515,150	57,032	3,302	9,413
Rice - - - - -	1,562,250	1,747,730	131,330	92,009	93,412
Wheat Flour - - - - -	929,210	1,109,700	65,309	43,245	61,038
Tobacco - - - - -	468,450	907,350	35,508	27,094	75,372
Other Articles - - - - -	2,274,720	2,215,010	124,957	141,962	177,880
<b>TOTAL - - - - -</b>	<b>6,483,740</b>	<b>10,645,400</b>	<b>589,662</b>	<b>437,408</b>	<b>604,190</b>

No. 14—*continued.*TRADE WITH PRINCIPAL COUNTRIES, distinguishing PRINCIPAL ARTICLES; QUANTITIES—*continued.*

ARTICLES.	1897-8.	1898-9.	1899-1900.	1900-1.	1901-2.
ARABIA.					
Imports therefrom :					
Precious Stones and Pearls (unset) - - -	—	—	—	—	—
Provisions (mainly Dates) - - - -	—	—	—	—	—
Salt - - - - - Tons	42,405	32,761	25,339	39,873	64,151
Other Articles - - - - -	—	—	—	—	—
Exports of Foreign Merchandise :					
Cotton Manufactures - - - - -	—	—	—	—	—
Other Articles - - - - -	—	—	—	—	—
Exports of Indian Produce, &c. :					
Cotton Manufactures - - - - -	—	—	—	—	—
Grain and Pulse :					
Rice - - - - - Cwt.	857,619	1,684,438	842,279	760,242	1,099,234
Wheat flour - - - - - "	86,464	126,595	76,442	73,179	106,634
Other sorts - - - - - "	204,076	537,234	131,289	240,574	133,796
Other Articles - - - - -	—	—	—	—	—
CEYLON.					
Imports therefrom :					
Cocoanut Oil - - - - - Gals.	2,600,819	1,407,599	902,900	1,087,117	1,652,318
Metals - - - - - Cwt.	32,537	9,494	19,061	20,196	27,231
Spices (chiefly Betelnuts) - - - - - Lbs.	13,401,961	11,568,195	10,838,343	12,152,387	9,796,394
Tea - - - - - "	1,059,716	1,108,686	570,161	1,496,700	820,709
Other Articles - - - - -	—	—	—	—	—
Exports of Foreign Merchandise :					
Miscellaneous Articles - - - - -	—	—	—	—	—
Exports of Indian Produce, &c. :					
Animals, Living - - - - - No.	169,291	165,643	246,373	280,126	275,656
Coal and Coke - - - - - Tons	105,039	215,132	181,512	369,186	336,372
Cotton Manufactures - - - - -	—	—	—	—	—
Fodder, Bran, and Cattle Food - - - - -	—	—	—	—	—
Fruits and Vegetables, fresh - - - - -	—	—	—	—	—
Grain and Pulse :					
Rice - - - - - Cwt.	5,022,988	5,515,172	5,550,789	5,664,555	5,278,342
Other - - - - - "	233,543	251,107	221,961	177,191	190,915
Provisions - - - - -	—	—	—	—	—
Seeds - - - - - Cwt.	79,456	74,026	61,924	64,797	71,251
Spices - - - - - Lbs.	6,455,535	7,280,756	5,909,808	5,869,194	6,693,049
Wood (chiefly Teak) - - - - -	—	—	—	—	—
Other Articles - - - - -	—	—	—	—	—



## No. 15—continued.

TRADE with PRINCIPAL COUNTRIES, distinguishing PRINCIPAL ARTICLES; VALUES—continued.

ARTICLES.	1897-8.	1898-9.	1899-1900.	1900-1.	1901-2.
<b>ARABIA.</b>					
Imports therefrom :	<i>Rupees.</i>	<i>Rupees.</i>	£.	£	£
Precious Stones and Pearls (unset) - - -	2,769,900	1,817,150	361,849	152,723	222,725
Provisions (mainly Dates) - - - - -	1,769,690	1,589,350	114,225	140,015	125,717
Salt - - - - -	574,050	439,560	21,957	36,086	58,410
Other Articles - - - - -	499,070	591,880	40,786	49,926	38,725
TOTAL - - -	4,994,710	4,437,940	538,817	378,750	445,577
Exports of Foreign Merchandise :					
Cotton Manufactures - - - - -	1,804,000	1,456,770	99,954	83,120	154,106
Other Articles - - - - -	1,300,480	1,131,190	68,805	82,017	69,625
TOTAL - - -	3,104,480	2,587,960	168,759	165,137	223,731
Exports of Indian Produce, &c. :					
Cotton Manufactures - - - - -	508,860	430,770	32,194	28,589	36,218
Grain and Pulse :					
Rice - - - - -	5,088,990	8,204,660	276,332	269,729	408,993
Wheat-flour - - - - -	728,080	909,060	34,656	35,426	49,388
Other sorts - - - - -	899,130	1,948,060	33,940	20,601	35,586
Other Articles - - - - -	1,418,070	1,478,310	75,797	98,626	103,523
TOTAL - - -	8,643,130	12,970,860	452,919	452,971	633,708
<b>CEYLON.</b>					
Imports therefrom :					
Cocoanut Oil - - - - -	3,765,860	1,967,550	84,741	104,383	168,290
Metals - - - - -	911,770	84,160	20,227	40,513	49,516
Spices (chiefly Betelnuts) - - - - -	1,997,970	1,814,120	94,207	108,633	115,078
Tea - - - - -	530,260	480,590	16,009	37,495	21,807
Other Articles - - - - -	3,505,560	2,673,630	194,556	213,910	249,457
TOTAL - - -	10,711,420	7,020,050	409,740	504,934	604,148
Exports of Foreign Merchandise :					
Miscellaneous Articles - - - - -	1,007,490	1,028,580	77,864	101,975	73,986
Exports of Indian Produce, &c. :					
Animals, Living - - - - -	963,820	836,040	79,555	90,464	94,218
Coal and Coke - - - - -	1,067,940	2,176,470	129,045	268,424	248,179
Cotton Manufactures - - - - -	2,403,920	2,114,310	167,154	177,838	160,027
Fodder, Bran, and Cattle Food - - - - -	314,870	476,310	41,570	102,953	91,282
Fruits and Vegetables, fresh - - - - -	669,500	584,740	39,771	47,672	43,887
Grain and Pulse :					
Rice - - - - -	24,565,420	27,627,690	1,780,979	1,956,041	1,780,996
Other - - - - -	1,442,090	1,320,690	76,243	65,302	67,911
Provisions - - - - -	1,595,330	1,156,970	112,916	103,520	123,882
Seeds - - - - -	1,300,030	578,700	30,198	30,941	32,483
Spices - - - - -	960,030	824,040	35,554	52,773	43,384
Wood (chiefly Teak) - - - - -	901,020	622,170	56,605	66,455	62,998
Other Articles - - - - -	3,793,920	3,754,000	235,251	230,142	236,084
TOTAL - - -	39,977,890	42,072,120	2,784,841	3,192,525	2,985,331

No. 14—*continued.*TRADE with PRINCIPAL COUNTRIES, distinguishing PRINCIPAL ARTICLES; QUANTITIES—*continued.*

ARTICLES.	1897-8.	1898-9.	1899-1900	1900-1.	1901-2.
<b>CHINA—HONGKONG.</b>					
Imports therefrom :					
Drugs, Medicines, and Narcotics - . . . .	—	—	—	—	—
Grain and Pulse . . . . . Cwt.	63,666	6,440	114,335	385,524	193,743
Silk :					
Raw \ . . . . . Lbs.	1,199,321	1,193,043	803,667	888,639	744,478
Manufactures . . . . .	—	—	—	—	—
Sugar . . . . . Cwt	291,175	185,682	316,975	487,439	182,564
Other Articles . . . . .	—	—	—	—	—
Exports of Foreign Merchandise :					
Provisions . . . . .	—	—	—	—	—
Other Articles . . . . .	—	—	—	—	—
Exports of Indian Produce, &c. :					
Chemicals (chiefly Saltpetre) . . . . . Cwt.	74,977	97,232	95,209	106,700	113,144
Cotton :					
Raw . . . . .	115,866	144,790	128,069	100,471	221,344
Twist and Yarn . . . . . Lbs.	114,026,650	128,621,701	107,681,420	71,967,452	116,068,520
Opium . . . . . Cwt.	40,133	44,354	45,147	44,833	47,367
Jute Manufactures . . . . .	—	—	—	—	—
Other Articles . . . . .	—	—	—	—	—
<b>CHINA—TREATY PORTS.</b>					
Imports therefrom :					
Silk :					
Raw . . . . . Lbs.	347,062	588,972	493,391	1,107,029	886,114
Manufactures . . . . .	—	—	—	—	—
Tea . . . . . Lbs.	1,314,337	1,429,034	1,698,547	2,361,608	1,594,741
Other Articles . . . . .	—	—	—	—	—
Exports of Foreign Merchandise :					
Miscellaneous Articles . . . . .	—	—	—	—	—
Exports of Indian Produce :					
Cotton :					
Raw . . . . . Cwt.	35,153	138,711	156,517	8,744	337,897
Twist and Yarn . . . . . Lbs.	75,445,100	80,354,450	123,939,337	36,591,720	144,164,876
Piece Goods . . . . . Yds.	4,409,988	3,837,386	6,051,556	783,560	1,314,732
Jute Manufactures . . . . .	—	—	—	—	—
Opium . . . . . Cwt.	17,466	23,689	21,991	22,799	17,871
Other Articles . . . . .	—	—	—	—	—
<b>COCHIN-CHINA.</b>					
Imports therefrom :					
Miscellaneous Articles . . . . .	—	—	—	—	—
Exports of Indian Produce, &c. :					
Opium . . . . . Cwt.	1,026	1,993	1,834	2,522	2,346
Other Articles . . . . .	—	—	—	—	—

## No. 15—continued.

TRADE with PRINCIPAL COUNTRIES, distinguishing PRINCIPAL ARTICLES; VALUES—continued.

ARTICLES.	1897-8.	1898-9.	1899-1900.	1900-1.	1901-2.
<b>CHINA—HONGKONG.</b>					
Imports therefrom :	<i>Rupees.</i>	<i>Rupees.</i>	£	£	£
Drugs, Medicines and Narcotics . . . . .	948,910	981,950	56,076	59,105	50,985
Grain and Pulse . . . . .	348,920	43,100	43,757	139,454	64,791
Silk :					
Raw . . . . .	3,241,470	3,469,680	138,094	192,414	149,141
Manufactures . . . . .	2,629,050	2,151,720	106,394	148,296	148,778
Sugar . . . . .	3,348,380	2,098,500	243,676	383,576	140,683
Other Articles . . . . .	2,401,800	2,763,810	146,532	144,839	171,641
<b>TOTAL . . . . .</b>	<b>12,918,530</b>	<b>11,508,760</b>	<b>734,529</b>	<b>1,067,684</b>	<b>726,019</b>
Exports of Foreign Merchandise :					
Provisions . . . . .	710,650	793,900	48,418	32,010	46,276
Other Articles . . . . .	659,330	579,030	42,442	30,978	32,340
<b>TOTAL . . . . .</b>	<b>1,369,980</b>	<b>1,372,930</b>	<b>90,860</b>	<b>62,988</b>	<b>78,616</b>
Exports of Indian Produce, &c. :					
Chemicals (chiefly Saltpetre) . . . . .	847,790	1,075,980	71,623	80,746	90,459
Cotton :					
Raw . . . . .	2,686,090	3,166,220	200,543	194,525	378,103
Twist and Yarn . . . . .	38,611,930	38,342,950	2,045,645	1,662,544	2,642,797
Opium . . . . .	29,888,730	33,591,710	2,623,872	2,879,501	2,891,587
Jute Manufactures . . . . .	1,728,190	845,530	166,064	275,680	374,661
Other Articles . . . . .	1,820,430	2,393,300	192,632	189,960	182,960
<b>TOTAL . . . . .</b>	<b>75,583,160</b>	<b>79,415,690</b>	<b>5,300,379</b>	<b>5,281,956</b>	<b>6,560,567</b>
<b>CHINA—TREATY PORTS.</b>					
Imports therefrom :					
Silk :					
Raw . . . . .	1,560,110	2,632,000	157,086	365,478	270,919
Manufactures . . . . .	1,103,900	1,424,660	81,208	113,293	83,842
Tea . . . . .	942,620	765,770	57,105	85,802	60,053
Other Articles . . . . .	384,960	587,700	34,330	65,869	53,067
<b>TOTAL . . . . .</b>	<b>3,991,590</b>	<b>5,410,130</b>	<b>329,729</b>	<b>630,442</b>	<b>467,881</b>
Exports of Foreign Merchandise :					
Miscellaneous Articles . . . . .	73,500	86,840	9,075	7,158	9,446
Exports of Indian Produce :					
Cotton :					
Raw . . . . .	852,510	2,929,030	241,462	17,606	581,277
Twist and Yarn . . . . .	26,933,530	24,027,730	2,347,082	870,512	3,255,928
Piece Goods . . . . .	528,590	428,250	51,469	7,110	11,435
Jute Manufactures . . . . .	136,170	171,980	20,951	27,126	63,096
Opium . . . . .	16,658,600	20,013,040	1,405,056	1,616,320	1,193,254
Other Articles . . . . .	133,870	93,410	10,598	7,915	38,445
<b>TOTAL . . . . .</b>	<b>45,243,270</b>	<b>47,663,440</b>	<b>4,076,618</b>	<b>2,546,589</b>	<b>5,148,435</b>
<b>COCHIN-CHINA.</b>					
Imports therefrom :					
Miscellaneous Articles . . . . .	267,100	480	37,020	133	283
Exports of Indian Produce, &c. :					
Opium . . . . .	690,200	1,408,880	99,420	154,390	137,750
Other Articles . . . . .	73,770	41,840	4,108	4,368	27,165
<b>TOTAL . . . . .</b>	<b>763,970</b>	<b>1,450,720</b>	<b>103,528</b>	<b>158,758</b>	<b>164,915</b>

No. 14—*continued.*TRADE with PRINCIPAL COUNTRIES, distinguishing PRINCIPAL ARTICLES; QUANTITIES—*continued.*

ARTICLES.	1897-8.	1898-9.	1899-1900.	1900-1.	1901-2.
JAPAN.					
Imports therefrom :					
Coal - - - - - Tons	14,213	32,231	86,938	27,967	53,440
Camphor - - - - - Lbs.	186,460	112,517	135,010	260,133	579,032
Matches - - - - -	—	—	—	—	—
Metals - - - - - Cwt.	12,167	16,253	2,987	536	669
Silk Manufactures - - - - - Yds.	4,014,483	4,561,225	3,078,507	10,235,875	6,113,189
Other Articles - - - - -	—	—	—	—	—
Exports of Foreign Merchandise :					
Miscellaneous Articles - - - - -	—	—	—	—	—
Exports of Indian Produce, &c. :					
Cotton, Raw - - - - - Cwt.	1,311,206	1,941,115	2,319,173	633,557	2,526,183
Indigo - - - - - Cwt.	16,613	16,138	23,705	7,386	5,710
Rice - - - - - „	1,138,383	1,623,928	349,842	6	106,037
Other Articles - - - - -	—	—	—	—	—
JAVA.					
Imports therefrom :					
Sugar - - - - - Cwt.	140,485	162,500	258,188	225,247	320,664
Other Articles (mainly Tea) - - - - -	—	—	—	—	—
Exports of Foreign Merchandise					
Miscellaneous Articles - - - - -	—	—	—	—	—
Exports of Indian Produce, &c. :					
Opium - - - - - Cwt.	813	806	520	1,099	1,372
Rice - - - - -	55,999	—	22	146,140	583,952
Other Articles - - - - -	—	—	—	—	—
MALDIVE ISLANDS.					
Imports therefrom :					
Miscellaneous Articles - - - - -	—	—	—	—	—
Exports (Foreign and Indian) thereto :					
Miscellaneous Articles - - - - -	—	—	—	—	—
MEKRAN AND SONMIANI.					
Imports therefrom :					
Provisions - - - - -	—	—	—	—	—
Other Articles - - - - -	—	—	—	—	—
Exports of Foreign Merchandise :					
Miscellaneous Articles - - - - -	—	—	—	—	—
Exports of Foreign and Indian Produce, &c. :					
Grain and Pulse - - - - - Cwt.	89,402	106,281	39,816	36,128	98,514
Other Articles - - - - -	—	—	—	—	—

## No. 15—continued.

TRADE with PRINCIPAL COUNTRIES, distinguishing PRINCIPAL ARTICLES; VALUES—continued.

ARTICLES.	1897-8.	1898-9.	1899-1900.	1900-1.	1901-2.
<b>JAPAN.</b>					
Imports therefrom :	<i>Rupees.</i>	<i>Rupees.</i>	£	£	£
Coal - - - - -	203,350	496,910	84,135	32,076	46,798
Camphor - - - - -	215,230	110,880	12,179	25,146	51,304
Matches - - - - -	1,314,840	996,970	55,358	68,069	70,783
Metals - - - - -	493,460	671,320	10,805	2,108	2,209
Silk Manufactures - - - - -	2,417,970	2,454,130	116,807	333,374	194,658
Other Articles - - - - -	700,340	719,840	54,017	98,192	108,369
<b>TOTAL</b> - - -	5,345,190	5,450,050	333,301	558,965	474,121
Exports of Foreign Merchandise :					
Miscellaneous Articles - - - - -	154,770	224,500	13,220	8,929	9,370
Exports of Indian Produce, &c :					
Cotton, Raw - - - - -	32,562,060	41,147,760	3,730,422	1,223,251	4,485,829
Indigo - - - - -	3,444,430	3,321,590	351,718	113,753	82,071
Rice - - - - -	4,386,840	6,644,870	87,859	4	33,624
Other Articles - - - - -	1,186,480	1,041,650	54,444	52,696	33,428
<b>TOTAL</b> - - -	41,579,810	52,155,870	4,224,443	1,389,704	4,634,952
<b>JAVA.</b>					
Imports therefrom :					
Sugar - - - - -	1,754,860	1,702,400	170,692	150,118	190,773
Other Articles (mainly Tea) - - - - -	326,630	255,660	12,221	27,405	8,207
<b>TOTAL</b> - - -	2,081,490	1,958,060	182,913	177,523	198,980
Exports of Foreign Merchandise :					
Miscellaneous Articles - - - - -	34,260	18,570	1,467	1,037	1,377
Exports of Indian Produce, &c.					
Opium - - - - -	559,220	617,200	29,730	51,410	80,418
Rice - - - - -	332,600	0	8	45,925	137,777
Other Articles - - - - -	347,380	255,360	17,529	44,999	43,657
<b>TOTAL</b> - - -	1,239,200	872,560	47,267	142,334	261,852
<b>MALDIVE ISLANDS.</b>					
Imports therefrom :					
Miscellaneous Articles - - - - -	99,430	59,880	60,410	5,669	3,232
Exports (Foreign and Indian) thereto :					
Miscellaneous Articles - - - - -	127,200	136,840	140,860	15,143	3,442
<b>MEKRAN AND SONMIANI.</b>					
Imports therefrom :					
Provisions - - - - -	372,290	340,120	20,910	27,122	24,155
Other Articles - - - - -	434,140	289,880	30,325	25,091	26,117
<b>TOTAL</b> - - -	806,430	630,000	51,235	52,213	50,272
Exports of Foreign Merchandise :					
Miscellaneous Articles - - - - -	219,410	168,220	12,338	18,118	20,066
Exports of Indian Produce, &c. :					
Grain and Pulse - - - - -	360,970	331,820	12,193	12,103	21,883
Other Articles - - - - -	201,940	170,080	12,078	11,805	8,180
<b>TOTAL</b> - - -	562,910	501,900	24,271	23,908	30,063

## TRADE WITH PRINCIPAL COUNTRIES, distinguishing PRINCIPAL ARTICLES; QUANTITIES—continued.

ARTICLES.	1897-8.	1898-9.	1899-1900.	1900-1.	1901-2.
PERSIA.					
Imports therefrom:					
Cotton, Raw - - - - - Cwt.	8,908	909	13,476	25,576	5,295
Precious Stones and Pearls (unset) - - - - -	—	—	—	—	—
Provisions - - - - -	—	—	—	—	—
Wool, Raw - - - - - Lbs.	3,283,827	2,480,416	2,577,416	1,943,564	2,523,652
Other Articles - - - - -	—	—	—	—	—
Exports of Foreign Merchandise:					
Cotton Twist and Yarn - - - - - Lbs.	1,428,472	1,092,090	1,348,332	863,426	1,262,791
Cotton Manufactures - - - - -	—	—	—	—	—
Metals - - - - - Cwt.	26,269	14,738	10,686	25,480	11,559
Sugar - - - - -	47,771	84,778	38,436	22,636	21,606
Tea - - - - - Lbs.	1,259,871	2,112,935	1,195,759	1,608,081	1,004,240
Other Articles - - - - -	—	—	—	—	—
Exports of Indian Produce, &c:					
Cotton Twist and Yarn - - - - - Lbs.	1,145,102	1,319,215	958,416	1,494,436	1,752,951
Indigo - - - - - Cwt.	7,473	6,389	3,466	6,959	3,796
Rice - - - - -	176,460	351,126	155,751	136,901	227,109
Tea - - - - - Lbs.	1,464,394	3,456,791	1,953,900	2,429,140	2,530,548
Other Articles - - - - -	—	—	—	—	—
PHILIPPINE ISLANDS.					
Imports therefrom:					
Miscellaneous Articles - - - - -	—	—	—	—	—
Exports (Foreign and Indian) thereto:					
Cotton Piece Goods (Indian) - - - - - Yards	—	—	13,200	4,501,672	7,567,221
Other Articles - - - - -	—	—	—	—	—
SIAM.					
Imports therefrom:					
Teak - - - - - Cubic Tons	13,382	7,722	9,364	17,238	17,572
Other Articles - - - - -	—	—	—	—	—
Exports of Foreign and Indian Produce, &c:					
Miscellaneous Articles - - - - -	—	—	—	—	—
STRAITS SETTLEMENTS.					
Imports therefrom:					
Metals: Tin - - - - - Cwt.	37,740	27,622	16,274	21,096	24,035
Provisions (chiefly Fish) - - - - -	—	—	—	—	—
Silk, Raw - - - - - Lbs.	435,578	429,550	374,318	485,460	437,860
Spices: Betelnuts - - - - -	67,552,310	64,423,207	78,761,687	75,662,892	68,852,583
" Other - - - - -	5,743,258	3,129,503	2,814,939	2,939,995	2,004,647
Sugar - - - - - Cwt.	74,912	77,207	80,666	148,253	130,949
Other Articles - - - - -	—	—	—	—	—
Exports of Foreign Merchandise:					
Cotton Manufactures - - - - -	—	—	—	—	—
Other Articles - - - - -	—	—	—	—	—
Exports of Indian Produce, &c:					
Animals, Living - - - - - No.	34,082	42,519	41,887	44,257	44,285
Coal - - - - - Tons.	85,347	93,462	86,951	65,715	89,592
Cotton:					
Raw - - - - - Cwt.	38,391	56,080	18,845	3,969	9,655
Twist and Yarn - - - - - Lbs.	4,440,186	5,120,970	4,111,057	4,199,407	4,987,437
Manufactures - - - - -	—	—	—	—	—
Fodder, &c - - - - -	—	—	—	—	—
Hides and Skins:					
Raw and Dressed - - - - - Cwt.	8,650	6,493	4,500	11,811	4,189
Jute: Gunny Bags - - - - - No.	16,096,250	24,239,410	21,346,586	31,400,340	23,733,290
Opium - - - - - Cwt.	18,026	21,379	22,868	24,610	22,167
Provisions - - - - -	—	—	—	—	—
Rice - - - - - Cwt.	3,364,846	5,537,559	4,235,067	5,525,128	6,437,479
Other Articles - - - - -	—	—	—	—	—

## TRADE WITH PRINCIPAL COUNTRIES, distinguishing PRINCIPAL ARTICLES; VALUES—continued.

ARTICLES.	1897-8.	1898-9.	1899-1900.	1900-1.	1901-2.
<b>PERSIA.</b>					
Imports therefrom :	<i>Rupees.</i>	<i>Rupees.</i>	£	£	£
Cotton, Raw - . . . . .	223,540	21,850	24,339	46,099	8,866
Precious Stones and Pearls (unset) - . . . . .	1,891,970	1,676,030	232,067	115,983	121,380
Provisions - . . . . .	1,717,980	1,618,440	128,493	125,841	140,030
Wool, Raw - . . . . .	956,430	740,140	47,346	37,072	44,562
Other Articles - . . . . .	2,129,200	1,783,070	119,710	150,803	137,198
<b>TOTAL</b> - . . . . .	<b>6,919,120</b>	<b>5,839,530</b>	<b>551,955</b>	<b>475,798</b>	<b>452,036</b>
Exports of Foreign Merchandise :					
Cotton Twist and Yarn - . . . . .	805,370	554,280	46,507	32,409	46,722
Cotton Manufactures - . . . . .	4,453,990	4,535,110	280,484	286,630	257,252
Metals - . . . . .	462,170	274,570	14,934	33,490	16,398
Sugar - . . . . .	544,470	929,060	29,171	18,046	17,166
Tea - . . . . .	1,047,820	1,319,580	49,573	74,677	45,999
Other Articles - . . . . .	1,307,730	953,820	83,945	93,931	67,257
<b>TOTAL</b> - . . . . .	<b>8,621,550</b>	<b>8,566,420</b>	<b>496,940</b>	<b>539,183</b>	<b>450,794</b>
Exports of Indian Produce, &c. :					
Cotton Twist and Yarn - . . . . .	467,040	458,150	22,942	40,352	46,631
Indigo - . . . . .	1,316,820	1,086,480	36,408	75,136	42,482
Rice - . . . . .	1,065,420	1,805,850	52,015	49,725	82,911
Tea - . . . . .	877,730	1,686,970	60,210	76,281	76,103
Other Articles - . . . . .	1,692,550	2,015,950	72,387	102,638	118,250
<b>TOTAL</b> - . . . . .	<b>5,419,560</b>	<b>7,053,400</b>	<b>243,962</b>	<b>344,132</b>	<b>366,377</b>
<b>PHILIPPINE ISLANDS.</b>					
Imports therefrom :					
Miscellaneous Articles - . . . . .	20,510	12,620	9,609	10,933	18,319
Exports (Foreign and Indian) thereto :					
Cotton Piece Goods (Indian) - . . . . .	0	0	159	58,064	98,575
Other Articles - . . . . .	231,130	38,020	5,126	8,804	6,003
<b>TOTAL</b> - . . . . .	<b>231,130</b>	<b>38,020</b>	<b>5,285</b>	<b>66,868</b>	<b>104,578</b>
<b>SIAM.</b>					
Imports therefrom :					
Teak - . . . . .	1,018,510	575,560	49,631	93,599	86,092
Other Articles - . . . . .	26,180	22,590	14,322	2,654	3,624
<b>TOTAL</b> - . . . . .	<b>1,044,690</b>	<b>598,150</b>	<b>63,953</b>	<b>96,253</b>	<b>89,716</b>
Exports of Foreign and Indian Produce, &c. :					
Miscellaneous Articles - . . . . .	430,670	375,610	26,877	37,631	41,788
<b>STRAITS SETTLEMENTS.</b>					
Imports therefrom :					
Metals : Tin - . . . . .	2,158,300	1,573,810	85,377	135,809	144,160
Provisions (chiefly Fish) - . . . . .	3,371,120	3,303,910	194,567	249,472	274,051
Silk, Raw - . . . . .	1,690,780	1,758,770	83,764	110,916	104,965
Spices : Betelnuts - . . . . .	3,423,940	4,394,220	332,850	320,614	285,717
" Other - . . . . .	1,197,740	974,850	59,560	67,870	48,540
Sugar - . . . . .	816,520	898,250	60,083	104,467	81,008
Other Articles - . . . . .	11,439,880	7,158,290	474,180	555,487	649,482
<b>TOTAL</b> - . . . . .	<b>24,098,280</b>	<b>20,062,100</b>	<b>1,290,381</b>	<b>1,544,635</b>	<b>1,587,923</b>
Exports of Foreign Merchandise :					
Cotton Manufactures - . . . . .	1,893,630	2,259,700	131,642	97,218	122,266
Other Articles - . . . . .	800,080	1,035,930	72,967	59,466	60,585
<b>TOTAL</b> - . . . . .	<b>2,693,710</b>	<b>3,295,630</b>	<b>204,609</b>	<b>156,684</b>	<b>182,851</b>
Exports of Indian Produce, &c. :					
Animals, Living - . . . . .	392,400	736,700	50,729	52,759	42,808
Coal - . . . . .	828,450	989,720	66,457	49,471	60,218
Cotton :					
Raw - . . . . .	842,660	939,810	21,810	7,032	9,753
Twist and Yarn - . . . . .	1,797,160	1,800,720	99,458	110,922	131,619
Manufactures - . . . . .	2,159,480	2,698,080	227,544	360,050	288,771
Fodder, &c. - . . . . .	1,463,000	1,588,140	136,060	139,139	121,753
Hides and Skins :					
Raw and Dressed - . . . . .	529,140	421,520	23,869	54,957	20,131
Jute : Gunny Bags - . . . . .	3,269,890	4,611,890	274,113	426,341	319,233
Opium - . . . . .	12,598,140	15,183,740	1,254,569	1,524,782	1,302,328
Provisions - . . . . .	953,700	1,201,570	64,788	65,914	78,368
Rice - . . . . .	13,309,800	20,488,390	1,023,615	1,420,237	1,521,632
Other Articles - . . . . .	4,792,160	5,783,810	419,072	360,467	329,362
<b>TOTAL</b> - . . . . .	<b>42,935,980</b>	<b>56,444,090</b>	<b>3,662,084</b>	<b>4,572,071</b>	<b>4,225,976</b>

## No. 14—concluded.

TRADE with PRINCIPAL COUNTRIES, distinguishing PRINCIPAL ARTICLES; QUANTITIES—concluded.

ARTICLES.	1897-8.	1898-9.	1899-1900.	1900-1.	1901-2.
SUMATRA.					
Imports therefrom :					
Mineral Oil - - - - - Gals.	7,540,866	4,443,562	—	—	—
Other Articles - - - - -	—	—	—	—	—
Exports of Foreign and Indian Produce, &c. :					
Miscellaneous Articles - - - - -	—	—	—	—	—
TURKEY IN ASIA (LEVANT AND BLACK SEA PORTS).					
Imports therefrom :					
Miscellaneous Articles - - - - -	—	—	—	—	—
Exports (Foreign and Indian) thereto :					
Indigo - - - - - Cwt.	3,851	4,286	2,005	1,899	2,826
Jute Manufactures - - - - -	—	—	—	—	—
Tea - - - - - Lbs.	976,361	1,459,205	1,463,341	2,451,884	1,534,871
Other Articles - - - - -	—	—	—	—	—
TURKEY IN ASIA (PERSIAN GULF PORTS).					
Imports therefrom :					
Grain and Pulse - - - - - Cwt.	189,895	22,977	396,317	419,464	67,666
Horses - - - - - No.	1,046	1,395	922	679	231
Provisions (chiefly Dates) - - - - -	—	—	—	—	—
Other Articles - - - - -	—	—	—	—	—
Exports of Foreign Merchandise :					
Cotton Manufactures - - - - -	—	—	—	—	—
Other Articles - - - - -	—	—	—	—	—
Exports of Indian Produce, &c. :					
Cotton Goods (including Twist and Yarn) - - - - -	—	—	—	—	—
Indigo - - - - - Cwt.	1,234	2,066	612	943	1,216
Jute, Gunny Bags - - - - - No.	593,555	613,000	1,320,350	1,643,685	860,930
Tea - - - - - Lbs.	362,269	1,140,173	686,743	789,992	1,091,259
Other Articles - - - - -	—	—	—	—	—
AUSTRALIA					
Imports therefrom :					
Horses - - - - - No.	3,657	5,736	4,950	8,340	7,579
Copper - - - - - Cwt.	21,281	—	—	10,120	12,012
Wheat - - - - - "	—	—	273,195	404,478	201,707
Other Articles - - - - -	—	—	—	—	—
Exports of Foreign Merchandise :					
Miscellaneous Articles - - - - -	—	—	—	—	—
Exports of Indian Produce, &c. :					
Jute Manufactures - - - - -	—	—	—	—	—
Oils, Vegetable (chiefly Castor & Linseed) Gals.	786,934	880,195	773,569	716,758	744,922
Tea - - - - - Lbs.	6,792,654	6,306,135	8,362,797	6,774,652	8,575,036
Other Articles - - - - -	—	—	—	—	—



## No. 15—concluded.

## TRADE with PRINCIPAL COUNTRIES, distinguishing PRINCIPAL ARTICLES; VALUES—concluded

ARTICLES.	1897-8.	1898-9.	1899-1900.	1900-1.	1901-2.
<b>SUMATRA.</b>					
Imports therefrom :	<i>Rupees.</i>	<i>Rupees.</i>	<i>£</i>	<i>£</i>	<i>£</i>
Mineral Oil - - - - -	3,289,780	1,344,290	0	0	0
Other Articles - - - - -	170	250,650	11,926	0	0
TOTAL - - -	3,289,950	1,594,940	11,926	0	0
Exports of Foreign and Indian Produce, &c. :					
Miscellaneous Articles - - - - -	33,150	3,390	5,104	8,804	8,533
<b>TURKEY IN ASIA (LEVANT AND BLACK SEA PORTS).</b>					
Imports therefrom :					
Miscellaneous Articles - - - - -	16,180	15,530	5,291	5,670	967
Exports (Foreign and Indian) thereto :					
Indigo - - - - -	988,540	1,078,910	33,830	30,888	47,174
Jute Manufactures - - - - -	761,580	636,070	29,868	64,633	65,027
Tea - - - - -	460,170	590,030	38,528	63,956	39,967
Other Articles - - - - -	94,520	84,020	12,332	22,153	16,931
TOTAL - - -	2,304,810	2,389,030	114,558	181,630	169,099
<b>TURKEY IN ASIA (PERSIAN GULF PORTS).</b>					
Imports therefrom :					
Grain and Pulse - - - - -	897,230	94,540	113,330	131,576	21,686
Horses - - - - -	314,200	434,300	19,203	14,720	4,620
Provisions (chiefly Dates) - - - - -	1,533,370	701,200	148,079	188,996	166,733
Other Articles - - - - -	151,880	209,220	7,345	22,148	12,930
TOTAL - - -	2,896,680	1,439,260	287,957	337,440	205,969
Exports of Foreign Merchandise :					
Cotton Manufactures - - - - -	636,910	649,480	45,302	36,941	55,662
Other Articles - - - - -	736,370	807,090	53,917	67,996	58,770
TOTAL - - -	1,373,280	1,456,570	99,219	104,937	114,432
Exports of Indian Produce, &c. :					
Cotton Goods (including Twist and Yarn) - - - - -	594,300	748,920	41,783	58,744	90,392
Indigo - - - - -	291,360	462,820	9,514	14,135	18,329
Jute, Gunny Bags - - - - -	140,400	150,260	21,241	26,937	16,168
Tea - - - - -	178,470	447,050	17,426	20,206	27,242
Other Articles - - - - -	1,144,530	1,286,840	76,590	77,246	95,372
TOTAL - - -	2,349,060	3,095,890	166,554	197,268	247,503
<b>AUSTRALIA.</b>					
Imports therefrom :					
Horses - - - - -	1,723,300	2,536,400	149,700	261,735	248,300
Copper - - - - -	936,360	0	0	40,593	48,050
Wheat - - - - -	0	0	91,991	136,170	64,947
Other Articles - - - - -	684,640	720,630	49,173	80,068	100,585
TOTAL - - -	3,344,300	3,257,030	290,864	518,566	461,882
Exports of Foreign Merchandise :					
Miscellaneous Articles - - - - -	11,740	53,140	2,486	2,342	4,423
Exports of Indian Produce, &c. :					
Jute Manufactures - - - - -	7,679,340	7,968,400	692,521	861,302	875,082
Oils, Vegetable (chiefly Castor and Linseed) - - - - -	1,097,360	1,214,000	75,024	78,701	80,925
Tea - - - - -	2,512,570	2,113,480	198,725	233,116	194,201
Other Articles - - - - -	1,069,390	1,455,680	98,394	100,852	183,921
TOTAL - - -	12,358,660	12,819,560	1,064,664	1,273,971	1,334,129

## IMPORTS of TREASURE from DIFFERENT COUNTRIES.

COUNTRIES	1897-8.	1898-9.	1899-1900.	1900-1.	1901-2.
	<i>Rupees.</i>	<i>Rupees.</i>	£	£	£
<b>GOLD.</b>					
UNITED KINGDOM . . . . .	41,222,070	38,043,180	2,710,438	2,890,912	1,799,257
<b>BRITISH POSSESSIONS :</b>					
Malta . . . . .	0	0	0	0	31
Aden . . . . .	190,920	624,320	45,288	51,858	59,365
Ceylon . . . . .	0	0	619	17,758	6,428
China, Hong Kong	2,306,910	4,202,540	472,427	807,080	975,299
Straits Settlements	7,649,970	6,488,660	480,540	479,922	535,747
British East Africa	179,360	144,510	5,749	34,431	42,191
Cape Colony . . . . .	129,430	45,070	198	837	287
Mauritius . . . . .	0	0	330,000	4	0
Natal . . . . .	820	7,720	0	6	253
Australia . . . . .	0	14,680	125,000	1,210	807
	7,802,400	22,436,890	1,601,089	2,104,098	1,769,459
	18,259,810	33,964,390	3,060,910	3,497,204	3,389,867
<b>FOREIGN COUNTRIES :</b>					
Austria-Hungary . . . . .	46,030	403,620	7,453	5,389	102
France . . . . .	2,737,340	2,042,090	146,269	40,093	886
Russia . . . . .	19,150	7,030	311	0	0
Arabia . . . . .	1,947,040	2,907,810	202,047	152,424	178,280
China, Treaty Ports	0	0	0	0	181
Japan . . . . .	95,420	64,450	15,293	0	49
Persia . . . . .	0	30,530	1,204,146	985,337	13
Turkey in Asia . . . . .	109,180	12,480	2,332	725	428
Abyssinia . . . . .	246,370	291,780	9,415	2,481	4,720
Egypt . . . . .	8,390	42,490	0	85	391
Madagascar . . . . .	8,104,790	10,584,000	271,178	344,216	164,007
Portuguese East Africa	16,630	4,260	808	1,217	131
Other Countries . . . . .	0	0	600	8,150	0
	0	2,430	1,331	2,780	45
	13,330,340	16,392,970	1,861,183	1,543,897	349,233
<b>TOTAL VALUE . . . . .</b>	<b>72,812,220</b>	<b>88,400,540</b>	<b>7,632,531</b>	<b>7,932,013</b>	<b>5,538,357</b>
<b>QUANTITY - Oz.</b>	<b>1,129,149</b>	<b>1,432,461</b>	<b>1,914,037</b>	<b>1,987,738</b>	<b>1,372,249</b>
<b>SILVER :</b>					
UNITED KINGDOM . . . . .	100,908,720	58,303,650	5,590,756	2,201,297	6,467,780
	0	0	0	5,374,355	607,853
<b>BRITISH POSSESSIONS :</b>					
Malta . . . . .	0	0	0	0	42
Aden . . . . .	835,800	2,187,110	25,555	52,606	5,570
Ceylon . . . . .	7,110	38,360	109	1,043	4,147
China, Hong Kong	3,720,520	3,083,380	108,584	236,476	237,252
Straits Settlements	1,362,890	2,772,320	105,780	6,368	5,984
British East Africa	1,140,160	893,910	22,842	13,448	34,388
Mauritius . . . . .	113,050	219,290	5,334	3,532	6,284
Natal . . . . .	2,304,000	1,279,650	2,637	7,317	229,388
Australia . . . . .	29,450	5,570	159	0	0
	11,292,190	7,202,920	210,245	308,910	445,762
	20,805,170	17,682,510	481,245	629,700	968,817
<b>FOREIGN COUNTRIES :</b>					
Austria-Hungary . . . . .	17,790	72,460	19,737	5,965	267
France . . . . .	313,560	395,540	0	0	0
Arabia . . . . .	1,584,290	3,027,000	123,741	117,892	54,831
China, Treaty Ports	0	0	0	0	75
Japan . . . . .	2,838,460	5,606,680	12,309	501	236
Mekran and Sonmiani	93,500	1,070,630	32	120	237
Persia . . . . .	37,350	22,650	492	387	1,630
Philippine Islands	991,300	1,364,140	78,397	61,909	48,521
Turkey in Asia . . . . .	536,200	78,200	9,387	15,613	16,620
Abyssinia . . . . .	121,360	0	0	0	0
Egypt . . . . .	731,030	1,593,670	30,459	42,150	28,171
Portuguese East Africa	0	313,890	2,381	190	133
United States . . . . .	74,230	49,700	807	1,018	626
Other Countries . . . . .	32,110	700	0	0	0
	3,408,810	969,760	0	0	0
	80	4,380	183	1,598	70
	10,780,070	14,569,430	277,925	247,143	151,417
<b>TOTAL VALUE . . . . .</b>	<b>132,493,950</b>	<b>90,555,590</b>	<b>6,349,926</b>	<b>8,452,495</b>	<b>8,195,867</b>
<b>QUANTITY - Oz.</b>	<b>68,535,612</b>	<b>49,226,780</b>	<b>50,663,542</b>	<b>64,746,549</b>	<b>66,726,972</b>

## No. 16—concluded.

## IMPORTS of TREASURE from DIFFERENT COUNTRIES—concluded.

COUNTRIES.	1897-8.	1898-9.	1899-1900.	1900-1.	1901-2.
<b>TOTAL GOLD AND SILVER:</b>	<i>Rupees.</i>	<i>Rupees.</i>	£	£	£
UNITED KINGDOM - - - - -	142,130,790	96,346,820	8,301,194	5,092,208	8,267,037
{ <i>Private</i> - - - - -	0	0	0	5,374,355	607,853
{ <i>Government</i> - - - - -					
<b>BRITISH POSSESSIONS:</b>					
Malta - - - - -	0	0	0	0	73
Aden - - - - -	1,026,720	2,811,430	70,844	104,464	64,935
{ <i>Private</i> - - - - -	7,110	38,360	728	18,801	10,575
{ <i>Government</i> - - - - -					
Ceylon - - - - -	6,027,430	7,285,920	581,011	1,043,557	1,212,551
China, Hong Kong - - - - -	9,012,870	9,260,990	586,320	486,290	541,731
Straits Settlements - - - - -	1,319,520	1,038,420	28,591	47,879	76,579
British East Africa - - - - -	242,480	264,360	5,533	4,369	6,571
Cape Colony - - - - -	0	0	330,000	4	0
Mauritius - - - - -	2,304,820	1,287,370	2,637	7,324	229,641
Natal - - - - -	29,450	20,250	125,159	1,210	807
Australia - - - - -	19,094,580	29,639,810	1,811,334	2,413,007	2,215,221
	39,064,980	51,646,910	3,542,157	4,126,905	4,358,684
<b>FOREIGN COUNTRIES:</b>					
Austria-Hungary - - - - -	63,820	476,080	27,190	11,354	369
France - - - - -	3,050,900	2,437,620	146,269	40,093	886
Russia - - - - -	19,150	7,030	311	0	0
Turkey in Europe - - - - -	0	3,730	0	0	0
Arabia - - - - -	3,531,320	5,934,810	325,788	270,316	233,111
{ <i>Private</i> - - - - -	0	0	0	0	256
{ <i>Government</i> - - - - -					
China, Treaty Ports - - - - -	2,933,880	5,671,130	27,603	501	285
Japan - - - - -	93,500	1,101,160	1,204,178	985,457	250
Mekran and Sonmiani - - - - -	37,350	22,650	492	387	1,630
Persia - - - - -	1,100,480	1,376,620	80,729	62,634	48,949
{ <i>Private</i> - - - - -	536,200	78,200	9,387	15,613	16,621
{ <i>Government</i> - - - - -					
Philippine Islands - - - - -	121,360	0	0	0	0
Turkey in Asia - - - - -	977,390	1,885,450	39,874	44,631	32,891
Abyssinia - - - - -	8,390	356,380	2,381	275	524
Egypt - - - - -	8,179,030	10,633,710	271,985	345,235	164,633
Madagascar - - - - -	16,630	4,260	861	1,217	131
Portuguese East Africa - - - - -	32,110	700	601	9,150	0
United States - - - - -	3,408,810	969,760	0	0	45
Other Countries - - - - -	80	6,830	1,457	4,177	69
	24,110,400	30,962,390	2,139,106	1,791,040	500,647
<b>GRAND TOTAL - - - - -</b>	<b>205,306,170</b>	<b>178,956,130</b>	<b>13,982,457</b>	<b>16,384,508</b>	<b>13,734,224</b>

## No. 17.

## DESCRIPTION of TREASURE IMPORTED.

	1897-8.	1898-9.	1899-1900.	1900-1.	1901-2.
<b>GOLD:</b>	<i>Rupees.</i>	<i>Rupees.</i>	£	£	£
Bullion - - - - -	46,617,050	43,056,830	2,308,778	2,349,999	1,944,710
Coin: British - - - - -	26,195,170	45,343,710	5,323,753	4,489,715	3,517,331
Other - - - - -	0	0	0	1,092,299	76,316
<b>SILVER:</b>					
Bullion - - - - -	120,524,940	78,625,090	5,959,455	7,937,025	7,602,860
Coin: Government of India Rupees - - - - -	11,048,260	4,758,000	307,030	349,574	586,553
British Dollars and other Coin - - - - -	920,740	7,172,490	83,441	165,896	6,454

## No. 18.

## EXPORTS OF TREASURE TO DIFFERENT COUNTRIES.

COUNTRIES	1897-8.	1898-9.	1899-1900.	1900-1.	1901-2.
<b>GOLD :</b>					
	<i>Rupees.</i>	<i>Rupees.</i>	£	£	£
UNITED KINGDOM - - - { <i>Private</i> - -	23,251,720	23,230,600	1,330,114	2,748,045	2,100,743
{ <i>Government</i> - -	0	0	0	4,500,000	2,002,277
<b>BRITISH POSSESSIONS :</b>					
Aden - - - - -	5,000	0	3	13	0
Ceylon - - - - -	0	0	500	0	69,900
China, Hong Kong	0	0	4	79,259	80
Straits Settlements	0	0	1,300	29,027	2,505
Other Possessions	0	0	20	20	356
	5,000	0	1,827	108,319	72,841
<b>FOREIGN COUNTRIES :</b>					
Arabia - - - - -	11,480	52,780	2,837	946	7,705
Japan - - - - -	0	0	0	0	50,000
Persia - - - - -	21,770	14,160	1,104	665	4,344
Turkey in Asia	51,420	68,870	2,915	12,442	8,686
Egypt - - - - -	385,940	0	0	0	0
Other Countries	0	50	0	173	0
	470,610	135,860	6,856	14,226	70,735
TOTAL, Value - - -	23,727,330	23,366,460	1,338,797	7,370,590	4,246,596
„ Quantity, Oz. -	397,114	410,461	353,225	1,881,060	1,097,743
<b>SILVER :</b>					
UNITED KINGDOM - - - { <i>Private</i> - -	10	2,150	600	658	143
{ <i>Government</i> - -	0	0	0	0	49
<b>BRITISH POSSESSIONS</b>					
Aden - - - - -	100,000	500,290	541	10,000	10,000
Ceylon - - - - -	9,611,630	9,867,500	667,000	413,868	413,333
China, Hong Kong	5,025,700	2,941,470	194,149	18,569	59,942
Straits Settlements	27,353,010	27,501,200	2,784,087	995,392	2,510,297
British East Africa	856,620	2,564,690	20,554	150,042	123,483
Mauritius - - - - -	2,021,100	4,237,840	7,857	205,887	2,095
Natal - - - - -	61,140	27,640	2,323	2,873	1,582
	45,029,200	47,637,630	3,676,712	1,796,631	3,120,732
<b>FOREIGN COUNTRIES .</b>					
France - - - - -	24,440	6,000	293	0	40
Arabia - - - - - { <i>Private</i> - -	893,350	2,008,680	145,227	51,382	128,900
{ <i>Government</i> - -	0	0	0	0	200
China, Treaty Ports	0	0	10,974	118,133	0
Japan - - - - -	93,000	0	0	0	0
Mekran and Sonmiani - - - { <i>Private</i> - -	3,000	7,750	120	2,140	0
{ <i>Government</i> - -	43,780	29,400	3,565	1,880	2,803
Persia - - - - - { <i>Private</i> - -	198,860	532,210	65,182	91,782	80,809
{ <i>Government</i> - -	2,000	3,000	666	80	200
Siam - - - - -	1,356,300	515,000	60,333	37,682	26,768
Turkey in Asia	15,400	2,200	0	10,382	0
German East Africa	0	0	0	0	40,000
Portuguese East Africa	0	2,220	0	55	0
Other Countries - - - { <i>Private</i> - -	400	590	1,790	0	0
{ <i>Government</i> - -	99,400	920	0	3,535	0
	3,586,550	5,669,660	308,704	467,093	279,720
TOTAL VALUE - - -	47,759,140	50,747,750	3,965,461	2,114,340	3,400,644
„ Quantity, Oz. -	24,250,995	26,061,351	32,017,260	64,746,549	27,721,780

## No. 18—concluded.

## EXPORTS OF TREASURE TO DIFFERENT COUNTRIES—concluded.

COUNTRIES.	1897-8.	1898-9.	1899-1900.	1900-1.	1901-2.
<b>TOTAL GOLD AND SILVER :</b>	<i>Rupees.</i>	<i>Rupees</i>	£	£	£
UNITED KINGDOM - - - - -	23,251,750	23,232,740	1,330,714	2,748,703	2,100,886
{ <i>Private</i> - - - - -	0	0	0	4,500,000	2,002,326
{ <i>Government</i> - - - - -					
<b>BRITISH POSSESSIONS :</b>					
Aden - - - - -	105,000	500,290	545	10,013	10,000
Ceylon - - - - -	9,611,630	9,867,500	667,500	413,868	483,233
China, Hong Kong - - - - -	5,025,700	2,941,470	194,153	97,827	60,022
Straits Settlements - - - - -	27,353,010	27,501,200	2,785,387	1,024,419	2,512,802
British East Africa - - - - -	856,620	2,561,700	20,574	150,042	123,483
Mauritius - - - - -	2,021,100	4,237,840	7,857	205,887	2,095
Natal - - - - -	61,140	27,640	2,523	2,893	1,938
	45,034,200	47,637,640	3,678,539	1,904,949	3,193,573
<b>FOREIGN COUNTRIES :</b>					
France - - - - -	24,430	6,000	293	95	40
Arabia - - - - -	904,820	2,061,470	148,063	52,327	136,605
{ <i>Private</i> - - - - -	0	0	0	0	200
{ <i>Government</i> - - - - -					
China, Treaty Ports - - - - -	0	0	10,974	118,133	0
Japan - - - - -	93,000	0	0	0	50,000
Mekran and Sonmuni - - - - -	3,000	7,750	120	2,140	0
{ <i>Private</i> - - - - -	43,780	29,400	3,565	1,880	2,803
{ <i>Government</i> - - - - -					
Persia - - - - -	220,630	546,370	66,286	92,447	85,153
{ <i>Private</i> - - - - -	2,000	3,000	666	80	200
{ <i>Government</i> - - - - -					
Siam - - - - -	1,356,300	515,000	60,333	37,701	26,768
Turkey in Asia - - - - -	66,820	71,070	2,914	22,824	8,686
German East Africa - - - - -	0	0	0	0	40,000
Egypt - - - - -	386,340	920	33	0	0
Other Countries - - - - -	400	2,860	1,758	3,651	0
{ <i>Private</i> - - - - -	99,000	0	0	0	0
{ <i>Government</i> - - - - -					
	3,200,520	3,243,840	295,005	331,278	350,455
<b>GRAND TOTAL - - - - -</b>	<b>71,486,470</b>	<b>74,114,210</b>	<b>5,304,258</b>	<b>9,484,930</b>	<b>7,647,240</b>

## No. 19.

## DESCRIPTION OF TREASURE EXPORTED.

	1897-8.	1898-9.	1899-1900.	1900-1.	1901-2.
<b>GOLD :</b>	<i>Rupees.</i>	<i>Rupees.</i>	£	£	£
Bullion - - - - -	23,257,040	23,228,950	1,330,053	6,685,702	2,464,500
Coin : British - - - - -	470,290	137,510	8,744	663,781	1,761,623
Other - - - - -	0	0	0	21,107	20,473
<b>SILVER :</b>					
Bullion - - - - -	473,810	45,530	18,743	124,005	4,903
Government of India Rupees - - - - -	15,379,870	20,173,770	954,711	934,686	820,372
British Dollars - - - - -	31,736,550	30,425,750	2,977,902	1,013,428	2,570,239
Other Coin - - - - -	168,910	102,700	14,105	42,221	5,130

## No. 20.

## DISTRIBUTION of PRIVATE IMPORT and EXPORT TRADE in MERCHANDISE according to PRESIDENCY PROVINCE, distinguishing the PRINCIPAL PORTS.

COUNTRIES.	IMPORTS.					EXPORTS.				
	1897-8.	1898-9.	1899-1900.	1900-1.	1901-2.	1897-8.	1898-9.	1899-1900.	1900-1.	1901-2.
BENGAL :	<i>Rupees.</i>	<i>Rupees</i>	£	£	£	<i>Rupees.</i>	<i>Rupees.</i>	£	£	£
Calcutta - -	278,549,500	278,444,380	19,774,184	21,196,306	21,792,865	441,396,590	449,866,590	33,052,254	36,149,339	35,746,0
Chittagong - -	1,844,230	1,024,130	62,993	37,904	74,912	6,306,120	5,801,800	373,091	440,772	990,0
Other Ports - -	13,020	21,550	2,054	11,888	11,959	3,586,640	3,860,090	83,049	172,849	185,0
TOTAL FOR BENGAL }	280,406,750	279,490,060	19,839,231	21,246,098	21,879,736	451,289,350	459,528,470	33,508,394	36,762,960	36,922,0
BOMBAY AND SIND :										
Bombay - -	246,051,630	256,403,520	17,509,437	17,560,399	18,867,210	274,578,990	349,379,870	20,136,449	18,111,864	25,216,0
Karachi - -	46,328,110	39,677,600	2,817,491	3,042,729	4,293,076	45,956,210	89,288,760	4,216,156	2,210,248	5,906,0
Other Ports - -	194,610	116,350	7,961	7,470	9,586	3,450	2,520	373	208	
TOTAL FOR BOMBAY AND SIND }	292,574,350	296,197,470	20,334,889	20,610,598	23,169,872	320,538,650	438,671,150	24,352,978	20,322,320	31,122,0
MADRAS										
Madras - -	53,185,370	42,566,800	3,058,041	3,765,634	4,041,168	48,424,810	43,669,210	3,377,612	3,573,902	2,965,0
Tuticoin - -	3,788,150	3,637,320	228,041	222,988	385,482	18,066,110	18,241,370	1,134,636	1,422,458	1,361,0
Negapatam - -	2,975,920	2,375,200	136,336	113,532	177,912	5,422,440	3,915,430	258,708	226,998	314,0
Cocanada - -	773,050	925,990	47,501	40,315	122,339	7,006,280	7,408,570	362,561	176,617	327,0
Tellicherry - -	127,940	76,380	5,633	15,295	54,865	5,293,890	6,659,680	369,514	354,446	413,1
Calcut - -	645,550	448,130	32,909	29,766	38,196	5,759,720	6,294,770	442,571	406,487	461,5
Cochin - -	607,620	687,070	46,835	51,245	78,708	5,844,360	6,801,240	580,046	564,185	507,7
Mangalore - -	315,650	300,850	19,887	17,874	17,424	5,174,950	6,354,750	468,580	333,541	346,5
Cuddalore - -	61,730	93,370	50,701	10,306	32,934	1,890,480	1,477,320	166,158	205,409	558,4
Other Ports - -	1,467,550	1,561,790	94,705	149,083	172,790	11,244,640	10,966,640	837,368	569,087	644,5
TOTAL FOR MADRAS }	63,948,530	52,672,900	3,720,589	4,416,038	5,121,818	114,127,680	111,788,980	7,997,754	7,833,130	7,900,3
BURMA										
Rangoon - -	54,436,670	54,043,200	3,165,105	4,493,084	4,053,018	67,496,000	86,398,920	4,952,734	4,819,097	5,391,8
Moulmein - -	858,570	1,017,330	60,577	69,506	68,108	8,244,500	11,440,060	750,642	798,762	776,4
Bassein - -	68,450	6,270	2,290	24	1,973	8,780,130	9,997,600	593,093	690,923	475,7
Akyab - -	24,290	41,020	2,751	3,535	3,183	3,721,950	8,313,780	435,819	340,679	346,9
Other Ports - -	349,020	335,160	15,810	13,040	16,170	1,174,470	1,075,770	59,377	41,382	40,2
TOTAL FOR BURMA }	55,737,000	55,442,980	3,246,533	4,579,189	4,142,452	89,417,050	117,226,130	6,791,665	6,690,843	7,031,2
TOTAL -	692,666,630	683,803,410	47,141,242	50,851,923	54,313,878	975,372,730	1,127,214,730	72,650,791	71,609,253	82,976,50

## No. 21.

GROSS AMOUNT of CUSTOMS DUTY collected on ARTICLES of MERCHANDISE; AMOUNTS collected at PRINCIPAL PORTS; DRAWBACKS and REFUNDS; and TOTAL VALUES of DUTIABLE and NON-DUTIABLE ARTICLES.

	1897-8.	1898-9.	1899-1900.	1900-1.	1901-2.
<b>SPECIAL IMPORT DUTIES :</b>					
<b>Arms, Ammunition and Military Stores :</b>					
Firearms, and parts thereof	289,510	287,500	16,469	14,980	20,133
Gunpowder	25,910	20,740	1,297	1,170	1,034
Other sorts	41,850	39,120	2,792	2,707	2,753
	357,270	347,360	20,558	18,857	23,920
<b>Liquors :</b>					
Ale, Beer, Porter, Cider, &c.	178,800	204,880	13,471	13,467	15,283
Spirits	6,060,870	6,366,110	432,853	425,552	432,947
Wines	373,500	381,730	24,116	24,354	23,281
	6,613,170	6,952,720	470,440	463,373	471,511
Opium	4,420	3,020	223	166	234
Petroleum	5,193,050	4,571,450	279,779	317,418	343,297
Salt	25,560,730	25,889,930	1,784,268	1,730,336	1,771,753
Salted Fish	169,200	153,650	8,658	8,866	10,418
<b>GENERAL IMPORT DUTIES :</b>					
Cotton goods	7,957,210	8,463,410	616,056	623,265	691,844
Silver Bullion or Coin	4,338,890	2,867,600	162,150	88,996	204,254
Sugar	2,460,450	2,132,220	173,253	350,192	482,798
<b>Other Articles :</b>					
Articles of Food and Drink	1,382,150	1,361,070	94,571	105,286	98,082
Chemicals, Drugs, Medicines, and Narcotics, Dyeing and Tanning Materials	1,051,660	1,073,730	66,525	73,874	80,642
Metals, and Manufactures of	2,232,060	1,992,860	113,924	148,266	156,032
Oils	242,490	162,710	8,782	21,584	22,782
Articles Manufactured and Unmanufactured	5,467,080	5,953,740	401,221	456,010	467,734
<b>TOTAL IMPORT DUTIES</b>	<b>63,029,830</b>	<b>61,929,460</b>	<b>4,200,408</b>	<b>4,406,489</b>	<b>4,825,301</b>
<b>EXPORT DUTIES :</b>					
Rice, in the husk	138,030	134,420	8,122	5,744	6,027
" not in the husk	7,098,500	9,931,210	574,192	560,145	599,783
Rice-flour	780	880	52	73	54
<b>TOTAL EXPORT DUTIES</b>	<b>7,237,310</b>	<b>10,066,510</b>	<b>582,366</b>	<b>565,962</b>	<b>605,864</b>
<b>GRAND TOTAL OF CUSTOMS IMPORT AND EXPORT DUTIES</b>	<b>70,267,140</b>	<b>71,995,970</b>	<b>4,782,774</b>	<b>4,972,451</b>	<b>5,431,165</b>
<b>COLLECTED AT :</b>					
Calcutta	36,895,910	37,832,880	2,685,435	2,702,904	2,761,730
Bombay	15,525,450	14,627,760	866,750	943,174	1,134,360
Rangoon	7,418,950	9,075,070	524,946	548,560	607,352
Karachi	2,756,700	2,337,240	175,210	252,800	361,979
Madras	2,829,720	2,393,250	188,010	189,911	209,338
Other Ports	4,840,410	5,729,770	342,423	335,102	356,406
	70,267,140	71,995,970	4,782,774	4,972,451	5,431,165
<b>DRAWBACKS and REFUNDS</b>	<b>1,019,600</b>	<b>1,145,400</b>	<b>69,700</b>	<b>84,934</b>	<b>96,316</b>
<b>IMPORTS :</b>					
Free of Duty	124,371,340	112,144,280	8,264,849	7,055,315	7,494,782
Subject to Duty	569,829,860	571,659,130	38,876,393	43,796,608	46,819,096
<b>EXPORTS :</b>					
Free of Duty	820,802,590	935,363,230	61,724,433	60,627,566	71,523,663
Subject to Duty	117,058,420	158,139,540	8,731,365	8,812,766	9,279,712

## No. 22.

## VALUE of REGISTERED IMPORTS into and EXPORTS from BRITISH INDIA, by LAND, distinguishing COUNTRIES, &amp;c.

NOTE—The figures in *italics* show the amounts of Treasure included in the amounts of Imports and Exports.

COUNTRIES.	IMPORTS.					EXPORTS				
	1897-8	1898-9.	1899-1900	1900-1.	1901-2	1897-8.	1898-9.	1899-1900.	1900-1.	1901-2.
Lus Bela - - -	<i>Rupees</i> 967,130	<i>Rupees.</i> 607,590	£ 42,696	£ 30,890	£ 42,888	<i>Rupees.</i> 412,410	<i>Rupees.</i> 265,380	£ 10,757	£ 13,715	£ 12,125
Khelat - - -	628,190	628,190	51,138	45,975	47,624 <i>474</i>	414,240	408,100	32,863	30,509 <i>162</i>	26,300 <i>371</i>
Seistan - - -	—	71,850	3,186	18,315	22,698 <i>3,053</i>	—	96,870	8,859	16,134	57,614 <i>5,784</i>
Kandahar - - -	3,092,990	3,577,050 <i>277,880</i>	302,318 <i>14,000</i>	254,391 <i>18,870</i>	247,648 <i>5,624</i>	1,637,850	2,687,560 <i>48,710</i>	191,634 <i>3,740</i>	157,017 <i>14,140</i>	184,119 <i>4,040</i>
Herat and Ghazni -	—	112,440	12,951	5,504	3,914 <i>375</i>	—	51,410	7,230	5,755	5,327
Kabul - - -	1,291,090	2,172,360	124,703	125,033	172,241	2,856,230 <i>109,850</i>	3,122,660 <i>176,610</i>	181,565 <i>11,543</i>	199,367 <i>6,061</i>	292,409 <i>30,537</i>
Tiiah - - -	101,230	162,770	18,784	32,058	37,662	130,670	202,970	21,219	28,713 <i>154</i>	42,188
Bunei - - -	—	—	—	27,516	21,603	—	—	—	33,970	57,986
Dir, Swat, & Bajaur	2,478,930	3,100,720	319,894	233,856	248,851	3,232,330 <i>2,100</i>	4,263,750	502,362	430,561	435,503
Kashmir - - -	8,105,100 <i>406,406</i>	8,814,530 <i>452,820</i>	779,868 <i>57,336</i>	895,689 <i>34,670</i>	934,945 <i>41,495</i>	6,446,980 <i>798,710</i>	9,039,770 <i>1,807,320</i>	623,989 <i>87,237</i>	699,192 <i>61,594</i>	900,150 <i>75,776</i>
Ladakh - - -	526,620	760,160 <i>2,400</i>	33,158 <i>640</i>	27,942 <i>64</i>	49,438 <i>73</i>	456,350 <i>49,100</i>	456,860 <i>57,600</i>	19,880 <i>3,860</i>	16,642 <i>2,195</i>	22,645 <i>2,525</i>
Nepal - - -	20,565,290 <i>1,423,350</i>	21,409,980 <i>737,580</i>	1,649,836 <i>200,555</i>	1,623,286 <i>52,815</i>	1,825,360 <i>178,602</i>	18,238,100 <i>3,374,060</i>	16,063,500 <i>380,350</i>	1,024,883 <i>26,638</i>	1,515,242 <i>428,433</i>	1,101,918 <i>20,698</i>
Sikkim - - -	494,040	568,640	37,975	28,105 <i>39</i>	34,243 <i>484</i>	364,960 <i>12,650</i>	422,980 <i>12,510</i>	25,799 <i>758</i>	17,036 <i>601</i>	22,108 <i>794</i>
Bhutan - - -	146,850 <i>180</i>	161,870	13,053 <i>18</i>	22,364 <i>135</i>	38,337 <i>3</i>	158,830	178,830	12,810 <i>66</i>	14,316	18,937
Thibet - - -	1,243,880 <i>12,400</i>	1,899,430 <i>229,990</i>	132,866 <i>24,972</i>	109,561 <i>8,275</i>	128,635 <i>6,091</i>	1,008,580 <i>82,810</i>	1,460,530 <i>190,120</i>	95,577 <i>10,320</i>	74,892 <i>7,384</i>	80,105 <i>4,487</i>
Towang - - -	22,610 <i>500</i>	53,120 <i>620</i>	1,283 <i>9</i>	901 <i>11</i>	1,743 <i>3</i>	29,840	24,170	1,119	1,138	700
Duffla, Aka, Naga and Mishmi Hills )	82,270	140,580	12,332	11,509	8,915	20,880 <i>2,360</i>	18,590 <i>1,600</i>	1,502	1,266	361
Manipur - - -	71,460	71,190	6,882	18,780	16,184	114,530	510,080 <i>281,600</i>	13,793	15,514	12,561
Hill Tipperah - -	455,600	456,240	37,595	30,694	27,225	116,620	134,010	9,596	9,897	9,542
Western China - -	1,478,530 <i>834,180</i>	1,669,080 <i>754,160</i>	130,313 <i>54,790</i>	191,401 <i>86,225</i>	305,717 <i>112,560</i>	2,090,850 <i>56,130</i>	1,999,530 <i>79,660</i>	158,932 <i>10,508</i>	213,818 <i>25,679</i>	292,346 <i>28,774</i>
Shan States - - -	8,393,200 <i>2,413,360</i>	8,910,010 <i>2,434,410</i>	601,704 <i>169,122</i>	614,716 <i>175,402</i>	556,015 <i>146,397</i>	7,396,160 <i>1,648,010</i>	7,869,410 <i>1,733,200</i>	589,832 <i>97,852</i>	662,641 <i>103,216</i>	641,798 <i>121,194</i>
Karennee - - -	1,582,720 <i>47,290</i>	1,902,140 <i>43,350</i>	177,029 <i>4,082</i>	175,049 <i>4,557</i>	141,120 <i>6,123</i>	1,099,210 <i>914,360</i>	632,700 <i>432,930</i>	34,813 <i>29,354</i>	49,603 <i>39,550</i>	34,243 <i>25,349</i>
Zummé - - -	2,888,020 <i>532,210</i>	2,753,360 <i>716,210</i>	168,262 <i>56,856</i>	171,513 <i>60,386</i>	215,986 <i>59,509</i>	1,503,040 <i>872,230</i>	1,700,140 <i>823,030</i>	115,575 <i>55,513</i>	135,612 <i>59,900</i>	126,120 <i>54,177</i>
Siam - - -	1,318,320 <i>449,360</i>	799,980 <i>263,720</i>	34,888 <i>14,667</i>	37,807 <i>14,956</i>	39,100 <i>6,103</i>	1,127,570 <i>558,710</i>	687,550 <i>395,170</i>	35,965 <i>18,053</i>	37,910 <i>13,944</i>	29,880 <i>13,678</i>
TOTAL - - -	56,176,640	60,808,290	4,692,714	4,732,855	5,168,092	48,906,290	52,297,340	3,720,555	4,380,463	4,406,985
Provinces with which trade is carried on :										
Sind and British Baluchistan - )	5,218,330	5,022,650	417,392	355,361	386,806	2,906,490	3,538,090	255,736	224,167	296,392
Punjab - - -	12,326,340	15,085,810	1,280,548	1,356,271	1,462,300	12,716,900	17,111,960	1,347,025	1,410,505	1,742,757
United Provinces	6,589,330	7,646,130	564,787	587,007	712,061	4,116,360	4,607,770	279,498	306,328	375,944
Bengal - - -	15,711,270	16,236,890	1,254,894	1,177,905	1,290,695	15,646,470	13,431,560	874,198	1,309,326	834,569
Assam - - -	670,600	782,250	62,898	65,822	58,292	303,240	718,620	28,980	30,552	32,934
Burma - - -	15,660,770	16,034,570	1,112,195	1,190,489	1,257,938	13,216,830	12,889,340	935,118	1,099,585	1,124,389
TOTAL - - -	56,176,640	60,808,290	4,692,714	4,732,855	5,168,092	48,906,290	52,297,340	3,720,555	4,380,463	4,406,985



## No. 23.

VESSELS ENTERED and CLEARED, distinguishing STEAMERS and SAILING VESSELS, and STEAMERS which proceeded via SUEZ CANAL

	1897-8.		1898-9.		1899-1900.		1900-1.		1901-2.	
	No.	TONNAGE	No.	TONNAGE	No.	TONNAGE	No.	TONNAGE	No.	TONNAGE
<b>ENTERED.</b>										
STEAM:										
Via Suez Canal -	578	1,454,321	662	1,628,559	643	1,662,030	531	1,384,993	654	1,757,044
„ other Routes	1,501	1,842,142	1,835	2,449,519	1,839	2,435,956	1,872	2,605,587	1,877	2,978,697
	2,079	3,296,463	2,497	4,078,078	2,482	4,097,986	2,403	3,990,580	2,531	4,735,741
SAILING - -	2,896	621,298	2,418	505,108	1,913	372,362	1,829	234,662	1,964	219,798
TOTAL - -	4,975	3,917,761	4,915	4,583,186	4,395	4,470,348	4,232	4,225,242	4,495	4,955,539
<b>CLEARED.</b>										
STEAM:										
Via Suez Canal -	758	1,790,223	1,004	2,341,220	875	2,132,830	808	2,010,787	990	2,542,904
„ other Routes	1,308	1,474,706	1,439	1,671,442	1,458	1,639,930	1,507	1,804,463	1,396	1,932,904
	2,066	3,264,929	2,443	4,012,662	2,333	3,772,760	2,315	3,815,250	2,386	4,475,808
SAILING - -	2,718	601,940	2,328	519,798	1,800	384,378	1,755	228,938	1,732	193,970
TOTAL - -	4,784	3,866,869	4,771	4,532,460	4,133	4,157,138	4,070	4,044,188	4,118	4,669,778

## No. 24.

VESSELS ENTERED and CLEARED, distinguishing STEAMERS and SAILING VESSELS with CARGOES and in BALLAST.

	1897-8.		1898-9.		1899-1900.		1900-1.		1901-2.	
	No.	TONNAGE	No.	TONNAGE	No.	TONNAGE	No.	TONNAGE	No.	TONNAGE
<b>ENTERED.</b>										
WITH CARGOES:										
Steam - -	1,704	2,732,192	1,849	2,991,245	1,927	3,167,880	1,792	2,996,434	1,928	3,618,048
Sailing - -	1,929	371,147	1,659	312,382	1,374	245,511	1,264	167,661	1,391	160,444
	3,633	3,103,339	3,508	3,303,627	3,301	3,413,391	3,056	3,164,095	3,319	3,778,492
IN BALLAST:										
Steam - -	375	564,271	648	1,086,833	555	930,106	611	994,146	603	1,117,693
Sailing - -	967	250,151	759	192,726	539	126,851	565	67,001	573	59,354
	1,342	814,422	1,407	1,279,559	1,094	1,056,957	1,176	1,061,147	1,176	1,177,047
TOTAL - -	4,975	3,917,761	4,915	4,583,186	4,395	4,470,348	4,232	4,225,242	4,495	4,955,539
<b>CLEARED.</b>										
WITH CARGOES:										
Steam - -	1,930	3,084,910	2,337	3,938,474	2,168	3,674,339	2,155	3,698,238	2,273	4,394,511
Sailing - -	2,236	517,461	2,025	466,487	1,652	350,143	1,607	209,831	1,572	176,717
	4,166	3,602,371	4,362	4,404,961	3,820	4,024,482	3,762	3,908,069	3,845	4,571,228
IN BALLAST:										
Steam - -	136	180,019	106	74,188	165	98,421	160	117,012	113	81,297
Sailing - -	432	84,479	303	53,311	146	34,235	148	19,107	160	17,253
	618	264,498	409	127,499	313	132,656	308	136,119	273	98,550
TOTAL - -	4,784	3,866,869	4,771	4,532,460	4,133	4,157,138	4,070	4,044,188	4,118	4,669,778

## No. 25.

## VESSELS ENTERED, distinguishing COUNTRIES

COUNTRIES.	1897-8.		1898-9.		1899-1900.		1900-1.		1901-2.	
	No.	TONNAGE	No.	TONNAGE	No.	TONNAGE.	No.	TONNAGE.	No.	TONNAGE
ENTERED										
UNITED KINGDOM	450	1,159,730	452	1,164,339	435	1,166,773	339	922,474	403	1,119,097
BRITISH POSSESSIONS										
Aden - - -	49	108,150	81	163,614	70	156,967	67	166,535	64	179,904
Ceylon - - -	2,624	80,429	2,343	856,349	1,987	769,384	2,004	951,753	1,917	940,429
China, Hong Kong	82	149,707	93	171,277	70	137,901	67	132,882	78	161,405
Straits Settlements	289	382,882	349	508,988	352	522,395	339	540,091	332	536,433
British East Africa	57	51,829	53	74,808	69	86,055	83	112,353	82	107,990
Cape Colony -	42	56,148	46	65,236	42	68,292	24	47,520	66	137,620
Mauritius - -	66	95,668	73	113,112	68	118,065	66	113,705	80	156,305
Natal - - -	31	36,772	62	94,217	74	134,870	49	82,405	75	137,656
Australia - -	25	52,024	22	46,360	28	58,443	31	72,377	31	74,937
Other Countries -	1	1,654	1	1,541	5	8,431	3	4,769	6	15,583
	3,266	1,741,263	3,223	95,502	2,765	2,060,803	2,733	2,224,390	2,731	2,448,262
FOREIGN COUNTRIES:										
Austria-Hungary	33	77,637	39	88,955	49	123,141	39	98,161	55	148,377
Belgium - - -	5	11,533	2	6,380	2	4,131	0	0	2	4,579
France - - -	9	22,109	19	45,079	14	31,309	13	28,379	13	28,016
Germany - - -	74	149,052	66	139,316	63	146,311	66	151,733	77	197,776
Italy - - -	13	33,905	30	66,689	15	40,044	15	40,776	18	47,093
Russia - - -	53	109,961	58	123,084	61	133,907	61	139,725	76	181,843
Turkey in Europe	0	0	1	1,546	4	7,449	5	8,585	0	0
Arabia - - -	273	59,293	333	80,356	218	68,581	217	53,187	242	83,653
China, Treaty Ports	23	50,089	26	66,941	30	78,479	35	87,675	35	90,534
Japan - - -	46	102,305	69	169,776	67	160,348	61	148,054	79	196,111
Java - - -	20	30,721	7	11,984	9	14,092	13	24,988	19	45,435
Maldiv Islands -	6	786	6	832	12	1,123	10	1,010	9	739
Mekran and Somalian	195	9,503	190	10,860	184	10,697	179	10,930	162	8,266
Persia - - -	125	80,843	139	86,509	112	75,289	94	68,153	110	72,846
Siam - - -	48	12,029	28	4,426	25	8,225	36	13,891	37	12,369
Sumatra - - -	18	18,447	11	13,230	5	8,433	3	4,950	5	8,947
Turkey in Asia -	173	35,197	91	37,122	157	56,664	230	81,571	325	101,634
Abyssinia - - -	2	3,521	12	19,890	3	4,432	2	2,552	0	0
Egypt - - -	8	14,729	65	120,396	36	80,266	6	13,686	10	22,860
Madagascar -	12	5,050	7	7,578	7	6,258	5	6,658	14	11,029
Portuguese East Africa	18	11,039	12	10,023	13	3,968	21	8,354	18	12,947
Réunion - - -	1	859	12	18,915	5	8,758	0	0	2	4,727
America, South and Central	3	2,929	4	3,796	1	1,017	1	319	0	0
United States -	47	92,076	37	72,292	30	57,934	21	41,905	27	58,520
Other Countries -	54	83,155	76	117,367	73	111,916	27	40,136	26	49,879
	1,259	1,016,768	1,340	1,323,345	1,195	1,242,772	1,160	1,078,378	1,361	1,388,180
TOTAL - - -	4,975	3,917,761	4,915	4,583,186	4,395	4,470,348	4,232	4,225,242	4,495	4,955,539

## VESSELS CLEARED, distinguishing COUNTRIES.

COUNTRIES.	1897-8.		1898-9.		1899-1900.		1900-1.		1901-2.	
	No.	TONNAGE	No.	TONNAGE	No.	TONNAGE	No.	TONNAGE	No.	TONNAGE
CLEARED.										
UNITED KINGDOM }	470	1,123,526	521	1,260,404	475	1,186,549	410	1,068,855	463	1,247,889
BRITISH POSSESSIONS:										
Aden . . . . .	40	76,097	44	78,911	33	83,210	48	124,509	46	130,061
Ceylon . . . . .	2,550	647,116	2,179	593,375	1,798	488,029	1,816	611,372	1,754	635,687
China, Hong Kong Straits Settlements }	83	153,957	79	152,145	58	113,663	53	102,426	60	120,055
British East Africa	282	356,205	301	399,943	326	428,240	317	427,743	294	410,907
Cape Colony . . . . .	78	60,547	106	93,146	83	75,675	92	86,493	70	82,102
Mauritius . . . . .	4	4,303	3	3,121	4	4,037	0	0	3	6,036
Natal . . . . .	27	35,393	40	49,982	33	46,293	30	44,419	48	73,107
Demerara . . . . .	13	12,868	11	11,207	6	8,243	15	16,735	21	23,125
West Indies . . . . .	6	6,355	6	8,445	8	12,698	8	12,759	3	4,847
Australia . . . . .	5	7,537	7	8,775	7	9,417	3	4,757	8	12,788
Fiji . . . . .	17	27,838	20	37,987	29	56,179	26	55,136	26	51,200
Other Possessions	1	1,544	0	0	3	4,228	5	8,004	0	0
	5	3,191	0	0	0	0	1	1,768	2	3,756
	3,109	1,392,951	2,796	1,437,037	2,388	1,329,912	2,414	1,496,121	2,335	1,553,671
FOREIGN COUNTRIES:										
Austria-Hungary	41	96,632	41	98,689	39	97,366	53	131,753	50	127,491
Belgium . . . . .	35	81,750	65	157,880	51	121,249	29	64,922	54	130,959
France . . . . .	70	160,483	115	247,023	78	182,974	70	170,760	100	237,464
Germany . . . . .	103	208,833	124	271,106	97	234,082	92	226,908	117	299,641
Holland . . . . .	2	6,209	8	16,295	6	13,353	7	16,259	10	22,890
Italy . . . . .	25	59,538	42	94,412	26	61,102	22	55,820	24	61,756
Portugal . . . . .	5	2,985	8	5,253	1	598	2	1,692	0	0
Russia . . . . .	4	9,238	3	3,873	0	0	0	0	2	4,684
Spain . . . . .	4	8,714	2	3,171	1	2,512	3	5,573	4	6,981
Arabia . . . . .	195	50,702	251	92,903	196	55,682	213	58,968	209	57,770
China, Treaty Ports }	26	59,999	24	63,683	33	89,871	30	74,699	45	111,881
Japan . . . . .	29	66,497	56	127,261	63	155,760	51	120,034	69	167,020
Java . . . . .	5	9,561	1	2,155	5	9,012	8	13,973	10	24,183
Maldiv Islands	7	989	9	1,252	12	1,181	11	1,551	7	643
Mekran and Sonniani }	166	9,082	168	9,620	158	9,807	151	9,612	138	7,825
Persia . . . . .	112	64,634	108	78,724	90	63,080	123	84,035	94	64,879
Siam . . . . .	20	6,224	18	1,755	7	124	21	5,096	15	3,626
Sumatra . . . . .	2	1,988	3	4,242	2	3,443	3	4,950	4	6,525
Turkey in Asia . . . . .	47	15,880	21	7,941	68	22,975	72	21,416	70	27,152
Abyssinia . . . . .	9	15,458	9	15,458	2	4,022	1	1,110	0	0
Egypt . . . . .	111	218,233	184	349,300	155	316,540	117	246,593	118	264,903
Madagascar . . . . .	17	1,804	9	1,019	9	850	24	2,116	20	5,396
Portuguese East Africa }	27	8,057	27	10,321	24	4,852	36	5,738	36	3,412
Réunion . . . . .	1	327	5	5,309	4	6,097	6	9,269	5	7,282
America, South and Central }	70	83,391	43	46,883	45	54,034	37	47,806	30	47,552
United States . . . . .	43	96,020	42	90,825	28	65,517	29	67,667	57	147,027
Other Countries . . . . .	29	7,164	68	28,766	70	64,594	35	30,892	32	29,276
	1,205	1,350,392	1,454	1,835,019	1,270	1,640,677	1,246	1,479,212	1,320	1,868,218
TOTAL . . . . .	4,784	3,866,869	4,133	4,157,138	4,771	4,532,460	4,070	4,044,188	4,118	4,669,778

## VESSELS ENTERED and CLEARED, distinguishing NATIONALITIES.

NATIONALITIES	1897-8.		1898-9.		1899-1900.		1900-1.		1901-2.	
	No.	TONNAGE	No.	TONNAGE	No.	TONNAGE	No.	TONNAGE	No.	TONNAGE
ENTERED.										
BRITISH - - -	1,984	3,127,061	2,365	3,770,391	2,299	3,650,004	2,000	3,333,480	2,063	3,928,103
BRITISH INDIAN	946	142,882	775	108,641	571	72,690	622	92,236	663	95,655
NATIVE - - -	1,419	75,772	1,181	66,305	855	55,757	969	59,386	1,049	64,021
FOREIGN -										
Austro - Hun- garian - - -	60	127,283	51	119,781	71	179,689	77	189,905	86	226,357
Danish - - -	4	2,435	5	3,085	9	12,194	6	10,124	7	7,976
Dutch - - -	11	8,131	13	14,904	20	13,965	5	6,571	4	7,691
French - - -	50	60,741	77	90,315	78	86,589	75	102,732	75	87,632
German - - -	123	198,815	112	215,217	105	212,895	118	261,833	133	374,860
Italian - - -	25	51,788	29	58,398	27	58,146	29	63,262	29	61,787
Norwegian - -	56	53,194	49	45,806	40	44,433	15	22,901	39	39,236
Russian - - -	1	938	2	1,953	0	0	7	12,339	10	19,573
Swedish - - -	5	3,673	4	2,775	4	3,394	3	2,522	6	5,191
Turkish - - -	1	698	9	2,545	9	1,994	12	1,985	18	3,494
Arab - - -	262	32,222	196	26,751	268	32,596	269	34,713	284	31,724
Japanese - - -	14	28,508	21	50,509	14	30,567	9	19,800	15	34,185
American - - -	2	3,030	2	2,066	2	2,461	0	0	0	0
Others - - -	12	590	24	3,744	23	12,974	16	11,453	14	8,054
	626	572,046	594	637,849	670	691,897	641	740,140	720	867,760
TOTAL - - -	4,975	3,917,761	4,915	4,583,186	4,395	4,470,348	4,232	4,225,242	4,495	4,955,539
CLEARED.										
BRITISH - - -	1,964	3,087,527	2,317	3,697,915	2,182	3,389,763	1,935	3,197,027	1,925	3,683,953
BRITISH INDIAN	923	138,500	762	108,062	528	68,596	587	88,981	626	87,547
NATIVE - - -	1,332	74,919	1,121	66,728	821	54,056	958	58,695	954	54,881
FOREIGN:										
Austro - Hun- garian - - -	64	138,203	62	144,624	60	147,374	70	174,570	78	199,413
Danish - - -	1	842	7	4,066	8	10,193	8	12,817	8	8,613
Dutch - - -	10	7,854	13	15,235	19	11,595	3	2,910	4	7,691
French - - -	47	59,672	74	91,772	77	88,737	70	87,873	74	83,371
German - - -	121	192,678	117	225,096	104	208,068	114	258,595	137	346,461
Italian - - -	28	55,604	29	58,438	26	57,761	31	65,186	31	66,310
Norwegian - -	61	56,243	45	43,555	42	44,061	13	20,439	39	38,784
Russian - - -	2	2,039	1	1,015	1	938	5	9,635	10	20,403
Swedish - - -	5	3,673	4	2,775	2	1,879	5	4,037	6	5,191
Turkish - - -	2	1,759	2	1,759	2	1,759	2	1,152	2	1,759
Arab - - -	210	25,716	183	25,796	229	27,319	247	30,729	195	23,559
Japanese - - -	9	18,443	17	40,312	14	32,377	10	21,860	14	31,749
American - - -	1	1,858	1	1,320	1	1,026	0	0	0	0
Others - - -	4	1,339	16	3,992	17	11,636	12	9,682	15	10,093
	565	565,923	571	659,755	602	644,723	590	699,485	613	843,397
TOTAL - - -	4,784	3,866,869	4,771	4,532,460	4,133	4,157,138	4,070	4,044,188	4,118	4,669,778

## No. 28.

## VESSELS BUILT at INDIAN PORTS.

	1897-8.		1898-9.		1899-1900.		1900-1.		1901-2.	
	No.	TONNAGE.	No.	TONNAGE.	No.	TONNAGE.	No.	TONNAGE.	No.	TONNAGE.
<b>BENGAL:</b>										
Calcutta: Steam . . .	0	0	2	360	0	0	0	0	0	0
Chittagong: Sailing . . .	3	163	3	175	0	0	1	164	3	262
<b>BOMBAY and SIND:</b>										
Bombay: Steam . . .	1	22	3	93	0	0	1	32	3	77
Sailing . . .	11	597	16	1,227	12	545	24	1,209	27	1,734
Karachi: Steam . . .	0	0	0	0	0	0	1	11	0	0
Sailing . . .	10	443	9	581	13	646	15	634	9	404
Other Ports " . . .	10	257	9	215	14	320	21	546	52	1,653
<b>MADRAS:</b>										
Various Ports: Sailing . . .	20	375	13	231	15	273	16	1,566	13	470
<b>BURMA:</b>										
Rangoon: Steam . . .	0	0	1	45	0	0	0	0	0	0
Sailing . . .	0	0	1	18	1	891	0	0	0	0
Moulmein: Sailing . . .	0	0	0	0	0	0	1	104	0	0
Tavoy " . . .	2	82	7	404	5	194	3	202	7	158
Mergui " . . .	6	94	4	60	3	80	3	72	1	75
<b>TOTAL . . .</b>	<b>63</b>	<b>2,033</b>	<b>67</b>	<b>3,409</b>	<b>63</b>	<b>2,949</b>	<b>86</b>	<b>4,540</b>	<b>115</b>	<b>4,833</b>

## No. 29.

## VESSELS FIRST REGISTERED at INDIAN PORTS.

	1897-8.		1898-9.		1899-1900.		1900-1.		1901-2.	
	No.	TONNAGE.	No.	TONNAGE.	No.	TONNAGE.	No.	TONNAGE.	No.	TONNAGE.
<b>Under the English Merchant Shipping Act:</b>										
Bengal: Steam . . .	1	89	2	360	2	3,189	0	0	0	0
Sailing . . .	0	0	1	834	0	0	1	1,385	0	0
Bombay: Steam . . .	2	3,521	3	2,382	6	5,119	5	3,990	3	4,873
Sailing . . .	0	0	2	28	0	0	0	0	1	193
Burma: Steam . . .	1	11	1	45	0	0	1	913	0	0
Sailing . . .	0	0	1	18	1	891	0	0	0	0
	<b>4</b>	<b>3,621</b>	<b>10</b>	<b>3,667</b>	<b>9</b>	<b>9,199</b>	<b>7</b>	<b>6,288</b>	<b>4</b>	<b>5,066</b>
<b>Under the Indian Merchant Shipping Acts:</b>										
Bengal: Sailing . . .	1	22	3	160	0	0	0	0	0	0
Bombay ) Steam . . .	1	22	4	109	2	66	4	151	3	77
and Sind ) Sailing . . .	40	2,387	64	3,014	69	2,746	87	3,191	123	4,809
Madras: Sailing . . .	19	357	13	254	15	273	17	2,199	22	751
Burma: Sailing . . .	9	308	11	464	8	274	7	378	10	261
	<b>70</b>	<b>3,096</b>	<b>95</b>	<b>4,001</b>	<b>94</b>	<b>3,359</b>	<b>115</b>	<b>5,919</b>	<b>158</b>	<b>5,898</b>
<b>TOTAL . . .</b>	<b>74</b>	<b>6,717</b>	<b>105</b>	<b>7,668</b>	<b>103</b>	<b>12,558</b>	<b>122</b>	<b>12,207</b>	<b>162</b>	<b>10,964</b>

## No. 30.

## COASTING TRADE.—Value of the Total Trade.

		1897-98.	1898-99.	1899-1900.	1900-1.	1901-2.
<b>IMPORTS.</b>						
		<i>Rupees</i>	<i>Rupees</i>	<i>£</i>	<i>£</i>	<i>£</i>
Private Merchandise	{ Country - -	299,761,910	286,679,220	21,137,563	23,315,673	21,832,031
	{ Foreign - -	53,711,590	53,361,740	3,476,384	3,289,006	3,260,126
Government Stores	{ Country - -	4,436,880	3,723,450	293,886	364,772	361,793
	{ Foreign - -	3,329,160	3,366,270	329,213	221,240	250,102
Total Merchandise - - -		361,239,540	347,130,680	25,237,046	27,190,691	25,704,052
Treasure - - - - -		22,374,610	17,233,430	2,346,728	5,011,355	3,362,586
Total Imports - - - -		383,614,150	364,364,110	27,583,774	32,202,046	29,066,638
<b>EXPORTS</b>						
Private Merchandise	{ Country - -	291,507,640	247,613,130	21,491,882	23,271,641	20,727,550
	{ Foreign - -	71,132,120	66,775,070	4,219,014	4,184,044	4,129,929
Government Stores	{ Country - -	4,162,410	8,315,970	248,529	225,843	314,962
	{ Foreign - -	3,989,610	3,137,720	295,469	327,789	306,010
Total Merchandise - - -		370,791,780	320,841,890	26,254,894	28,009,317	25,478,451
Treasure - - - - -		24,186,520	23,190,360	2,670,967	3,027,549	2,973,358
Total Exports - - - -		394,978,300	344,032,250	28,925,861	31,036,866	28,451,809
TOTAL TRADE - - - -		778,592,450	708,396,460	56,509,635	63,238,912	57,518,447

## No. 31.

## TOTAL VALUE OF PRIVATE MERCHANDISE (Country and Foreign) and TREASURE IMPORTED into and EXPORTED from INDIAN PORTS (British and Foreign) in the several PRESIDENCIES and PROVINCES.

Provinces	IMPORTS				EXPORTS.				
	Merchandise			Treasure	Merchandise			Treasure.	
	Country	Foreign	Total		Country	Foreign	Total		
Bengal	1897-98	Rs. 72,928,560	8,314,120	81,242,690	5,383,470	66,316,230	14,091,670	80,407,910	12,709,630
	1898-99	" 48,601,770	11,069,160	59,670,930	2,423,630	62,094,190	12,669,770	74,763,960	8,435,510
	1899-00	£ 3,134,924	625,571	3,760,495	279,090	4,975,027	710,199	5,685,226	1,087,009
	1900-01	" 3,439,919	475,003	3,914,922	90,516	5,100,932	569,079	5,670,011	494,377
	1901-02	" 3,895,370	353,521	4,248,891	160,595	4,310,046	539,013	4,849,059	738,110
Bombay	1897-98	Rs. 121,314,530	6,306,330	127,620,860	2,592,780	84,734,510	46,103,750	130,838,260	4,316,160
	1898-99	" 121,821,450	5,311,270	127,132,720	751,490	84,035,830	43,269,300	127,305,130	6,469,620
	1899-00	£ 10,626,494	388,808	11,015,302	161,165	6,409,249	2,818,352	9,227,601	361,371
	1900-01	" 11,092,064	416,844	11,508,908	119,486	6,361,730	2,866,237	9,227,967	99,698
	1901-02	" 9,391,432	391,594	9,783,026	54,801	6,103,823	2,911,854	9,015,677	674,510
Smd	1897-98	Rs. 11,397,440	16,209,960	27,607,400	788,270	24,914,780	1,651,180	26,565,950	79,730
	1898-99	" 11,714,160	15,130,640	26,844,800	4,486,340	11,634,070	1,659,080	13,293,150	55,040
	1899-00	£ 822,638	973,460	1,796,098	246,570	1,596,236	126,388	1,722,624	393
	1900-01	" 965,410	917,095	1,882,505	32,538	1,664,169	147,414	1,811,583	2,778
	1901-02	" 1,255,367	1,021,484	2,276,851	648,277	2,285,596	109,535	2,395,131	8,871
Madras	1897-98	Rs. 48,353,300	11,831,630	60,184,920	915,710	48,175,360	2,507,430	50,682,790	617,170
	1898-99	" 54,114,490	10,912,600	65,027,090	846,260	49,312,440	2,272,210	51,584,660	624,600
	1899-00	£ 3,282,378	798,393	4,080,771	86,363	3,553,517	109,645	3,663,162	38,270
	1900-01	" 4,104,896	741,100	4,845,996	34,974	3,299,051	69,826	3,368,877	60,575
	1901-02	" 3,609,175	793,557	4,402,732	43,925	3,062,586	69,837	3,132,423	31,970
Burma	1897-98	Rs. 45,768,080	11,049,550	56,817,630	10,252,490	67,366,760	6,778,080	74,144,840	4,419,900
	1898-99	" 50,427,360	10,938,070	61,365,430	7,263,250	40,536,600	6,904,720	47,441,320	1,233,870
	1899-00	£ 3,271,129	690,152	3,961,281	1,150,151	4,957,852	454,431	5,412,283	224,726
	1900-01	" 3,713,383	738,964	4,452,347	508,750	6,845,758	531,488	7,377,246	173,256
	1901-02	" 3,680,687	699,970	4,380,657	669,670	4,965,499	499,689	5,465,188	99,364
TOTAL	1897-98	Rs. 299,761,910	53,711,590	353,473,500	19,932,720	291,507,640	71,132,110	362,639,750	22,142,590
	1898-99	" 286,679,220	53,361,740	340,040,970	15,770,970	247,613,130	66,775,070	314,388,470	16,818,620
	1899-00	£ 21,137,563	3,476,384	24,613,947	1,923,339	21,491,881	4,219,015	25,710,896	1,711,769
	1900-01	" 23,315,673	3,289,006	26,604,679	786,265	23,271,640	4,184,044	27,455,684	830,684
	1901-02	" 21,832,031	3,260,126	25,092,157	1,577,268	20,727,550	4,129,928	24,857,478	1,552,825

## No. 32.

## COASTING SHIPPING.

## VESSELS ENTERED (with Cargoes and in Ballast).

YEAR.	STEAMERS.		SAILING VESSELS.		TOTAL.	
	No.	Tons.	No.	Tons.	No.	Tons.
1897-98 - - -	9,200	9,809,651	135,114	2,430,896	144,314	12,240,547
1898-99 - - -	9,232	10,303,068	147,396	2,516,499	156,628	12,819,567
1899-1900 - - -	9,110	9,863,455	152,045	2,632,586	161,155	12,496,041
1900-01 - - -	8,661	10,106,736	145,548	2,523,253	154,209	12,629,989
1901-02 - - -	9,280	10,784,721	145,930	2,555,900	155,210	13,340,621
VESSELS CLEARED (with Cargoes and in Ballast).						
1897-98 - - -	9,219	9,796,111	126,252	2,388,521	135,471	12,184,632
1898-99 - - -	9,271	10,444,954	135,595	2,469,226	144,866	12,914,180
1899-1900 - - -	9,219	10,090,790	141,411	2,557,925	150,630	12,649,715
1900-01 - - -	8,672	10,200,263	133,439	2,446,332	142,111	12,646,595
1901-02 - - -	9,331	10,990,366	133,914	2,489,448	143,245	13,479,814

## No. 33.

## TRADE of ADEN.

	1897-8.	1898-9.	1899-1900.	1900-1.	1901-2.
<b>FOREIGN TRADE.</b>					
Imports :					
Merchandise - - - - -	24,818,870	24,627,320	1,743,015	1,654,448	2,040,465
Treasure - - - - -	3,693,060	3,612,120	207,759	152,930	334,748
Exports :					
Merchandise - - - - -	30,159,100	30,708,420	1,962,585	1,822,327	2,237,569
Treasure - - - - -	3,291,180	2,065,060	114,235	89,922	243,024
<b>TOTAL - - - - -</b>	<b>61,962,210</b>	<b>60,994,920</b>	<b>4,027,594</b>	<b>3,719,627</b>	<b>4,855,806</b>
<b>INDIAN TRADE:</b>					
Imports :					
Merchandise - - - - -	11,851,110	14,365,680	826,125	711,074	757,932
Treasure - - - - -	649,430	503,000	17,022	11,238	16,369
Exports :					
Merchandise - - - - -	1,185,340	930,240	73,536	98,087	125,504
Treasure - - - - -	1,402,660	2,979,490	126,130	79,285	30,705
<b>TOTAL - - - - -</b>	<b>15,088,540</b>	<b>18,778,410</b>	<b>1,042,813</b>	<b>899,684</b>	<b>930,510</b>
<b>INLAND TRADE:</b>					
Imports :					
Merchandise - - - - -	3,310,480	2,701,010	183,363	194,040	200,337
Treasure - - - - -	65,920	44,010	2,972	3,360	3,816
Exports :					
Merchandise - - - - -	1,272,430	1,651,240	76,050	101,362	151,394
Treasure - - - - -	184,350	165,400	8,431	8,225	11,819
<b>TOTAL - - - - -</b>	<b>4,833,180</b>	<b>4,561,660</b>	<b>270,816</b>	<b>306,987</b>	<b>367,366</b>
<b>GRAND TOTAL - - - - -</b>	<b>81,883,930</b>	<b>84,334,990</b>	<b>5,341,223</b>	<b>4,926,298</b>	<b>6,153,682</b>

**Special Reports on Educational Subjects. Issued by Board of Education :—**

SCHOOL GARDENS IN GERMANY.	Price 3d.
PUBLIC LIBRARY AND PUBLIC ELEMENTARY SCHOOL. Connection between.	Price 2½d.
HEURISTIC METHOD OF TEACHING.	Price 3d.
MODERN LANGUAGE TEACHING IN BELGIUM, HOLLAND AND GERMANY.	Price 6½d.
SECONDARY SCHOOLS :—IN BADEN. Price 5½d. IN PRUSSIA. Price 1s.	
UNIVERSITY AND SECONDARY EDUCATION IN FRANCE.	Price 4d.
INTERMEDIATE EDUCATION IN WALES, AND THE ORGANISATION OF EDUCATION IN SWITZERLAND.	Price 1s 1d.
SIMPLIFICATION OF FRENCH SYNTAX. Decree of French Minister for Public Instruction, 26 February, 1901.	Price 1d.
SYSTEM OF EDUCATION in :—Ontario ; Quebec ; Nova Scotia, &c. ; Manitoba, &c. ; West Indies ; Cape Colony and Natal ; New South Wales ; Victoria ; Queensland, Tasmania, South Australia, Western Australia ; New Zealand ; Ceylon ; Malta ; in fifteen parts. Price 8d. each.	

**Record Office Publications :—**

I. CALENDARS. Imp. 8vo. Cloth. Price 15s. per vol.—	
ANCIENT DEEDS. Catalogue of. Vol. IV.	
II. LISTS AND INDEXES. No. XV. Ancient Correspondence of the Chancery and Exchequer.	Price 12s
III. PRIVY COUNCIL OF ENGLAND. ACTS OF. NEW SERIES. Vol. XXV. 1595-6. And XXVI. 1596-7.	Price 10s
IV. CHRONICLES OF ENGLAND.—Royal 8vo. Half bound. Price 10s. per vol.:—	
YEAR BOOKS OF THE REIGN OF EDWARD III. Year 17.	
VI. SCOTTISH :—	
ACCOUNTS OF LORD HIGH TREASURER OF SCOTLAND. Vol. IV. 1507-1513.	Price 10s.
PRIVY COUNCIL OF SCOTLAND. Register. Vol. IV. 1630-1632.	Price 15s.
VII. IRISH :—	
ANCIENT LAWS OF IRELAND. Brehon Laws. Vols. V. and VI.	Price 10s. each.

**Military :—**

CARRIAGES MILITARY—and Stores connected with them. Treatise on. 6th edition. April 1902. With vol. of Plates.	Price 10s. 6d.
ELECTRICITY AND MAGNETISM. Text Book. 1902.	Price 9s.
ENGINEERING. MILITARY. Instruction in. Part I. Field Defences. Part III. Bridging. Price 1s 6d. each.	
INFANTRY TRAINING. (Provisional, 1902.)	Price 1s.
MEDICAL ORGANISATION OF FOREIGN ARMIES. HANDBOOK.	Price 1s.
RIFLE RANGES. MINIATURE AND SAFETY. Instructions for	Price 3d.
STORES USED IN H.M. SERVICE. Priced Vocabulary of. 1902.	Price 5s.
WAR MATÉRIEL. Care and Preservation of. Regulations for, and for Magazines.	Price 1s.

**Hydrographical :—**

CHARTS, &c., GEOGRAPHICAL CATALOGUE OF. 1903.	Price 1s.
ARCTIC PILOT. Vol. II.	Price 4s.
CENTRAL AMERICA AND THE UNITED STATES. West Coasts.	Price 1s.

**Local Government Board :—**

SANITARY CIRCUMSTANCES OF THE BEDLINGTONSHIRE URBAN DISTRICT. Report on.	Price 3d.
DIPHTHERIA IN URBAN DISTRICT OF BURNHAM-ON-CROUCH. Report on.	Price 3d.

**Emigrants' Information Office, 31, Broadway, Westminster, S.W., viz :—**

COLONIES, HANDBOOKS FOR. April 1902. 8vo. Wrapper.	
No. 1. Canada. 2. New South Wales. 3. Victoria. 4. South Australia. 5. Queensland. 6. Western Australia. 7. Tasmania. 8. New Zealand. 9. Cape Colony. 10. Natal.	Price 1d. each.
No. 11. Professional Handbook dealing with Professions in the Colonies. 12. Emigration Statutes and General Handbook.	Price 3d. each.
No. 13. (viz., Nos. 1 to 12 in cloth).	Price 2s.
CONSULAR REPORTS, 1900. SUMMARY OF. America, North and South. July 1901.	Price 2d.
INTENDING EMIGRANTS, INFORMATION FOR :—Argentine Republic, price 2d. California, price 1d. Ceylon, Oct. 1900, price 1d. Federated Malay States, Sept. 1901, price 6d. Maryland, price 1d. Newfoundland, Nov. 1901, price 1d. South African Republic, price 3d. Uganda Protectorate, price 6d. West African Colonies, Nov. 1901, price 6d. West Indies, price 6d.	

**Excise Laws. PRACTICAL ARRANGEMENT OF THE LAWS RELATIVE TO THE EXCISE, &c., &c.** By Nath J. Highmore, Assist. Solicitor of Inland Revenue. Second Edition. Two vols. Price 30s.

**Foreign Office :—**

AFRICA BY TREATY. The Map of. By Sir Edward Hertslet, K.C.B. Three vols.	Price 31s. 6d.
COMMERCIAL TREATIES. (Hertslet's.) A complete Collection of Treaties, &c., &c., between Great Britain and Foreign Powers so far as they relate to Commerce and Navigation, &c., &c. By Sir Edward Hertslet, K.C.B., &c., &c. Vols. I. to XXI.	Price 15s. each.
STATE PAPERS. British and Foreign. Vol. 80. General Index (chronologically and alphabetically arranged) to Vols. 65 to 79. (1873 to 1888.) Vols. :—81. 1888-9. 82. 1889-1890. 83. 1890-1. 84. 1891-2. 85. 1892-3. 86. 1893-4. 87. 1894-5. 88. 1895-6. 89. 1896-7. 90. 1897-8.	Price 10s. each.

**Board of Trade Journal, of Tariff and Trade Notices and Miscellaneous Commercial Information.** Published weekly. Price 1d.

Index to Vols. 1 to 14. July 1886 to June 1893. And to Vols. XV. to XX. July 1893 to June 1896. Price 1s. 6d.

1. II. 1903.



# TABLES

RELATING TO THE

# TRADE OF BRITISH INDIA

WITH

BRITISH POSSESSIONS AND FOREIGN COUNTRIES,

1897-98 TO 1901-02.

---

Presented to both Houses of Parliament by Command of His Majesty.

---



LONDON:  
PRINTED FOR HIS MAJESTY'S STATIONERY OFFICE,  
BY WYMAN AND SONS, LIMITED, FETTER LANE, E.C.

---

And to be purchased, either directly or through any Bookseller, from  
EYRE AND SPOTTISWOODE, EAST HARDING STREET, FLEET STREET, E.C., and  
32, ABINGDON STREET, WESTMINSTER, S.W.; or  
OLIVER AND BOYD, EDINBURGH; or  
E. PONSONBY, 116, GRAFTON STREET, DUBLIN.

1903.