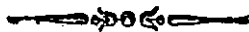


CENSUS OF INDIA, 1901.  
VOLUME II-A.



AJMER-MERWARA.



PART II.  
TABLES.

BY

R. C. BRAMLEY,

DISTRICT SUPERINTENDENT OF POLICE AND SUPERINTENDENT OF CENSUS OPERATIONS,  
AJMER-MERWARA.



AJMER:

PRINTED AT THE RAJPUTANA MISSION PRESS.

1902.

*Price Re. 1-8.]*

*[Price 2s. 3d.*

PART II.  
TABLES.

# CONTENTS.

## IMPERIAL TABLES.

TABLE.	PAGES.
I. AREA, HOUSES AND POPULATION ... ..	1-4
II. VARIATION IN POPULATION SINCE 1872 ... ..	5-8
III. TOWNS AND VILLAGES CLASSIFIED BY POPULATION ... ..	9-12
IV. THE URBAN POPULATION AND ITS VARIATION ... ..	13-16
V. THE URBAN POPULATION BY PROVINCES OR STATES, AND BY RELIGION.	17-20
VI. THE POPULATION BY RELIGION ... ..	21-24
VII. AGE, SEX AND CIVIL CONDITION BY RELIGION:—	
(a) PROVINCE—	
1. All Religions ... ..	25-26
2. Hindu ... ..	27
3. Arya ... ..	28
4. Jain ... ..	29
5. Musalman ... ..	30
6. Christian ... ..	31
7. Others ... ..	32
(b) I.—AJMER DISTRICT—	
1. All Religions ... ..	33
2. Hindu ... ..	34
3. Arya ... ..	35
4. Jain ... ..	36
5. Musalman ... ..	37
6. Christian ... ..	38
7. Others ... ..	39
II.—MERWARA DISTRICT—	
1. All Religions ... ..	40
2. Hindu ... ..	41
3. Arya ... ..	42
4. Jain ... ..	43
5. Musalman ... ..	44
6. Christian ... ..	45
7. Others ... ..	46
(c) CITY AND TOWNS—	
1. Ajmer City ... ..	47
2. Nasirabad ... ..	48
3. Kekri ... ..	49
4. Beawar ... ..	50
VIII.—EDUCATION—	
(a) PROVINCE—	
1. All Religions ... ..	51-53
2. Hindu ... ..	54-55
3. Arya ... ..	56-57
4. Jain ... ..	58-59
5. Musalman ... ..	60-61
6. Christian ... ..	62-63
7. Others ... ..	64-65

	PAGES.
TABLE.	
VIII.—EDUCATION.—(Concl'd).	
(b) I.—AJMER DISTRICT—	
1. All Religions ... ..	66-67
2. Hindu ... ..	68-69
3. Arya ... ..	70-71
4. Jain ... ..	72-73
5. Musalman ... ..	74-75
6. Christian ... ..	76-77
7. Others ... ..	78-79
II.—MERWARA DISTRICT—	
1. All Religions ... ..	80-81
2. Hindu ... ..	82-83
3. Arya ... ..	84-85
4. Jain ... ..	86-87
5. Musalman ... ..	88-89
6. Christian ... ..	90-91
7. Others ... ..	92-93
(c) CITY AND TOWNS—	
Ajmer ... ..	94-95
Nasirabad ... ..	96-97
Kekri ... ..	98-99
Beawar ... ..	100-102
IX.—EDUCATION BY SELECTED CASTES ... ..	103-104
X.—LANGUAGE ... ..	105-106
XI.—BIRTH PLACE—	
(a) Province ... ..	107-108
(b) City and Towns ... ..	109-112
XII.—INFIRMITIES—	
(a) Province ... ..	113-114
(b) Districts ... ..	115-116
XIII.—CASTE, TRIBE, RACE OR NATIONALITY ... ..	117-128
XIV.—CIVIL CONDITION BY AGE FOR SELECTED CASTES ... ..	129-132
XV.—OCCUPATION OR MEANS OF LIVELIHOOD—	
(a) Province ... ..	133-156
(b) City and Towns ... ..	157-186
XVA.—SUBSIDIARY OCCUPATIONS COMBINED WITH SELECTED PRINCIPAL OCCUPATIONS ... ..	187-190
XVII.—TERRITORIAL DISTRIBUTION OF THE CHRISTIAN POPULATION BY SECT AND RACE... ..	191-194
XVIII.—EUROPEANS, ARMENIANS AND EURASIANS BY AGE—	
(a) Province ... ..	195-198
(b) City and Towns ... ..	199-202

#### PROVINCIAL TABLES.

I.—AGES OF THE POPULATION OF CITY AND TOWNS WITH ABOVE 10,000 INHABITANTS ... ..	205-206
II.—POPULATION OF POLICE CIRCLES DISTRIBUTED BY RELIGION ...	207-208
III.—VARIATION IN POPULATION OF POLICE CIRCLE SINCE 1891 ...	209-210

## IMPERIAL TABLES.

**TABLE I.**  
**AREA, HOUSES AND POPULATION.**

**TABLE**  
**Area, Houses**  
*Ajmer-*

District.	Area in square miles.	Towns.	Villages.	OCCUPIED HOUSES.		
				Total.	In Towns.	In Villages.
1	2	3	4	5	6	7
Ajmer ... ..	2,009-816	3	425	80,800	20,741	60,059
Merwara ... ..	640-864	1	315	26,601	4,404	22,197
<b>Total ...</b>	<b>2,710-820</b>	<b>4</b>	<b>740</b>	<b>1,07,401</b>	<b>25,145</b>	<b>82,256</b>

## and Population.

Merwara.

POPULATION.								
PERSONS.			MALES.			FEMALES.		
Total.	Urban.	Rural.	Total.	Urban.	Rural.	Total.	Urban.	Rural.
8	9	10	11	12	13	14	15	16
3,67,453	1,03,386	2,64,067	1,93,384	55,000	1,38,384	1,74,069	48,386	1,25,683
1,03,459	21,928	87,531	57,642	11,146	46,496	51,817	10,782	41,035
4,76,912	1,25,314	3,51,598	2,51,026	66,146	1,84,880	2,25,886	59,168	1,66,718



**TABLE II.**

**VARIATION IN POPULATION SINCE 1872.**

TABLE  
Variation in Popu-


District.	PERSONS.				VARIATION, INCREASE (+) OR DECREASE (-).		
	1901.	1891.	1881.	1872.	1891 to 1901.	1881 to 1891.	1872 to 1881.
1	2		4	5	6	7	8
Ajmer ... ..	3,67,453	4,22,359	3,50,288	3,00,914	-54,903	+63,071	+49,374
Merwar ... ..	1,09,450	1,19,990	1,01,431	86,417	-10,540	+18,565	+15,017
Total ...	4,76,912	5,42,358	4,60,722	3,96,331	-65,446	+81,636	+64,391

Columns 5, 13 and 17. The 1872 Census was considered untrustworthy by the Government

II.

lation since 1872.

Net variation in period 1872 to 1901. Increase (+) or Decrease (-).	MALES.				FEMALES.			
	1871.	1881.	1881.	1872.	1871.	189 .	1881.	1872.
	10	11	12	13	14	15	16	17
+ 57,539	1,03,384	2,23,547	1,92,669	1,64,510	1,74,039	1,58,812	1,66,619	1,45,404
+ 23,042	57,642	61,778	56,175	47,555	51,817	55,021	45,250	38,062
+ 80,581	2,51,026	2,85,325	2,48,844	2,12,265	2,25,856	2,54,033	2,11,878	1,84,066



of India, and another count was held in 1876. The revised figures have been used.

**TABLE III.**

**TOWNS & VILLAGES CLASSIFIED BY POPULATION.**

TABLE  
Towns and Villages  
*Ajmer-*

District.	Total number of Inhabited Towns and Villages.	Population.	UNDER 500.		500—1,000		1,000—2,000.	
			Number.	Population.	Number.	Population.	Number.	Population.
1	2	3	4	5	6	7	8	9
Ajmer ... ..	428	3,67,453	266	66,881	91	64,200	44	59,326
Merwara ... ..	316	1,09,459	276	45,611	24	16,313	11	14,537
<b>Total ...</b>	<b>744</b>	<b>4,76,912</b>	<b>542</b>	<b>1,12,492</b>	<b>115</b>	<b>80,548</b>	<b>55</b>	<b>73,863</b>

III.

Classified by Population.

*Merwara.*

2,000—5,000.		5,000—10,000.		10,000—20,000.		20,000—50,000.		50,000—1,00,000.		OVER 1,00,000.	
Number.	Population.	Number.	Population.	Number.	Population.	Number.	Population.	Number.	Population.	Number.	Population.
10	11	12	13	14	15	16	17	18	19	20	21
23	67,857	2	12,856	..	...	1	22,491	1	73,830	...	...
4	11,040	...	...	...	...	1	21,928	...	...	...	...
27	78,897	2	12,856	...	...	2	44,422	1	73,839	...	...

**TABLE IV.**

**THE URBAN POPULATION AND ITS VARIATION.**

**TABLE**  
**Towns classified by Popula**

Town.	District.	Municipality, Suburbs, Can- tonment, etc.	POPULATION.				VARIATION OR
			1901.	1891.	1891.	1872.	1891 to 1901.
1	2	3	4	5	6	7	8
Ajmer City ...		Municipality	73,839	68,843	48,735	35,111	+4,996
Nasirabad Town ...	Ajmer ...	Cantonment	22,494	21,710	21,300	20,097	+784
Kekri Town ...		Municipality	7,053	7,100	6,119	4,885	-47
Bejwar ...	Merwara ..	Municipality	21,928	20,978	15,820	12,308	+950
Total ...	...	...	1,25,314	1,18,631	92,003	72,401	+6,683

Column 7. The 1872 Census was considered untrustworthy by the Government of Columns 15 and 19. Figures not forthcoming.



## IV.

tion, with variation since 1872.

INCREASE (+) DECREASE (-).		Net variation in period 1872-1901. Increase (+) or Decrease (-)	MALES.				FEMALES.			
1881 to 1891.	1872 to 1881.		1901.	1891.	1881.	1872.	1901.	1891.	1881.	1872.
9	10	11	12	13	14	15	16	17	18	19
+20,108	+13,624	+38,728	39,467	37,985	27,347		34,372	30,858	21,388	
+390	+1,223	+2,397	11,892	11,285	11,462		10,602	10,425	9,858	
+991	+1,234	+2,168	3,611	3,750	3,081		3,412	3,350	3,038	
+5,119	+3,521	+9,620	11,146	11,440	8,959		10,782	9,532	6,970	
+26,628	+19,602	+52,913	66,146	64,466	50,749		59,168	54,165	41,254	

India and another count was held in 1876. The revised figures have been used

**TABLE V.**

**THE URBAN POPULATION BY PROVINCES,  
OR STATES, AND BY RELIGION.**

TABLE  
Towns arranged terri

District.	Town, Municipality, Suburbs, Cantonment, etc.	POPULATION.			HINDU.			ARYA.		
		Persons.	Males.	Females.	Persons.	Males.	Females.	Persons.	Males.	Females.
1	2	3	4	5	6	7	8	9	10	11
Ajmer	Ajmer M. ....	73,839	39,467	34,372	43,346	23,342	20,004	276	166	110
	Nasirabad C. ....	22,494	11,892	10,602	14,283	7,403	6,880	...	...	...
	Kekri M. ...	7,053	3,641	3,412	5,472	2,809	2,663	1	1	...
Merwara ...	Beawar M. ...	21,928	11,146	10,782	15,547	7,787	7,760	54	35	19
Total ...	...	1,25,314	66,146	59,168	78,648	41,341	37,307	381	202	129

V.

torially by Religion.

SIKH.			JAIN.			PARSI.			MUSALMAN.			CHRISTIAN.		
Persons.	Males.	Females.	Persons.	Males.	Females.	Persons.	Males.	Females.	Persons.	Males.	Females.	Persons.	Males.	Females.
12	13	14	15	16	17	18	19	20	21	22	23	24	25	26
103	147	46	2,483	1,289	1,194	101	59	42	25,569	13,517	12,052	1,871	947	924
...	...	...	354	200	145	41	21	20	7,059	3,743	3,316	737	516	241
1	1	...	364	202	162	8	4	4	1,198	617	576	14	7	7
...	...	...	2,094	1,091	1,003	12	4	8	3,947	2,076	1,871	274	153	121
194	148	46	5,295	2,791	2,504	162	88	74	37,768	19,953	17,815	2,916	1,623	1,293

TABLE VI.  
THE POPULATION BY RELIGION.

## TABLE

Reli

District.	POPULATION.			HINDU.			ARYA.		
	Persons.	Males.	Females.	Persons.	Males.	Females.	Persons.	Males.	Females.
1	2	3	4	5	6	7	8	9	10
Ajmer	3,67,453	1,93,384	1,74,069	2,92,713	1,53,464	1,39,249	308	183	119
Merwara	1,09,459	57,642	51,817	87,740	45,202	42,538	58	36	22
Total	4,76,912	2,51,026	2,25,886	3,80,453	1,98,666	1,81,787	366	225	141

VI.  
gion.

SIKH.			JAIN.			PARSI.			MUSALMAN.			CHRISTIAN.		
Persons.	Males.	Females.	Persons.	Males.	Females.	Persons.	Males.	Females.	Persons.	Males.	Females.	Persons.	Males.	Females.
11	12	13	14	15	16	17	18	19	20	21	22	23	24	25
264	206	58	14,409	7,723	6,686	152	86	66	56,378	29,892	26,480	3,229	1,821	1,405
...	...	...	5,513	2,921	2,592	12	4	8	15,653	9,188	6,465	483	291	192
264	206	58	19,922	10,644	9,278	164	90	74	72,031	39,080	32,945	3,712	2,116	1,597

**TABLE VII.**

**AGE, SEX AND CIVIL CONDITION BY RELIGIONS.**



TABLE VII.  
Age, Sex and Civil Condition.  
Ajmer-Merwara.

AGE.	POPULATION.			UNMARRIED.		MARRIED.		WIDOWED.	
	Persons.	Males.	Females.	Males.	Females.	Males.	Females.	Males.	Females.
1	2	3	4	5	6	7	8	9	10
0-1 ...	6,117	3,265	2,852	3,260	2,850	5	...	...	2
1-2 ...	3,116	1,630	1,486	1,629	1,483	1	2	..	1
2-3 ..	6,528	3,416	3,112	3,403	3,104	13	7	...	1
3-4 ...	7,083	3,907	3,776	3,901	3,720	6	47	...	...
4-5 ...	8,931	4,690	4,241	4,686	4,188	4	53	...	...
0-5 ...	32,375	16,908	15,467	16,879	15,354	29	109	...	4
5-10 ...	52,549	27,253	25,296	26,176	22,823	989	2,240	88	233
10-15 ...	62,371	34,321	28,050	29,028	17,115	4,631	10,244	662	691
15-20 ...	58,894	29,410	24,484	18,817	4,237	9,339	18,780	1,254	1,467
20-25 ...	54,235	27,906	26,329	10,573	927	15,387	23,083	1,946	2,319
25-30 ...	46,256	25,144	21,112	4,636	462	18,398	18,081	2,110	2,569
30-35 ...	43,507	22,797	20,710	2,533	359	18,135	16,424	2,129	3,927
35-40 ...	26,834	14,500	12,238	1,130	353	11,844	8,728	1,622	3,162
40-45 ...	40,355	20,825	19,530	1,537	179	16,405	9,798	2,883	9,553
45-50 ...	15,271	8,237	7,034	595	52	6,178	3,121	1,466	3,861
50-55 ...	21,469	12,143	12,326	744	78	8,666	3,367	2,733	8,881
55-60 ...	7,409	3,856	3,553	847	366	2,062	1,364	947	1,823
60 and over	17,317	7,617	9,700	436	68	4,407	1,032	2,774	8,540
Unspecified	70	13	57	12	22	1	25	...	10
Total ...	4,76,912	2,51,026	2,25,886	1,13,943	62,395	1,16,469	1,16,451	20,614	47,040

Religion—Hindu.

TABLE VII.

Age, Sex and Civil Condition.

*Ajmer-Merwara.*

Age.	POPULATION.			UNMARRIED.		MARRIED.		WIDOWED.	
	Persons.	Males.	Females.	Males.	Females.	Males.	Females.	Males.	Females.
1	2	3	4	5	6	7	8	9	10
0—1 ...	4,408	2,412	1,996	2,412	1,994	...	...	...	2
1—2 ...	2,273	1,187	1,086	1,187	1,085	...	1	...	..
2—3 ...	4,854	2,538	2,316	2,538	2,310	...	6	...	...
3—4 ...	5,725	2,939	2,786	2,939	2,744	...	42	...	..
4—5 ...	6,810	3,624	3,186	3,624	3,135	...	51	...	...
0—5 ...	24,070	12,700	11,370	12,700	11,268	...	100	...	2
5—10 ..	42,184	22,064	20,120	21,139	17,892	857	1,998	68	230
10—15 ...	50,545	28,132	22,413	23,630	12,991	3,916	8,780	586	639
15—20 ...	42,960	23,100	19,880	14,153	3,085	7,851	15,479	1,086	1,316
20—25 ...	42,609	21,237	21,372	7,172	536	12,448	18,760	1,617	2,026
25—30 ...	37,346	19,913	17,433	3,376	263	14,783	14,950	1,734	2,220
30—35 ...	35,272	18,337	16,935	1,015	214	14,673	13,403	1,749	3,318
35—40 ...	21,698	11,623	10,075	887	287	9,410	7,099	1,326	2,699
40—45 ...	32,780	16,988	15,792	1,169	135	13,444	7,736	2,975	7,921
45—50 ...	11,809	6,237	5,572	438	32	4,646	2,479	1,163	3,061
50—55 ...	19,759	9,632	10,127	559	45	6,844	2,706	2,220	7,376
55—60 ...	6,017	3,053	2,964	310	349	1,523	1,106	715	1,609
60 and over ...	13,351	5,639	7,715	322	40	3,164	781	2,163	6,894
Unspecified ...	30	11	19	11	5	...	13	..	1
<b>Total</b> ...	<b>3,80,453</b>	<b>1,98,666</b>	<b>1,81,787</b>	<b>88,281</b>	<b>47,195</b>	<b>98,564</b>	<b>95,390</b>	<b>16,821</b>	<b>39,202</b>

TABLE VII.

Age, Sex and Civil Condition.

Ajmer-Merwara.

AGE.	POPULATION.			UNMARRIED.		MARRIED.		WIDOWED.	
	Persons.	Males.	Females.	Males.	Females.	Males.	Females.	Males.	Females.
1	2	3	4	5	6	7	8	9	10
0—1 ...	8	5	3	5	3	...	...	...	...
1—2 ...	2	1	1	1	1	..	...	..	...
2—3 ...	7	5	2	3	...	2	1	...	1
3—4 ...	5	2	3	1	2	1	1	...	..
4—5 ...	8	6	2	5	1	1	1	...	...
0—5 ...	30	19	11	15	7	4	3	...	1
5—10 ...	45	25	20	22	14	2	5	1	1
10—15 ...	52	25	27	18	14	5	12	2	1
15—20 ...	47	32	15	14	1	18	14	...	...
20—25 ...	30	21	9	6	1	15	8	...	...
25—30 ...	28	18	15	1	...	9	15	3	...
30—35 ...	38	21	17	6	1	14	14	1	2
35—40 ...	27	18	9	...	...	17	9	1	...
40—45 ...	25	17	8	1	...	13	8	3	...
45—50 ...	26	23	3	...	...	21	2	2	1
50—55 ...	14	8	6	...	1	8	...	...	5
55—60 ...	4	3	1	...	...	1	...	2	1
60 and over ...	...	...	...	...	...	...	...	...	...
Unspecified ...	...	...	...	...	...	...	...	...	...
<b>Total ...</b>	<b>366</b>	<b>225</b>	<b>141</b>	<b>83</b>	<b>39</b>	<b>127</b>	<b>90</b>	<b>15</b>	<b>12</b>

Religion—Jain.

TABLE VII.

Age, Sex and Civil Condition.

*Ajmer-Verwara.*

Age.	POPULATION.			UNMARRIED.		MARRIED.		WIDOWED.	
	Persons.	Males.	Females.	Males.	Females.	Males.	Females.	Males.	Females.
1	2	3	4	5	6	7	8	9	10
0—1 ...	339	147	192	147	192	...	...	...	...
1—2 ...	190	104	86	104	86	...	...	...	...
2—3 ...	288	145	143	145	143	...	...	...	...
3—4 ...	316	162	154	162	150	...	4	...	...
4—5 ...	394	195	199	195	199	...	...	...	...
<b>0—5 ...</b>	<b>1,527</b>	<b>753</b>	<b>774</b>	<b>753</b>	<b>770</b>	...	<b>4</b>	...	...
5—10 ...	1,883	1,004	879	980	855	20	22	4	2
10—15 ...	2,437	1,220	1,217	1,030	975	173	218	17	24
15—20 ...	1,983	1,002	981	682	199	288	720	32	62
20—25 ...	2,385	1,289	1,096	584	45	644	935	61	116
25—30 ...	1,919	1,190	729	412	33	701	501	77	195
30—35 ...	1,877	1,032	845	221	33	714	614	97	198
35—40 ...	1,322	783	539	121	14	557	373	105	152
40—45 ...	1,554	801	753	150	20	489	414	162	319
45—50 ...	918	545	373	86	5	344	146	115	222
50—55 ...	1,029	515	514	94	11	257	91	164	412
55—60 ...	459	229	230	20	4	105	123	104	103
60 and over ...	616	281	335	32	5	146	89	103	241
Unspecified ...	13	...	13	...	13	...	...	...	...
<b>Total ...</b>	<b>19,922</b>	<b>10,644</b>	<b>9,278</b>	<b>5,165</b>	<b>2,982</b>	<b>4,438</b>	<b>4,250</b>	<b>1,041</b>	<b>2,046</b>

Religion—Musalman.

TABLE VII

Age, Sex and Civil Condition.

*Ajmer-Merwara.*

AGE.	POPULATION.			UNMARRIED.		MARRIED.		WIDOWED.	
	Persons.	Males.	Females.	Males.	Females.	Males.	Females.	Males.	Females.
1	2	3	4	5	6	7	8	9	10
0—1 ...	1,284	653	631	648	631	6	...	...	...
1—2 ...	597	311	286	310	286	1	..	...	...
2—3 ...	1,330	696	634	685	634	11	..	...	...
3—4 ...	1,567	760	807	755	807	5	...	...	...
4—5 ...	1,645	824	821	821	821	3	...	...	...
0—5 ..	6,428	3,244	3,179	3,219	3,179	25	...	...	...
5—10 ...	7,974	3,921	4,053	3,798	3,838	108	215	15	..
10—15 ...	8,766	4,637	4,129	4,064	2,954	526	1,148	57	27
15—20 ...	8,433	4,982	3,453	3,757	882	1,724	2,487	121	84
20—25 ...	8,659	5,060	3,599	2,665	240	2,141	3,184	264	175
25—30 ...	6,489	3,758	2,731	745	147	2,750	2,432	263	152
30—35 ...	6,043	3,225	2,818	350	94	2,611	2,320	264	404
35—40 ...	3,130	1,998	1,532	101	43	1,729	1,177	168	312
40—45 ...	5,772	2,877	2,895	197	19	2,352	1,591	328	1,285
45—50 ...	2,329	1,311	1,018	56	7	1,078	446	177	565
50—55 ...	3,522	1,896	1,626	86	11	1,489	549	321	1,066
55—60 ...	861	529	332	14	7	402	123	113	202
60 and over ...	3,212	1,640	1,572	71	21	1,066	207	503	1,344
Unspecified ...	16	2	14	1	4	1	6	...	4
<b>Total ...</b>	<b>72,031</b>	<b>39,080</b>	<b>32,951</b>	<b>19,094</b>	<b>11,446</b>	<b>17,402</b>	<b>15,885</b>	<b>2,584</b>	<b>5,620</b>

Religion—Christian.

TABLE VII.

Age, Sex and Civil Condition.

*Ajmer-Merwara.*

Age.	POPULATION.			UNMARRIED.		MARRIED.		WIDOWED.	
	Persons.	Males.	Females.	Males.	Females.	Males.	Females.	Males.	Females.
1	2	3	4	5	6	7	8	9	10
0—1 ...	72	45	27	45	27	...	...	...	...
1—2 ...	47	27	20	27	20	...	...	...	...
2—3 ...	46	32	14	32	14	...	...	—	...
3—4 ...	66	42	24	42	24	...	...	...	...
4—5 ...	68	39	29	39	29	...	...	...	...
0—5 ..	299	185	114	185	114	...	...	...	...
5—10 ...	420	206	214	204	214	2	...	...	...
10—15 ...	533	284	249	273	164	11	85	...	...
15—20 ...	427	288	139	227	67	56	68	5	4
20—25 ...	503	257	246	137	55	106	189	14	2
25—30 ...	367	189	178	77	18	103	138	9	2
30—35 ...	248	166	82	36	15	113	62	17	5
35—40 ...	193	122	71	18	9	84	54	20	8
40—45 ..	210	130	80	19	5	96	48	15	27
45—50 ...	173	111	62	15	8	79	42	17	12
50—55 ..	136	83	53	5	10	59	21	19	22
55—60 ...	65	42	23	3	0	26	11	13	6
60 and over ...	127	52	75	11	2	27	14	14	59
Unspecified ...	11	...	11	...	...	...	6	...	5
Total ...	3,712	2,115	1,597	1,210	687	762	758	143	152

TABLE VII.

Age, Sex and Civil Condition.

*Ajmer-Merwara.*

AGE.	POPULATION.			UNMARRIED.		MARRIED.		WIDOWED.	
	Persons.	Males.	Females.	Males.	Females.	Males.	Females.	Males.	Females.
1	2	3	4	5	6	7	8	9	10
0-1 ...	6	3	3	3	3	...	...	...	...
1-2 ...	7	...	7	...	5	...	1	...	1
2-3 ..	3	...	3	...	3	...	...	...	...
3-4 ...	4	2	2	2	2	...	...	...	...
4-5 ...	6	2	4	2	3	...	1	...	...
0-5 ...	26	7	19	7	16	...	2	...	1
5-10 ...	43	33	10	33	10	...	...	...	...
10-15 ...	38	23	15	23	14	...	1	...	...
15-20 ...	22	6	16	4	3	2	12	...	1
20-25 ...	40	42	7	9	...	33	7	...	...
25-30 ...	107	61	26	25	1	52	25	4	...
30-35 ...	29	16	13	5	2	10	11	1	...
35-40 ...	64	52	12	3	...	47	11	2	1
40-45 ...	14	12	2	1	...	11	1	...	1
45-50 ...	16	10	6	...	...	8	6	2	...
50-55 ...	9	9	...	...	...	9	...	...	...
55-60 ...	3	...	3	...	...	...	1	...	2
60 and over ...	8	5	3	...	...	4	1	1	2
Unspecified ...	...	...	...	...	...	...	...	...	...
<b>Total ...</b>	<b>428</b>	<b>296</b>	<b>132</b>	<b>110</b>	<b>46</b>	<b>176</b>	<b>78</b>	<b>10</b>	<b>8</b>

Total column 3 includes 206 Sikhs and 90 Parsis.  
 Total column 4 includes 58 Sikhs and 74 Parsis.

TABLE VII.  
Age, Sex and Civil Condition.

*District Ajmer.*

AGE.	POPULATION.			UNMARRIED.		MARRIED.		WIDOWED.	
	Persons.	Males.	Females.	Males.	Females.	Males.	Females.	Males.	Females.
1	2	3	4	5	6	7	8	9	10
0-5 ...	26,102	13,614	12,518	13,621	12,458	23	88	...	2
5-10 ...	40,945	21,065	19,880	20,115	17,732	863	2,042	87	106
*									
10-15 ...	46,094	25,338	20,736	20,849	11,873	4,001	8,413	508	450
15-20 ...	40,079	22,163	18,516	13,222	2,562	7,038	14,874	1,003	1,080
20-40 ...	1,31,245	69,561	61,684	13,327	1,626	50,158	51,088	6,076	8,970
40-60 ...	68,873	35,559	33,314	3,229	588	25,920	13,944	6,410	18,782
60-and over ...	13,355	6,021	7,334	372	58	3,317	804	2,302	6,472
Unspecified ...	70	13	57	12	22	1	25	...	10
Total ...	3,67,453	1,93,384	1,74,069	84,747	46,919	92,251	91,278	16,386	35,872



Religion—Hindu.

TABLE VII.

Age, Sex and Civil Condition.

*District Ajmer.*

AGE.	POPULATION.			UNMARRIED.		MARRIED.		WIDOWED.	
	Persons.	Males.	Females.	Males.	Females.	Males.	Females.	Males.	Females.
1	2	3	4	5	6	7	8	9	10
0—5 ...	19,665	10,355	9,310	10,355	9,231	...	79	...	...
5—10 ...	32,921	17,130	15,791	16,321	13,329	741	1,857	68	105
10—15 ...	37,473	20,960	16,513	17,096	8,863	3,423	7,231	441	410
15—20 ...	32,358	17,318	15,040	9,688	1,839	6,741	12,213	889	986
20—40 ...	1,04,822	54,806	50,016	9,276	1,010	40,512	41,318	5,018	2,688
40—60 ...	55,266	28,449	26,817	2,569	504	20,664	11,082	5,216	15,231
60 and over ...	10,178	4,435	5,743	269	35	2,388	569	1,778	5,119
Unspecified ...	30	11	19	11	5	...	13	...	1
Total ...	2,92,713	1,53,464	1,39,249	65,585	35,316	74,469	74,382	13,410	29,551

Religion—Arya.

TABLE VII.

Age, Sex and Civil Condition.

*District Ajmer.*

Age.	POPULATION.			UNMARRIED.		MARRIED.		WIDOWED.	
	Persons.	Males.	Females.	Males.	Females.	Males.	Females.	Males.	Females.
1	2	3	4	5	6	7	8	9	10
0—5 ... ..	55	16	9	12	5	4	3	...	1
5—10 ... ..	38	22	16	19	11	2	4	1	1
10—15 ... ..	43	19	24	15	12	2	11	2	1
15—20 ... ..	44	30	14	14	1	10	13	...	..
20—40 ... ..	104	64	40	11	1	48	37	5	2
40—60 ... ..	54	38	16	1	1	31	8	6	7
60 and over ...	...	...	...	...	..	...	...	...	...
Unspecified ...	...	...	...	...	-	...	...	...	...
<b>Total ..</b>	<b>308</b>	<b>189</b>	<b>119</b>	<b>72</b>	<b>31</b>	<b>103</b>	<b>76</b>	<b>14</b>	<b>12</b>

Religion—Jain.

TABLE VII.

Age, Sex and Civil Condition.

*District Ajmer.*

AGE.	POPULATION.			UNMARRIED.		MARRIED.		WIDOWED.	
	Persons.	Males.	Females.	Males.	Females.	Males.	Females.	Males.	Females.
1	2	3	4	5	6	7	8	9	10
0—5 ... ..	1,075	532	543	532	539	...	4	...	...
5—10 ... ..	1,563	835	728	815	712	17	16	3	...
10—15 ... ..	1,826	911	915	813	760	86	141	12	14
15—20 ... ..	1,407	745	662	515	91	203	537	27	34
20—40 ... ..	5,372	2,976	2,396	753	47	1,970	1,639	253	510
40—60 ... ..	2,796	1,507	1,289	294	25	817	462	366	802
60 and over ...	357	217	140	30	5	98	10	89	125
Unspecified ...	13	...	13	...	13	...	...	...	...
<b>Total ...</b>	<b>14,403</b>	<b>7,723</b>	<b>6,686</b>	<b>3,572</b>	<b>2,192</b>	<b>3,221</b>	<b>3,009</b>	<b>750</b>	<b>1,485</b>

Religion—Musalman.

TABLE VII.

Age, Sex and Civil Condition.

*District Ajmer.*

AGE.	POPULATION.			UNMARRIED.		MARRIED.		WIDOWED.	
	Persons.	Males.	Females.	Males.	Females.	Males.	Females.	Males.	Females.
1	2	3	4	5	6	7	8	9	10
0—5 ...	5,166	2,578	2,588	2,550	2,538	19	...	...	...
5—10 ...	6,003	2,860	3,143	2,744	2,978	101	165	15	...
10—15 ...	6,228	3,190	3,038	2,657	2,077	480	945	53	16
15—20 ...	6,493	3,324	2,669	2,815	570	927	2,045	82	54
20—40 ...	19,557	10,893	8,664	3,025	481	7,133	7,425	735	758
40—60 ...	10,207	5,215	4,992	334	36	4,122	2,276	759	2,680
60 and over ...	2,708	1,330	1,378	69	16	838	193	423	1,169
Unspecified ...	10	2	14	1	4	1	6	...	4
<b>Total ...</b>	<b>56,878</b>	<b>29,892</b>	<b>26,486</b>	<b>14,204</b>	<b>8,750</b>	<b>13,621</b>	<b>13,055</b>	<b>2,067</b>	<b>4,681</b>

Religion—Christian.

## TABLE VII.

Age, Sex and Civil Condition.

*District Ajmer.*

AGE.	POPULATION.			UNMARRIED.		MARRIED.		WIDOWED.	
	Persons.	Males.	Females.	Males.	Females.	Males.	Females.	Males.	Females.
1	2	3	4	5	6	7	8	9	10
0—5 ...	236	156	80	156	80	...	...	...	...
5—10 ...	379	185	194	183	194	2	...	...	...
10—15 ...	438	255	233	245	149	10	84	...	...
15—20 ...	355	240	115	186	58	49	54	5	3
20—40 ...	1,146	634	512	221	84	355	417	58	11
40—60 ...	510	320	190	30	22	229	109	61	59
60 and over ...	104	34	70	4	2	19	11	11	57
Unspecified ...	11	...	11	...	...	...	6	...	5
<b>Total ...</b>	<b>3,229</b>	<b>1,824</b>	<b>1,405</b>	<b>1,025</b>	<b>589</b>	<b>664</b>	<b>681</b>	<b>135</b>	<b>135</b>

Religion—Others.

TABLE VII.

Age, Sex and Civil Condition.

*District Ajmer.*

Age.	POPULATION.			UNMARRIED.		MARRIED.		WIDOWED.	
	Persons.	Males.	Females.	Males.	Females.	Males.	Females.	Males.	Females.
1	2	3	4	5	6	7	8	9	10
0—5 ...	25	7	18	7	15	...	2	...	1
5—10 ...	41	33	8	33	8	...	...	...	...
10—15 ...	36	23	13	23	12	...	1	...	...
15—20 ...	22	6	16	4	3	2	12	...	1
20—40 ...	244	188	56	41	3	140	52	7	1
40—60 ...	40	30	10	1	...	27	7	2	3
60 and over ...	8	5	3	...	...	4	1	1	2
<b>Total ...</b>	<b>416</b>	<b>292</b>	<b>124</b>	<b>109</b>	<b>41</b>	<b>173</b>	<b>75</b>	<b>10</b>	<b>8</b>

Total column 2 includes 264 Sikhs and 152 Parsis.

TABLE VII.  
Age, Sex and Civil Condition.  
*District Mericara.*

AGE.	POPULATION.			UNMARRIED.		MARRIED.		WIDOWED.	
	Persons.	Males.	Females.	Males.	Females.	Males.	Females.	Males.	Females.
1	2	3	4	5	6	7	8	9	10
0-5 ...	6,183	3,264	2,919	3,258	2,896	6	21	...	2
5-10 ...	11,604	6,188	5,416	6,061	5,091	126	198	1	127
10-15 ...	16,277	8,963	7,314	8,179	5,242	630	1,831	154	241
15-20 ...	13,215	7,247	5,968	5,595	1,675	1,401	3,906	251	387
20-40 ...	39,587	20,882	18,705	5,545	475	13,606	15,223	1,731	3,007
40-60 ...	18,631	9,502	9,129	494	87	7,389	3,706	1,019	5,336
60 and over ...	3,962	1,596	2,366	64	10	1,060	288	472	2,068
Unspecified ...	...	...	...	...	...	...	...	...	...
<b>Total ...</b>	<b>1,09,459</b>	<b>57,642</b>	<b>51,817</b>	<b>29,196</b>	<b>15,476</b>	<b>24,218</b>	<b>25,173</b>	<b>4,228</b>	<b>11,168</b>

Religion—Hindu.

TABLE VII.

Age, Sex and Civil Condition.

District Merwara.

Age.	POPULATION.			UNMARRIED.		MARRIED.		WIDOWED.	
	Persons.	Males.	Females.	Males.	Females.	Males.	Females.	Males.	Females.
1	2	3	4	5	6	7	8	9	10
0—5 .. ..	4,405	2,345	2,060	2,345	2,037	..	21	....	2
5—10 ... ..	9,263	4,934	4,329	4,818	4,068	116	141	..	125
10—15 ... ..	13,072	7,172	5,900	6,534	4,131	493	1,549	145	220
15—20 ... ..	10,622	5,782	4,840	4,465	1,246	1,110	3,266	207	328
20—40 ... ..	32,103	16,304	15,799	4,074	340	10,802	12,894	1,428	2,565
40—60 .. ..	15,099	7,461	7,638	407	57	5,798	2,945	1,256	4,636
60 and over .....	3,176	1,204	1,972	...53	...5	776	192	375	1,775
Unspecified. ....	...	...	...	...	...	...	...	...	...
<b>Total ...</b>	<b>87,740</b>	<b>45,202</b>	<b>42,538</b>	<b>22,896</b>	<b>11,879</b>	<b>19,095</b>	<b>21,008</b>	<b>3,411</b>	<b>9,651</b>



Religion—Arya.

## TABLE VII.

Age, Sex and Civil Condition.

*District Merwara.*

AGE.	POPULATION.			UNMARRIED.		MARRIED.		WIDOWED.	
	Persons.	Males.	Females.	Males.	Females.	Males.	Females.	Males.	Females.
1	2	3	4	5	6	7	8	9	10
0-5 ...	5	3	2	3	2	...	...	...	...
5-10 ...	7	3	4	3	3	...	1	...	...
10-15 ...	9	6	3	3	2	3	1	...	...
15-20 ...	3	2	1	...	...	2	1	...	...
20-40 ...	19	9	10	2	1	7	9	...	...
40-60 ...	15	13	2	...	...	12	2	1	...
60 and over ...	...	...	...	...	...	...	...	...	...
Unspecified .....	...	...	...	...	...	...	...	...	...
<b>Total ..</b>	<b>58</b>	<b>36</b>	<b>22</b>	<b>11</b>	<b>8</b>	<b>24</b>	<b>14</b>	<b>1</b>	<b>...</b>

Religion—Jain

TABLE VII.  
Age, Sex and Civil Condition.

*District Merwara.*

Age.	POPULATION.			UNMARRIED.		MARRIED.		WIDOWED.	
	Persons.	Males.	Females.	Males.	Females.	Males.	Females.	Males.	Females.
1	2	3	4	5	6	7	8	9	10
0-5 ...	452	221	231	221	231	...	..	....	..
5-10 ...	320	169	151	165	149	8	6	1	2
10-15 ...	611	309	302	217	215	87	77	5	10
15-20 ...	576	257	319	167	108	85	183	5	28
20-40 ...	2,131	1,318	813	585	78	646	584	87	151
40-60 ...	1,164	588	581	56	15	848	312	179	254
60 and over ..	259	64	195	2	..	48	79	14	116
Unspecified ...	..	..	..	..	..	..	..	..	..
Total ...	5,513	2,921	2,592	1,413	790	1,217	1,241	291	561

Religion—Musalman.

TABLE VII.  
Age, Sex and Civil Condition.

*District Merwara.*

Age.	POPULATION.			UNMARRIED.		MARRIED.		WIDOWED.	
	Persons.	Males.	Females.	Males.	Females.	Males.	Females.	Males.	Females.
1	2	3	4	5	6	7	8	9	10
0—5 ...	1,257	666	591	660	591	6	...	...	...
5—10 ...	1,971	1,061	910	1,054	860	7	50	...	...
10—15 ...	2,538	1,447	1,091	1,397	877	46	203	4	11
15—20 ...	1,942	1,158	784	922	312	197	442	39	30
20—40 ...	5,164	3,148	2,016	836	43	2,098	1,688	214	285
40—60 ...	2,277	1,398	879	19	8	1,199	493	189	438
60 and over ...	504	310	194	2	5	228	14	80	175
Unspecified ...	...	...	...	...	...	...	...	...	...
Total ...	15,653	9,188	6,465	4,890	2,696	3,781	2,830	517	939

Religion—Christian.

TABLE VII.

Age, Sex and Civil Condition.

*District Merwara.*

AGE.	POPULATION.			UNMARRIED.		MARRIED.		WIDOWED.	
	Persons.	Males.	Females.	Males.	Females.	Males.	Females.	Males.	Females.
1	2	3	4	5	6	7	8	9	10
0—5 ...	63	29	34	29	34	...	...	...	...
5—10 ...	41	21	20	21	20	...	...	...	...
10—15 ...	45	29	16	28	15	1	1	...	...
15—20 ...	72	48	24	41	9	7	14	...	1
20—40 ...	165	100	65	47	13	51	46	2	6
40—60 ...	74	46	28	12	7	31	13	3	8
60 and over ...	23	18	5	7	...	8	3	3	2
Unspecified ...	..	...	...	...	..	...	...	...	...
<b>Total ...</b>	<b>483</b>	<b>291</b>	<b>192</b>	<b>185</b>	<b>98</b>	<b>98</b>	<b>77</b>	<b>8</b>	<b>17</b>

TABLE VII.

Age, Sex and Civil Condition.

District Merwara.

AGE.	POPULATION.			UNMARRIED.		MARRIED.		WIDOWED.	
	Persons.	Males.	Females.	Males.	Females.	Males.	Females.	Males.	Females.
1	2	3	4	5	6	7	8	9	10
0—5 ...	1	...	1	...	1	...	...	...	...
5—10 ...	0	...	2	...	2	...	...	...	...
10—15 ...	2	...	2	...	2	...	...	...	...
15—20 ...	...	...	...	...	...	...	...	...	...
20—40 ...	5	3	2	1	...	2	2	...	...
40—45 ..	2	1	1	...	...	1	1	...	...
60 and over ...	...	...	...	...	...	...	...	...	...
Total ...	12	4	8	1	5	3	3	...	...

Total column 2, these are all Parsis.

TABLE VII.  
Age, Sex and Civil Condition.

*Ajmer City.*

AGE.	POPULATION.			UNMARRIED.		MARRIED.		WIDOWED.	
	Persons.	Males.	Females.	Males.	Females.	Males.	Females.	Males.	Females.
1	2	3	4	5	6	7.	8	9	10
0-5 ...	6,405	3,122	3,283	3,113	3,272	9	9	...	2
5-10 ...	8,150	4,097	4,053	3,969	3,660	127	385	1	8
10-15 ...	8,168	4,536	3,632	3,890	1,952	606	1,611	40	69
15-20 ...	7,137	3,703	3,434	2,125	363	1,485	2,937	93	134
20-40 ...	25,452	14,180	11,272	2,319	299	10,696	9,920	965	1,014
40-60 ...	15,123	8,188	6,935	459	380	6,532	3,532	1,197	2,973
60 and over ...	3,375	1,640	1,735	94	26	999	255	547	1,411
Unspecified ...	29	1	28	1	14	...	6	...	8
Total ...	78,889	39,467	34,872	15,970	9,966	20,654	18,714	2,843	5,692

**TABLE VII.**  
**Age, Sex and Civil Condition.**  
*Nasirabad Town.*

AGE.	POPULATION.			UNMARRIED.		MARRIED.		WIDOWED.	
	Persons.	Males.	Females.	Males.	Females.	Males.	Females.	Males.	Females.
1	2	3	4	5	6	7	8	9	10
0—5 ...	2,130	1,068	1,062	1,054	1,044	14	18	...	...
5—10 ...	2,479	1,239	1,240	1,166	1,131	59	97	14	12
10—15 ...	2,657	1,491	1,166	1,167	642	308	510	16	14
15—20 ...	2,386	1,216	1,170	675	122	509	1,013	32	35
20—40 ...	7,947	4,505	3,442	796	100	3,452	2,915	257	427
40—60 ...	3,891	1,931	1,960	101	20	1,535	980	295	991
60 and over ...	979	430	549	16	3	291	69	123	477
Unspecified ...	25	12	13	11	5	1	6	—	2
<b>Total ...</b>	<b>22,494</b>	<b>11,892</b>	<b>10,602</b>	<b>4,986</b>	<b>3,077</b>	<b>6,169</b>	<b>5,567</b>	<b>737</b>	<b>1,958</b>

TABLE VII.  
Age, Sex and Civil Condition.

*Kekri.*

Age.	POPULATION.			UNMARRIED.		MARRIED.		WIDOWED.	
	Persons.	Males.	Females.	Males.	Females.	Males.	Females.	Males.	Females.
1	2	3	4	5	6	7	8	9	10
0-5 ...	423	208	215	208	215	...	...	...	...
5-10 ...	783	436	347	413	300	18	47	5	...
10-15 ...	807	445	362	364	184	73	169	8	9
15-20 ...	793	395	398	184	27	176	325	35	46
20-40 ...	2,694	1,382	1,312	174	20	1,077	1,092	181	200
40-60 ...	1,321	672	649	49	2	497	265	126	382
60 and over ...	232	103	129	5	...	65	17	33	112
Unspecified ...	...	...	...	...	...	...	...	...	...
Total --	7,058	3,641	3,412	1,397	748	1,906	1,915	338	749



**TABLE VII.**  
**Age, Sex and Civil Condition.**

*Beawar Town.*

Age.	POPULATION.			UNMARRIED.		MARRIED.		WIDOWED.	
	Persons.	Males.	Females.	Males.	Females.	Males.	Females.	Males.	Females.
1	2	3	4	5	6	7	8	9	10
0—5 ...	1,782	888	894	882	871	6	21	...	2
5—10 ...	2,067	1,030	1,037	991	921	39	107	...	9
10—15 ...	2,810	1,380	1,430	1,122	735	235	670	23	25
15—20 ...	2,299	1,184	1,115	677	130	467	923	40	62
20—40 ...	7,893	4,064	3,829	706	77	3,080	3,157	278	593
40—60 ...	4,234	2,188	2,046	184	32	1,643	881	361	1,183
60 and over ...	843	412	431	20	10	277	61	115	360
Unspecified ...	...	...	...	...	...	...	...	...	...
<b>Total</b> --	<b>21,928</b>	<b>11,146</b>	<b>10,782</b>	<b>4,582</b>	<b>2,776</b>	<b>5,747</b>	<b>5,770</b>	<b>817</b>	<b>2,236</b>

**TABLE VIII.**  
**EDUCATION.**

## TABLE

Edu-

Ajmer-

Age.	POPULATION.								
	TOTAL.			LITERATE.			ILLITERATE.		
	Total.	Male.	Female.	Total.	Male.	Female.	Total.	Male.	Female.
1	2	3	4	5	6	7	8	9	10
0-10 ... ..	84,924	44,161	40,763	1,042	893	149	83,882	43,268	40,614
10-16 ... ..	62,371	34,321	28,050	3,507	3,221	286	58,864	31,100	27,764
15-20 ... ..	53,894	29,410	24,484	3,819	3,511	308	50,075	25,899	24,176
20 and over ...	2,75,723	1,43,134	1,32,589	23,720	22,541	1,179	2,52,003	1,20,593	1,31,410
<b>Total ...</b>	<b>4,76,912</b>	<b>2,51,026</b>	<b>2,25,886</b>	<b>32,088</b>	<b>30,166</b>	<b>1,922</b>	<b>4,44,824</b>	<b>2,20,860</b>	<b>2,23,964</b>

Total Hindi includes 1,297 males and  
Total Urdu includes 413 males and

## VIII.

cation.

*Merwara*

L I T E R A T E.						L I T E R A T E I N E N G L I S H.			R E M A R K S.
H I N D I.		U R D U.		O T H E R L A N G U A G E S.		T o t a l.	M a l e s.	F e m a l e s.	
M a l e s.	F e m a l e s.	M a l e s.	F e m a l e s.	M a l e s.	F e m a l e s.				
11	12	13	14	15	16	17	18	19	
598	64	135	22	179	64	280	235	45	
2,648	204	519	26	292	58	559	495	64	
2,800	187	656	44	245	85	831	762	69	
18,750	588	3,727	145	1,408	462	3,128	2,660	468	
24,805	1,043	5,037	237	2,084	669	4,793	4,152	641	

12 females, who also know Urdu.  
 15 females, who also know Hindi.

## TABLE

Edu-

Ajmer-

Age	POPULATION.								
	TOTAL			LITERATE.			ILLITERATE.		
	Total.	Males.	Females.	Total.	Males.	Females.	Total.	Males.	Females.
1	2	3	4	5	6	7	8	9	10
0-10 ... ..	68,254	34,764	31,490	516	466	50	65,738	34,298	31,440
10-15 ... ..	50,545	28,132	22,413	2,164	2,023	141	48,381	26,109	22,272
15-20 ... ..	42,980	23,100	19,830	2,407	2,246	161	40,573	20,854	19,719
20 and over ...	2,20,674	1,12,670	1,08,004	14,559	14,093	466	2,06,115	98,577	1,07,538
<b>Total ...</b>	<b>3,80,453</b>	<b>1,98,666</b>	<b>1,81,787</b>	<b>19,646</b>	<b>18,828</b>	<b>818</b>	<b>3,60,807</b>	<b>1,79,838</b>	<b>1,80,969</b>

Total Hindi includes 1,002 males and  
Total Urdu includes 172 males.


Religion—Hindu.

VIII.

cation.

Merwara.

LITERATE.						LITERATE IN ENGLISH.			REMARKS.
HINDI.		URDU.		OTHER LANGUAGES.		Total.	Males.	Females.	
Males.	Females.	Males.	Females.	Males.	Females.				
11	12	13	14	15	16.	17	18	19	20
391	40	50	1	41	10	51	51	...	
1,861	135	197	1	60	5	310	310	...	
2,056	141	235	6	100	18	503	503	2	
13,127	421	1,233	11	611	36	1,602	1,601	1	
17,435	737	1,755	19	812	69	2,468	2,465	3	



7 females, who also known Urdu.  
who also know Hindi.

## TABLE

Edu-

Ajmer.

Age:	POPULATION.								
	TOTAL.			LITERATE.			ILLITERATE.		
	Total.	Males.	Females.	Total.	Males.	Females.	Total.	Males.	Females.
1	2	3	4	5	6	7	8	9	10
0-10 ...	75	44	31	11	7	4	64	37	27
10-15 ...	52	25	27	24	18	6	28	7	21
15-20 ...	47	32	15	34	30	4	13	2	11
25 and over ...	192	124	68	78	66	12	114	58	56
Total ...	366	225	141	147	121	26	219	104	115

Total Hindi includes 17 males.  
Total Urdu includes 8 males and

Religion—Arya.

VIII.

cation.

*Merwara.*

LITERATE.						LITERATE IN ENGLISH.			REMARKS.
HINDI.		URDU.		OTHER LANGUAGES.		Total.	Males.	Females.	
Males.	Females.	Males.	Females.	Males.	Females.				
11	12	13	14	15	16	17	18	19	
4	4	8	...	1	...	2	2	...	...
11	6	5	1	5	...	9	9	...	...
13	4	10	...	10	...	16	12	4	...
38	12	32	1	14	...	21	21	...	...
66	26	50	2	30	...	48	44	4	...

who also know Urdu.

2 females, who also know Hindi.



## TABLE

Edu-

Ajmer-

Age.	POPULATION.								
	TOTAL.			LITERATE.			ILLITERATE.		
	Total.	Males.	Females.	Total.	Males.	Females.	Total.	Males.	Females.
1	2	3	4	5	6	7	8	9	10
0-10 ... ..	2,410	1,757	1,653	148	142	6	3,262	1,615	1,647
10-15 ... ..	2,437	1,920	1,917	634	622	12	1,803	598	1,205
15-20 ... ..	1,983	1,002	981	610	595	15	1,373	407	966
20 and over ...	12,092	6,665	5,427	4,635	4,569	66	7,457	2,096	5,361
<b>Total ...</b>	<b>19,922</b>	<b>10,644</b>	<b>9,278</b>	<b>6,027</b>	<b>5,928</b>	<b>99</b>	<b>13,895</b>	<b>4,716</b>	<b>9,179</b>

Total Hindi includes 37 males,  
Total Urdu includes 67 males and

Religion—Jain.

VIII

Education.

Merwara.

LITERATE.						LITERATE IN ENGLISH.			REMARKS.
HINDI.		URDU.		OTHER LANGUAGES.		Total.	Males.	Females.	
Males.	Females.	Males.	Females.	Males.	Females.				
11	12	13	14	15	16	17	18	19	
140	1	2	5	...	...	1	1	...	
613	12	10	...	3	...	5	5	..	
533	14	66	1	24	...	32	31	1	
4,310	65	269	3	62	...	80	80	...	
5,596	92	347	9	89	...	118	117	1	

who also know Urdu.

2 females, who also know Hindi.

## TABLE

Edu-

Ajmer-

AGE.	POPULATION.								
	TOTAL.			LITERATE.			ILLITERATE.		
	Total.	Males.	Females.	Total.	Males.	Females.	Total.	Males.	Females.
1	2	3	4	5	6	7	8	9	10
0-10 ... ..	14,397	7,165	7,232	91	77	14	14,306	7,088	7,218
10-15 .. ...	8,766	4,637	4,129	356	340	16	8,410	4,297	4,113
15-20 ... ..	8,435	4,982	3,453	498	457	41	7,937	4,525	3,412
20 and over ...	40,433	22,296	18,137	2,965	2,889	76	37,468	19,407	18,061
Total ... ..	72,031	39,080	32,951	3,910	3,768	147	68,121	35,317	32,804

Total Hindi includes 156 males and  
Total Urdu includes 114 males.

## Religion—Musalman.

VIII.

cation.

Merwara

LITERATE.						LITERATE IN ENGLISH.			REMARKS.
HINDI.		URDU.		OTHER LANGUAGES.		Total.	Males.	Females.	
Males.	Females.	Males.	Females.	Males.	Females.				
11	12	13	14	15	16	17	18	19	
19	2	54	9	6	3	40	40	...	
92	...	249	33	30	3	63	62	1	
127	9	324	24	29	15	121	121	...	
969	10	1,909	58	225	9	467	466	1	
1,207	14	2,536	104	290	30	691	689	2	

1 female, who also know Urdu.  
who also know Hindi.

## TABLE

Edu-

Ajmer-

Age	POPULATION.								
	TOTAL.			LITERATE.			ILLITERATE.		
	Total.	Males.	Females.	Total.	Males.	Females.	Total.	Males.	Females.
	2	3	4	5	6	7	8	9	10
0-10 ... ..	719	301	328	263	190	73	456	201	255
10-15 ... ..	538	234	240	300	202	107	224	82	142
15-20 ... ..	427	288	139	265	181	84	162	107	55
20 and over ...	2,033	1,152	881	1,334	790	544	699	362	337
<b>Total ...</b>	<b>3,712</b>	<b>2,115</b>	<b>1,597</b>	<b>2,171</b>	<b>1,363</b>	<b>808</b>	<b>1,541</b>	<b>752</b>	<b>789</b>

Total Hindi includes 83 males and  
Total Urdu includes 45 males and

VIII.

Education.

Merwara.

LITERATE.						LITERATE IN ENGLISH.			REMARKS.
HINDI.		URDU.		OTHER LANGUAGES.		Total.	Males.	Females.	
Males.	Females.	Males.	Females.	Males.	Females.				
11	12	13	14	15	16	17	18	19	
44	17	19	7	127	49	183	138	45	
70	51	59	11	98	46	167	104	63	
79	24	20	13	82	51	157	95	62	
201	76	198	72	408	406	930	465	465	
484	168	[294	103	715	552	1,437	802	635	

4 females, who also know Urdu.

11 females, who also know Hindi.

## TABLE

Edu-

Ajmer.

Age.	POPULATION.								
	TOTAL.			LITERATE.			ILLITERATE.		
	Total.	Males.	Females.	Total.	Males.	Females.	Total.	Males.	Females.
1	2	3	4	5	6	7	8	9	10
0-10 ...	69	40	29	13	11	2	56	29	27
10-15 ...	38	23	15	20	16	4	18	7	11
15-20 ...	22	6	16	5	2	3	17	4	13
20 and over ...	299	227	72	149	134	15	150	93	57
Total ..	428	296	132	187	163	24	241	133	108

Total Urdu includes 7 males,  
Others include Sikhs

## Religion—Others.

VIII.

cation.

Merwara.

LITERATE.						LITERATE IN ENGLISH.			REMARKS.
HINDI.		URDU.		OTHER LANGUAGES.		Total.	Males.	Females.	
Males.	Females.	Males.	Females.	Males.	Females.				
11	12	13	14	15	16	17	18	19	
...	...	7	...	4	2	3	3	...	
1	...	0	...	6	4	5	5	..	
1	2	1	...	...	1	...	...	...	
15	4	38	...	88	11	28	27	1	
17	6	55	...	98	18	86	85	1	

who also know Urdu,  
and Parsi,



## TABLE

Edu-

District

Age.	POPULATION.								
	TOTAL.			LITERATE.			ILLITERATE.		
	Total.	Males.	Females.	Total.	Males.	Females.	Total.	Males.	Females.
1	2	3	4	5	6	7	8	9	10
0-10 ...	67,137	34,709	32,428	921	781	140	66,216	33,928	32,288
10-15 ...	48,094	25,358	20,736	2,883	2,686	247	43,211	22,722	20,459
15-20 ...	40,679	22,163	18,516	3,119	2,870	249	37,560	19,293	18,267
20 and over ...	2,13,543	1,11,154	1,02,389	19,964	18,932	1,032	1,93,579	92,221	1,01,357
<b>Total ...</b>	<b>3,67,453</b>	<b>1,93,384</b>	<b>1,74,069</b>	<b>26,887</b>	<b>25,219</b>	<b>1,668</b>	<b>3,40,566</b>	<b>1,68,165</b>	<b>1,72,401</b>

Total Hindi includes 1,100 males and  
Total Urdu includes 301 males and

## VIII.

Education.

Ajmer.

LITERATE.						LITERATE IN ENGLISH.			REMARKS.
HINDI.		URDU.		OTHER LANGUAGES.		Total.	Males.	Females.	
Males.	Females.	Males.	Females.	Males.	Females.				
11	12	13	14	15	16	17	18	19	
500	56	118	22	179	63	248	200	48	
2,112	107	458	24	197	57	530	467	63	
2,210	130	581	40	238	83	778	714	64	
15,357	465	3,314	124	1,361	450	3,026	2,578	448	
20,179	818	4,466	210	1,975	653	4,577	3,959	618	

9 females, who also know Urdu.  
4 females, who also know Hindi.

## TABLE

Edu-

District

AGE	POPULATION.								
	TOTAL.			LITERATE.			ILLITERATE.		
	Total.	Males.	Females.	Total.	Males.	Females.	Total.	Males.	Females.
1	2	3	4	5	6	7	8	9	10
0-10 ... ..	52,586	27,485	25,101	462	412	50	52,124	27,073	25,051
10-15 ... ..	37,473	20,060	16,518	1,778	1,060	118	35,695	19,300	16,395
15-20 ... ..	32,358	17,318	15,040	1,946	1,828	118	30,412	15,490	14,922
20 and over ...	1,70,296	87,701	82,595	12,327	11,931	396	1,57,969	75,770	82,199
Total ...	2,92,713	1,53,464	1,39,249	16,513	15,831	682	2,76,200	1,37,633	1,38,567

Total Hindi includes 881 males and  
Total Urdu includes 146 males,

Religion—Hindu.

VIII.

Education.

Ajmer.

LITERATE.						LITERATE IN ENGLISH.			REMARKS.
HINDI.		URDU.		OTHER LANGUAGES.		Total.	Males.	Females.	
Males.	Females.	Males.	Females.	Males.	Females.				
11	12	13	14	15	16	17	18	19	
337	40	48	1	41	10	49	49	...	
1,509	113	170	1	60	4	303	303	...	
1,644	99	212	4	98	17	483	483	...	
10,985	355	1,154	8	600	35	1,588	1,588	...	
14,475	607	1,584	14	799	66	2,423	2,423	...	

5 females, who also know Urdu.  
who also know Hindi.

## TABLE

Edu-

District

Age	POPULATION.								
	TOTAL.			LITERATE.			ILLITERATE.		
	Total.	Males.	Females.	Total.	Males.	Females.	Total.	Males.	Females.
1	2	3	4	5	6	7	8	9	10
0-10 ... ..	63	38	25	10	6	4	53	32	21
10-15 ... ..	43	19	24	19	14	5	24	5	19
15-20 ... ..	44	30	14	32	28	4	12	2	10
20 and over ...	158	102	56	58	51	7	100	51	49
Total ...	308	189	119	119	99	20	189	90	99

Total Hindi includes 15 males,  
Total Urdu includes 1 male.

Religion—Arya.

VIII.

cation.

Ajmer.

LITERATE.						LITERATE IN ENGLISH.			REMARKS.
HINDI.		URDU.		OTHER LANGUAGES.		Total.	Males.	Females	
Males.	Females.	Males.	Females.	Males.	Females				
11	12	13	14	15	16	17	18	19	
3	4	2	...	1	...	1	1	...	
7	5	3	...	5	...	5	5	...	
11	4	10	...	10	...	14	10	4	
23	7	26	...	14	...	14	14	...	
44	20	41	...	30	...	34	30	4	

who also known Urdu.  
 who also knows Hindi.

## TABLE

Edu-

District

Age.	POPULATION.								
	TOTAL.			LITERATE.			ILLITERATE.		
	Total.	Males.	Females.	Total.	Males.	Females.	Total.	Males.	Females.
1	2	3	4	5	6	7	8	9	10
0-10 ... ..	2,638	1,367	1,271	124	119	5	2,514	1,218	1,266
10-15 ... ..	1,826	911	915	513	506	7	1,313	405	908
15-20 ... ..	1,407	745	662	512	503	9	895	212	653
20 and over ...	8,538	4,700	3,838	3,695	3,646	49	4,843	1,054	3,789
Total ...	14,409	7,723	6,686	4,844	4,774	70	9,565	2,949	6,616

Total Hindi includes 13 males,  
Total Urdu includes 28 males and

Religion—Jain.

VIII.

education.

Ajmer.

LITERATE.						LITERATE IN ENGLISH.			REMARKS.
HINDI.		URDU.		OTHER LANGUAGES.		Total.	Males.	Females.	
Males.	Females.	Males.	Females.	Males.	Females.				
11	12	13	14	15	16	17	18	19	
119	...	...	5	...	...	1	1	...	
499	7	8	..	2	...	3	3	...	
448	8	53	1	24	...	26	25	1	
3,400	48	212	3	55	...	59	59	...	
4,461	63	273	9	81	...	89	88	1	

who also know Urdu.  
2 females, who also know Hindi.



## TABLE

Edu-

District

Age.	POPULATION.								
	TOTAL.			LITERATE.			ILLITERATE.		
	Total.	Males.	Females.	Total.	Males.	Females.	Total.	Males.	Females.
1	2	3	4	5	6	7	8	9	10
0-10 ... ..	11,169	5,438	5,731	71	58	13	11,098	5,380	5,718
10-15 ... ..	6,228	3,190	3,038	278	262	16	5,950	2,928	3,022
15-20 ... ..	6,493	3,324	2,669	408	368	40	6,085	3,456	2,629
20 and over ...	32,488	17,440	15,048	2,538	2,471	67	20,950	14,969	14,981
<b>Total ...</b>	<b>56,378</b>	<b>29,892</b>	<b>26,486</b>	<b>3,295</b>	<b>3,159</b>	<b>136</b>	<b>53,083</b>	<b>26,783</b>	<b>26,350</b>

Total Hindi includes 114 males and  
Total Urdu includes 89 males.

Religion—Musalman.

VIII.

Education.

Ajmer.

LITERATE.						LITERATE IN ENGLISH.			REMARKS.
HINDI.		URDU.		OTHER LANGUAGES.		Total.	Males.	Females.	
Males.	Females.	Males.	Females.	Males.	Females.				
11	12	13	14	15	16	17	18	19	
10	2	44	9	6	2	11	11	...	
46	...	209	13	28	3	53	52	1	
68	2	236	24	27	14	110	110	...	
708	9	1,728	64	204	5	463	462	1	
832	13	2,267	100	263	24	637	625	2	

1 female, who also know Urdu.  
who also know Hindi.

## TABLE

Edu-

District

Age.	POPULATION.								
	TOTAL.			LITERATE.			ILLITERATE.		
	Total.	Males.	Females.	Total.	Males.	Females.	Total.	Males.	Females.
1	2	3	4	5	6	7	8	9	10
0-10 ...	615	341	274	241	175	66	374	166	208
10-15 ...	488	255	233	275	178	97	213	77	136
15-20 ...	355	240	115	216	141	75	139	99	40
20 and over ...	1,771	988	783	1,200	701	499	571	287	284
Total	3,229	1,824	1,405	1,932	1,195	737	1,297	629	668

Total Hindi includes 77 males and  
Total Urdu includes 30 males and

## Religion—Christian.

## VIII.

Education.

Ajmer.

LITERATE.						LITERATE IN ENGLISH.			REMARKS.
HINDI.		URDU.		OTHER LANGUAGES.		Total.	Males.	Females.	
Males.	Females.	Males.	Females.	Males.	Females.				
11	12	13	14	15	16	17	18	19	
31	10	17	7	127	49	178	135	43	
50	42	54	10	98	46	161	99	62	
49	15	19	11	79	51	145	86	59	
226	43	157	59	401	399	875	429	446	
350	110	247	87	705	545	1,359	749	610	

3 females, who also know Urdu.

2 females, who also know Hindi.

## TABLE

Edu-

District

Age.	POPULATION.								
	TOTAL.			LITERATE.			ILLITERATE.		
	Total.	Males.	Females.	Total.	Males.	Females.	Total.	Males.	Females.
1	2	3	4	5	6	7	8	9	10
0-10 ... ..	66	40	26	13	11	2	53	29	24
10-15 ... ..	36	23	13	20	16	4	16	7	9
16-20 ... ..	22	6	16	5	2	3	17	4	13
20 and over ...	202	221	69	146	132	14	146	91	55
Total ...	416	292	124	184	161	23	232	131	101

Total Urdu includes 7 males.

Religion Others.

VIII.

cation

Ajmer.

LITERATE.						LITERATE IN ENGLISH.			REMARKS.
HINDI.		URDU.		OTHER LANGUAGES.		Total.	Males.	Females.	
Males.	Females.	Males.	Females.	Males.	Females.				
11	12	13	14	15	16	17	18	19	
...	...	7	...	4	2	3	3	...	
1	...	9	...	6	4	5	6	...	
1	2	1	...	...	1	...	...	...	
15	3	37	...	87	11	27	26	1	
17	5	54	...	97	18	35	34	1	

who also know Hindi.

## TABLE

Edu-

District

Age	POPULATION.								
	TOTAL.			LITERATE.			ILLITERATE.		
	Total.	Males.	Females.	Total.	Males.	Females.	Total.	Males.	Females.
1	2	3	4	5	6	7	8	9	10
0-10 ... ..	17,787	9,452	8,335	121	112	9	17,666	9,340	8,326
10-15 ... ..	16,277	8,903	7,314	624	685	39	15,653	8,378	7,275
15-20 ... ..	13,215	7,247	5,968	700	641	59	12,515	6,606	5,909
20 and over ...	62,180	31,980	30,200	3,756	3,609	147	58,424	28,371	30,053
Total ...	1,09,459	57,642	51,817	5,201	4,947	254	1,04,258	52,695	51,563

Total Hindi includes 197 males and  
Total Urdu includes 112 males and

VIII.

cation.

Merwara.

LITERATE.						LITERATE IN ENGLISH.			REMARKS.
HINDI.		URDU.		OTHER LANGUAGES.		Total.	Males.	Females.	
Males.	Females.	Males.	Females.	Males.	Females.				
11	12	13	14	15	16	17	18	19	
98	8	17	...	...	1	37	35	2	
536	37	66	2	5	1	29	28	1	
593	57	75	4	7	2	53	48	5	
3,303	123	413	21	47	12	102	82	20	
4,626	225	571	27	59	16	221	193	28	

3 females, who also know Urdu.  
 11 females, who also know Hindi.



## TABLE

Edu-

District

Age.	POPULATION.								
	TOTAL.			LITERATE.			ILLITERATE.		
	Total.	Males.	Females.	Total.	Males.	Females.	Total.	Males.	Females.
1	2	3	4	5	6	7	8	9	10
0-10 ...	13,668	7,270	6,389	54	54	...	13,614	7,225	6,389
10-15 ...	13,072	7,172	5,900	386	363	23	12,686	6,809	5,877
15-20 ...	10,622	5,782	4,840	461	418	43	10,161	5,364	4,797
20 and over ...	50,378	24,960	25,409	2,232	2,162	70	48,146	22,807	25,339
Total ...	87,740	45,202	42,538	3,133	2,997	136	84,607	42,205	42,402

Total Hindi includes 121 males and  
Total Urdu includes 26 males,

Religion—Hindu.

VIII-

cation.

Merwar

LITERATE.						LITERATE IN ENGLISH.			REMARKS.
HINDI.		URDU.		OTHER LANGUAGES.		Total.	Males.	Females.	
Males.	Females.	Males.	Females.	Males.	Females.				
11	12	13	14	15	16	17	18	19	20
54	...	2	...	...	...	2	2	...	
352	22	17	..	...	1	7	7	...	
412	42	23	2	2	1	22	20	2	
2,142	66	129	3	11	1	14	13	1	
2,960	130	171	5	18	3	45	42	3	

2 females, who also know Urdu.  
who also know Hindi.

## TABLE

Edu-

District

AGE.	POPULATION.								
	TOTAL.			LITERATE.			ILLITERATE.		
	Total.	Males.	Females.	Total.	Males.	Females.	Total.	Males.	Females.
1	2	3	4	5	6	7	8	9	10
0-10 ... ..	12	6	6	1	1	...	11	5	6
10-15 ... ..	9	6	3	5	4	1	4	2	2
15-20 ... ..	3	2	1	2	2	...	1	...	1
20 and over ...	34	22	12	20	15	5	14	7	7
Total ...	58	36	22	28	22	6	30	14	16

Total Hindi includes 2 males,  
Total Urdu includes 7 males and

Religion—Arya.

VIII.

ation.

Merwara.

LITERATE.						LITERATE IN ENGLISH.			REMARKS.
HINDI.		URDU.		OTHER LANGUAGES.		Total.	Males.	Females.	
Males.	Females.	Males.	Females.	Males.	Females.				
11	12	13	14	15	16	17	18	19	20
1	...	1	...	...	...	1	1	...	
4	1	2	1	...	...	4	4	...	
2	...	...	...	...	...	2	2	...	
15	5	6	1	...	...	7	7	...	
22	6	9	2	..	...	14	14	...	

who also know Urdu.

2 females, who also know Hindi.

## TABLE

Edu-

District

Age.	POPULATION.								
	TOTAL.			LITERATE.			ILLITERATE.		
	Total.	Males.	Females.	Total.	Males.	Females.	Total.	Males.	Females.
1	2	3	4	5	6	7	8	9	10
0-10 ... ..	772	390	382	24	23	1	748	367	381
10-15 ... ..	611	309	302	121	116	5	490	193	297
15-20 ... ..	576	257	319	98	92	6	478	165	313
20 and over ...	3,554	1,965	1,589	940	923	17	2,614	1,042	1,572
<b>Total ...</b>	<b>5,513</b>	<b>2,921</b>	<b>2,592</b>	<b>1,188</b>	<b>1,154</b>	<b>29</b>	<b>4,330</b>	<b>1,767</b>	<b>2,563</b>

Total Hindi includes 24 males,  
Total Urdu includes 39 males,

Religion—Jain

VIII.

cation.

Merwara.

LITERATE.						LITERATE IN ENGLISH.			REMARKS.
HINDI.		URDU.		OTHER LANGUAGES.		Total.	Males.	Females.	
Males.	Females.	Males.	Females.	Males.	Females.				
11	12	13	14	15	16	17	18	19	
21	1	2	...	...	...	...	...	...	
114	5	2	...	1	...	2	2	...	
90	6	13	...	...	...	6	6	...	
910	17	57	...	7	...	21	21	...	
1,135	29	74	...	8	...	29	29	...	

who also know Urdu.

who also know Hindi.

## TABLE

Edu-

District

Age	POPULATION.								
	TOTAL			LITERATE			ILLITERATE		
	Total.	Males.	Females.	Total.	Males.	Females.	Total.	Males.	Females.
1	2	3	4	5	6	7	8	9	10
0-10 ... ..	3,228	1,727	1,501	20	19	1	3,208	1,708	1,500
10-15 ... ..	2,538	1,447	1,091	78	78	...	2,460	1,369	1,091
15-20 ... ..	1,942	1,158	784	90	89	1	1,852	1,069	783
20 and over ... ..	7,945	4,356	3,089	427	418	9	7,518	4,438	3,080
Total ... ..	15,653	9,188	6,465	615	604	11	15,038	8,584	6,454

Total Hindi includes 42 males,  
Total Urdu includes 25 males,

## Religion—Musalman.

## VIII.

Education.

Merwara.

LITERATE.						LITERATE IN ENGLISH.			REMARKS.
HINDI.		URDU.		OTHER LANGUAGES.		Total.	Males.	Females.	
Males.	Females.	Males.	Females.	Males.	Females.				
11	12	13	14	15	16	17	18	19	
9	...	10	...	...	1	29	29	...	
46	...	40	...	4	...	10	10	...	
59	...	38	...	2	1	11	11	...	
261	1	181	4	21	4	4	4	...	
375	1	269	4	27	6	54	54	...	

who also know Urdu.  
 who also know Hindi.



## TABLE

Edu-  
District

AGE.	POPULATION.								
	TOTAL.			LITERATE.			ILLITERATE.		
	Total.	Males.	Females.	Total.	Males.	Females.	Total.	Males.	Females.
1	2	3	4	5	6	7	8	9	10
0-10 .. ...	104	50	54	22	15	7	82	55	47
10-15 ... ..	45	29	16	34	24	10	11	5	6
15-20 ... ..	72	46	24	49	40	9	23	8	15
20 and over ...	262	164	98	134	89	45	128	75	53
<b>Total</b> ..	<b>483</b>	<b>291</b>	<b>192</b>	<b>289</b>	<b>168</b>	<b>71</b>	<b>244</b>	<b>123</b>	<b>121</b>

Total Hindi includes 8 males and  
Total Urdu includes 15 males and

## Religion—Christian.

VIII.

cation.

*Merwara.*

LITERATE.						LITERATE IN ENGLISH.			REMARKS.
HINDI.		URDU.		OTHER LANGUAGES.		Total.	Males.	Females.	
Males.	Females.	Males.	Females.	Males.	Females.				
11	12	13	14	15	16	17	18	19	20
13	7	2	...	...	...	5	3	2	
20	9	5	1	...	...	6	5	1	
36	9	1	2	3	...	12	9	3	
65	33	39	13	7	7	55	36	19	
134	58	47	16	10	7	78	58	25	

1 female, who also know Urdu.

9 females, who also know Hindi.

## TABLE

Edu-

District

Age.	POPULATION.								
	TOTAL.			LITERATE.			ILLITERATE.		
	Total.	Males.	Females.	Total.	Males.	Females.	Total.	Males.	Females.
1	2	3	4	5	6	7	8	9	10
0-10 ... ..	3	...	3	...	...	...	3	...	3
10-15 ... ..	2	...	2	...	...	...	2	...	2
15-20 ... ..	...	...	...	...	...	...	...	...	...
20 and over ...	7	4	3	3	2	1	4	2	2
Total ...	12	4	8	3	2	1	9	2	7

## Religion—Others.

## VIII.

education.

Merwara.

LITERATE.						LITERATE IN ENGLISH.			REMARKS.
HINDI.		URDU.		OTHER LANGUAGES.		Total.	Males.	Females.	
Males.	Females.	Males.	Females.	Males.	Females.				
11	12	13	14	15	16	17	18	19	
...	...	...	...	...	...	...	...	...	
...	...	...	...	...	...	...	...	...	
...	...	...	...	...	...	...	...	...	
...	1	1	...	1	...	1	1	...	
...	1	1	...	1	...	1	1	...	

## TABLE

Edu-

Ajmer

Age.	POPULATION.								
	TOTAL.			LITERATE.			ILLITERATE.		
	Total.	Males.	Females.	Total.	Males.	Females.	Total.	Males.	Females.
1	2	3	4	5	6	7	8	9	10
0-10 ... ..	14,555	7,219	7,336	492	398	104	14,063	6,821	7,242
10-15 ... ..	8,168	4,536	3,632	1,158	1,047	111	7,010	3,489	3,521
15-20 ... ..	7,137	3,703	3,434	1,278	1,158	120	5,859	2,545	3,314
20 and over ...	43,979	24,009	19,970	7,620	7,009	611	36,359	17,000	19,359
Total ...	72,839	39,467	34,372	10,548	9,612	936	62,291	29,855	32,436

Total Hindi includes 979 males and  
Total Urdu includes 46 males

## VIII.

cation.

City.

L I T E R A T E.						L I T E R A T E I N E N G L I S H.			R E M A R K S.
H I N D I.		U R D U.		O T H E R L A N G U A G E S.		T o t a l.	M a l e s.	F e m a l e s.	
M a l e s.	F e m a l e s.	M a l e s.	F e m a l e s.	M a l e s.	F e m a l e s.				
11	12	13	14	15	16	17	18	19	
186	40	99	15	123	40	183	156	27	
618	58	369	15	165	38	457	423	34	
648	40	400	81	162	46	564	519	45	
4,398	198	2,536	77	854	339	2,413	2,081	332	
5,850	342	3,484	138	1,806	462	3,617	3,179	438	

6 females, who also know Urdu.  
who also know Hindi.

TABLE  
Edu-  
Nasirabad

Age.	POPULATION.								
	TOTAL.			LITERATE.			ILLITERATE.		
	Total.	Males.	Females.	Total.	Males.	Females.	Total.	Males.	Females.
1	2	3	4	5	6	7	8	9	10
0-10 ...	4,609	2,307	2,302	118	94	24	4,491	2,213	2,278
10-15 ...	2,657	1,491	1,166	212	184	28	2,445	1,307	1,138
15-20...	2,386	1,216	1,170	309	274	35	2,077	942	1,135
20 and over ...	12,842	6,878	5,964	1,982	1,852	130	10,860	5,026	5,834
<b>Total ...</b>	<b>22,494</b>	<b>11,892</b>	<b>10,602</b>	<b>2,621</b>	<b>2,404</b>	<b>217</b>	<b>19,873</b>	<b>9,488</b>	<b>10,385</b>

Total Hindi includes 14 males and  
Total Urdu includes 86 males and

## VIII.

cation.

Town.

LITERATE.						LITERATE IN ENGLISH.			REMARKS.
HINDI.		URDU.		OTHER LANGUAGES.		Total.	Males.	Females.	
Males.	Females.	Males.	Females.	Males.	Females.				
11	12	13	14	15	16	17	18	19	
41	7	9	1	46	16	29	24	5	
127	10	42	4	22	15	36	21	15	
172	9	50	7	63	21	84	72	12	
1,203	32	350	25	379	77	250	238	12	
1,543	58	451	37	510	129	399	355	44	

3 females, who also know Urdu.

4 females, who also know Hindi.



## TABLE

Edu-

Kekri

AGE.	POPULATION.								
	TOTAL.			LITERATE.			ILLITERATE.		
	Total.	Males.	Females.	Total.	Males.	Females.	Total.	Males.	Females.
1	2	3	4	5	6	7	8	9	10
0-10 ... ..	1,206	644	562	25	25	...	1,181	619	562
10-15 ... ..	807	445	362	95	95	...	712	350	362
15-20 ... ..	793	395	398	93	92	1	700	303	397
20 and over ...	4,247	2,157	2,090	612	606	6	3,635	1,551	2,084
<b>Total ...</b>	<b>7,053</b>	<b>3,641</b>	<b>3,412</b>	<b>825</b>	<b>818</b>	<b>7</b>	<b>6,228</b>	<b>2,823</b>	<b>3,405</b>

Total Hindi includes 11 males,  
Total Urdu includes 48 males,

## VIII.

cation.

Town.

LITERATE.						LITERATE IN ENGLISH.			REMARKS.
HINDI.		URDU.		OTHER LANGUAGES.		Total.	Males.	Females.	
Males.	Females.	Males.	Females.	Males.	Females.				
11	12	13	14	15	16	17	18	19	
24	...	1	...	...	...	...	...	...	
96	...	14	...	2	...	8	8	...	
83	...	16	...	2	1	6	5	1	
570	3	63	1	11	2	28	26	2	
763	3	99	1	15	3	42	39	3	

who also know Urdu.  
 who also know Hindi.

## TABLE

Edu-

*Beawar*

Age.	POPULATION.								
	TOTAL.			LITERATE.			ILLITERATE.		
	Total.	Males.	Females.	Total.	Males.	Females.	Total.	Males.	Females.
1	2	3	4	5	6	7	8	9	10
0-10 ... ..	3,849	1,918	1,931	86	77	9	3,763	1,841	1,922
10-15 ... ..	2,810	1,380	1,430	416	387	29	2,394	993	1,401
15-20 ... ..	2,290	1,184	1,115	413	367	46	1,886	817	1,069
20 and over ...	12,970	6,664	6,306	1,820	1,689	131	11,150	4,975	6,175
Total ...	21,928	11,146	10,782	2,735	2,520	215	19,193	8,626	10,567

Total Hindi includes 164 males and  
Total Urdu includes 31 males and

## VIII.

cation.

Town.

LITERATE.						LITERATE IN ENGLISH.			REMARKS.
HINDI.		URDU.		OTHER LANGUAGES.		Total.	Males.	Females.	
Males.	Females.	Males.	Females.	Males.	Females.				
11	12	13	14	15	16	17	18	19	
63	8	17	...	...	1	29	27	2	
340	28	55	2	5	...	23	22	1	
328	46	66	4	4	...	46	41	5	
1,506	108	287	20	44	12	67	47	20	
2,237	190	425	26	53	13	165	137	28	

3 females, who also know Urdu.

11 females, who also know Hindi.

**TABLE IX.**  
**EDUCATION BY CASTES.**

TABLE IX.

Education by selected Castes, Tribes or Races.

*Ajmer-Merwara.*

Castes.	POPULATION.								
	TOTAL.			LITERATE.			ILLITERATE.		
	Total.	Males.	Females.	Total.	Males.	Females.	Total.	Males.	Females.
1	2	3	4	5	6	7	8	9	10
Europeans ...	1,009	697	312	924	660	264	85	37	48
Eurasians ...	341	152	189	306	136	170	35	16	19
Brahman ...	25,896	14,566	11,330	5,809	5,502	307	20,087	9,064	11,023
Rajput ...	15,430	8,882	6,548	1,389	1,213	176	14,041	7,669	6,372
Kayasth ...	2,620	1,241	1,379	952	807	145	1,668	434	1,234
<i>Traders:—</i>									
(a) Agarwal ...	3,797	2,008	1,789	1,269	1,230	39	2,528	778	1,750
(b) Maheshwari	2,927	1,653	1,274	1,163	1,149	14	1,764	504	1,260
(c) Oswals ...	3,547	5,993	3,554	2,318	2,733	35	6,729	3,210	3,519
(d) Others ...	20,756	10,718	10,038	6,655	6,537	118	14,101	4,181	9,920
<b>Total ...</b>	<b>82,323</b>	<b>45,910</b>	<b>36,413</b>	<b>21,285</b>	<b>20,017</b>	<b>1,268</b>	<b>61,038</b>	<b>25,893</b>	<b>35,145</b>

TABLE X.  
LANGUAGE.

**TABLE X.**  
**Language.**  
*Ajmer-Merwara.*

Group of Languages.	Language.	POPULATION.			AJMER.			MERWARA.			
		Persons.	Males.	Females.	Persons.	Males.	Females.	Persons.	Males.	Females.	
1	2	3	4	5	6	7	8	9	10	11	
A.—Vernaculars of India ...	Ajmeri ... ..	1,48,044	78,240	70,404	1,48,431	78,115	70,316	213	125	88	
	Dhundhari ... ..	5,937	2,693	3,244	3,771	1,537	2,234	2,166	1,156	1,010	
	Haraoti ... ..	1	...	1	1	...	1	...	...	...	
	Hindi ... ..	80,951	47,847	42,104	87,400	46,590	40,804	2,551	1,251	1,300	
	Marwari ... ..	94,178	48,294	45,884	76,699	39,701	36,999	17,479	8,593	8,886	
	Merwari ... ..	82,480	44,292	38,188	1,435	964	471	81,045	43,328	37,717	
	Mewari ... ..	8,099	3,075	4,124	4,347	2,092	2,255	3,752	1,883	1,869	
	Mewati ... ..	133	92	41	131	92	39	2	...	2	
	Rajasthani ... ..	278	162	116	105	58	47	173	104	69	
	<b>Total Vernaculars of the Province</b> ...		<b>4,29,701</b>	<b>2,25,595</b>	<b>2,04,106</b>	<b>3,22,320</b>	<b>1,69,155</b>	<b>1,53,165</b>	<b>1,07,381</b>	<b>56,440</b>	<b>50,941</b>
	Bengali ... ..	281	192	80	270	185	85	11	7	4	
	Brajbhasha ... ..	145	126	19	145	126	19	...	...	...	
	Dakhini ... ..	53	30	23	53	30	23	...	...	...	
	Gujrati ... ..	799	498	301	648	388	260	151	110	41	
	Hindustani ... ..	41,955	22,163	19,792	40,208	21,246	19,022	1,687	917	770	
	Marathi ... ..	461	253	208	455	248	207	6	5	1	
	Panjabi ... ..	691	527	164	651	498	153	40	39	1	
	Purbi ... ..	1,090	640	450	939	538	401	151	102	49	
	Tamil ... ..	29	11	18	29	11	18	...	...	...	
	Others ... ..	129	40	89	129	40	89	...	...	...	
<b>Total Vernaculars of other Provinces</b> ...		<b>45,633</b>	<b>24,480</b>	<b>21,153</b>	<b>43,587</b>	<b>23,300</b>	<b>20,287</b>	<b>2,046</b>	<b>1,180</b>	<b>866</b>	
<b>Total A</b> ...		<b>4,75,334</b>	<b>2,50,075</b>	<b>2,25,259</b>	<b>3,65,907</b>	<b>1,92,455</b>	<b>1,73,452</b>	<b>1,09,427</b>	<b>57,620</b>	<b>51,807</b>	
B.—Vernaculars of Countries in Asia beyond India.	Arabic ... ..	3	3	...	3	3	...	...	...	...	
	Bhutani ... ..	3	3	...	3	3	...	...	...	...	
	Bilochi ... ..	1	1	...	1	1	...	...	...	...	
	Pahari ... ..	17	17	...	17	17	...	...	...	...	
	Persian ... ..	11	11	...	...	...	...	11	11	...	
	Pushto ... ..	59	59	...	56	56	...	3	3	...	
	<b>Total B</b> ...	<b>94</b>	<b>94</b>	...	<b>80</b>	<b>80</b>	...	<b>14</b>	<b>14</b>	...	
C.—European Languages.	English ... ..	1,474	855	619	1,450	847	609	18	8	10	
	French ... ..	2	2	...	2	2	...	...	...	...	
	Portuguese ... ..	8	...	8	8	...	8	...	...	...	
	<b>Total C</b> ...	<b>1,484</b>	<b>857</b>	<b>627</b>	<b>1,466</b>	<b>849</b>	<b>617</b>	<b>18</b>	<b>8</b>	<b>10</b>	
<b>Total A, B, and C</b> ...		<b>4,76,912</b>	<b>2,51,026</b>	<b>2,25,886</b>	<b>3,67,453</b>	<b>1,93,384</b>	<b>1,74,069</b>	<b>1,09,459</b>	<b>57,642</b>	<b>51,817</b>	

Others, column 2 in Group A, includes the following:—

	Persons.	Males.	Females.
Kakvari ... ..	2	2	Nil
Goanese ... ..	4	Nil	4
Sujavari ... ..	53	32	21
Sinavari ... ..	38	Nil	38
Diravari ... ..	29	4	25
Snkhbari ... ..	3	2	1



TABLE XI.  
BIRTH PLACE.

## TABLE XI.

## Birth Place.

## Ajmer-Merwara.

District, State, Province or country where born.	PROVINCE, DISTRICT OR STATE WHERE ENUMERATED.								
	Population of District, Province, or State.			Ajmer.			Merwara.		
	Persons.	Males.	Females.	Persons.	Males.	Females.	Persons.	Males.	Females.
1	2	3	4	5	6	7	8	9	10
<b>A.—Districts or States within the Province:—</b>									
Ajmer ... ..	2,89,811	1,56,330	1,33,502	2,87,100	1,55,178	1,31,992	2,051	1,141	1,510
Alwar ... ..	1,866	1,087	779	1,709	900	719	157	87	60
Banswara ... ..	4	3	1	4	3	1	..	..	..
Bharatpur ... ..	1,623	933	600	1,357	791	566	206	142	124
Bikaner ... ..	251	143	108	240	139	101	11	4	7
Bundi ... ..	966	533	433	953	527	426	13	6	7
Dholpur ... ..	135	61	74	127	57	70	8	4	4
Dungarpur ... ..	18	16	2	18	16	2	..	..	..
Jaipur ... ..	19,040	8,405	10,635	17,172	7,386	9,786	1,868	1,019	849
Jaisalmer ... ..	38	34	4	38	34	4	..	..	..
Jhalrapatan ... ..	59	28	31	58	27	31	1	1	..
Karauli ... ..	150	88	62	147	86	61	3	2	1
Kishangarh ... ..	8,475	3,129	5,346	8,345	3,065	5,280	190	64	66
Kotah ... ..	377	180	197	363	176	187	14	4	10
Marwar... ..	24,550	10,637	13,913	16,045	6,715	9,330	8,505	3,922	4,583
Mewar ... ..	11,245	3,860	7,355	7,562	2,558	5,004	3,683	1,382	2,351
Merwara ... ..	93,195	50,415	42,780	2,398	1,382	1,016	90,797	49,033	41,764
Partabgarh ... ..	1	1	..	..	..	..	1	1	..
Sirohi ... ..	277	182	95	266	175	91	11	7	4
Tonk ... ..	1,312	681	731	1,293	575	718	19	6	13
Rajputana ... ..	558	279	279	555	277	278	3	2	1
<b>Total A ...</b>	<b>4,53,981</b>	<b>2,36,664</b>	<b>2,17,017</b>	<b>3,45,840</b>	<b>1,80,177</b>	<b>1,65,663</b>	<b>1,08,141</b>	<b>56,787</b>	<b>51,354</b>
<b>B.—Provinces and States of India beyond the Province:—</b>									
Assam ... ..	18	15	3	18	15	3	..	..	..
Bengal ... ..	395	250	145	368	235	133	27	15	12
Bihar ... ..	30	14	16	30	14	16	..	..	..
Bombay ... ..	1,260	742	518	1,178	697	481	82	45	37
Burmah ... ..	10	6	4	10	6	4	..	..	..
Central India ... ..	1,588	844	744	1,462	771	691	126	73	53
Central Provinces ... ..	432	252	180	393	227	166	39	25	14
Deccan ... ..	146	83	63	120	64	56	26	19	7
Gujrat ... ..	298	189	109	208	132	76	90	57	33
Kashmir State ... ..	21	10	11	21	10	11	..	..	..
Madras ... ..	157	98	59	152	95	57	5	3	2
United Provinces of Agra ... ..	11,583	6,825	4,758	11,163	6,554	4,609	420	271	141
Oudh ... ..	1,386	899	487	1,316	852	464	70	47	23
Punjab ... ..	3,051	2,502	1,149	8,331	2,279	1,052	320	213	97
Sindh ... ..	46	26	20	38	22	16	8	4	4
Strait Settlements ... ..	1	1	..	1	1	..	..	..	..
India (unspecified) ... ..	942	523	419	860	469	391	82	54	28
French and Portuguese Settlements ... ..	192	143	49	183	134	49	9	9	..
<b>Total B ...</b>	<b>22,156</b>	<b>13,422</b>	<b>8,784</b>	<b>20,852</b>	<b>12,577</b>	<b>8,275</b>	<b>1,304</b>	<b>845</b>	<b>469</b>
<b>C.—Countries in Asia beyond India:—</b>									
Afghanistan ... ..	120	116	5	115	110	5	5	5	..
Arabia ... ..	8	6	2	8	6	2	..	..	..
Baluchistan ... ..	18	11	2	18	11	2	..	..	..
Ceylon ... ..	8	5	3	8	5	3	..	..	..
China ... ..	1	1	..	1	1	..	..	..	..
Japan ... ..	1	..	1	1	..	1	..	..	..
Nepal ... ..	9	6	4	9	6	4	..	..	..
Persia ... ..	2	2	..	2	2	..	..	..	..
Turkey (in Asia) ... ..	3	3	..	2	2	..	1	1	..
<b>Total C ...</b>	<b>165</b>	<b>148</b>	<b>17</b>	<b>159</b>	<b>142</b>	<b>17</b>	<b>6</b>	<b>6</b>	<b>..</b>
<b>D.—Countries in Europe:—</b>									
Belgium ... ..	1	1	..	1	1	..	..	..	..
England ... ..	255	205	50	252	203	49	3	2	1
France ... ..	8	4	4	8	4	4	..	..	..
Germany ... ..	2	..	2	2	..	2	..	..	..
Iceland ... ..	1	..	1	1	..	1	..	..	..
Ireland ... ..	269	239	31	269	238	31	..	..	..
Scotland ... ..	42	22	20	37	20	17	5	2	3
Spain ... ..	1	1	..	1	1	..	..	..	..
Switzerland ... ..	3	1	2	3	1	2	..	..	..
Turkey ... ..	1	1	..	1	1	..	..	..	..
Wales ... ..	10	9	1	10	9	1	..	..	..
<b>Total D ...</b>	<b>593</b>	<b>482</b>	<b>111</b>	<b>585</b>	<b>478</b>	<b>107</b>	<b>8</b>	<b>4</b>	<b>4</b>
E. Africa ... ..	3	3	..	3	3	..	..	..	..
F. America ... ..	5	2	3	5	2	3	..	..	..
G. Australia ... ..	7	4	3	7	4	3	..	..	..
H. At Sea ... ..	2	1	1	2	1	1	..	..	..
<b>Grand Total ...</b>	<b>4,76,912</b>	<b>2,51,026</b>	<b>2,25,936</b>	<b>3,67,458</b>	<b>1,93,384</b>	<b>1,74,069</b>	<b>1,09,459</b>	<b>57,642</b>	<b>51,617</b>

**TABLE XI.**

**BIRTH PLACE.**

*City and Towns.*

District, State, Province, or Country, where born	CITY OR TOWNS,					
	Population of City and Towns.			Ajmer City.		
	Persons.	Males.	Females.	Persons.	Males.	Females.
1	2	3	4	5	6	7
<b>A.—Districts or States, within the Province:—</b>						
Ajmer .....	59,248	30,891	28,357	33,913	19,820	18,103
Alwar .....	1,696	956	710	1,254	738	516
Banswara .....	4	3	1	4	3	1
Bharatpur .....	1,541	888	653	1,110	618	492
Bikaner .....	223	136	92	176	98	78
Bundi .....	250	130	120	60	37	23
Dholpur .....	123	53	70	115	50	66
Dongarpur .....	18	16	2	18	16	2
Jaipur .....	11,478	5,775	5,703	6,300	3,293	3,007
Jaisalmer .....	33	30	3	33	30	3
Jhalrapatan .....	37	19	18	35	18	17
Karauli .....	80	49	37	59	33	26
Kishangarh .....	2,903	1,321	1,642	2,271	1,030	1,241
Kotah .....	197	95	102	164	84	80
Marwar .....	13,189	6,135	7,054	6,296	2,851	3,445
Mewar .....	2,069	873	1,196	628	349	279
Merwara .....	10,681	5,730	4,951	544	364	130
Partabgarh .....	1	1	...	...	...	...
Sirohi .....	106	53	53	91	50	41
Tonk .....	793	373	422	406	204	202
Rajputam .....	298	156	142	214	89	125
<b>Total A</b> .....	<b>1,05,041</b>	<b>53,713</b>	<b>51,328</b>	<b>57,792</b>	<b>29,775</b>	<b>28,017</b>
<b>B.—Provinces and States of India beyond the Province:—</b>						
Assam .....	16	14	2	16	14	2
Bengal .....	324	207	117	280	181	99
Berar .....	14	7	7	11	5	6
Bombay .....	1,127	661	466	691	414	277
Burma .....	7	4	3	4	1	3
Central India .....	1,453	769	684	943	506	437
Central Provinces .....	272	155	117	221	126	95
Deccan .....	135	76	59	164	87	77
Gujrat .....	229	147	82	101	67	37
Kashmir .....	20	9	11	17	7	10
Madras .....	115	75	40	92	60	32
United Provinces of Agra .....	10,783	6,314	4,469	3,796	5,727	4,069
Oudh .....	1,218	791	427	388	646	342
Punjab .....	3,224	2,221	1,003	2,036	1,419	667
Sindh .....	43	25	18	21	12	9
Strait Settlements .....	1	1	...	1	1	...
India (unspecified) .....	456	260	196	308	172	136
French and Portuguese Settlements .....	185	136	49	160	119	41
<b>Total B</b> .....	<b>19,622</b>	<b>11,872</b>	<b>7,750</b>	<b>15,843</b>	<b>9,534</b>	<b>6,309</b>
<b>C.—Countries in Asia beyond India:—</b>						
Afghanistan .....	113	109	4	106	102	4
Arabia .....	7	6	1	5	5	...
Baluchistan .....	12	10	2	2	2	...
Ceylon .....	4	2	2	3	2	1
China .....	1	1	...	1	1	...
Japan .....	1	...	1	1	...	1
Nepal .....	9	5	4	9	5	4
Persia .....	2	2	...	2	2	...
Turkey [in Asia] .....	1	1	...	...	...	...
<b>Total C</b> .....	<b>150</b>	<b>136</b>	<b>14</b>	<b>129</b>	<b>119</b>	<b>10</b>
<b>D.—Countries in Europe:—</b>						
Belgium .....	1	1	...	...	...	...
England .....	180	158	22	23	16	7
France .....	6	2	4	5	1	4
Germany .....	2	...	2	2	...	2
Iceland .....	...	...	...	...	...	...
Ireland .....	255	231	24	9	1	5
Scotland .....	31	14	17	15	7	11
Spain .....	1	1	...	1	1	...
Switzerland .....	3	1	2	3	1	2
Turkey .....	1	1	...	1	1	...
Wales .....	1	1	...	2	1	1
<b>Total D</b> .....	<b>488</b>	<b>416</b>	<b>72</b>	<b>64</b>	<b>32</b>	<b>32</b>
<b>E. Africa</b> .....	<b>3</b>	<b>3</b>	<b>...</b>	<b>2</b>	<b>2</b>	<b>...</b>
<b>F. America</b> .....	<b>3</b>	<b>1</b>	<b>2</b>	<b>3</b>	<b>1</b>	<b>2</b>
<b>G. Australia</b> .....	<b>5</b>	<b>4</b>	<b>1</b>	<b>4</b>	<b>3</b>	<b>1</b>
<b>H. At Sea</b> .....	<b>2</b>	<b>1</b>	<b>1</b>	<b>2</b>	<b>1</b>	<b>1</b>
<b>Grand Total</b> .....	<b>1,25,314</b>	<b>66,146</b>	<b>59,168</b>	<b>73,839</b>	<b>39,467</b>	<b>34,372</b>

LE XI.

place.

Towns.

WHERE ENUMERATED.

Nasirabad.			Kekri.			Beawar.		
Persons.	Males.	Females.	Persons.	Males.	Females.	Persons.	Males.	Females.
8	9	10	11	12	13	14	15	16
1,467	7,551	7,146	5,242	2,906	2,336	1,296	614	632
283	152	131	13	8	5	146	38	58
168	126	42	13	11	2	250	133	117
42	33	9	1	1		9	4	5
89	48	41	94	42	52	7	3	4
						7	3	4
2,643	1,268	1,375	837	302	535	1,698	912	786
1		1				1	1	
17	8	9	7	6	1	3	2	1
397	180	217	211	72	139	84	39	45
22	9	13				11	2	9
610	343	267	56	29	27	6,227	2,912	3,315
154	76	80	262	80	182	1,021	366	655
80	22	58	3	2	1	10,054	5,342	4,712
9	1	8				1	1	
241	106	135	133	59	74	6	2	4
52	41	11	29	24	5	15	4	11
						3	2	1
19,509	9,966	9,543	6,901	3,542	3,859	20,839	10,430	10,409
24	14	10				20	12	8
3	2	1						
349	196	153	14	10	4	73	41	32
3	3							
377	189	188	27	13	14	106	61	45
23	12	11				28	17	11
7	2	5				24	17	7
68	40	26	1		1	58	40	18
3	2	1						
18	12	6				5	3	2
566	316	260	50	31	19	371	240	131
180	100	60	6	4	2	64	41	23
819	577	242	32	25	7	287	200	87
12	6	6	4	4		6	3	3
106	54	52	18	12	6	24	22	2
16	8	8				9	9	
2,552	1,538	1,019	152	99	53	1,075	706	369
2	2					5	5	
2	1	1						
10	8	2						
1		1						
15	11	4				6	6	
1	1							
154	140	14				3	2	1
1	1							
246	227	19						
8	5	3				5	2	3
6	6							
416	380	36				8	4	4
1	1							
1	1							
22,494	11,892	10,602	7,053	3,641	3,412	21,928	11,146	10,782

**TABLE XII.**  
**INFIRMITIES.**

## TABLE XII.

## Infirmities.

## Ajmer-Merwara.

AGE.	POPULATION AFFLICTED.			INSANE.			DEAF MUTES.			BLIND.			LEPERS.		
	Persons.	Males.	Females.	Persons.	Males.	Females.	Persons.	Males.	Females.	Persons.	Males.	Females.	Persons.	Males.	Females.
1	2	3	4	5	6	7	8	9	10	11	12	13	14	15	16
0-1	4	2	2	...	...	...	1	...	1	3	2	1	...	...	...
1-2	3	1	2	...	...	...	1	1	...	1	...	1	1	...	1
2-3	8	3	...	...	...	...	3	3	...	...	...	...	...	...	...
3-4	6	5	1	1	1	...	...	...	...	5	4	1	...	...	...
4-5	7	5	2	3	3	...	...	...	...	3	2	1	1	...	1
Total 0-5...	23	16	7	4	4	...	5	4	1	12	8	4	2	...	2
5-10	46	34	12	1	1	...	7	5	2	34	24	10	4	4	...
10-15	62	44	18	8	7	1	10	5	5	41	31	10	3	1	2
15-20	53	32	21	12	11	1	12	9	3	29	12	17	...	...	...
20-25	63	32	31	6	3	3	13	7	6	43	22	21	1	...	1
25-30	55	38	17	5	5	...	17	13	4	32	19	13	1	1	...
30-35	70	36	34	5	4	1	10	8	2	54	23	31	1	1	...
35-40	58	31	27	7	7	...	5	5	...	46	19	27	...	...	...
40-45	75	47	28	9	9	...	11	6	5	50	28	22	5	4	1
45-50	36	17	19	3	1	2	4	1	3	29	15	14	...	...	...
50-55	78	41	37	3	2	1	8	5	3	65	32	33	2	2	...
55-60	35	20	15	3	3	...	1	...	1	30	16	14	1	1	...
60 and over	136	66	70	4	3	1	7	5	2	120	53	67	5	5	...
Total ..	790	454	336	70	60	10	110	78	37	585	302	283	25	19	6

TABLE XII.  
INFIRMITIES  
*By Districts.*



TABLE XII.

## Infirmities

*By Districts.*

DISTRICTS.	TOTAL AFFLICTED.			INSANE.			DEAF MUTES.			BLIND.			LEPERS.		
	Total.	Males.	Females.	Total.	Males.	Females.	Total.	Males.	Females.	Total.	Males.	Females.	Total.	Males.	Females.
1	2	3	4	5	6	7	8	9	10	11	12	13	14	15	16
Ajmer ...	503	325	268	51	43	8	85	57	28	443	216	227	14	9	5
Merwara ...	197	129	68	19	17	2	25	16	9	142	86	56	11	10	1
Total ...	790	454	336	70	60	10	110	73	37	585	302	283	25	19	6

**TABLE XIII.**

**CASTE, TRIBE, RACE, OR NATIONALITY.**

**TABLE XIII.**  
Caste, Tribe, Race, or Nationality.

Castes.	AJMER-MERWARA.			AJMER.			MERWARA.		
	Persons.	Males.	Females.	Persons.	Males.	Females.	Persons.	Males.	Females.
1	2	3	4	5	6	7	8	9	10
Aghori ... ..	10	10	...	8	8	...	2	2	...
Ahari ... ..	3	3	...	...	...	...	3	3	...
Abir ... { H. ...	4,816	2,798	2,018	3,655	2,550	1,105	1,161	248	913
... { M. ...	1	1	...	1	1	...	...	...	...
Arakh ... ..	58	24	34	50	24	26	8	...	8
Awam, M. ...	79	65	14	79	65	14	...	...	...
Bahelia ... { H. ...	173	71	102	173	71	102	...	...	...
... { M. ...	3	3	...	...	...	...	3	3	...
Balai ... { H. ...	22,350	11,301	11,049	15,618	7,628	7,990	6,732	3,073	3,059
... { M. ...	8	8	...	8	8	...	...	...	...
Banjara ... { H. ...	595	454	141	564	423	141	31	31	...
... { M. ...	95	59	36	95	59	36	...	...	...
Babar ... ..	70	53	17	70	53	17	...	...	...
Bagaria ... ..	9	6	3	6	6	...	3	...	3
Bairagi ... ..	72	23	49	72	23	49	...	...	...
Bari ... ..	513	334	179	513	334	179	...	...	...
Barwa ... ..	45	45	...	45	45	...	...	...	...
Basor ... ..	17	15	2	17	15	2	...	...	...
Baori ... ..	174	21	153	150	21	129	24	...	24
Beldar ... ..	15	15	...	10	10	...	5	5	...
Beria ... { H. ...	7	4	3	3	...	3	4	4	...
... { M. ...	7	7	...	...	...	...	7	7	...
Beswal ... M. ...	6	...	6	...	...	...	6	...	6
Bhagat ... ..	4	4	...	...	...	...	4	4	...
Bhand ... { H. ...	175	96	89	2	2	...	173	84	89
... { M. ...	19	5	14	...	...	...	19	5	14
Bhangi ... { H. ...	5,306	2,295	3,011	4,704	1,994	2,710	602	301	301
... { M. ...	1,823	921	902	1,439	725	714	384	196	188
Bharwa ... ..	33	28	5	33	28	5	...	...	...
Bhbat ... { H. ...	1,320	603	717	964	423	541	356	180	176
... { M. ...	1	1	...	...	...	...	1	1	...
Bhatyara ... M. ...	68	54	14	68	54	14	...	...	...
	<b>37,875</b>	<b>19,317</b>	<b>18,558</b>	<b>28,347</b>	<b>14,570</b>	<b>13,777</b>	<b>9,528</b>	<b>4,747</b>	<b>4,781</b>

TABLE XIII.

Caste, Tribe, Race, or Nationality.—(Continued.)

Castes.	AJMER-MERWARA.			AJMER.			MERWARA.		
	Persons.	Males.	Females.	Persons.	Males.	Females.	Persons.	Males.	Females.
1.	2.	3.	4.	5.	6.	7.	8.	9.	10.
	37,875	19,317	18,558	28,347	14,570	13,777	9,528	4,747	4,781
Bhil ...									
{ H. ...	5,324	2,544	2,780	3,083	1,745	1,338	1,641	799	842
{ M. ...	1	1	...	1	1	...	...	...	...
Bisati ...	9	9	...	9	9	...	...	...	...
Bhishti ...	122	66	56	122	66	56	...	...	...
Bhopa ...	213	213	...	213	213	...	...	...	...
Bhopat ...	56	56	...	...	...	...	56	56	...
Bhurji ...									
{ H. ...	451	197	254	365	149	216	86	48	38
{ M. ...	11	3	8	9	3	6	2	...	2
Brahman :—									
<i>Panchgandas.</i>									
Saraswat ...	414	150	264	392	132	260	22	18	4
Gandas ...	6,508	2,970	3,538	5,284	2,265	3,019	1,224	705	519
Kanaujia ...	2,842	2,258	584	2,662	2,199	463	180	59	121
Unspecified ...	1,819	873	946	1,819	873	946	...	...	...
<i>Panch Dravids.</i>									
Bhargavas ...	598	150	448	579	134	445	19	16	3
Maharashtra ...	32	32	...	28	28	...	4	4	...
Unspecified ...	204	...	204	204	...	204	...	...	...
<i>Superior.</i>									
Sewak ...	161	53	108	125	17	108	36	36	...
<i>Inferior.</i>									
Acharaj ...	211	86	125	160	66	94	51	20	31
Dakot ...	42	42	...	42	42	...	...	...	...
<i>Others.</i>									
Kashmiri ...	5	5	...	5	5	...	...	...	...
Chobey ...	39	21	18	16	13	3	23	8	15
Gujrati ...	129	20	109	127	20	107	2	...	2
Shrimali ...	36	3	33	33	...	33	3	3	...
Unspecified ...	12,856	7,903	4,953	11,548	7,281	4,267	1,308	622	686
Chakar ...	995	479	516	979	463	516	16	16	...
Chamar ...	10,350	8,680	10,670	18,307	8,227	10,080	1,043	453	690
	90,308	46,131	44,172	75,059	38,521	36,538	15,244	7,610	7,634

TABLE XIII.

Caste, Tribe, Race, or Nationality.—(Continued.)

Castes.	AJMER-MERWARA.			AJMER.			MERWARA.			
	Persons.	Males.	Females.	Persons.	Males.	Females.	Persons.	Males.	Females.	
1	2	3	4	5	6	7	8	9	10	
	90,308	46,181	44,172	75,059	38,521	36,538	15,244	7,610	7,684	
Charan ... ..	7	7	...	7	7	...	...	...	...	
Chhipa ... {	H. ...	1,912	901	921	1,902	988	914	10	3	7
	M. ...	1,844	960	884	1,814	960	984	...	...	...
Chita M. ...	375	185	190	...	...	...	375	185	190	
Christian (Native) ...	2,362	1,266	1,096	1,899	985	914	463	281	182	
Churihar ... {	H. ...	13	12	1	13	12	1	...	...	...
	M. ...	14	12	2	14	12	2	...	...	...
Dafali ... ..	14	5	9	14	5	9	...	...	...	
Darzi ... {	H. ...	2,578	1,482	1,096	2,084	1,207	877	494	275	219
	M. ...	43	31	12	43	31	12	...	...	...
Darogah ... ..	5,938	2,576	3,362	5,719	2,452	3,267	219	124	95	
Deswali M. ...	1,442	425	1,017	1,390	402	988	52	23	29	
Dhankia ... {	H. ...	1,108	557	551	1,074	528	546	34	29	5
	M. ...	3	3	...	3	3	...	...	...	...
Dharhi ... {	H. ...	5	5	...	4	4	...	1	1	...
	M. ...	1,210	55	1,155	1,178	38	1,140	32	17	15
Dhobi ... {	H. ...	1,904	2,349	2,645	3,362	1,476	1,886	1,632	873	759
	M. ...	37	24	13	26	22	4	11	2	9
Dholi ... {	H. ...	880	491	389	829	470	359	51	21	30
	M. ...	6	...	6	...	...	...	6	...	6
Dhunia ... {	H. ...	9	6	3	9	6	3	...	...	...
	M. ...	83	24	59	77	24	53	6	...	6
Europeans & allied races	1,009	697	312	992	688	304	17	9	8	
Eurasians ... ..	341	152	189	338	151	187	3	1	2	
Faqir M. ...	639	305	334	417	193	224	222	112	110	
Gabrar ... ..	41	...	41	41	...	41	...	...	...	
Gaobha ... ..	44	31	13	36	23	13	8	8	...	
Gakhar M. ...	4	4	...	4	4	...	...	...	...	
Gadaria ... ..	561	254	307	456	204	252	105	50	55	
Ganja ... ..	27	27	...	27	27	...	...	...	...	
	1,17,846	59,067	58,779	98,861	49,443	49,418	18,985	9,624	9,361	

TABLE XIII.  
Caste, Tribe, Race, or Nationality.—(Continued.)

Castes.	AJMER-MERWARA.			AJMER.			MERWARA.		
	Persons.	Males.	Females.	Persons.	Males.	Females.	Persons.	Males.	Females.
1	2	3	4	5	6	7	8	9	10
	1,17,846	59,067	58,779	98,861	49,443	49,418	18,985	9,624	9,361
Carwa ...	127	16	111	127	16	111	...	...	...
Cadolia M. ...	1	1	—	1	1	...	...	...	...
Gawaria ...	9	9	—	9	9	...	...	...	...
Ghosi ...	459	397	62	348	340	8	111	57	54
	26	14	12	26	14	12	...	...	...
Goala ...	36	36	...	36	36	...	...	...	...
Gorsawat M. ...	5	5	...	5	5	...	...	...	...
Gowar ...	230	130	100	17	17	...	213	113	100
Gusain ...	588	350	238	522	323	109	66	27	39
	7	7	—	7	7	—	—	—	—
Gujar ...	36,248	19,772	16,476	34,348	18,705	15,643	1,900	1,067	833
	30	17	13	28	15	13	2	2	—
Gujrati ...	7	...	7	7	—	7	—	—	—
Gurmukhi S. ...	21	21	...	21	21	—	—	—	—
Halwai ...	8	3	5	7	2	5	1	1	—
	1	1	—	1	1	—	—	—	—
	5	3	2	5	3	2	—	—	—
Jat ...	27,941	13,316	14,625	26,523	12,572	13,951	1,418	744	674
	6	5	1	4	3	1	2	2	—
Jaga ...	588	443	143	113	77	36	473	306	107
Jaugar M. ...	3	3	—	3	3	...	...	...	...
Jogi ...	1,360	482	878	663	114	549	607	308	820
Julaha M. ...	131	109	22	89	71	18	42	38	4
Kachhi ...	3,571	2,662	909	3,352	2,561	791	219	101	118
Kanbar ...	3,517	1,493	2,024	6,368	1,487	1,931	149	56	93
	3	—	3	—	—	—	3	...	3
Kanjar ...	1	1	—	1	1	—	—	—	—
Kalal ...	177	118	59	115	68	47	62	50	12
Kalbelia ...	74	35	39	47	17	30	27	18	0
Kalwar ...	1,106	565	541	571	270	301	535	295	240
Kamati ...	18	18	—	18	18	...	...	...	...
Kammar ...	4	...	4	4	...	4	—	—	—
Kanjar ...	230	123	107	222	121	101	8	2	6
	1,94,382	99,222	95,160	1,69,469	86,291	83,178	24,913	12,931	11,982

TABLE XIII.

Caste, Tribe, Race, or Nationality.—(Continued.)

Castes.	AJMER-MERWARA.			AJMER.			MERWARA.		
	Persons.	Males.	Females.	Persons.	Males.	Females.	Persons.	Males.	Females.
1	2	3	4	5	6	7	8	9	10
	1,94,322	99,222	95,160	1,69,469	86,291	83,178	24,913	12,931	11,982
Kasai M. ...	66	29	37	14	9	5	52	20	32
Kasera ...	65	65	...	65	65	...	...	...	...
Kayankhati M. ...	12	12	...	...	...	...	12	12	...
Kayastha :-									
Blatnagar ...	506	344	162	445	316	129	61	28	33
Mathur ...	927	343	584	887	310	577	40	33	7
Shrivastava ...	349	261	88	346	259	87	3	2	1
Saksena ...	296	58	148	169	37	132	37	21	16
Others ...									
S. ...	1	1	...	1	1	...	...	...	...
H. ...	631	234	397	521	178	343	110	56	54
Kewat ...	307	165	142	280	151	129	27	14	13
Khadim ... M. ...	1	1	...	1	1	...	...	...	...
Khalai ...	10	...	10	10	...	10	...	...	...
Khangar ...									
H. ...	74	52	22	73	51	22	1	1	...
M. ...	7	...	7	7	...	7	...	...	...
Khairati ...	294	294	...	285	285	...	9	9	...
Kharok ...	4	4	...	...	...	...	4	4	...
Kharka ...	3	...	3	3	...	3	...	...	...
Kharol ...	1,193	410	783	1,141	377	764	52	33	19
Khati ...									
H. ...	6,373	3,093	3,379	5,686	2,653	3,033	687	350	337
M. ...	102	102	...	101	101	...	1	1	...
Khatik ...	3,315	1,596	1,719	2,586	1,185	1,401	729	411	318
Khatri ...	741	179	562	574	97	477	167	82	85
Kir ...	98	68	30	98	68	30	...	...	...
Kirkal ...	13	...	13	13	...	13	...	...	...
Koli ...	8,355	3,920	4,435	8,072	3,875	4,197	283	45	238
Kumavat ...	5	5	...	5	5	...	...	...	...
Kumbar ...									
H. ...	11,248	4,746	6,502	8,478	3,334	5,144	2,770	1,412	1,358
M. ...	19	15	4	15	15	...	4	...	4
Kurmi ...	616	226	390	577	221	356	39	5	34
Kunjra ... M. ...	64	39	25	62	39	23	2	...	2
Lakhera ...	615	235	380	479	175	304	136	60	76
Lodha ...	1,107	529	578	1,028	474	554	79	55	24
Lohar ...									
S. ...	40	38	2	40	38	2	...	...	...
H. ...	2,518	1,112	1,406	1,598	659	939	920	453	467
M. ...	126	46	80	75	46	29	51	...	51
Lunia ...	61	...	61	61	...	61	...	...	...
	2,34,454	1,17,354	1,17,100	2,03,265	1,01,316	1,01,949	31,189	16,088	15,151

TABLE XIII.

Caste, Tribe, Race, or Nationality.—(Continued.)

Castes.	AJMER-MERWARA.			AJMER.			MERWARA.		
	Persons.	Males.	Females.	Persons.	Males.	Females.	Persons.	Males.	Females.
1	2	3	4	5	6	7	8	9	10
	2,34,454	1,17,354	1,17,100	2,03,265	1,01,316	1,01,949	31,189	16,038	15,151
Mahajan :—									
Agarwal	3,797	2,008	1,789	3,469	1,882	1,587	328	126	202
Agarhari	15	8	7	12	8	4	3	...	3
Gahoi ...	21	4	17	20	3	17	1	1	...
Kasarwani	16	15	1	14	13	1	2	2	...
Kasodhan	4	2	2	2	2	...	2	...	2
Khandelwal	492	175	317	443	144	299	49	31	18
Maheshwari	2,927	1,653	1,274	2,826	1,588	1,238	101	65	36
Omuro ...	18	...	18	17	...	17	1	...	1
Oswal ...	9,547	5,993	3,554	7,657	4,290	3,367	1,890	1,703	187
Rastogi...	4	4	...	3	3	...	1	1	...
Others ...	20,186	10,510	9,676	14,500	8,187	6,313	5,686	2,323	3,363
Mahtama ...	46	16	30	32	2	30	14	14	...
Makhnapuria	1	1	...	1	1	...	...	...	...
Malak M. ...	2	2	...	2	2	...	...	...	...
Mali ...	15,852	8,706	7,146	13,866	7,680	6,186	1,986	1,026	960
Mali ...	7	2	5	2	2	...	5	...	5
Maratha ...	140	76	64	138	74	64	2	2	...
Mina ...	61	14	50	61	14	50	...	...	...
Mewati M. ...	9,419	6,015	3,404	10	3	7	9,409	6,012	3,397
Mher ...	21,649	12,675	8,974	16,742	10,338	6,404	4,907	2,337	2,570
Mherat ...	8,554	4,610	3,944	447	242	205	8,107	4,368	3,739
Mirasi H. ...	85	58	27	17	...	17	68	58	10
Mirasi M. ...	1,433	1,395	38	1,376	1,376	...	57	19	38
Mochi H. ...	2,826	2,015	811	2,553	1,935	620	271	80	191
Mochi M. ...	27	7	20	10	6	4	17	1	16
Moghal:—									
Chughtai ...	770	129	641	766	125	641	4	4	...
Kazalbasli	2	...	2	2	...	2	...	...	...
Turkoman ...	4	1	3	4	1	3	...	...	...
Others —	1,961	1,592	369	1,901	1,553	346	60	87	23
Murai ...	1,663	1,532	181	1,550	1,500	50	113	32	81
	3,35,986	1,76,572	1,59,414	2,71,713	1,42,292	1,29,421	64,273	34,280	29,993



TABLE XIII.

Caste, Tribe, Race, or Nationality.—(Continued.)

Castes.	AJMER-MERWARA.			AJMER.			MERWARA.		
	Persons.	Males.	Females.	Persons.	Males.	Females.	Persons.	Males.	Females.
1	2	3	4	5	6	7	8	9	10
	3,35,986	1,76,572	1,59,414	2,71,713	1,42,292	1,29,421	64,273	34,280	29,993
Nai	H. ... 6,846	3,480	3,357	5,332	2,826	2,713	1,307	663	644
	M. ... 25	22	3	21	18	3	4	4	...
Naika	...	...	19	19	...	19	...	...	...
Naik	...	1,796	645	2,264	1,609	565	177	97	80
Nanakpanthi	...	280	112	280	112	168	...	...	...
Nat	H. ... 531	338	193	418	272	146	113	66	47
	M. ... 7	...	7	7	...	7	...	...	...
Nath	...	7	4	11	7	4	...	...	...
Naomuslim	M. ... 61	37	24	61	37	24	...	...	...
Newar	...	11	...	...	...	...	11	11	...
Nilgar	M. ... 174	72	102	174	72	102	...	...	...
Odh	...	223	123	42	19	23	181	104	77
Parai	...	164	90	74	152	86	66	12	4
Pasi	...	397	167	160	248	88	160	79	79
Pathan:—									
Afridi	M. ... 75	47	28	74	46	28	1	1	...
Bangash	...	255	124	131	180	85	95	75	39
Gori	...	3,513	1,809	1,704	3,321	1,733	1,589	192	77
Ghilzai	...	1	1	...	1	1	...	...	...
Kakar	...	5	3	2	4	2	2	1	1
Lodi	...	203	111	92	201	109	92	2	2
Mahomedzai	...	79	39	40	72	37	35	7	2
Rohilla	...	13	3	10	13	3	10	...	...
Yusufzai	...	1,389	738	651	1,128	620	508	261	118
Orakzai	...	5	5	...	5	5	...	...	...
Others...	...	5,510	2,802	2,708	5,260	2,626	2,634	250	176
Pattidar	...	3	3	...	...	...	3	3	...
Patwa	...	35	24	11	11	6	5	24	18
Rebari	...	1,601	736	815	1,592	777	815	9	9
Radha	M. ... 5	...	5	5	...	5	...	...	...
Raika	...	13	...	13	...	13	...	...	...
	3,59,811	1,89,331	1,70,480	2,92,829	1,53,577	1,39,252	66,982	35,754	31,228

TABLE XIII.

Caste, Tribe, Race, or Nationality.—(Continued.)

Castes.	AJMER-MERWARA.			AJMER.			MERWARA.		
	Persons.	Males.	Females.	Persons.	Males.	Females.	Persons.	Males.	Females.
1	2	3	4	5	6	7	8	9	10
	8,59,811	1,89,831	1,70,480	2,92,829	1,53,577	1,39,252	66,982	35,754	31,228
Rajput :—									
Bais ...	381	339	42	359	332	27	22	7	15
Bargujar ...	28	16	12	28	16	12	...	...	...
Bhadwari ...	28	11	17	26	9	17	2	2	...
Bhatti ...	222	129	93	200	129	71	22	...	22
Bhale Saltan ...	74	74	...	37	37	...	37	37	...
Bundela ...	7	4	3	6	3	3	1	1	...
Chohan ...	1,651	1,133	518	1,457	1,038	419	194	95	99
Chandel ...	103	26	77	88	26	62	15	...	15
Dikhit ...	20	20	...	19	19	...	1	1	...
Dhakra ...	4	4	...	4	4	...	...	...	...
Gaur ...	658	394	264	637	380	257	21	14	7
Gahlot ...	100	38	62	49	19	30	51	19	32
Gantam ...	14	12	2	11	9	2	3	3	...
Jalon ...	347	315	32	347	315	32	...	...	...
Janwar ...	65	57	8	62	54	8	3	3	...
Jaiswar ...	31	25	6	30	25	5	1	...	1
Jadubansi ...	15	10	5	12	7	5	3	3	...
Kachwaha ...	666	256	410	652	251	401	14	5	9
Panwar ...	343	179	164	230	130	100	113	49	64
Parihar ...	84	41	43	45	15	30	39	26	13
Rajkumar ...	8	1	7	8	1	7	...	...	...
Rahtor ...	4,609	2,733	1,826	4,609	2,733	1,826	...	...	...
Raghubansi ...	5	3	2	4	2	2	1	1	...
Surajbansi ...	132	62	70	26	10	16	106	52	54
Solankhi ...	156	62	94	122	53	69	34	9	25
Sombansi ...	2	2	...	2	2	...	...	...	...
Sakarwar ...	38	33	5	33	29	4	5	4	1
Saingar ...	241	96	145	235	96	139	6	...	6
Tanwar ...	33	26	7	28	24	4	5	2	3
Turkmani S. ...	59	59	...	59	59	...	...	...	...
Others ... { S. ...	87	45	42	87	45	42	...	...	...
H. ...	5,219	2,627	2,592	4,680	2,335	2,345	539	292	247
	3,75,241	1,98,213	1,77,028	3,07,021	1,61,834	1,45,187	68,220	36,379	31,841

TABLE XIII.

Caste, Tribe, Race, or Nationality.—(Continued.)

Castes.	AJMER-MERWARA.			AJMER.			MERWARA.		
	Persons.	Males.	Females.	Persons.	Males.	Females.	Persons.	Males.	Females.
1	2	3	4	5	6	7	8	9	10
	8,75,241	1,98,213	1,77,028	3,07,021	1,61,834	1,45,187	68,220	36,379	31,841
Ramsanchi... ..	6	6	...	...	...	...	6	6	...
Randi ... ..	2	...	2	2	...	2	...	...	...
Rangarbohra ... ..	1	...	1	1	...	1	...	...	...
Rangrez ... { H. ...	503	312	191	503	312	191	...	...	...
{ M. ...	26	18	8	26	18	8	...	...	...
Rangsaz ... ..	189	118	71	189	118	71	...	...	...
Rangar Jatia ... ..	53	53	...	53	53	...	...	...	...
Rangar Murat ... ..	25	25	...	25	25	...	...	...	...
Rao ... ..	127	82	45	127	82	45	...	...	...
Regar ... { H. ...	14,287	7,063	7,224	10,938	5,368	5,580	3,349	1,705	1,644
{ M. ...	6	6	...	2	2	...	4	4	...
Randal ... ..	3	3	...	...	...	...	3	3	...
Rawat ... { H. ...	32,209	17,006	15,203	1,474	892	582	30,735	16,114	14,621
{ M. ...	153	65	88	...	...	...	153	65	88
Sadhu ... ..	3,351	1,698	1,653	2,968	1,542	1,426	383	156	227
<i>Sayad :—</i>									
Bukhari ... ..	164	81	83	151	71	80	13	10	3
Husani ... ..	1,179	655	524	1,144	638	506	35	17	18
Jafri ... ..	583	320	263	579	316	263	4	4	...
Kozmi ... ..	1,141	572	569	1,127	572	555	14	...	14
Rizvi ... ..	40	22	18	39	21	18	1	1	...
Taqvi ... ..	3	1	2	3	1	2	...	...	...
Zodi ... ..	4	1	3	1	1	...	3	...	3
Others ... ..	2,589	1,955	634	2,490	1,878	612	99	77	22
Syce ... ..	1	1	...	1	1	...	...	...	...
Silavat ... ..	35	35	...	35	35	...	...	...	...
Sargara ... ..	335	188	147	249	147	102	86	41	45
Sarwan ... ..	1	1	...	1	1	...	...	...	...
Shami ... ..	324	98	226	324	98	226	...	...	...
<i>Sheikh:—</i>									
Ansari ... ..	1,408	1,344	64	1,380	1,335	45	28	9	19
Abbasi ... ..	22	...	22	19	...	19	3	...	3
Faruqui ... ..	11	4	7	9	2	7	2	2	...
	4,34,022	2,29,946	2,04,076	3,30,881	1,75,353	1,55,528	1,03,141	54,593	48,548

TABLE XIII.

Caste, Tribe, Race, or Nationality.—(Concluded.)

Castes.	AJMER-MERWARA.			AJMER.			MERWARA.		
	Persons.	Males.	Females.	Persons.	Males.	Females.	Persons.	Males.	Females.
1	2	3	4	5	6	7	8	9	10
	4,34,022	2,29,946	2,04,076	3,30,881	1,75,353	1,55,528	1,03,141	54,593	48,548
Kureshi ...	14,073	7,160	6,913	13,264	6,754	6,510	809	406	403
Sidiqi ...	12,605	6,579	6,026	10,222	5,436	4,786	2,383	1,143	1,240
Usmani ...	14	9	5	6	1	5	8	8	...
Others... ..	3,839	1,976	2,563	3,537	1,087	2,450	302	189	113
Siqligar ... ..	22	14	8	22	14	8	...	...	...
Sonar ... ..	3,892	1,774	1,918	2,611	1,275	1,336	1,081	499	582
Tamboli ... ..	697	459	238	643	408	235	54	51	3
Tawaif M. ...	3	...	3	3	...	3	...	...	...
Teli { H. ...	4,518	2,151	2,367	3,708	1,664	2,044	810	487	323
{ M. ...	450	237	213	440	237	203	10	...	10
Thathera ... ..	125	48	77	100	38	62	25	10	15
Turkiya M. ...	2	...	2	...	...	...	2	...	2
Unspecified ... { S. ...	51	39	12	51	39	12	...	...	...
{ H. ...	2,591	1,152	1,439	1,895	1,030	865	696	122	574
{ M. ...	208	182	26	70	48	22	138	134	4
Total ...	4,76,912	2,51,026	2,25,886	3,67,453	1,93,384	1,74,069	1,09,459	57,642	51,817

Column 1.—M. denotes Musalmans, while S. denotes the Sikhs.

**TABLE XIV.**

**CIVIL CONDITION BY AGE FOR SELECTED CASTES.**

TABLE  
Civil Condition by Age

Caste, Tribe or Race.	UNMARRIED.														MARRIED.					
	TOTAL.		0-5.		5-12.		12-15.		15-20.		20-40.		40 and over.		TOTAL.		0-5.		5-12.	
	Males.	Females.	Males.	Females.	Males.	Females.	Males.	Females.	Males.	Females.	Males.	Females.	Males.	Females.	Males.	Females.	Males.	Females.	Males.	Females.
1	2	3	4	5	6	7	8	9	10	11	12	13	14	15	16	17	18	19	20	21
Balai ...	4,797	3,001	682	690	1,755	1,482	821	476	821	249	608	87	110	17	5,146	5,742	...	6	123	241
Brahman ...	5,586	2,552	882	686	1,772	1,425	794	231	744	99	1,047	86	347	25	7,715	5,849	7	5	73	218
Chamar ...	3,064	2,946	707	685	1,230	1,688	526	327	354	130	190	89	51	27	4,687	5,536	9	...	70	216
Gujar ...	8,220	3,756	1,113	1,188	2,759	1,870	1,135	413	1,139	196	1,776	78	298	11	9,648	9,077	3	...	292	670
Jat ...	5,031	3,176	691	817	1,475	1,715	686	384	646	100	1,330	103	200	17	6,892	8,430	3	9	192	583
Kumhar ...	1,758	1,469	318	402	728	769	270	187	247	71	169	32	31	8	2,571	3,564	...	2	82	271
Mahajan ...	9,410	4,824	1,402	1,366	2,417	1,940	1,491	1,080	1,286	230	2,116	150	704	64	8,939	8,026	1	3	70	95
Mali ...	3,697	1,636	669	439	1,542	889	479	182	609	75	320	32	78	19	4,347	3,752	2	...	81	237
Mher ...	5,829	3,816	962	809	2,003	1,732	879	635	867	420	920	183	198	37	5,137	3,812	5	8	80	82
Rajput ...	4,258	1,740	630	604	1,289	664	522	234	611	116	917	73	289	49	3,697	3,063	6	6	60	197
Rawat ...	9,287	4,827	805	711	2,845	2,387	1,085	988	1,947	559	1,881	172	124	10	6,137	7,058	1	...	34	108
Regar ...	3,368	2,344	620	638	1,343	1,163	580	323	523	169	276	45	26	6	3,266	3,660	8	5	45	93
Total ...	64,308	36,087	9,481	9,029	21,153	17,724	9,868	5,440	9,794	2,474	11,550	1,130	2,462	290	63,182	67,578	47	44	1,202	3,011

## XIV.

for Selected Castes.

MARRIED.								WIDOWED.													
12-15.		15-20.		20-40.		40 and over.		TOTAL.		0-5.		5-12.		12-15.		15-20.		20-40.		40 and over.	
Males.	Females.	Males.	Females.	Males.	Females.	Males.	Females.	Males.	Females.	Males.	Females.	Males.	Females.	Males.	Females.	Males.	Females.	Males.	Females.	Males.	Females.
22	23	24	25	26	27	28	29	30	31	32	33	34	35	36	37	38	39	40	41	42	43
159	347	446	910	2,654	3,291	1,764	947	1,358	2,308	...	...	7	16	12	23	65	116	464	638	810	1,513
176	502	488	912	4,520	3,291	2,442	921	1,265	2,929	...	...	11	21	15	11	24	60	562	722	653	2,115
204	426	422	950	2,176	3,138	1,806	800	929	2,188	...	...	7	15	24	21	49	97	346	600	503	1,395
513	677	1,111	1,402	5,949	4,650	2,480	1,678	1,904	3,643	...	...	32	34	53	44	149	95	758	758	912	2,712
337	688	759	1,454	3,815	4,496	1,786	1,200	1,393	3,021	2	...	20	8	36	19	104	93	512	763	710	2,198
123	326	255	700	1,357	1,824	754	441	417	1,469	...	...	5	27	11	12	28	44	179	383	194	1,003
273	487	699	1,298	5,029	4,593	2,867	1,553	2,023	3,805	7	..	9	9	31	33	68	88	641	1,125	1,267	2,556
95	420	415	739	3,386	1,937	1,368	419	662	1,758	..	...	12	9	13	12	33	37	277	545	327	1,155
291	146	423	511	2,482	2,165	1,856	900	1,709	1,316	...	...	4	7	16	26	313	171	555	511	821	631
73	170	183	405	1,983	1,516	1,385	579	927	1,745	1	..	4	8	6	16	73	31	243	441	600	1,249
29	183	152	1,053	3,577	4,580	2,344	1,134	1,582	3,318	..	..	5	84	10	30	42	74	439	839	1,086	2,282
53	167	197	572	1,894	2,238	1,069	594	429	1,211	...	4	1	10	10	3	24	27	198	327	196	840
2,331	4,539	5,550	10,999	37,131	37,819	21,921	11,166	14,598	28,739	10	4	126	242	237	259	972	933	5,174	7,712	8,079	19,589

**TABLE XV.**  
**OCCUPATION OR MEANS OF LIVELIHOOD.**



**TABLE**  
Occupation or

Occupation or means of Livelihood, 1	AJMER-MERWARA.					
	Total workers and dependents. 2	ACTUAL WORKERS.				Dependents. Both sexes. 7
		Total.		Partially agriculturists.		
		Males. 3	Females. 4	Males. 5	Females. 6	
<b>A.—Government.</b>						
I.—ADMINISTRATION.						
1. <i>Civil Service of the State.</i>						
2 Officers of Government, and their families ...	110	16	...	...	...	94
3 Clerks, Inspectors, &c., and their families ...	877	274	...	13	...	603
4 Constables, messengers, warders, and unspecified	3,251	1,527	...	09	...	1,724
Total 1. Civil Service of the State ...	4,238	1,817	...	82	...	2,421
2. <i>Service of Local and Municipal Bodies.</i>						
5 Inspecting and supervising officials ...	36	5	...	...	...	31
6 Clerical establishment ...	129	33	...	3	...	96
7 Menials other than scavengers ...	888	345	...	5	...	543
Total 2. Service of Local and Municipal Bodies ...	1,053	383	...	8	...	670
3. <i>Village Service.</i>						
9 Accountants, not shown as agriculturists ...	596	178	...	35	...	420
10 Watchmen and other village servants ...	966	309	...	45	...	657
Total 3. Village Service ...	1,562	485	...	80	...	1,077
TOTAL I.—ADMINISTRATION ...	6,853	2,685	...	170	...	4,168
II.—DEFENCE.						
4. <i>Army.</i>						
11 Military officers ...	46	10	...	1	...	36
12 Non-commissioned officers and privates ...	2,753	2,096	...	55	...	657
13 Followers ...	1,387	636	...	...	...	751
14 Military Administrative establishments ...	30	11	...	...	...	28
15 Military police, &c. ...	18	15	...	...	...	3
16 Military service unspecified ...	8	...	...	...	...	8
Total 4. Army ...	4,251	2,768	...	56	...	1,483
TOTAL II.—DEFENCE ...	4,251	2,768	...	56	...	1,483
III.—SERVICE OF NATIVE AND FOREIGN STATES.						
6. <i>Civil Officers.</i>						
20 Chiefs and officers ...	11	2	...	...	...	9
21 Clerical establishments ...	6	3	...	...	...	3
22 Menials and unspecified ...	320	206	...	12	...	114
Total 6. Civil Officers ...	337	211	...	12	...	126
TOTAL III.—SERVICE OF NATIVE AND FOREIGN STATES	337	211	...	12	...	126
Total A.—Government ...	11,441	5,664	...	238	...	5,777
<b>B.—Pasture and Agriculture.</b>						
IV.—PROVISION AND CARE OF ANIMALS.						
8. <i>Stock Breeding and Dealing.</i>						
25 Horse, mule, and ass breeders, dealers and attendants ...	56	21	...	...	...	35
26 Cattle breeders and dealers, and commissariat farm establishment ...	705	283	43	2	1	379
27 Herdsmen ...	2,179	1,321	235	141	6	623
29 Camel breeders, dealers and attendants ...	70	24	1	...	...	45
30 Sheep and goat breeders and dealers ...	579	269	9	19	...	301
31 Shepherds and goatherds ...	1,200	666	54	61	...	570
32 Pig breeders and dealers, and swineherds ...	148	36	28	...	...	84
Total 8. Stock Breeding and Dealing ...	5,027	2,620	370	228	7	2,037

XV.

## Means of Livelihood.

AJMER.					MERWARA.				
ACTUAL WORKERS.				Dependents.	ACTUAL WORKERS.				Dependents.
Total.		Partially agriculturists.			Total.		Partially agriculturists.		
Males.	Females.	Males.	Females.	Both sexes.	Males.	Females.	Males.	Females.	Both sexes.
8	9	10	11	12	13	14	15	16	17
12	...	...	...	88	4	...	...	...	6
204	...	2	...	416	70	...	11	...	187
1,303	...	13	...	1,319	224	...	54	...	405
1,519	...	17	...	1,823	298	...	65	...	598
4	...	...	...	23	1	...	...	...	3
22	...	...	...	82	11	...	3	...	14
286	...	...	...	518	59	...	6	...	25
312	...	...	...	628	71	...	8	...	42
91	...	6	...	227	85	...	20	...	103
242	...	40	...	524	67	...	5	...	133
333	...	46	...	751	152	...	34	...	326
2,164	...	63	...	3,202	521	...	107	...	966
9	...	...	...	36	1	...	1	...	...
2,033	...	...	...	649	63	...	53	...	8
633	...	...	...	751	3	...	...	...	...
11	...	...	...	28	...	...	...	...	...
15	...	...	...	3	...	...	...	...	8
...	...	...	...	...	...	...	...	...	...
2,701	...	...	...	1,467	67	...	56	...	16
2,701	...	...	...	1,467	67	...	56	...	16
2	...	...	...	9	...	...	...	...	...
3	...	...	...	3	...	...	...	...	...
206	...	12	...	114	...	...	...	...	...
211	...	12	...	126	...	...	...	...	...
211	...	12	...	126	...	...	...	...	...
5,076	...	75	...	4,795	588	...	168	...	982
19	...	...	...	30	2	...	...	...	5
237	37	2	1	339	46	6	...	...	41
1,112	182	129	6	542	209	53	12	...	41
14	...	...	...	17	10	1	...	...	28
246	6	17	...	249	23	3	2	...	12
456	37	25	...	431	210	17	36	...	139
36	28	...	...	84	...	...	...	...	...
2,120	290	178	7	1,771	500	80	50	...	266

**TABLE**  
Occupation or

Occupation or means of Livelihood.	AJMER-MERWARA.					
	Total workers and dependents.	ACTUAL WORKERS.				Dependents.
		Total.		Partially agriculturists.		
		Both sexes.	Males.	Females.	Males.	
1	2	3	4	5	6	7
<b>B.—Pasture and Agriculture.—(Concluded.)</b>						
9. <i>Training and care of Animals.</i>						
33 Veterinary Surgeons, farriers, &c ...	61	30	...	...	...	31
34 Horse and elephant trainers, &c ...	19	13	...	...	...	6
Total 9. Training and care of Animals ...	80	43	...	...	...	37
TOTAL IV.—PROVISION AND CARE OF ANIMALS ...	5,107	2,663	370	223	7	2,074
V.—AGRICULTURE.						
10. <i>Land Owners and Tenants.</i>						
36 Zaminsdars ...	53,100	22,956	12,080	...	...	18,064
Istimrardar ...	1,196	422	175	...	...	599
Jagirdar ...	1,049	398	138	...	...	513
Musfidar ...	3,998	866	1,067	...	...	2,065
Bhomia ...	252	186	...	...	...	66
37 Tenant Matusi ...	39,756	14,239	6,522	...	...	18,995
Taba marzi ...	93,199	38,373	26,119	...	...	28,707
Biswadar ...	15,975	5,137	5,042	...	...	5,796
Shikmi ...	7,142	1,847	2,117	...	...	3,178
Total 10. Land Owners and Tenants ...	2,15,667	84,424	53,260	...	...	77,983
11. <i>Agricultural Labourers.</i>						
38 Farm servants ...	1,489	679	22	37	...	788
39 Field labourers ...	35,289	11,804	9,700	1,162	322	13,785
Total 11. Agricultural Labourers ...	36,778	12,483	9,722	1,219	322	14,573
12. <i>Growers of Special Products.</i>						
52 Fruits and vegetable growers ...	382	145	35	20	2	202
Total 12. Growers of Special Products ...	382	145	35	20	2	202
13. <i>Agricultural Training and Supervision and Forests.</i>						
57 Clerks, bailiffs, petty rent collectors, &c. ...	1,463	664	9	22	...	790
58 Forest officers ...	9	3	...	...	...	6
59 Forest rangers, guards, peons ...	464	342	...	...	...	122
Total 13. Agricultural Training and Supervision and Forests ...	1,936	1,009	9	22	...	918
TOTAL V.—AGRICULTURE ...	2,54,763	98,061	63,026	1,261	324	93,676
Total B.—Pasture and Agriculture ...	2,59,870	1,00,724	63,396	1,484	331	95,750
C.—Personal Services.						
VI.—PERSONAL, HOUSEHOLD AND SANITARY SERVICES.						
14. <i>Personal and Domestic Services.</i>						
60 Barbers ...	3,681	1,543	377	344	27	1,761
61 Cooks ...	1,311	433	96	4	...	812
62 Doorkeepers, &c. ...	363	133	...	5	...	225
63 Grooms, coachmen, dog boys, &c. ...	975	515	3	16	...	457
64 Indoor servants ...	11,115	4,508	1,217	147	41	5,890
65 Washermen ...	2,149	800	568	153	70	781
66 Water carriers ...	3,188	1,458	448	22	...	1,282
68 Miscellaneous and unspecified ...	694	336	39	11	...	319
Total 14. Personal and Domestic Services ...	28,506	9,781	2,748	702	147	11,027
15. <i>Non-domestic Entertainment.</i>						
69 Hotel, lodging house, bar or refreshment room keepers ...	8	3	...	...	...	5
70 Rest-house, sarai, bath-house, &c., owners and managers ...	166	59	7	...	...	100
Total 15. Non-domestic Entertainment ...	174	62	7	...	...	105

## XV.

## Means of Livelihood.

AJMER.					MERWARA.				
ACTUAL WORKERS.				Dependents.	ACTUAL WORKERS.				Dependents.
Total.		Partially agriculturists.			Total.		Partially agriculturists.		
Males.	Females.	Males.	Females.	Both sexes.	Males.	Females.	Males.	Females.	Both sexes.
8	9	10	11	12	13	14	15	16	17
30	...	...	...	31	...	...	...	...	...
13	...	...	...	6	...	...	...	...	...
43	...	...	...	37	...	...	...	...	...
2,163	290	173	7	1,808	500	80	50	...	266
9,459	9,849	...	...	8,204	13,497	2,231	...	...	9,860
422	175	...	...	599	...	...	...	...	...
393	138	...	...	513	...	...	...	...	...
784	1,036	...	...	1,994	82	31	...	...	71
186	...	...	...	66	...	...	...	...	...
12,937	5,904	...	...	16,462	1,302	618	...	...	2,533
30,985	19,918	...	...	22,715	7,438	6,201	...	...	5,992
5,137	5,042	...	...	5,796	...	...	...	...	...
1,738	2,092	...	...	2,994	109	25	...	...	181
61,996	44,154	...	...	59,343	22,428	9,106	...	...	18,640
827	20	32	...	645	52	2	5	...	113
8,314	7,746	769	107	10,150	3,490	1,934	413	215	3,635
8,941	7,766	801	107	10,795	3,542	1,956	418	215	3,778
110	35	11	2	172	35	...	9	...	30
110	35	11	2	172	35	...	9	...	30
489	...	9	...	730	175	9	13	...	60
3	...	...	...	6	...	...	...	...	...
271	...	...	...	83	71	...	...	...	39
768	...	9	...	819	246	9	13	...	99
71,810	51,955	821	109	71,129	26,251	11,071	440	215	22,547
73,978	52,245	994	116	72,937	26,751	11,151	490	215	22,813
1,245	361	335	26	1,472	298	16	9	1	280
333	63	3	...	747	45	28	2	...	65
138	...	5	...	225	...	...	...	...	...
364	3	16	...	324	151	...	...	...	133
4,045	1,129	102	38	5,198	463	88	45	3	192
691	521	119	79	739	109	47	4	...	42
882	329	6	...	963	576	119	16	...	319
58	19	...	...	100	280	26	11	...	219
7,809	2,424	615	143	9,768	1,922	324	87	4	1,259
3	...	...	...	5	...	...	...	...	...
50	7	...	...	73	9	...	...	...	27
58	7	...	...	78	9	...	...	...	27

TABLE  
Occupation or

Occupation or means of Livelihood.	AJMER-MERWARA.					
	Total workers and dependents.	ACTUAL WORKERS.				Dependents.
		Total.		Partially agriculturists.		
		Both sexes.	Males.	Females.	Males.	
1	2	3	4	5	6	7
<b>C.—Personal Services. —(Concluded).</b>						
<b>VI.—PERSONAL HOUSEHOLD AND SANITARY SERVICES—(concluded).</b>						
16. Sanitation.						
72 Sanitary officers of Government and establishments ...	7	2	...	...	...	5
73 Sanitary Inspectors, Local and Municipal ...	8	3	...	...	...	5
74 Sweepers and scavengers ...	4,700	1,944	1,580	59	5	1,176
<b>Total 16. Sanitation ...</b>	<b>4,715</b>	<b>1,949</b>	<b>1,580</b>	<b>59</b>	<b>5</b>	<b>1,186</b>
<b>TOTAL VI.—PERSONAL, HOUSEHOLD AND SANITARY SERVICES ...</b>	<b>28,395</b>	<b>11,742</b>	<b>4,335</b>	<b>761</b>	<b>152</b>	<b>12,318</b>
<b>Total C.—Personal Services ...</b>	<b>28,395</b>	<b>11,742</b>	<b>4,335</b>	<b>761</b>	<b>152</b>	<b>12,318</b>
<b>D.—Preparation and Supply of Material Substances.</b>						
<b>VII.—FOOD, DRINK AND STIMULANTS.</b>						
17. Provision of Animal Food.						
76 Butchers and slaughterers ...	1,149	434	38	11	...	677
78 Cow and buffalo keepers and milk and butter sellers ...	652	260	94	15	2	298
79 Fishermen and fish curers ...	46	20	...	...	...	26
80 Fish dealers ...	107	42	5	...	...	60
81 Fowl and egg dealers ...	93	31	12	...	...	50
82 Gai preparers and sellers ...	169	79	6	...	...	84
<b>Total 17. Provision of Animal Food ...</b>	<b>2,216</b>	<b>866</b>	<b>155</b>	<b>26</b>	<b>2</b>	<b>1,195</b>
18. Provision of Vegetable Food.						
95 Bakers ...	117	47	...	...	...	70
96 Flour grinders ...	902	25	546	3	1	391
97 Grain and pulse dealers ...	987	340	50	27	...	597
98 Grain parchers ...	749	252	142	51	7	355
99 Makers of sugar, molasses and gur by hand ...	34	21	...	...	...	13
100 Oil pressers ...	2,736	1,093	304	357	46	1,339
101 Oil sellers ...	599	220	42	25	2	337
103 Sweetmeat makers ...	565	303	33	...	...	229
104 Sweetmeat sellers ...	1,131	534	17	12	1	580
105 Vegetable and fruit sellers ...	874	227	91	12	4	556
106 Miscellaneous ...	619	284	11	8	...	324
<b>Total 18. Provision of Vegetable Food ...</b>	<b>9,373</b>	<b>3,346</b>	<b>1,236</b>	<b>495</b>	<b>61</b>	<b>4,791</b>
19. Provision of Drink, Condiments and Stimulants.						
107 Aerated water factories: owners, managers and superior staff ...	6	2	...	...	...	4
108 Aerated water factories: workmen and other subordinates ...	65	22	...	...	...	43
112 Distilleries: operatives and other subordinates ...	218	133	...	...	...	85
123 Cardamom, betel leaf, and areca nut sellers ...	643	320	63	19	7	260
124 Grocers and general condiment dealers ...	12,026	5,436	887	824	23	6,303
126 Opium, bharg, ganja, &c., sellers ...	271	129	...	1	...	142
128 Salt sellers ...	326	70	18	...	...	238
130 Tobacco and snuff sellers ...	992	436	49	...	...	507
132 Toddy sellers ...	43	15	...	...	...	28
133 Wine and spirit distillers ...	10	12	...	...	...	7
134 Wine and spirit sellers ...	153	48	...	3	...	105
135 Miscellaneous ...	90	22	...	...	...	77
<b>Total 19. Provision of Drink, Condiments and Stimulants ...</b>	<b>15,461</b>	<b>6,645</b>	<b>1,017</b>	<b>847</b>	<b>30</b>	<b>7,799</b>
<b>TOTAL VII.—FOOD DRINK AND STIMULANTS ...</b>	<b>27,050</b>	<b>10,857</b>	<b>2,408</b>	<b>1,368</b>	<b>93</b>	<b>13,785</b>

XV.

Means of Livelihood.

AJMER.					MERWARA.				
ACTUAL WORKERS.				Dependents.	ACTUAL WORKERS.				Dependents.
Total.		Partially agriculturists.			Total.		Partially agriculturists.		
Males.	Females.	Males.	Females.	Both sexes.	Males.	Females.	Males.	Females.	Both sexes.
8	9	10	11	12	13	14	15	16	17
2	...	...	...	5	...	...	...	...	...
3	...	...	...	5	...	...	...	...	...
1,719	1,359	59	5	980	225	221	...	...	196
1,724	1,359	59	5	990	225	221	...	...	196
9,586	3,790	674	148	10,836	2,156	545	87	4	1,482
9,586	3,790	674	148	10,836	2,156	545	87	4	1,482
257	6	3	...	420	177	32	8	...	257
221	47	2	...	245	39	47	13	2	53
13	...	...	...	19	7	...	...	...	7
29	5	...	...	48	13	...	...	...	14
24	12	...	...	40	7	...	...	...	10
60	1	...	...	65	19	5	...	...	19
604	71	5	...	835	262	84	21	2	360
43	...	...	...	60	4	...	...	...	10
16	431	3	...	282	9	115	...	...	109
185	12	13	...	354	155	38	14	...	243
226	127	47	...	316	26	15	4	...	39
16	...	...	...	7	5	...	...	...	6
861	257	302	46	806	232	47	55	...	533
164	36	7	...	199	56	6	18	2	138
303	33	...	...	229	...	...	...	...	...
314	9	12	1	356	220	8	...	...	224
178	79	7	4	259	49	12	5	...	297
158	11	8	...	183	126	...	...	...	141
2,464	995	399	59	3,051	882	241	96	2	1,740
2	...	...	...	4	...	...	...	...	7
22	...	...	...	43	...	...	...	...	...
126	...	...	...	77	7	...	...	...	8
293	51	15	7	219	27	12	4	...	41
4,820	773	824	23	5,187	616	114	...	...	1,136
113	...	1	...	127	16	...	...	...	15
41	4	...	...	100	29	14	...	...	138
301	49	...	...	360	135	...	...	...	147
15	...	...	...	28	...	...	...	...	...
12	...	...	...	7	...	...	...	...	...
28	...	3	...	66	20	...	...	...	39
22	...	...	...	77	...	...	...	...	...
5,795	877	843	30	6,275	850	140	4	...	1,524
8,863	1,943	1,247	89	10,161	1,994	465	121	4	3,624

TABLE  
Occupation or

Occupation or means of Livelihood.	AJMER-MERWARA.					
	Total workers and dependents.	ACTUAL WORKERS.				Dependents.
		Total.		Partially agriculturists.		
	Both sexes.	Males.	Females.	Males.	Females.	Both sexes.
1	2	3	4	5	6	7
<b>D.—Preparation and Supply of Material Substances.—(Continued).</b>						
<b>VIII.—LIGHT, FIRING AND FORAGE.</b>						
<b>20. Lighting.</b>						
143 Pressers of Vegetable oil for lighting ...	18	15	...	...	...	3
144 Sellers of vegetable oil for lighting ...	30	19	...	...	...	11
145 Match, candle, torch, lamp, lantern makers and sellers, &c., ...	40	21	...	...	...	19
<b>Total 20. Lighting ...</b>	<b>88</b>	<b>55</b>	...	...	...	<b>33</b>
<b>21. Fuel and Forage.</b>						
149 Hay, grass and fodder sellers ...	805	311	173	9	...	321
150 Firewood, charcoal and cowdung sellers ...	1,345	550	177	26	...	612
<b>Total 21. Fuel and Forage ...</b>	<b>2,150</b>	<b>867</b>	<b>350</b>	<b>35</b>	...	<b>933</b>
<b>Total VIII.—LIGHT, FIRING AND FORAGE ...</b>	<b>2,238</b>	<b>922</b>	<b>350</b>	<b>35</b>	...	<b>966</b>
<b>IX.—BUILDINGS.</b>						
<b>22. Building Materials.</b>						
155 Brick and tile makers ...	113	29	12	...	...	72
156 Brick and tile sellers ...	23	13	...	...	...	10
157 Lime, chunam and shell burners ...	146	55	1	1	...	90
158 Lime, chunam and shell sellers ...	175	62	9	...	...	104
159 Thatch dealers ...	32	12	...	...	...	20
<b>Total 22. Building Materials ...</b>	<b>489</b>	<b>171</b>	<b>22</b>	<b>1</b>	...	<b>296</b>
<b>23. Artificers in Building.</b>						
162 Building contractors ...	120	38	...	...	...	82
163 Masons and builders ...	1,692	714	5	...	...	973
164 Painters, plumbers and glaziers ...	470	248	...	...	...	222
165 Thatchers ...	143	48	...	...	...	95
166 Stone and marble workers ...	191	84	15	...	...	92
<b>Total 23. Artificers in Building ...</b>	<b>2,616</b>	<b>1,132</b>	<b>20</b>	...	...	<b>1,464</b>
<b>TOTAL IX.—BUILDINGS ...</b>	<b>8,105</b>	<b>1,303</b>	<b>42</b>	<b>1</b>	...	<b>1,760</b>
<b>X.—VEHICLES AND VESSELS.</b>						
<b>25. Carts, Carriages, &amp;c.</b>						
171 Cart and carriage makers ...	24	20	...	...	...	4
172 Cart and carriage sellers ...	7	4	...	...	...	3
173 Painters of carriage, &c. ...	53	24	...	...	...	29
174 Palki, dandi, rickshaw makers and sellers ...	5	5	...	...	...	...
<b>Total 25. Carts, Carriages, &amp;c. ...</b>	<b>89</b>	<b>53</b>	...	...	...	<b>36</b>
<b>TOTAL X.—VEHICLES AND VESSELS ...</b>	<b>89</b>	<b>53</b>	...	...	...	<b>36</b>
<b>XI.—SUPPLEMENTARY REQUIREMENTS.</b>						
<b>27. Paper.</b>						
181 Paper makers and sellers, and palm leaf binders ...	44	17	...	...	...	27
<b>Total 27. Paper ...</b>	<b>44</b>	<b>17</b>	...	...	...	<b>27</b>

XV.

## Means of Livelihood.

AJMER.					MERWARA.				
ACTUAL WORKERS.				Dependents.	ACTUAL WORKERS.				Dependents.
Total.		Partially agriculturists.			Total.		Partially agriculturists.		
Males.	Females.	Males.	Females.	Both sexes.	Males.	Females.	Males.	Females.	Both sexes.
8	9	10	11	12	13	14	15	16	17
15	...	...	...	3	...	...	...	...	...
19	...	...	...	11	...	...	...	...	...
13	...	...	...	7	8	...	...	...	12
47	...	...	...	21	8	...	...	...	12
162	77	...	...	235	149	96	9	...	86
243	71	3	...	330	313	106	23	...	282
405	148	3	...	565	462	202	32	...	368
452	148	3	...	586	470	202	32	...	380
29	12	...	...	72	...	...	...	...	...
13	...	...	...	10	...	...	...	...	...
50	1	1	...	81	5	...	...	...	9
62	0	...	...	79	10	...	...	...	25
12	...	...	...	20	...	...	...	...	...
156	22	1	...	262	15	...	...	...	34
33	...	...	...	69	5	...	...	...	13
490	5	...	...	663	224	...	...	...	310
248	...	...	...	222	...	...	...	...	...
48	...	...	...	95	...	...	...	...	...
62	10	...	...	70	22	5	...	...	22
881	15	...	...	1,119	251	5	...	...	346
1,037	37	1	...	1,381	266	5	...	...	379
12	...	...	...	3	8	...	...	...	1
4	...	...	...	3	...	...	...	...	...
15	...	...	...	16	9	...	...	...	13
5	...	...	...	...	...	...	...	...	...
36	...	...	...	22	17	...	...	...	14
36	...	...	...	22	17	...	...	...	14
9	...	...	...	13	8	...	...	...	14
9	...	...	...	18	8	...	...	...	14



TABLE  
Occupation or

Occupation or means of Livelihood.	AJMER-MERWARA.					
	Total workers and dependents.	ACTUAL WORKERS.				Dependents.
		Total.		Partially agriculturists.		
		Both sexes.	Males.	Females.	Males.	
1	2	3	4	5	6	7
<b>D.—Preparation and Supply of Material Substances.—(Continued).</b>						
<b>XI.—SUPPLEMENTARY REQUIREMENTS—(Continued)</b>						
<b>28. Books and Prints.</b>						
183 Printing presses: owners, managers and superior staff ...	25	9	1	...	...	15
184 Printing presses: workmen and other subordinates ...	212	91	...	...	...	121
186 Book binders ...	153	74	...	...	...	79
187 Book sellers, book agents and publishers ...	30	13	...	...	...	26
189 Print and picture dealers ...	10	7	1	...	...	3
<b>Total 28. Books and Prints ...</b>	<b>439</b>	<b>194</b>	<b>1</b>	...	...	<b>244</b>
<b>29. Watches, Clocks and Scientific Instruments.</b>						
190 Watch and clock makers ...	77	25	...	...	...	52
192 Photographic apparatus dealers ...	13	7	...	...	...	6
193 Other scientific instrument makers, menders and sellers ...	30	4	...	...	...	26
<b>Total 29. Watches, Clocks and Scientific Instruments ...</b>	<b>120</b>	<b>36</b>	...	...	...	<b>84</b>
<b>30. Carving and Engraving.</b>						
194 Wood and ebony carvers ...	39	8	...	...	...	31
197 Turners and lacquerers ...	238	97	...	...	...	141
<b>Total 30. Carving and Engraving ...</b>	<b>277</b>	<b>105</b>	...	...	...	<b>172</b>
<b>31. Toys and Curiosities.</b>						
202 Toy, kite and cage makers and sellers ...	150	47	11	...	...	92
203 Hukka-stem makers and sellers ...	128	49	1	...	...	78
<b>Total 31. Toys and Curiosities ...</b>	<b>278</b>	<b>96</b>	<b>12</b>	...	...	<b>170</b>
<b>32. Music and Musical Instruments.</b>						
207 Music and musical instrument sellers ...	30	16	...	...	...	14
<b>Total 32. Music and Musical Instruments ...</b>	<b>30</b>	<b>16</b>	...	...	...	<b>14</b>
<b>33. Bangles, Necklaces Beads and Sacred Threads, &amp;c.</b>						
208 Makers of bangles other than glass ...	510	199	119	16	15	192
209 Sellers of bangles other than glass ...	340	143	59	11	1	138
214 Rosary, bead and necklace makers ...	204	62	14	7	...	128
<b>Total 33. Bangles, Necklaces, Beads, Sacred Threads, &amp;c. ...</b>	<b>1,054</b>	<b>404</b>	<b>192</b>	<b>34</b>	<b>16</b>	<b>458</b>
<b>34. Furniture.</b>						
221 Furniture sellers ...	50	16	...	...	...	34
<b>Total 34. Furniture ...</b>	<b>50</b>	<b>16</b>	...	...	...	<b>34</b>
<b>35. Harness.</b>						
223 Saddle cloth makers, embroiderers and sellers ...	380	175	...	...	...	205
224 Whip, goad and walking stick, &c., makers ...	10	3	...	...	...	7
<b>Total 35. Harness ...</b>	<b>390</b>	<b>178</b>	...	...	...	<b>212</b>
<b>36. Tools and Machinery.</b>						
227 Knife and tool makers ...	39	12	...	...	...	27
228 Knife and tool sellers ...	80	34	...	...	...	46
229 Knife and tool grinders ...	118	50	...	...	...	68
230 Plough and agricultural implement makers ...	105	39	2	...	...	64
234 Sugar press makers ...	3	2	...	...	...	1
<b>Total 36. Tools and Machinery ...</b>	<b>345</b>	<b>187</b>	<b>2</b>	...	...	<b>206</b>

## XV.

## Means of Livelihood.

AJMER.					MERWARA.				
ACTUAL WORKERS.				Dependents.	ACTUAL WORKERS.				Dependents.
Total.		Partially agriculturists.			Total.		Partially agriculturists.		
Males.	Females.	Males.	Females.	Both sexes.	Males.	Females.	Males.	Females.	Both sexes.
8	9	10	11	12	13	14	15	16	17
7	1	...	...	11	2	...	...	...	4
75	...	...	...	104	16	...	...	...	17
30	...	...	...	47	44	...	...	...	32
10	...	...	...	20	3	...	...	...	6
7	...	...	...	3	...	...	...	...	...
129	1	...	...	185	65	...	...	...	59
22	...	...	...	46	3	...	...	...	6
5	...	...	...	1	2	...	...	...	5
4	...	...	...	26	...	...	...	...	...
31	...	...	...	73	5	...	...	...	11
8	...	...	...	31	...	...	...	...	...
74	...	...	...	89	23	...	...	...	72
82	...	...	...	100	23	...	...	...	72
40	11	...	...	78	7	...	...	...	14
30	1	...	...	37	19	...	...	...	41
70	12	...	...	115	26	...	...	...	55
4	...	...	...	5	12	...	...	...	9
4	...	...	...	5	12	...	...	...	9
163	81	7	11	146	38	38	9	4	46
136	50	11	1	110	7	9	...	...	28
43	9	7	...	96	19	5	...	...	32
342	140	25	12	352	62	52	9	4	106
16	...	...	...	34	...	...	...	...	...
16	...	...	...	34	...	...	...	...	...
169	...	...	...	106	6	...	...	...	9
...	...	...	...	...	3	...	...	...	7
169	...	...	...	196	9	...	...	...	16
6	...	...	...	2	6	...	...	...	25
9	...	...	...	10	25	...	...	...	36
46	...	...	...	55	4	...	...	...	13
22	...	...	...	27	17	2	...	...	37
2	...	...	...	1	...	...	...	...	...
85	...	...	...	95	52	2	...	...	111

TABLE  
Occupation or

Occupation or means of Livelihood.	AJMER-MERWARA.					
	Total workers and dependents.	ACTUAL WORKERS.				Dependents.
		Total.		Partially agriculturists.		
	Both sexes.	Males.	Females.	Males.	Females.	Both sexes.
1	2	3	4	5	6	7
<b>D.—Preparation and supply of Material Substances—(Continued).</b>						
<b>XI.—SUPPLEMENTARY REQUIREMENTS (concluded).</b>						
<b>37. Arms and Ammunition.</b>						
243 Gun makers, menders and sellers ...	44	13	...	...	...	31
244 Ammunition, gunpowder and firework makers ...	131	59	...	...	...	72
245 Ammunition, gunpowder and firework sellers ...						
Total 37. Arms and Ammunition ...	175	72	...	...	...	108
TOTAL XI.—SUPPLEMENTARY REQUIREMENTS ...	3,202	1,271	207	34	16	1,724
<b>XII.—TEXTILE FABRICS AND DRESS.</b>						
<b>38. Wool and Fur.</b>						
249 Shawl weavers ...	9	6	...	...	...	3
251 Persons occupied with blankets, woollen cloth and yarn, fur, feathers, and natural wool ...	15	9	...	...	...	6
254 Dealers in woollen goods, fur and feathers ...	19	5	...	...	...	14
Total 38. Wool and Fur ...	43	20	...	...	...	23
<b>40. Cotton.</b>						
263 Cotton ginning, cleaning and pressing mills: owners, managers and superior staff ...	19	8	...	...	...	11
264 Cotton ginning, cleaning, and pressing mills: operatives and other subordinates ...	3,266	1,719	658	43	...	889
267 Cotton spinning, weaving and other mills: owners, manager and superior staff ...	11	4	...	...	...	7
268 Cotton spinning, weaving and other mills: operatives and other subordinates ...	1,638	835	407	15	...	446
271 Cotton cleaners, pressers and ginners ...	798	340	101	84	11	367
272 Cotton weavers: hand industry ...	5,404	2,824	887	171	46	1,893
273 Cotton carpet and rug makers ...	54	27	...	...	...	27
274 Cotton carpet and rug sellers ...	68	29	...	...	...	39
275 Cotton spinners ...	1,242	20	859	...	12	363
276 Cotton yarn and thread sellers ...	210	62	6	...	2	142
277 Calenders, fullers and printers ...	394	130	15	8	2	249
278 Cotton dyers ...	720	356	...	...	...	373
280 Tape sellers ...	18	3	...	...	...	15
281 Tent makers ...	7	3	...	...	...	4
Total 40. Cotton ...	13,908	6,360	2,738	321	73	4,815
<b>41. Jute, Hemp, Flax, Coir, &amp;c.</b>						
260 Rope, sacking and net makers ...	345	154	59	6	...	132
Total 41. Jute, Hemp, Flax, Coir, &c. ...	345	154	59	6	...	132
<b>42. Dress.</b>						
301 Embroiderers and lace and muslin makers ...	122	87	...	...	...	35
302 Hat, cap and turban makers, binders and sellers ...	18	16	...	...	...	2
303 Hosiery and haberdashers ...	379	110	...	...	...	269
304 Piece-goods dealers ...	1,944	794	12	16	1	1,138
306 Tailors, milliners, dress-makers and darners ...	3,010	1,287	560	120	...	1,163
Total 42. Dress ...	5,473	2,294	572	136	1	2,607
TOTAL XII.—TEXTILE FABRICS AND DRESS ...	19,769	8,828	3,364	463	74	7,577
<b>XIII.—METALS AND PRECIOUS STONES.</b>						
<b>43. Gold, Silver and Precious Stones.</b>						
312 Goldsmiths' dust washers ...	109	46	...	...	...	63
316 Gold and silver wire drawers and braid makers ...	385	188	...	...	...	197
317 Workers in gold, silver and precious stones ...	2,096	922	16	127	4	1,158
318 Dealers in gold, silver and precious stones ...	102	61	...	...	...	41
Total 43. Gold, Silver and Precious Stones ...	2,692	1,217	16	127	4	1,459

XV.

Means of Livelihood.

AJMER.					MERWARA.				
ACTUAL WORKERS.				Dependents.	ACTUAL WORKERS.				Dependents.
Total.		Partially agriculturists.			Both sexes.	Total.		Partially agriculturists.	
Males.	Females.	Males.	Females.	Both sexes.		Males.	Females.	Males.	Females.
8	9	10	11		12	13	14	15	16
13	...	...	...	31	...	..	...	...	...
57	...	...	...	67	2	...	...	...	5
70	...	...	...	98	2	...	...	...	5
1,007	153	25	12	1,266	264	54	9	4	458
6	...	...	...	3	...	...	...	...	...
9	...	...	...	6	...	...	...	...	...
5	...	...	...	14	...	...	...	...	...
20	...	...	...	23	...	...	...	...	...
...	...	...	...	...	8	...	...	...	11
28	...	...	...	50	1,691	658	43	...	839
...	...	...	...	...	4	...	...	...	7
...	...	...	...	...	835	407	15	...	446
294	96	79	11	320	46	5	5	...	37
2,183	628	136	46	1,537	641	59	35	...	356
12	...	...	...	4	15	...	...	...	23
...	...	...	...	...	29	...	...	...	39
9	651	...	12	293	11	208	...	...	70
50	6	...	2	99	12	...	...	...	43
59	13	8	2	168	71	2	...	...	81
356	...	...	...	373	...	...	...	...	...
3	...	...	...	15	...	...	...	...	...
3	...	...	...	4	...	...	...	...	...
2,997	1,394	223	73	2,863	3,363	1,339	98	...	1,952
109	39	2	...	100	45	20	4	...	32
109	39	2	...	100	45	20	4	...	32
87	...	...	...	35	...	...	...	...	...
16	...	...	...	2	...	...	...	...	...
110	...	...	...	269	...	...	...	...	...
500	8	11	1	783	294	4	5	...	355
978	425	105	...	681	349	135	15	...	482
1,691	433	116	1	1,770	603	139	20	...	837
4,817	1,866	341	74	4,756	4,011	1,498	122	...	2,821
23	...	...	...	32	23	...	...	...	31
188	...	...	...	197	...	...	...	...	...
681	8	102	2	800	241	8	25	2	358
61	...	...	...	41	...	...	...	...	...
953	8	102	2	1,070	264	8	25	2	389

TABLE  
Occupation or

Occupation or means of Livelihood.	AJMER-MERWARA.					
	Total workers and dependents.	ACTUAL WORKERS.				Dependents.
		Total.		Partially agriculturists.		
	Both sexes.	Males.	Females.	Males.	Females.	Both sexes.
1	2	3	4	5	6	7
<b>D.—Preparation and Supply of Material Substances.—(Continued).</b>						
<b>XIII.—METALS AND PRECIOUS STONES.—(Concluded).</b>						
44. <i>Brass, Copper and Bellmetal.</i>						
322 Brass, copper and bellmetal workers ...	621	263	8	4	...	350
323 Brass, copper and bellmetal sellers ...	38	8	...	...	...	30
Total 44. Brass, Copper and Bell-metal ...	659	271	8	4	...	380
45. <i>Tin, Zinc, Quicksilver and Lead.</i>						
324 Workers in tin, zinc, quick-silver and lead ...	220	65	...	...	...	155
Total 45. Tin, Zinc, Quick-silver and Lead...	220	65	...	...	...	155
46. <i>Iron and Steel.</i>						
328 Workers in iron and hardware ...	2,341	1,041	201	127	4	1,099
329 Sellers of iron and hardware ...	71	27	...	...	...	44
Total 46. Iron and Steel ...	2,412	1,068	201	127	4	1,143
TOTAL XIII.—METALS AND PRECIOUS STONES ...	5,983	2,621	225	258	8	3,137
<b>XIV.—GLASS, EARTHEN AND STONEWARE.</b>						
48. <i>Earthen and Stoneware.</i>						
336 Potters and pot and pipe-bowl makers ...	4,450	1,837	897	582	204	1,726
338 Grindstone and mill-stone makers and menders...	126	25	5	...	...	96
339 Grindstone and mill-stone sellers ...	73	33	...	...	...	35
Total 48. Earthen and Stoneware ...	4,649	1,900	892	582	204	1,857
TOTAL XIV.—GLASS, EARTHEN AND STONEWARE ...	4,649	1,900	892	582	204	1,857
<b>XV.—WOOD, CANE AND LEAVES &amp;C.</b>						
49. <i>Wood and Bamboos.</i>						
314 Carpenters ...	3,974	1,518	240	470	38	2,216
345 Dealers in timber and bamboos ...	32	10	...	...	...	22
346 Wood-cutters and sawyers ...	183	94	...	7	...	89
Total 49. Wood and Bamboos ...	4,189	1,622	240	477	38	2,327
50. <i>Cane Work, Matting and Leaves, &amp;c.</i>						
347 Baskets, mats, fans, screens, brooms, &c., makers and sellers ...	414	149	64	8	8	201
348 Comb and tooth stick makers and sellers ...	73	33	5	...	...	335
349 Leaf-plate makers and sellers ...	141	59	15	3	...	67
Total 50. Cane Work, Matting & Leaves, &c.	628	241	84	8	8	308
TOTAL XV.—WOOD, CANE, AND LEAVES, &C. ...	4,817	1,863	324	485	46	2,630
<b>XVI.—DRUGS, GUMS, DYES, &amp;C.</b>						
51. <i>Gums, Wax, Resins and similar Forest Produce.</i>						
339 Lac sellers ...	457	207	47	49	...	203
340 Wax, honey and forest produce collectors and sellers ...	18	1	...	...	...	17
Total 51. Gums, Wax, Resins, and similar Forest Produce ...	475	208	47	49	...	220
52. <i>Drugs, Dyes, Pigments, &amp;c.</i>						
366 Saltpetre sellers ...	75	20	1	...	...	54
369 Chemists and druggists ...	1,117	515	40	9	1	562
372 Soap sellers ...	71	29	2	...	...	40
374 Madder, saffron and logwood workers and dealers...	42	14	...	...	...	28
375 Ink makers and sellers ...	7	6	...	...	...	1
377 Perfumo, incense and sandalwood sellers ...	125	48	1	2	...	76
379 Persons occupied with miscellaneous dyes ...	1,883	901	195	34	3	787
Total 52. Drugs, Dyes, Pigments, &c. ...	3,320	1,533	239	95	4	1,548
TOTAL XVI.—DRUGS, GUMS, DYES, &C. ...	3,795	1,741	286	144	4	1,768

## XV.

## Means of Livelihood.

AJMER.					MERWARA.				
ACTUAL WORKERS.				Dependents.	ACTUAL WORKERS.				Dependents.
Total.		Partially agriculturists.			Total.		Partially agriculturists.		
Males.	Females.	Males.	Females.	Both sexes.	Males.	Females.	Males.	Females.	Both sexes.
8	9	10	11	12	13	14	15	16	17
139	7	4	...	223	124	1	...	...	128
3	...	...	...	30	...	...	...	...	...
147	7	4	...	252	124	1	...	...	128
53	...	...	...	148	12	...	...	...	7
53	...	...	...	148	12	...	...	...	7
546	182	64	3	666	495	19	63	1	433
24	...	...	...	34	3	...	...	...	10
570	182	64	3	700	498	19	63	1	443
1,723	197	170	5	2,170	898	28	88	3	967
1,204	771	417	103	1,304	633	116	165	101	422
25	5	...	...	96	...	...	...	...	...
32	...	...	...	19	6	...	...	...	16
1,261	776	417	103	1,419	639	116	165	101	438
1,261	776	417	103	1,419	639	116	165	101	438
1,065	176	424	14	1,552	455	64	46	24	664
10	...	...	...	22	...	...	...	...	...
34	...	...	...	43	60	...	7	...	46
1,107	176	424	14	1,617	515	64	53	24	710
118	58	...	8	175	81	6	5	...	26
27	5	...	...	27	6	...	...	...	8
46	12	...	...	53	13	3	3	...	14
191	75	...	8	255	50	9	8	...	48
1,298	251	424	22	1,872	565	73	61	24	758
36	12	...	...	41	171	35	49	...	162
1	...	...	...	17	...	...	...	...	...
37	12	...	...	58	171	35	49	...	162
20	1	...	...	54	...	...	...	...	...
286	39	3	1	323	...	...	...	...	...
27	2	...	...	39	229	1	6	...	239
14	...	...	...	28	2	...	...	...	1
6	...	...	...	1	...	...	...	...	...
37	1	2	...	72	11	...	...	...	4
672	160	65	3	554	229	45	19	...	233
1,062	193	70	4	1,071	471	46	25	...	477
1,099	205	70	4	1,129	642	81	74	...	639

TABLE  
Occupation or

Occupation or means of Livelihood.	AJMER-MERWARA.					
	Total workers and dependents.	ACTUAL WORKERS.				Dependents Both sexes.
		Total.		Partially agriculturists.		
		Both sexes.	Males.	Females.	Males.	
1	2	3	4	5	6	7
<b>D.—Preparation and Supply of Material Substances.—(Concluded).</b>						
<b>XVII.—LEATHER, &amp;c.</b>						
53. <i>Leather, Horn and Bones.</i>						
386 Leather dyers ... ..	1,589	559	286	81	24	744
387 Shoe, boot and sandal makers ... ..	1,306	520	130	57	20	716
388 Tanners and curriers ... ..	6,378	2,753	875	472	103	2,748
389 Sellers of manufactured leather goods ... ..	455	258	16	6	3	181
390 Sellers of hides, horns, bristles and bones ... ..	704	225	94	6	2	445
Total 53. Leather, Horn and Bones ... ..	10,550	4,315	1,401	622	152	4,834
TOTAL XVII.—LEATHER, &c. ... ..	10,550	4,315	1,401	622	152	4,834
Total D.—Preparation and Supply of Material Substances ... ..	85,247	35,674	9,499	3,992	597	40,074
<b>E.—Commerce, Transport, and Storage.</b>						
<b>XVIII.—COMMERCE.</b>						
54. <i>Money and Securities.</i>						
392 Bankers, money-lenders, &c. ... ..	3,128	1,328	66	219	4	1,734
394 Money-changers and testers ... ..	482	137	5	...	...	340
395 Bank clerks, cashiers, bill collectors, accountants, &c. ... ..	248	78	...	9	...	170
Total 54. Money and Securities ... ..	3,858	1,543	71	228	4	2,244
55. <i>General Merchandise.</i>						
396 General merchants ... ..	99	31	...	...	...	68
397 Merchants' managers, accountants, clerks, assistants, &c. ... ..	189	55	...	...	...	134
Total 55. General Merchandise ... ..	288	86	...	...	...	202
56. <i>Dealing unspecified.</i>						
398 Shopkeepers, otherwise unspecified ... ..	465	102	55	7	1	308
399 Shopkeepers' clerks, salesmen, &c. ... ..	141	61	...	...	...	80
400 Shopkeepers' and money-lenders' servants ... ..	1,006	265	...	12	...	741
401 Pedlars, bankers, &c. ... ..	373	212	8	13	...	153
Total 56. Dealing unspecified ... ..	1,985	640	63	32	1	1,282
57. <i>Middlemen, Brokers, and Agents.</i>						
402 Brokers and agents ... ..	563	222	...	...	...	341
403 Auctioneers, auditors, actuaries, notaries public, &c. ... ..	80	35	...	...	...	45
404 Farmers of pounds, tolls, ferries, markets, &c. ... ..	41	8	...	...	...	33
405 Contractors for labour, emigration agents, &c. ... ..	4	3	...	...	...	1
407 Contractors otherwise unspecified ... ..	283	151	...	...	...	132
Total 57. Middlemen, Brokers, and Agents—	971	419	...	...	...	552
TOTAL XVIII.—COMMERCE ... ..	7,102	2,688	134	260	5	4,280
<b>XIX.—TRANSPORT AND STORAGE.</b>						
58. <i>Railway.</i>						
409 Agents, directors, managers and their assistants, ... ..	12	3	...	...	...	9
410 Other administrative officials ... ..	15	6	...	...	...	9
411 Clerical staff on railways ... ..	1,067	493	...	...	...	574
412 Station masters and assistants, inspectors, overseers, &c. ... ..	80	19	...	...	...	61
413 Guards, drivers, firemen, &c. ... ..	82	30	...	...	...	52
414 Pointsmen, shunters, porters, signallers, &c. ... ..	147	37	...	...	...	110
416 Railways, service unspecified ... ..	8,283	5,486	4	4	...	2,798
Total 58. Railway ... ..	9,691	6,074	4	4	...	3,613

## XV.

## Means of Livelihood.

AJMER.					MERWARA.				
ACTUAL WORKERS.				Dependents.	ACTUAL WORKERS.				Dependents.
Total.		Partially agriculturists.			Total.		Partially agriculturists.		
Males.	Females.	Males.	Females.	Both sexes.	Males.	Females.	Males.	Females.	Both sexes.
8	9	10	11	12	13	14	15	16	17
284	143	22	7	505	275	143	59	17	239
455	114	50	16	495	65	16	7	4	221
1,860	435	332	10	1,936	893	410	140	93	812
220	2	...	...	133	38	14	6	3	48
66	...	...	...	81	159	94	6	2	364
2,885	694	404	33	3,150	1,430	707	218	119	1,684
2,885	694	404	33	3,150	1,430	707	218	119	1,684
24,478	6,270	3,102	342	27,912	11,196	3,229	890	255	12,162
902	56	108	4	1,369	330	10	21	..	365
86	...	..	...	158	51	5	...	...	182
54	...	2	...	136	24	...	7	...	31
1,132	56	200	4	1,663	411	15	28	...	581
31	...	...	...	68	...	...	...	...	...
55	...	...	...	131	...	...	...	...	...
86	...	...	...	202	...	...	...	...	...
85	55	1	1	276	17	...	6	...	32
37	...	...	...	46	24	...	...	...	34
233	...	3	...	700	32	...	9	...	41
110	3	1	...	102	102	5	12	...	51
465	58	5	1	1,124	175	5	27	...	158
77	...	...	...	151	145	...	...	...	190
21	...	...	...	16	14	...	...	...	29
8	...	...	...	33	...	...	...	...	...
3	...	...	...	1	...	...	...	...	...
102	...	...	...	104	49	...	...	...	28
211	...	...	...	305	208	...	...	...	247
1,894	114	205	5	3,294	794	20	55	...	986
3	...	...	...	9	...	...	...	...	...
6	...	...	...	9	...	...	...	...	...
487	...	...	...	561	6	...	...	...	13
15	...	...	...	53	4	...	...	...	8
30	...	...	...	52	...	...	...	...	...
37	...	...	...	110	...	...	...	...	...
5,420	4	...	...	2,729	66	...	4	...	69
5,998	4	...	...	3,523	76	...	4	...	90



TABLE  
Occupation or

Occupation or means of Livelihood.	AJMER-MERWARA.					
	Total workers and dependents.	ACTUAL WORKERS.				Dependents.
		Total.		Partially agriculturists.		
	Both sexes.	Males.	Females.	Males.	Females.	Both sexes.
1	2	3	4	5	6	7
<b>E.—Commerce, Transport, &amp; Storage—(Concl'd.)</b>						
<b>XIX.—TRANSPORT AND STORAGE—(Concluded).</b>						
<b>59. Road.</b>						
417 Cart owners and drivers, carting agents, &c ...	566	267	12	...	...	287
418 Livery stable-keepers, &c. ...	234	97	...	...	...	127
419 Drivers, stable-boys, &c., not private servants ...	233	157	...	...	...	126
420 Palki, &c., bearers and owners ...	90	45	...	...	...	45
421 Pack bullock owners, drivers, &c. ...	962	386	22	29	1	554
422 Pack camel, elephant, mule, &c., owners and drivers ...	124	58	2	3	...	64
Total 59. Road ...	2,249	1,010	36	32	1	1,203
<b>60. Water.</b>						
423 Ship owners and agents ...	14	...	...	...	...	14
429 Boat and bargemen ...	59	9	...	...	...	50
Total 60. Water ...	73	9	...	...	...	64
<b>61. Messengers.</b>						
433 Post-office: officers and superior staff ...	58	21	...	...	...	37
434 Post-office: clerks, messengers, runners and other subordinates ...	268	116	...	...	...	152
435 Telegraph: officers and superior staff ...	6	1	...	...	...	5
436 Telegraph: clerks, signalers, messengers and other subordinates ...	43	24	...	...	...	19
438 Telephone: clerks, operators and other subordinates ...	5	3	...	...	...	2
Total 61. Messengers ...	380	165	...	...	...	215
<b>62. Storage and Weighing.</b>						
441 Porters ...	675	397	...	...	...	278
442 Weighmen and measurers ...	184	59	4	11	...	121
Total 62. Storage and Weighing ...	859	456	4	11	...	399
TOTAL XIX.—TRANSPORT AND STORAGE ...	13,252	7,714	44	47	1	5,494
Total E.—Commerce, Transport and Storage,	20,354	10,402	178	307	6	9,774
<b>F.—Professions.</b>						
<b>XX.—LEARNED AND ARTISTIC PROFESSIONS.</b>						
<b>63. Religion.</b>						
444 Priests, ministers, &c. ...	1,039	260	154	12	1	625
445 Catechists, readers, church and mission service, &c. ...	490	191	7	6	...	292
446 Religious mendicants, inmates of monasteries, convents, &c. ...	3,516	1,774	977	178	11	765
447 Church, temple, burial or burning ground service, pilgrim conductors, undertakers, &c. ...	1,371	594	...	13	...	777
449 Astrologers, diviners, horoscope makers, &c. ...	120	39	...	12	...	81
Total 63. Religion ...	6,536	2,858	1,138	221	12	2,540
<b>64. Education.</b>						
451 Administrative and inspecting officials ...	15	3	...	...	...	12
452 Principals, professors and teachers ...	691	197	2	...	...	492
453 Clerks and servants connected with education ...	202	104	...	...	...	98
Total 64. Education ...	908	304	2	...	...	602
<b>65. Literature.</b>						
454 Authors, editors, journalists, &c. ...	34	7	...	...	...	27
457 Public scribes and copyists ...	23	11	...	...	...	12
458 Service in libraries and literary institutions ...	5	2	...	...	...	3
Total 65. Literature ...	62	20	...	...	...	42

## XV.

## Means of Livelihood.

AJMER.					MERWARA.				
ACTUAL WORKERS.				Dependents.	ACTUAL WORKERS.				Dependents.
Total.		Partially agriculturists.			Total.		Partially agriculturists.		
Males.	Females.	Males.	Females.	Both sexes.	Males.	Females.	Males.	Females.	Both sexes.
8	9	10	11	12	13	14	15	16	17
216	12	...	...	240	51	...	...	...	47
97	...	...	...	127	...	...	...	...	...
157	...	...	...	126	...	...	...	...	...
45	...	...	...	45	...	...	...	...	...
172	22	5	1	308	214	...	24	...	246
45	2	...	...	51	13	...	3	...	13
732	36	5	1	897	278	...	27	...	306
...	...	...	...	14	...	...	...	...	...
9	...	...	...	50	...	...	...	...	...
9	...	...	...	64	...	...	...	...	...
18	...	...	...	27	3	...	...	...	10
101	...	...	...	141	15	...	...	...	11
1	...	...	...	5	...	...	...	...	...
21	...	...	...	13	3	...	...	...	6
3	...	...	...	2	...	...	...	...	...
144	...	...	...	188	21	...	...	...	27
397	...	...	...	278	...	...	...	...	...
51	...	11	...	96	8	4	...	...	28
448	...	11	...	376	8	4	...	...	28
7,381	40	16	1	5,043	383	4	31	...	446
9,225	154	221	6	8,342	1,177	24	86	...	1,432
247	130	9	1	548	13	24	3	...	77
161	...	...	...	249	30	7	6	...	43
1,709	958	178	11	669	65	19	...	...	96
543	...	13	...	713	51	...	12	...	64
8	...	...	...	13	31	...	...	...	68
2,668	1,088	200	12	2,192	190	50	21	...	348
2	...	...	...	6	1	...	...	...	6
131	2	...	...	391	66	...	...	...	101
61	...	...	...	42	43	...	...	...	56
194	2	...	...	439	110	...	...	...	163
7	...	...	...	27	...	...	...	...	...
11	...	...	...	12	...	...	...	...	...
2	...	...	...	3	...	...	...	...	...
20	...	...	...	42	...	...	...	...	...

TABLE  
Occupation or

Occupation or means of Livelihood,	AJMER-MERWARA.					
	Total workers and dependents.	ACTUAL WORKERS.				Dependents
		Total.		Partially agriculturists.		
	Both sexes.	Males.	Females.	Males.	Females.	Both sexes.
1	2	3	4	5	6	7
<b>F.—Professions.—(Concluded.)</b>						
<b>XX.—LEARNED AND ARTISTIC PROFESSIONS.—(Concl'd.)</b>						
66. <i>Law.</i>						
459 Barristers, advocates and pleaders ... ..	140	49	...	5	...	91
461 Law agents, mukhtars, &c. ... ..	65	24	...	4	...	41
462 Kazis ... ..	32	8	...	...	...	24
463 Articled clerks and other lawyers' clerks ... ..	127	53	...	...	...	74
464 Petition writers, touts, &c. ... ..	272	104	...	13	...	168
465 Stamp vendors ... ..	73	20	...	...	...	53
Total 66. Law ... ..	709	258	...	22	...	451
67. <i>Medicine</i>						
467 Practitioners with diploma, license, or certificate, ... ..	93	32	...	...	...	61
468 Practitioners without diploma ... ..	426	168	15	5	4	243
471 Vaccinators ... ..	43	18	...	...	...	25
472 Midwives ... ..	501	...	279	...	9	222
473 Compounders, matrons, nurses, and hospital asylum and dispensary service ... ..	138	47	...	...	...	91
Total 67. Medicine ... ..	1,201	265	294	5	13	642
68. <i>Engineering and Survey.</i>						
475 Civil engineers and architects ... ..	10	4	...	...	...	6
476 Topographical, archaeological and revenue sur- veyors ... ..	34	15	...	...	...	19
478 Clerks, &c., in offices of the above ... ..	64	32	...	...	...	32
Total 68. Engineering and Surveying ... ..	108	51	...	...	...	57
70. <i>Pictorial Art and Sculpture.</i>						
485 Photographers ... ..	32	11	...	...	...	21
Total 70. Pictorial Art and Sculpture ... ..	32	11	...	...	...	21
71. <i>Music, Acting, Dancing, &amp;c.</i>						
488 Band masters and players (not military) ... ..	730	301	22	15	7	407
490 Actors, singers and dancers, and their accom- panists ... ..	1,808	666	594	63	22	548
Total 71. Music, Acting, Dancing, &c. ... ..	2,538	967	616	78	29	955
TOTAL XX.—LEARNED AND ARTISTIC PROFESSIONS,	12,094	4,734	2,050	326	54	5,310
<b>XXI.—SPORT.</b>						
72. <i>Sport.</i>						
492 Shikaris, falconers, bird catchers ... ..	117	45	...	...	...	72
Total 72. Sport ... ..	117	45	...	...	...	72
73. <i>Games and Exhibitions.</i>						
495 Persons engaged in service of places of public entertainment ... ..	90	31	12	...	...	47
498 Conjurers, buffoons, reciters, fortune-tellers, &c. ... ..	31	15	11	...	...	5
499 Tumblers, acrobats, wrestlers, professional cricketers, &c. ... ..	35	10	...	...	...	25
Total 73. Games and Exhibitions ... ..	156	56	23	...	...	77
TOTAL XXI.—SPORT ... ..	273	101	23	...	...	149
Total F.—Professions ... ..	12,367	4,835	2,073	326	54	5,459

XV.

## Means of Livelihood.

AJMER.					MERWARA.				
ACTUAL WORKERS.				Dependents.	ACTUAL WORKERS.				Dependents.
Total.		Partially agriculturists.			Total.		Partially agriculturists.		
Males.	Females.	Males.	Females.	Both sexes.	Males.	Females.	Males.	Females.	Both sexes.
8	9	10	11	12	13	14	15	16	17
33	...	...	...	58	16	...	5	...	33
...	5	...	...	6	24	...	4	...	41
18	...	...	...	19	3	...	...	...	18
55	...	13	...	76	35	...	...	...	55
18	...	...	...	47	49	...	...	...	92
129	...	18	...	206	2	...	...	...	6
28	...	...	...	38	129	...	9	...	245
104	8	2	...	131	4	...	...	...	23
10	...	...	...	11	64	7	3	4	112
...	262	...	9	199	8	...	...	...	14
36	...	...	...	74	...	17	...	...	23
178	270	2	9	453	11	...	...	...	17
3	...	...	...	6	...	...	...	...	189
15	...	...	...	19	1	...	...	...	...
19	...	...	...	14	...	...	...	...	...
37	...	...	...	39	13	...	...	...	18
11	...	...	...	21	14	...	...	...	18
11	...	...	...	21	...	...	...	...	...
279	22	15	7	309	22	...	...	...	98
402	334	4	7	407	264	260	59	15	141
681	356	19	14	716	286	260	59	15	239
3,918	1,716	234	35	4,108	816	334	92	19	1,202
45	...	...	...	72	...	...	...	...	...
45	...	...	...	72	...	...	...	...	...
31	12	...	...	47	...	...	...	...	...
15	11	...	...	5	...	...	...	...	...
10	...	...	...	25	...	...	...	...	...
56	23	...	...	77	...	...	...	...	...
101	23	...	...	149	...	...	...	...	...
4,019	1,739	234	35	4,257	816	334	92	19	1,202

TABLE  
Occupation or

Occupation or means of Livelihood.	AJMER-MERWARA.					
	Total workers and dependents.	ACTUAL WORKERS.				Dependents.
		Total.		Partially agriculturists.		
	Both sexes.	Males.	Females.	Males.	Females.	Both sexes.
1	2	3	4	5	6	7
<b>G.—Unskilled Labour, not Agricultural.</b>						
XXII.—EARTHWORK AND GENERAL LABOUR.						
74. <i>Earthwork, &amp;c.</i>						
501 Tank diggers and excavators ...	6	4	...	...	...	2
502 Road, canal, and railway labourers ...	159	87	...	...	...	72
Total 74. Earthwork, &c. ...	165	91	...	...	...	74
75. <i>General Labour.</i>						
504 General labour ...	48,953	20,015	12,954	1,192	35	15,934
Total 75. General Labour ...	48,953	20,015	12,954	1,192	35	15,984
TOTAL XXII.—EARTHWORK AND GENERAL LABOUR.	49,118	20,106	12,954	1,192	35	16,058
XXIII.—INDEFINITE AND DISREPUTABLE OCCUPATIONS.						
76. <i>Indefinite.</i>						
505 Uncertain or not returned ...	1,159	346	246	...	...	567
Total 76. Indefinite ...	1,159	346	246	...	...	567
77. <i>Disreputable.</i>						
506 Prostitutes, including <i>sagins</i> and <i>neanchis</i> ...	307	...	149	...	...	158
Total 77. Disreputable ...	307	...	149	...	...	158
TOTAL XXIII.—INDEFINITE AND DISREPUTABLE OCCUPATIONS ...	1,466	346	395	...	...	725
Total G.—Unskilled Labour, not Agricultural.	50,584	20,452	13,349	1,192	35	16,783
<b>H.—Means of Subsistence independent of Occupations.</b>						
XXIV.—INDEPENDENT.						
78. <i>Property and Alms.</i>						
510 House rent, shares and other property not being land ...	469	138	78	...	...	253
513 Mendicancy (not in connection with a religious order) ...	7,021	2,842	1,554	353	30	2,625
Total 78. Property and Alms ...	7,490	2,980	1,632	353	30	2,878
79. <i>At the State Expense.</i>						
514 Pension, Civil services ...	432	142	...	9	...	290
515 Pension, Military services ...	211	71	...	4	...	136
516 Pension, unspecified ...	78	28	...	4	...	50
518 Prisoners under-trial ...	...	...	...	...	...	...
519 Prisoners for debt ...	...	...	...	...	...	...
520 Prisoners convicted or in reformatories, &c. ...	443	421	22	...	...	...
Total 79. At the State Expense ...	1,164	662	26	17	...	476
TOTAL XXIV.—INDEPENDENT ...	8,654	3,642	1,658	370	30	3,354
Total H.—Means of Subsistence independent of Occupations ...	8,654	3,642	1,658	370	30	3,354
Grand Total ...	4,76,912	1,93,135	94,488	8,670	1,205	1,89,289

## XV.

## Means of Livelihood.

AJMER.					MERWARA.				
ACTUAL WORKERS.				Dependents.	ACTUAL WORKERS				Dependents.
Total.		Partially agriculturists.			Total.		Partially agriculturists.		
Males.	Females.	Males.	Females.	Both sexes.	Males.	Females.	Males.	Females.	Both sexes.
8	9	10	11	12	13	14	15	16	17
4	...	...	...	2	...	...	...	...	...
68	...	...	...	64	19	...	...	...	8
72	...	...	...	66	19	...	...	...	8
16,014	11,910	1,179	35	12,605	4,001	1,044	13	...	3,379
16,014	11,910	1,179	35	12,605	4,001	1,044	13	...	3,379
16,086	11,910	1,179	35	12,671	4,020	1,044	13	...	3,387
15	18	...	...	24	331	228	...	...	543
15	18	...	...	24	331	228	...	...	543
...	128	...	...	130	...	21	...	...	19
...	128	...	...	139	...	21	...	...	19
15	146	...	...	163	331	249	...	...	562
16,101	12,056	1,179	35	12,834	4,351	1,293	13	...	3,949
111	69	...	...	195	27	9	...	...	58
2,373	1,216	332	29	1,919	469	338	21	1	706
2,484	1,285	332	29	2,114	496	347	21	1	764
80	...	2	...	234	53	...	7	...	56
38	...	1	...	92	33	4	3	...	44
14	...	...	...	35	14	...	4	...	15
421	22	...	...	...	...	...	...	...	...
562	22	3	...	361	100	4	14	...	115
3,046	1,307	325	29	2,475	596	351	35	1	879
3,046	1,307	335	29	2,475	596	351	35	1	879
1,45,504	77,561	6,814	711	1,44,388	47,631	16,927	1,856	494	44,901

TABLE XV.  
OCCUPATION OR MEANS OF LIVELIHOOD.  
—  
CITY AND TOWNS.

TABLE  
Occupation or Means of

Occupation or means of Livelihood.	URBAN POPULATION OF AJMER-MERWARA.						AJMER.				
	TOTAL WORKERS AND DEPENDENTS.	ACTUAL WORKERS.				DEPENDENTS.	ACTUAL WORKERS.				DEPENDENTS.
		Total.		Partially agriculturists.			Total.		Partially agriculturists.		
		Both sexes.	Males.	Females.	Males.		Females.	Both sexes.	Males.	Females.	
1	2	3	4	5	6	7	8	9	10	11	12
<b>A—Government.</b>											
<b>I.—ADMINISTRATION.</b>											
<b>1. Civil Service of the State.</b>											
2 Officers of Government, and their families ... ..	101	14	...	...	...	87	11	...	...	...	81
3 Clerks, Inspectors, &c., and their families ... ..	521	177	...	4	...	344	115	...	...	...	252
4 Constables, messengers, warders, and unspecified ... ..	2,067	932	...	28	...	1,135	567	...	11	...	880
<b>Total 1. Civil Service of the State ... ..</b>	<b>2,689</b>	<b>1,123</b>	...	<b>32</b>	...	<b>1,566</b>	<b>693</b>	...	<b>11</b>	...	<b>1,213</b>
<b>2. Service of Local and Municipal Bodies.</b>											
5 Inspecting and supervising officials ... ..	32	4	...	...	...	28	3	...	...	...	25
6 Clerical establishment ... ..	116	31	...	2	...	85	11	...	...	...	38
7 Menials other than scavengers ... ..	846	325	...	2	...	521	241	...	...	...	401
<b>Total 2. Service of Local and Municipal Bodies ... ..</b>	<b>994</b>	<b>360</b>	...	<b>4</b>	...	<b>634</b>	<b>255</b>	...	...	...	<b>464</b>
<b>3. Village Service.</b>											
9 Accountants, not shown as Agriculturists ... ..	105	57	...	11	...	138	27	...	5	...	81
10 Watchmen and other village servants ... ..	40	24	...	2	...	16	...	...	...	...	...
<b>Total 3. Village Service ... ..</b>	<b>235</b>	<b>81</b>	...	<b>13</b>	...	<b>154</b>	<b>27</b>	...	<b>5</b>	...	<b>81</b>
<b>TOTAL I.—ADMINISTRATION ... ..</b>	<b>3,918</b>	<b>1,564</b>	...	<b>49</b>	...	<b>2,354</b>	<b>975</b>	...	<b>16</b>	...	<b>1,758</b>
<b>II.—DEFENCE.</b>											
<b>4. Army.</b>											
11 Military officers ... ..	14	3	...	1	...	11	...	...	...	...	...
12 Non-commissioned officers and privates ... ..	1,567	1,238	...	25	...	329	15	...	...	...	24
13 Followers ... ..	580	278	...	...	...	302	...	...	...	...	...
14 Military administrative establishments ... ..	31	9	...	...	...	22	5	...	...	...	7
15 Military police, &c. ... ..	18	15	...	...	...	3	...	...	...	...	...
<b>Total 4. Army ... ..</b>	<b>2,210</b>	<b>1,543</b>	...	<b>26</b>	...	<b>667</b>	<b>20</b>	...	...	...	<b>31</b>
<b>TOTAL II.—DEFENCE ... ..</b>	<b>2,210</b>	<b>1,543</b>	...	<b>26</b>	...	<b>667</b>	<b>20</b>	...	...	...	<b>31</b>
<b>III.—SERVICE OF NATIVE AND FOREIGN STATES.</b>											
<b>6. Civil Officers.</b>											
20 Chiefs and officers ... ..	11	2	...	...	...	9	2	...	...	...	9
21 Clerical establishment ... ..	5	2	...	...	...	3	...	...	...	...	...
22 Menials and unspecified ... ..	151	58	...	...	...	93	58	...	...	...	93
<b>Total 6. Civil officers ... ..</b>	<b>167</b>	<b>62</b>	...	...	...	<b>105</b>	<b>60</b>	...	...	...	<b>102</b>
<b>TOTAL III.—SERVICE OF NATIVE AND FOREIGN STATES ... ..</b>	<b>167</b>	<b>62</b>	...	...	...	<b>105</b>	<b>60</b>	...	...	...	<b>102</b>
<b>Total A.—Government ... ..</b>	<b>6,295</b>	<b>3,169</b>	...	<b>75</b>	...	<b>3,126</b>	<b>1,055</b>	...	<b>16</b>	...	<b>1,891</b>



XV.

Livelihood.—Urban population.

NASIRABAD.					KEKRI.					BEAWAR.				
ACTUAL WORKERS.				DEPEN- DENTS.	ACTUAL WORKERS.				DEPEN- DENTS.	ACTUAL WORKERS.				DEPEN- DENTS.
Total.		Partially agriculturists.			Total.		Partially agriculturists.			Total.		Partially agriculturists.		
Males.	Females.	Males.	Females.	Both sexes.	Males.	Females.	Males.	Females.	Both sexes.	Males.	Females.	Males.	Females.	Both sexes.
13	14	15	16	17	18	19	20	21	22	23	24	25	26	27
...	...	...	...	1	1	...	...	...	1	2	...	...	...	4
18	...	...	...	38	15	...	...	...	5	29	...	4	...	49
240	...	...	...	113	29	...	...	...	21	96	...	17	...	121
258	...	...	...	152	45	...	...	...	27	127	...	21	...	174
1	...	...	...	3	...	...	...	...	...	...	...	...	...	...
8	...	...	...	35	3	...	...	...	4	9	...	2	...	8
19	...	...	...	87	17	...	...	...	11	48	...	2	...	19
28	...	...	...	125	20	...	...	...	18	57	...	4	...	27
4	...	...	...	11	7	...	...	...	4	10	...	6	...	42
...	...	...	...	...	...	...	...	...	...	24	...	2	...	16
4	...	...	...	11	7	...	...	...	4	43	...	8	...	58
290	...	...	...	288	72	...	...	...	49	227	...	33	...	259
2	...	...	...	11	...	...	...	...	...	1	...	1	...	...
1,193	...	...	...	297	...	...	...	...	...	30	...	25	...	8
273	...	...	...	302	...	...	...	...	...	3	...	...	...	...
3	...	...	...	14	1	...	...	...	1	...	...	...	...	...
15	...	...	...	3	...	...	...	...	...	...	...	...	...	...
1,438	...	...	...	627	1	...	...	...	1	34	...	26	...	8
1,438	...	...	...	627	1	...	...	...	1	34	...	26	...	8
...	...	...	...	...	...	...	...	...	...	...	...	...	...	...
2	...	...	...	3	...	...	...	...	...	...	...	...	...	...
...	...	...	...	...	...	...	...	...	...	...	...	...	...	...
2	...	...	...	3	...	...	...	...	...	...	...	...	...	...
2	...	...	...	3	...	...	...	...	...	...	...	...	...	...
1,780	...	...	...	918	73	...	...	...	50	261	...	59	...	267

TABLE  
Occupation or

Occupation or means of Livelihood.	URBAN POPULATION OF AJMER-MERWARA.						AJMER.				
	TOTAL WORKERS AND DEPENDENTS.	ACTUAL WORKERS.				DEPENDENTS.	ACTUAL WORKERS.				DEPENDENTS.
		Total.		Partially agricultur.sts.			Total.		Partially agriculturists.		
		Both sexes.	Males.	Females.	Males.		Females.	Both sexes.	Males.	Females.	
1	2	3	4	5	6	7	8	9	10	11	12
<b>B.—Pasture and Agriculture.</b>											
<b>IV.—PROVISION AND CARE OF ANIMALS.</b>											
<b>8. Stock Breeding and Dealing.</b>											
25 Horse, mule, and ass breeders, dealers and attendants ...	56	21	...	...	...	35	19	...	...	...	30
26 Cattle breeders and dealers, and commissariat farm establishment ...	429	148	28	...	...	253	17	17	...	...	63
27 Herdsmen ...	466	112	79	...	5	...	273	19	15	2	153
29 Camel breeders, dealers and attendants ...	68	24	1	...	...	43	4	...	...	...	6
30 Sheep and goat breeders and dealers ...	353	143	4	...	...	206	55	...	...	...	95
31 Shepherds and goatherds ...	504	210	26	...	13	...	268	94	12	...	154
32 Pig breeders and dealers, and swineherds ...	116	23	20	...	...	68	12	14	...	...	39
Total 8. Stock Breeding and Dealing ...	1,992	686	158	18	...	1,148	220	58	2	...	545
<b>9. Training and Care of Animals.</b>											
33 Veterinary Surgeons, farriers &c.	56	28	...	...	...	28	17	...	...	...	17
34 Horse and elephant trainers, &c.	15	9	...	...	...	6	9	...	...	...	6
Total 9. Training and Care of Animals ...	71	37	...	...	...	34	26	...	...	...	23
TOTAL IV.—PROVISION AND CARE OF ANIMALS ...	2,063	723	158	18	...	1,182	246	58	2	...	568
<b>V.—AGRICULTURE.</b>											
<b>10. Landholders and Tenants.</b>											
36 (a) Zamindar ...	2,720	550	385	...	...	1,794	268	79	...	...	209
(b) Istimruddar ...	113	64	...	...	...	71	17	5	...	...	39
(c) Mauldar ...	410	161	32	...	...	226	50	28	...	...	80
(d) Jagirdar ...	262	52	56	...	...	154	52	56	...	...	154
37 (a) Kashiukar Maurusi ...	3,819	618	824	...	...	2,377	129	44	...	...	138
(b) Biswalar ...	1,269	102	292	...	...	875	103	117	...	...	220
(c) Taba Marzi ...	2,205	685	528	...	...	992	249	170	...	...	368
(d) Shukmi ...	1,013	187	323	...	...	498	43	188	...	...	181
Total 10 Landholders and Tenants ...	11,859	2,419	2,450	...	...	6,990	913	687	...	...	1,389
<b>11.—Agricultural Labourers.</b>											
38 Farm servants ...	601	226	1	...	...	374	60	...	...	...	227
39 Field labourers ...	7,595	466	1,859	...	21	...	5,274	295	1,426	21	4,553
Total 11. Agricultural Labourers ...	8,196	692	1,860	21	...	5,644	355	1,426	21	...	4,782
<b>12. Growers of Special Products.</b>											
52 Fruits and vegetable growers ...	241	83	9	3	...	149	45	...	...	...	99
Total 12. Growers of Special Products ...	241	83	9	3	...	149	45	...	...	...	99

XV.

Means of Livelihood.—Urban population.

NASIRABAD.					KEKRI.					BEAWAR.				
ACTUAL WORKERS.				DEPEN- DENTS.	ACTUAL WORKERS.				DEPEN- DENTS.	ACTUAL WORKERS.				DEPEN- DENTS.
Total.		Partially agriculturists.			Total.		Partially agriculturists.			Total.		Partially agriculturists.		
Males.	Females.	Males.	Females.	Both sexes.	Males.	Females.	Males.	Females.	Both sexes.	Males.	Females.	Males.	Females.	Both sexes.
13	14	15	16	17	18	19	20	21	22	23	24	25	26	27
...	...	...	...	...	...	...	...	...	...	2	...	...	...	5
104	...	...	...	123	9	7	...	...	30	18	4	...	...	29
22	27	...	...	66	57	21	...	...	37	14	16	3	...	17
10	...	...	...	9	...	...	...	...	...	10	1	...	...	28
74	...	...	...	103	4	1	...	...	2	10	3	...	...	6
69	...	...	...	86	9	3	...	...	15	38	11	13	...	13
8	4	...	...	24	8	2	...	...	5	...	...	...	...	...
287	31	...	...	416	87	34	...	...	89	92	35	16	...	98
11	...	...	...	11	...	...	...	...	...	...	...	...	...	...
11	...	...	...	11	...	...	...	...	...	...	...	...	...	...
298	31	...	...	427	87	34	...	...	89	92	35	16	...	98
...	23	...	...	202	47	71	...	...	254	235	212	...	...	1,129
47	...	...	...	35	...	...	...	...	...	...	...	...	...	...
94	...	...	...	115	17	4	...	...	31	...	...	...	...	...
5	391	...	...	1,177	220	172	...	...	383	264	217	...	...	679
...	175	...	...	655	...	...	...	...	...	...	...	...	...	...
117	...	...	...	133	228	258	...	...	149	91	98	...	...	342
...	84	...	...	235	97	16	...	...	40	44	10	...	...	42
268	673	...	...	2,552	609	552	...	...	857	634	538	...	...	2,192
60	1	...	...	98	95	...	...	...	34	11	...	...	...	15
51	353	...	...	468	99	75	...	...	94	21	5	...	...	153
111	354	...	...	566	194	75	...	...	128	32	5	...	...	168
16	9	...	...	31	9	...	...	...	7	13	...	3	...	12
16	9	...	...	31	9	...	...	...	7	13	...	3	...	12

TABLE  
Occupation or Means of

Occupation or means of Livelihood.	URBAN POPULATION OF AJMER-MERWARA.						AJMER.				
	TOTAL WORKERS AND DEPENDENTS.	ACTUAL WORKERS.				DEPENDENTS.	ACTUAL WORKERS.				DEPENDENTS.
		Total.		Partially agriculturists.			Total.		Partially agriculturists.		
	Both sexes.	Males.	Females.	Males.	Females.	Both sexes.	Males.	Females.	Males.	Females.	Both sexes.
1	2	3	4	5	6	7	8	9	10	11	12
<b>B.—Pasture and Agriculture.</b>											
<i>—(Concluded).</i>											
13. <i>Agricultural Training and Supervision and Forests.</i>											
57 Clerks, bailiffs, petty rent collectors, &c. ... ..	561	130	2	5	...	432	82	...	5	...	340
58 Forest officers ... ..	9	3	...	...	...	6	3	...	...	...	6
59 Forest rangers, guards, peons, ...	64	28	...	...	...	36	28	...	...	...	36
Total 13. Agricultural Training and Supervision and Forests ...	637	161	2	5	...	474	113	...	5	...	382
TOTAL V.—AGRICULTURE ...	20,933	3,355	4,321	29	...	13,257	1,426	2,113	26	...	6,652
Total B.—Pasture & Agriculture.	22,996	4,078	4,479	47	...	14,439	1,672	2,171	28	...	7,220
<b>C.—Personal Services.</b>											
VI.—PERSONAL, HOUSEHOLD AND SANITARY SERVICES.											
14. <i>Personal and Domestic Services.</i>											
60 Barbers ... ..	950	374	37	7	...	3	539	152	...	4	247
61 Cooks ... ..	1,138	391	29	2	...	2	718	254	9	...	574
62 Doorkeepers, &c. ... ..	363	138	...	5	...	...	223	39	...	5	66
63 Grooms, coachmen, dog-boys, &c.	600	317	3	6	...	...	280	163	...	6	98
64 Indoor servants ... ..	7,357	3,252	340	68	...	1	3,750	2,840	203	55	3,368
65 Washermen ... ..	842	367	165	...	...	...	370	175	116	...	264
66 Water carriers ... ..	2,092	933	235	7	...	...	924	572	187	...	657
68 Miscellaneous and unspecified... ..	297	111	18	4	...	...	168	42	...	...	84
Total 14. Personal and Domestic Services ... ..	13,639	5,823	833	99	4	6,983	4,237	520	72	...	5,358
15. <i>Non-domestic Entertainment.</i>											
69 Hotel, lodging house, bar or refreshment room keepers ...	8	3	...	...	...	5	3	...	...	...	5
70 Rest-house, sarai, bath-house, &c., owners and managers ...	115	53	1	...	...	61	42	...	...	...	41
Total 15. Non-domestic Entertainment ... ..	123	56	1	...	...	66	45	...	...	...	46
16. <i>Sanitation.</i>											
72 Sanitary officers of Government and establishment ... ..	7	2	...	...	...	5	2	...	...	...	5
73 Sanitary Inspectors, Local and Municipal ... ..	8	3	...	...	...	5	3	...	...	...	5
74 Sweepers and scavengers ... ..	1,782	702	416	7	...	664	478	226	7	...	423
Total 16. Sanitation ... ..	1,797	707	416	7	...	674	482	226	7	...	433
TOTAL VI.—PERSONAL, HOUSEHOLD AND SANITARY SERVICES,	15,559	6,586	1,250	106	4	7,723	4,765	746	79	...	5,887
Total C. Personal Services ... ..	15,559	6,586	1,250	106	4	7,723	4,765	746	79	...	5,837
<b>D.—Preparation and supply of material Substances.</b>											
VII.—Food drink and stimulants.											
17. <i>Provision of Animal Food.</i>											
78 Butchers and slaughterers ...	617	227	24	...	...	360	109	0	...	...	169
78 Cow and buffalo keepers and milk and butter sellers ...	536	209	31	...	...	246	86	34	...	...	123
79 Fishermen and fish curers ...	32	16	...	...	...	16	8	...	...	...	11
80 Fish dealers ... ..	92	35	5	...	...	52	11	5	...	...	23
81 Fowl and egg dealers ... ..	81	24	12	...	...	45	5	12	...	...	25
82 <i>Ghi</i> preparers and sellers ... ..	100	4	...	...	...	51	41	...	...	...	31
Total 17. Provision of Animal Food ... ..	1,458	560	122	...	...	776	260	57	...	...	382

XV.

Livelihood.—Urban population.

NASIRABAD.					KEKRI.					BEAWAR.				
ACTUAL WORKERS.				DEPEN- DENTS.	ACTUAL WORKERS.				DEPEN- DENTS.	ACTUAL WORKERS.				DEPEN- DENTS.
Total.		Partially agriculturists.			Total.		Partially agriculturists.			Total.		Partially agriculturists.		
Males.	Females.	Males.	Females.	Both sexes.	Males.	Females.	Males.	Females.	Both sexes.	Males.	Females.	Males.	Females.	Both sexes.
13	14	15	16	17	18	19	20	21	22	23	24	25	26	27
13	...	...	...	7	21	...	...	...	40	14	2	...	...	45
...	...	...	...	...	...	...	...	...	...	...	...	...	...	...
...	...	...	...	...	...	...	...	...	...	...	...	...	...	...
13	...	...	...	7	21	...	...	...	40	14	2	...	...	45
403	1,036	...	...	3,156	833	627	...	...	1,032	693	545	3	...	2,417
701	1,067	...	...	3,583	920	661	...	...	1,121	785	580	19	...	2,515
...	...	...	...	...	...	...	...	...	...	...	...	...	...	...
91	13	...	...	171	22	10	3	3	29	109	14	...	...	92
102	4	...	...	103	4	1	...	...	3	31	15	...	...	38
99	...	...	...	159	...	...	...	...	...	...	...	...	...	...
126	3	...	...	160	10	...	...	...	6	18	...	...	...	16
253	37	...	...	302	51	74	...	...	25	106	27	13	1	64
79	9	...	...	68	9	2	...	...	9	44	38	...	...	31
198	21	4	...	159	20	9	...	...	15	143	18	3	...	93
...	3	...	...	4	1	2	...	...	3	68	13	4	...	77
950	90	4	...	1,124	117	98	3	3	90	519	125	20	1	411
...	...	...	...	...	...	...	...	...	...	...	...	...	...	...
2	...	...	...	3	2	1	...	...	2	7	...	...	...	15
2	...	...	...	3	2	1	...	...	2	7	...	...	...	15
...	...	...	...	...	...	...	...	...	...	...	...	...	...	...
...	...	...	...	...	...	...	...	...	...	...	...	...	...	...
138	63	...	...	163	37	24	...	...	31	49	101	...	...	47
138	65	...	...	163	37	24	...	...	31	49	101	...	...	47
1,090	155	4	...	1,290	156	123	3	3	123	575	226	20	1	473
1,090	155	4	...	1,290	156	123	3	3	123	575	226	20	1	473
...	...	...	...	...	...	...	...	...	...	...	...	...	...	...
18	...	...	...	105	22	...	...	...	11	78	18	...	...	81
93	5	...	...	78	6	4	...	...	3	22	38	...	...	42
3	...	...	...	2	...	...	...	...	...	5	...	...	...	3
7	...	...	...	11	8	...	...	...	7	9	...	...	...	11
13	...	...	...	13	2	...	...	...	...	4	...	...	...	7
2	...	...	...	7	4	...	...	...	10	2	...	...	...	3
138	5	...	...	216	42	4	...	...	31	120	56	...	...	147

TABLE  
Occupation or Means of

Occupation or means of Livelihood.	URBAN POPULATION OF AJMER-MERWARA.						AJMER.				
	TOTAL WORKERS AND DEPENDENTS.	ACTUAL WORKERS.				DEPENDENTS.	ACTUAL WORKERS.				DEPENDENTS.
		Total.		Partially agriculturists.			Total.		Partially agriculturists.		
	Both sexes.	Males.	Females.	Males.	Females.	Both sexes.	Males.	Females.	Males.	Females.	Both sexes.
1	2	3	4	5	6	7	8	9	10	11	12
<b>D.—Preparation and Supply of Material Substances.—</b>											
<i>(Continued).</i>											
<b>VII.—FOOD DRINK AND STIMULANTS</b>											
<i>—(Concluded).</i>											
<b>18.—Provision of Vegetable Food.</b>											
95 Bakers ... ..	114	47	...	...	...	67	35	...	...	...	54
96 Flour grinders ... ..	613	15	339	...	...	259	10	182	...	...	203
97 Grain and pulse dealers ... ..	582	211	8	...	...	363	43	...	...	8	122
98 Grain parchers ... ..	307	113	26	...	...	168	72	...	...	...	123
99 Makers of sugar, molasses and gur by hand ... ..	30	19	...	...	...	11	15	...	...	...	7
100 Oil pressers ... ..	1,117	439	73	...	54	7	635	207	16	32	254
101 Oil sellers... ..	370	138	37	...	...	...	195	103	27	...	137
103 Sweetmeat makers ... ..	553	303	33	...	...	...	229	250	20	...	157
104 Sweetmeat sellers ... ..	604	278	5	...	...	...	321	89	...	...	108
105 Vegetable and fruit sellers ... ..	525	150	57	...	4	1	313	75	33	...	124
106 Miscellaneous ... ..	294	44	...	...	...	...	250	...	...	...	...
Total 18. Provision of Vegetable Food ... ..	5,151	1,757	578	69	8	2,816	959	278	43	...	1,259
<b>19.—Provision of Drink, Condiments and Stimulants.</b>											
107 Aerated water factories: owners, managers and superior staff ... ..	6	2	...	...	...	4	2	...	...	...	4
108 Aerated water factories: workmen and other subordinates ... ..	65	23	...	...	...	43	22	...	...	...	43
112 Distilleries: operatives and other subordinates ... ..	202	122	...	...	...	80	118	...	...	...	72
123 Cardamom, betel leaf, and areca nut sellers ... ..	301	133	19	...	...	149	97	12	...	...	114
124 Grocers and general condiment dealers ... ..	2,193	909	108	...	10	8	1,176	611	63	10	3
126 Opium, <i>hang, ganja, &amp;c.</i> , sellers ... ..	206	87	...	...	...	...	119	70	...	...	99
128 Salt sellers ... ..	203	44	13	...	...	...	146	13	...	...	47
130 Tobacco and snuff sellers ... ..	702	336	20	...	...	...	340	267	10	...	254
132 Toddy sellers ... ..	43	15	...	...	...	...	28	15	...	...	28
133 Wine and spirit distillers ... ..	19	12	...	...	...	...	7	12	...	...	7
131 Wine and spirit sellers ... ..	63	21	...	...	...	...	42	13	...	...	21
135 Miscellaneous ... ..	81	17	...	...	...	...	64	12	...	...	58
Total 19. Provision of Drink, Condiments and Stimulants ... ..	4,084	1,720	160	10	8	2,204	1,252	91	10	3	1,349
TOTAL VII.—FOOD DRINK AND STIMULANTS ... ..	10,693	4,037	860	79	16	5,796	2,471	426	53	3	3,020
<b>VIII.—LIGHT, FIRING AND FORAGE.</b>											
<b>20. Lighting.</b>											
143 Pressers of vegetable oil for lighting ... ..	18	15	...	...	...	...	3	15	...	...	3
144 Sellers of vegetable oil for lighting ... ..	39	19	...	...	...	...	...	...	...	...	11
145 Match, candle, torch, lamp, lantern makers and sellers, &c. ... ..	29	16	...	...	...	...	13	9	...	...	5
Total 20. Lighting ... ..	77	50	...	...	...	27	43	...	...	...	19
<b>21. Fuel and Forage.</b>											
149 Hay, grass and fodder sellers ... ..	571	192	108	...	...	...	271	116	31	...	166
150 Firewood charcoal and cowdung sellers ... ..	701	238	36	...	...	...	427	110	7	...	204
Total 21. Fuel and Forage ... ..	1,272	430	144	...	...	698	226	38	...	...	370
TOTAL VIII.—Light, Firing and Forage ... ..	1,349	430	144	...	...	724	269	33	...	...	339

XV.

Livelihood.—Urban population.

NASIRABAD.					KEKRI.					BEAWAR.				
ACTUAL WORKERS.				DEPEN- DENTS.	ACTUAL WORKERS.				DEPEN- DENTS.	ACTUAL WORKERS.				DEPEN- DENTS.
Total.		Partially agriculturists.			Total.		Partially agriculturists.			Total.		Partially agriculturists.		
Males.	Females.	Males.	Females.	Both sexes.	Males.	Females.	Males.	Females.	Both sexes.	Males.	Females.	Males.	Females.	Both sexes.
13	14	15	16	17	18	19	20	21	22	23	24	25	26	27
8	...	...	...	6	...	...	...	...	...	4	...	...	...	7
...	54	...	...	13	...	...	...	...	...	3	...	...	...	37
94	6	...	...	174	18	...	...	...	21	56	2	...	...	46
14	12	...	...	26	18	7	...	...	6	9	7	...	...	13
1	...	...	...	...	...	...	...	...	...	3	...	...	...	4
34	17	...	7	74	19	7	5	...	20	119	33	17	...	237
8	3	...	...	99	14	5	...	...	12	13	2	...	...	17
41	6	...	...	46	12	7	...	...	26	...	...	...	...	...
87	...	...	...	99	4	...	...	...	5	98	5	...	...	109
19	2	...	...	21	24	15	4	1	26	32	7	...	...	147
23	...	...	...	127	...	...	...	...	...	21	...	...	...	123
329	100	...	7	615	111	47	9	1	122	358	153	17	...	790
...	...	...	...	...	...	...	...	...	...	...	...	...	...	...
...	...	...	...	...	...	...	...	...	...	...	...	...	...	...
2	...	...	...	3	...	...	...	...	...	2	...	...	...	5
9	...	...	...	10	11	4	...	...	13	16	3	...	...	12
179	18	...	5	252	18	7	...	...	31	101	20	...	...	291
1	...	...	...	7	3	...	...	...	5	13	...	...	...	8
...	...	...	...	...	10	4	...	...	20	15	9	...	...	79
19	3	...	...	46	4	1	...	...	8	46	...	...	...	38
...	...	...	...	...	...	...	...	...	...	...	...	...	...	...
...	...	...	...	...	...	...	...	...	...	...	...	...	...	...
5	...	...	...	6	...	...	...	...	14	4	...	...	...	7
...	...	...	...	...	...	...	...	...	...	...	...	...	...	...
215	21	...	5	324	56	16	...	...	91	197	32	...	...	440
682	126	...	12	1,155	209	67	9	1	244	675	241	17	...	1,877
...	...	...	...	...	...	...	...	...	...	...	...	...	...	...
...	...	...	...	...	...	...	...	...	...	...	...	...	...	...
...	...	...	...	...	2	...	...	...	...	5	...	...	...	8
...	...	...	...	...	2	...	...	...	...	5	...	...	...	8
...	...	...	...	...	...	...	...	...	...	...	...	...	...	...
22	15	...	...	22	5	4	...	...	16	49	5	...	...	67
23	27	...	...	57	9	...	...	...	11	96	2	...	...	155
45	42	...	...	79	14	4	...	...	27	145	60	...	...	222
45	42	...	...	79	16	4	...	...	27	150	60	...	...	230

TABLE  
Occupation or Means of

Occupation or means of Livelihood.	URBAN POPULATION OF AJMER-MERWARA.						AJMER.				
	TOTAL WORKERS AND DEPENDENTS.	ACTUAL WORKERS.				DEPENDENTS.	ACTUAL WORKERS.				DEPENDENTS.
		Total.		Partially agriculturists.			Total.		Partially agriculturists.		
		Both sexes.	Males.	Females.	Males.		Females.	Both sexes.	Males.	Females.	
1	2	3	4	5	6	7	8	9	10	11	12
<b>D.—Preparation and supply of Material Substances.—</b>											
<i>(Continued).</i>											
<b>IX.—BUILDINGS.</b>											
<b>22. Building Materials.</b>											
155 Brick and tile makers ... ..	113	29	12	...	...	72	11	5	...	...	34
156 Brick and tile sellers ... ..	23	13	...	...	...	10	9	...	...	...	7
157 Lime, chunam and shell burners	117	46	1	...	...	70	33	...	...	...	49
158 Lime, chunam and shell sellers	139	52	9	...	...	78	48	9	...	...	69
159 Thatch dealers ... ..	32	12	...	...	...	20	9	...	...	...	9
<b>Total 22. Building Material...</b>	<b>424</b>	<b>152</b>	<b>22</b>	...	...	<b>250</b>	<b>110</b>	<b>14</b>	...	...	<b>168</b>
<b>23. Artificers in Building.</b>											
162 Building contractors ... ..	92	32	...	...	...	68	24	...	...	...	55
163 Masons and builders ... ..	1,153	536	5	...	...	612	268	...	...	...	343
164 Painters, plumbers and glaziers	470	248	...	...	...	222	243	...	...	...	216
165 Thatchers ... ..	117	36	...	...	...	81	26	...	...	...	56
166 Stone and marble workers ...	145	74	2	...	...	69	46	...	...	...	22
<b>Total 23. Artificers in Building.</b>	<b>1,983</b>	<b>926</b>	<b>7</b>	...	...	<b>1,050</b>	<b>607</b>	...	...	...	<b>692</b>
<b>TOTAL IX.—BUILDINGS ...</b>	<b>2,407</b>	<b>1,078</b>	<b>29</b>	...	...	<b>1,300</b>	<b>717</b>	<b>14</b>	...	...	<b>860</b>
<b>X.—VEHICLES AND VESSELS.</b>											
<b>25. Carts, Carriages, &amp;c.</b>											
171 Cart and carriage makers ... ..	19	16	...	...	...	3	11	...	...	...	2
172 Cart and carriage sellers ... ..	7	4	...	...	...	3	4	...	...	...	3
173 Painters of carriages, &c. ...	42	22	...	...	...	20	13	...	...	...	7
174 Palki, dandi, rickshaw makers and sellers ... ..	5	5	...	...	...	...	5	...	...	...	...
<b>Total 25. Carts, Carriages, &amp;c.</b>	<b>73</b>	<b>47</b>	...	...	...	<b>26</b>	<b>33</b>	...	...	...	<b>12</b>
<b>TOTAL X.—VEHICLES AND VESSELS</b>	<b>73</b>	<b>47</b>	...	...	...	<b>26</b>	<b>33</b>	...	...	...	<b>12</b>
<b>XI.—SUPPLEMENTARY REQUIREMENTS.</b>											
<b>27. Paper.</b>											
181 Paper makers and sellers, and palm leaf binders ... ..	44	17	...	...	...	27	6	...	...	...	2
<b>Total 27. Paper ...</b>	<b>44</b>	<b>17</b>	...	...	...	<b>27</b>	<b>6</b>	...	...	...	<b>2</b>
<b>28. Books and Prints.</b>											
183 Printing presses: owners, managers and superior staff ...	25	9	1	...	...	15	7	1	...	...	11
184 Printing presses: workmen and other subordinates ... ..	183	86	...	...	...	97	70	...	...	...	90
186 Book binders ... ..	91	31	...	...	...	56	21	...	...	...	31
187 Book sellers, book agents and publishers ... ..	23	9	...	...	...	14	6	...	...	...	8
180 Print and picture dealers ...	10	7	...	...	...	3	7	...	...	...	3
<b>Total 28. Books and Prints ...</b>	<b>335</b>	<b>140</b>	<b>1</b>	...	...	<b>185</b>	<b>111</b>	<b>1</b>	...	...	<b>143</b>
<b>29. Watches, Clocks and Scientific Instruments.</b>											
190 Watch and clock makers ... ..	73	21	...	...	...	50	13	...	...	...	27
192 Photographic apparatus dealers,	13	7	...	...	...	6	5	...	...	...	1
193 Other scientific instrument makers, menders and sellers,	31	4	...	...	...	26	4	...	...	...	26
<b>Total 29. Watches, Clocks and Scientific Instruments...</b>	<b>116</b>	<b>32</b>	...	...	...	<b>82</b>	<b>22</b>	...	...	...	<b>54</b>



XV.

Livelihood.—Urban population.

NASIRABAD.					KEKRI.					BEAWAR.				
ACTUAL WORKERS.				DEPEN- DENTS.	ACTUAL WORKERS.				DEPEN- DENTS.	ACTUAL WORKERS.				DEPEN- DENTS.
Total.		Partially agriculturists.			Total.		Partially agriculturists.			Total.		Partially agriculturists.		
Males.	Females.	Males.	Females.	Both sexes.	Males.	Females.	Males.	Females.	Both sexes.	Males.	Females.	Males.	Females.	Both sexes.
13	14	15	16	17	18	19	20	21	22	23	24	25	26	27
8	3	...	...	22	10	4	...	...	10	...	...	...	...	...
4	...	...	...	3	...	...	...	...	...	...	...	...	...	...
9	...	...	...	11	4	1	...	...	10	...	...	...	...	...
...	...	...	...	...	3	...	...	...	11	4	...	...	...	9
...	...	...	...	...	...	...	...	...	...	...	...	...	...	...
21	3	...	...	36	17	5	...	...	37	4	...	...	...	9
6	...	...	...	5	...	...	...	...	...	2	...	...	...	6
138	5	...	...	192	21	...	...	...	13	39	...	...	...	64
5	...	...	...	6	...	...	...	...	...	...	...	...	...	...
6	...	...	...	7	4	...	...	...	18	...	...	...	...	...
12	...	...	...	17	2	...	...	...	8	14	2	...	...	22
187	5	...	...	227	27	...	...	...	39	105	2	...	...	92
208	8	...	...	263	44	5	...	...	76	109	2	...	...	101
...	...	...	...	...	...	...	...	...	...	...	...	...	...	...
1	...	...	...	1	...	...	...	...	...	4	...	...	...	...
...	...	...	...	...	...	...	...	...	...	9	...	...	...	13
...	...	...	...	...	...	...	...	...	...	...	...	...	...	...
1	...	...	...	1	...	...	...	...	...	18	...	...	...	13
1	...	...	...	1	...	...	...	...	...	18	...	...	...	12
...	...	...	...	...	3	...	...	...	11	8	...	...	...	14
...	...	...	...	...	8	...	...	...	11	8	...	...	...	14
...	...	...	...	...	...	...	...	...	...	2	...	...	...	4
...	...	...	...	...	...	...	...	...	...	16	...	...	...	7
1	...	...	...	5	4	...	...	...	7	12	...	...	...	13
...	...	...	...	...	...	...	...	...	...	3	...	...	...	6
...	...	...	...	...	...	...	...	...	...	...	...	...	...	...
1	...	...	...	5	4	...	...	...	7	33	...	...	...	30
5	...	...	...	3	2	...	...	...	15	3	...	...	...	6
...	...	...	...	...	...	...	...	...	...	2	...	...	...	5
...	...	...	...	...	...	...	...	...	...	...	...	...	...	...
5	...	...	...	2	2	...	...	...	15	5	...	...	...	11

TABLE  
Occupation or Means of

Occupation or means of Livelihood.	URBAN POPULATION OF AJMER-MERWARA.						AJMER.				
	TOTAL WORK- ERS AND DEPEN- DENTS.	ACTUAL WORKERS.				DEPEN- DENTS.	ACTUAL WORKERS.				DEPEN- DENTS.
		Total.		Partially agriculturists.			Total.		Partially agriculturists.		
	Both sexes.	Males.	Females.	Males.	Females.	Both sexes.	Males.	Females.	Males.	Females.	Both sexes.
1	2	3	4	5	6	7	8	9	10	11	12
<b>D.— Preparation and Supply of Material Substances.—</b> <i>(Continued).</i>											
<b>XI.—SUPPLEMENTARY REQUIREMENTS.—</b> <i>(Continued).</i>											
<b>30. Carving and Engraving.</b>											
194 Wood and ebony carvers ...	39	8	...	...	...	31	8	...	...	...	31
197 Turners and lacquerers ...	187	89	...	...	...	98	71	...	...	...	61
<b>Total 30. Carving and Engraving,</b>	<b>226</b>	<b>97</b>	...	...	...	<b>129</b>	<b>79</b>	...	...	...	<b>92</b>
<b>31. Toys and Curiosities.</b>											
202 Toy, kite and cage makers and sellers ...	142	44	11	...	...	87	38	7	...	...	68
203 Hukka-stem makers and sellers,	76	27	1	...	...	48	14	...	...	...	25
<b>Total 31. Toys and Curiosities ...</b>	<b>218</b>	<b>71</b>	<b>12</b>	...	...	<b>135</b>	<b>52</b>	<b>7</b>	...	...	<b>93</b>
<b>32. Music and Musical Instruments</b>											
207 Music and musical instrument sellers ...	16	7	...	...	...	9	4	...	...	...	5
<b>Total 32. Music and Musical Instruments ...</b>	<b>16</b>	<b>7</b>	...	...	...	<b>9</b>	<b>4</b>	...	...	...	<b>5</b>
<b>33. Bangles, Necklaces, Brads and Sacred Threads, &amp;c.</b>											
208 Makers of bangles other than glass ...	213	75	27	5	1	111	31	18	5	1	47
209 Sellers of bangles other than glass ...	198	66	44	...	...	88	48	26	...	...	48
214 Rotary, bead and necklace makers ..	153	40	8	5	...	105	26	4	5	...	66
<b>Total 33. Bangles, Necklaces, Beads, Sacred Threads, &amp;c...</b>	<b>564</b>	<b>181</b>	<b>79</b>	<b>10</b>	<b>1</b>	<b>304</b>	<b>105</b>	<b>48</b>	<b>10</b>	<b>1</b>	<b>161</b>
<b>34. Furniture.</b>											
221 Furniture sellers ...	50	16	...	...	...	34	11	...	...	...	21
<b>Total 34. Furniture ...</b>	<b>50</b>	<b>16</b>	...	...	...	<b>34</b>	<b>11</b>	...	...	...	<b>21</b>
<b>35. Harness.</b>											
223 Saddle cloth makers, embroi- derers and sellers ...	371	171	...	...	...	200	145	...	...	...	163
224 Whip, goad and walking stick, &c., makers ...	5	2	...	...	...	3	1	...	...	...	...
<b>Total 35. Harness ...</b>	<b>376</b>	<b>173</b>	...	...	...	<b>203</b>	<b>145</b>	...	...	...	<b>163</b>
<b>36. Tools and Machinery.</b>											
227 Knife and tool makers ...	25	10	...	...	...	15	6	...	...	...	2
228 Knife and tool sellers... ..	39	17	...	...	...	22	5	...	...	...	8
229 Knife and tool grinders ..	113	47	...	...	...	66	25	...	...	...	42
230 Plough and agricultural imple- ment makers ...	3	18	...	...	...	33	3	...	...	...	1
234 Sugar press makers ...	51	2	...	...	...	1	2	...	...	...	1
<b>Total 36. Tools and Machinery ...</b>	<b>231</b>	<b>94</b>	...	...	...	<b>137</b>	<b>41</b>	...	...	...	<b>54</b>

XV.

Livelihood.—Urban population.

NASIRABAD.					KEKRI.					BEAWAR.				
ACTUAL WORKERS.				DEPN- DENTS.	ACTUAL WORKERS.				DEPN- DENTS.	ACTUAL WORKERS.				DEPN- DENTS.
Total.		Partially agriculturists.			Total.		Partially agriculturists.			Total.		Partially agriculturists.		
Males.	Females.	Males.	Females.	Both sexes.	Males.	Females.	Males.	Females.	Both sexes.	Males.	Females.	Males.	Females.	Both sexes.
13	14	15	16	17	18	19	20	21	22	23	24	25	26	27
...	...	...	...	...	...	...	...	...	...	...	...	...	...	...
...	...	...	...	...	3	...	...	...	8	15	...	...	...	29
...	...	...	...	...	3	...	...	...	8	15	...	...	...	29
...	...	...	...	3	2	...	...	...	7	4	...	...	...	9
2	4	...	...	...	2	1	...	...	7	9	...	...	...	16
2	4	...	...	3	4	1	...	...	14	18	...	...	...	25
...	...	...	...	...	...	...	...	...	...	3	...	...	...	4
...	...	...	...	...	...	...	...	...	...	3	...	...	...	4
32	5	...	...	40	4	2	...	...	9	8	2	...	...	15
4	7	...	...	1	9	5	...	...	19	5	6	...	...	20
3	...	...	...	1	4	2	...	...	24	7	2	...	...	14
89	12	...	...	42	17	9	...	...	52	20	10	...	...	49
5	...	...	...	15	...	...	...	...	...	...	...	...	...	...
5	...	...	...	13	...	...	...	...	...	...	...	...	...	...
11	...	...	...	29	11	...	...	...	9	4	...	...	...	6
...	...	...	...	...	...	...	...	...	...	2	...	...	...	3
11	...	...	...	22	11	...	...	...	9	6	...	...	...	9
...	...	...	...	...	...	...	...	...	...	4	...	...	...	18
...	...	...	...	...	...	...	...	...	...	12	...	...	...	14
18	...	...	...	11	...	...	...	...	...	4	...	...	...	13
8	...	...	...	23	4	...	...	...	...	3	...	...	...	9
26	...	...	...	34	4	...	...	...	...	23	...	...	...	49

TABLE  
Occupation or Means of

Occupation or means of Livelihood.	URBAN POPULATION OF AJMER-MERWARA.						AJMER.				
	TOTAL WORK- ERS AND DEPEN- DENTS.	ACTUAL WORKERS.				DEPEN- DENTS.	ACTUAL WORKERS.				DEPEN- DENTS.
		Total.		Partially agriculturists.			Total.		Partially agriculturists.		
	Both sexes.	Males.	Females.	Males.	Females.	Both sexes.	Males.	Females.	Males.	Females.	Both sexes.
1	2	3	4	5	6	7	8	9	10	11	12
<b>D.—Preparation and Supply of Material Substances.—(Continued.)</b>											
<b>XI.—SUPPLEMENTARY REQUIREMENTS.—(Concluded.)</b>											
37. <i>Arms and Ammunition.</i>											
243 Gun makers, menders and sellers	44	13	...	...	...	31	13	...	...	...	31
244 Ammunition, gunpowder and firework makers	121	54	...	...	...	67	50	...	...	...	58
245 Ammunition, gunpowder and fireworks sellers	...	...	...	...	...	...	...	...	...	...	...
Total 37. Arms and Ammunition...	165	67	...	...	...	98	63	...	...	...	89
TOTAL XI.—SUPPLEMENTARY REQUIREMENTS	2,341	906	92	10	1	1,343	639	56	10	1	877
<b>XII.—TEXTILE FABRICS AND DRESS.</b>											
38. <i>Wool and Fur.</i>											
249 Shawl weavers	9	6	...	...	...	3	6	...	...	...	3
254 Dealers in woollen goods, fur and feathers	19	5	...	...	...	14	3	...	...	...	14
Total 38. Wool and Fur	28	11	...	...	...	17	9	...	...	...	17
40. <i>Cotton.</i>											
263 Cotton ginning, cleaning, and pressing mills: owners, managers and superior staff	19	8	...	...	...	11	...	...	...	...	...
264 Cotton ginning, cleaning, and pressing mills: operatives and other subordinatcs	1,782	903	143	...	...	736	...	...	...	...	...
267 Cotton spinning, weaving and other mills: owners, managers and superior staff	11	4	...	...	...	7	...	...	...	...	...
268 Cotton spinning, weaving and other mills: operatives and other subordinatcs	710	320	105	7	...	285	...	...	...	...	...
271 Cotton cleaners, pressers and ginners	354	114	40	14	2	200	72	11	13	2	158
272 Cotton weavers: hand industry,	2,649	1,420	241	22	1	988	744	140	...	...	555
273 Cotton carpet and rug makers,	54	27	...	...	...	27	12	...	...	...	4
274 Cotton carpet and rug sellers	68	29	...	...	...	39	...	...	...	...	...
275 Cotton spinners	670	2	391	...	9	277	...	230	...	...	161
276 Cotton yarn and thread sellers,	148	33	3	...	...	112	19	3	...	...	71
277 Calenders, fullers and printers,	344	98	9	...	...	227	32	...	...	...	143
278 Cotton dyers	729	356	...	...	...	373	356	...	...	...	373
281 Tent makers	7	3	...	...	...	4	3	...	...	...	4
Total 40. Cotton	7,535	3,317	932	43	12	3,286	1,238	384	13	2	1,469
41. <i>Jute, Hemp, Flax, Coir, &amp;c.</i>	247	114	37	2	...	96	80	23	...	...	67
290 Rope, sacking and net makers	...	...	...	...	...	...	...	...	...	...	...
Total 41.—Jute, Hemp, Flax, Coir, &c.	247	114	37	2	...	96	80	23	...	...	67
42. <i>Dress.</i>											
301 Embroiderers and lace and muslin makers	122	87	...	...	...	35	87	...	...	...	35
303 Hatters and haberdashers	379	110	...	...	...	269	64	...	...	...	240
304 Piece-goods dealers	1,178	392	11	5	1	773	224	6	5	1	412
306 Tailors, milliners, dress-makers and darners	1,163	423	206	12	...	531	301	111	...	...	347
Total 42.—Dress	2,842	1,012	217	17	1	1,613	676	117	5	1	1,034
TOTAL XII.—TEXTILE FABRICS AND DRESS	10,652	4,454	1,186	62	13	5,012	2,003	524	18	3	2,587

XV.

Livelihood—Urban population.

NASIRABAD.					KEKRI.					BEAWAR.				
ACTUAL WORKERS.				DEPEN- DENTS.	ACTUAL WORKERS.				DEPEN- DENTS.	ACTUAL WORKERS.				DEPEN- DENTS.
Total.		Partially agriculturists.			Total.		Partially agriculturists.			Total.		Partially agriculturists.		
Males.	Females.	Males.	Females.	Both sexes.	Males.	Females.	Males.	Females.	Both sexes.	Males.	Females.	Males.	Females.	Both sexes.
13	14	15	16	17	18	19	20	21	22	23	24	25	26	27
...	...	...	...	...	...	...	...	...	...	...	...	...	...	...
...	...	...	...	...	2	...	...	...	4	2	...	...	...	5
...	...	...	...	...	2	...	...	...	4	2	...	...	...	5
89	16	...	...	121	50	10	...	...	120	128	10	...	...	225
...	...	...	...	...	...	...	...	...	...	...	...	...	...	...
2	...	...	...	...	...	...	...	...	...	...	...	...	...	...
2	...	...	...	...	...	...	...	...	...	...	...	...	...	...
...	...	...	...	...	...	...	...	...	...	8	...	...	...	11
...	...	...	...	...	24	...	...	...	43	370	143	...	...	693
...	...	...	...	...	...	...	...	...	...	4	...	...	...	7
...	...	...	...	...	...	...	...	...	...	320	105	7	...	235
21	14	...	...	20	3	10	...	...	4	18	5	1	...	18
163	56	...	...	170	168	22	11	...	124	345	23	11	...	139
...	...	...	...	...	...	...	...	...	...	15	...	...	...	23
...	...	...	...	...	...	...	...	...	...	29	...	...	...	39
...	59	...	...	9	51	2	57	...	36	...	45	...	...	29
2	...	...	...	4	4	...	...	...	4	8	...	...	...	30
...	...	...	...	...	8	7	...	...	17	58	2	...	...	67
...	...	...	...	...	...	...	...	...	...	...	...	...	...	...
186	129	...	9	248	209	96	11	1	228	1684	323	19	...	1341
6	...	...	...	5	8	5	1	...	11	20	9	1	...	13
6	...	...	...	5	8	5	1	...	11	20	9	1	...	13
...	...	...	...	...	...	...	...	...	...	...	...	...	...	...
38	...	...	...	13	8	...	...	...	16	...	...	...	...	...
112	2	...	...	134	13	...	...	...	29	38	3	...	...	201
13	...	...	...	19	61	27	12	...	35	48	68	...	...	133
163	2	...	...	166	87	27	12	...	79	86	71	...	...	334
357	181	...	9	419	304	128	24	1	318	1790	403	20	...	1688

TABLE  
Occupation or Means of

Occupation or means of Livelihood.	URBAN POPULATION OF AJMER-MERWARA.						AJMER.				
	TOTAL WORKERS AND DEPEN- DENTS.	ACTUAL WORKERS.				DEPEN- DENTS.	ACTUAL WORKERS.				DEPEN- DENTS.
		Total		Partially agriculturists.			Total		Partially agriculturists.		
		Both sexes.	Males.	Females.	Males.		Females.	Both sexes.	Males.	Females.	
1	2	3	4	5	6	7	8	9	10	11	12
<b>D.—Preparation and Supply of Material Substances.—</b>											
<i>(Continued).</i>											
<b>XIII.—METALS &amp; PRECIOUS STONES.</b>											
<b>43. Gold, Silver and Precious Stones.</b>											
312 Goldsmiths' dust washers ...	65	29	...	...	...	36	17	...	...	...	19
316 Gold and silver wire drawers and brale makers ...	385	188	...	...	...	197	188	...	...	...	197
317 Workers in gold silver and pre- cious stones ...	594	230	4	4	...	360	107	...	...	...	140
318 Dealers in gold, silver and pre- cious stones ...	102	61	...	...	...	41	50	...	...	...	26
Total 43. Gold, silver and precious stones ...	1,146	508	4	4	...	684	362	...	...	...	382
<b>44. Brass, Copper and Bell-metal.</b>											
322 Brass, copper and Bell-metal workers ...	273	192	8	...	...	163	57	7	...	...	139
323 Brass, copper and Bell-metal sellers ...	38	8	...	...	...	30	...	...	...	...	...
Total 44. Brass, Copper and Bell-metal ...	311	110	8	...	...	193	57	7	...	...	139
<b>45. Tin, Zinc, Quicksilver and Lead.</b>											
324 Workers in tin, zinc, quick- silver and lead ...	190	54	...	...	...	136	18	...	...	...	107
Total 45. Tin, zinc, quick- silver and lead ...	190	54	...	...	...	136	18	...	...	...	107
<b>46. Iron and Steel.</b>											
328 Workers in iron and hardware	859	291	...	6	...	559	184	...	...	...	276
329 Sellers of iron and hardware ...	56	24	...	...	...	32	22	...	...	...	28
Total 46. Iron and steel ...	906	315	...	6	...	591	156	...	...	...	304
Total XIII.—METALS AND PRE- CIOUS STONES ...	2,553	987	12	10	...	1,554	593	7	...	...	932
<b>XIV.—GLASS, EARTHEN AND STONE WARE.</b>											
<b>48. Earthen and Stone Ware.</b>											
336 Potters and pot and pipe-bowl makers ...	988	299	121	16	5	568	99	51	5	2	251
338 Grindstone and millstone makers and menders ...	126	25	5	...	...	96	14	5	...	...	83
339 Grindstone and millstone sellers.	46	30	...	...	...	16	28	...	...	...	7
Total 48. Earthen and Stone Ware ...	1,160	354	126	16	5	680	132	56	5	2	341
Total XIV.—GLASS EARTHEN AND STONE WARE ...	1,160	354	126	16	5	680	132	56	5	2	341

XV.

Livelihood.—Urban population.

NASIRABAD.					KEKRI.					BEAWAR.				
ACTUAL WORKERS.				DEPEN- DENTS.	ACTUAL WORKERS.				DEPEN- DENTS.	ACTUAL WORKERS.				DEPEN- DENTS.
Total.		Partially agriculturists.			Total.		Partially agriculturists.			Total.		Partially agriculturists.		
Males.	Females.	Males.	Females.	Both sexes.	Males.	Females.	Males.	Females.	Both sexes.	Males.	Females.	Males.	Females.	Both sexes.
13	14	15	16	17	18	19	20	21	22	23	24	25	26	27
2	...	...	...	2	...	...	...	...	...	10	...	...	...	15
...	...	...	...	...	...	...	...	...	...	...	...	...	...	...
63	...	...	...	93	32	...	4	...	21	28	4	...	...	106
11	...	...	...	15	...	...	...	...	...	...	...	...	...	...
76	...	...	...	110	32	...	4	...	21	38	4	...	...	121
...	...	...	...	...	4	...	...	...	7	41	1	...	...	17
8	...	...	...	30	...	...	...	...	...	...	...	...	...	...
8	...	...	...	30	4	...	...	...	7	41	1	...	...	17
18	...	...	...	18	10	...	...	...	9	8	...	...	...	2
18	...	...	...	18	10	...	...	...	9	8	...	...	...	2
58	...	...	...	92	21	...	6	...	9	78	...	...	...	182
...	...	...	...	...	...	...	...	...	...	2	...	...	...	4
58	...	...	...	92	21	...	6	...	9	80	...	...	...	186
160	...	...	...	250	67	...	10	...	46	167	5	...	...	326
23	13	...	3	88	51	41	11	...	23	135	16	...	...	206
7	...	...	...	...	4	...	...	...	13	...	...	...	...	...
...	...	...	...	...	...	...	...	...	...	2	...	...	...	9
30	13	...	3	88	55	41	11	...	36	137	16	...	...	215
30	13	...	3	88	55	41	11	...	36	137	16	...	...	215

TABLE  
Occupation or Means of

Occupation or means of Livelihood.	URBAN POPULATION OF AJMER-MERWARA.						AJMER.				
	TOTAL WORK- ERS AND DEPEN- DENTS.	ACTUAL WORKERS.				DEPEN- DENTS.	ACTUAL WORKERS.				DEPEN- DENTS.
		Total.		Partially agriculturists.			Total.		Partially agriculturists.		
	Both sexes.	Males.	Females.	Males.	Females.	Both sexes.	Males.	Females.	Males.	Females.	Both sexes.
1	2	3	4	5	6	7	8	9	10	11	12
<b>D.—Preparation and Supply of Material Substances.—(contd.)</b>											
<b>XV.—WOOD, CANE, AND LEAVES, &amp;C.</b>											
49. <i>Wood and Bamboos.</i>											
344 Carpenters ... ..	1,511	487	5	6	...	1,019	328	5	...	...	664
345 Dealers in timber and bamboos	29	7	...	...	...	22	5	...	...	...	15
346 Wood-cutters and sawyers ...	84	36	...	3	...	48	21	...	...	...	31
Total 49. Wood and Bam- boos ... ..	1,624	530	5	9	...	1,089	354	5	...	...	710
50. <i>Cane Work, Matting and Leaves, &amp;c.</i>											
347 Baskets, mats, fans, screens, brooms, &c., makers and sellers ... ..	903	70	12	2	...	121	30	4	...	...	59
348 Comb and tooth stick makers and sellers ... ..	51	22	...	...	...	29	4	...	...	...	6
349 Leaf-plate makers and sellers...	98	48	8	1	...	42	37	4	...	...	28
Total 50. Cane Work, Matting and Leaves, &c. ... ..	352	140	20	3	...	192	71	8	...	...	93
TOTAL XV.—WOOD, CANE, AND LEAVES, &C. ... ..	1,976	670	25	12	...	1,281	425	13	...	...	803
<b>XVI.—DRUGS, GUMS, DYES, &amp;C.</b>											
51. <i>Gums, Wax, Resins and similar Forest Produce.</i>											
359 Lac sellers ... ..	210	34	6	4	...	170	6	...	...	...	3
360 Wax, honey and forest produce collectors and sellers ... ..	18	1	...	...	...	17	...	...	...	...	...
Total 51. Gums, Wax, Resins, and similar Forest Produce,	228	35	6	4	...	187	6	...	...	...	3
52. <i>Drugs, Dyes, Pigments, &amp;c.</i>											
366 Saltpetre sellers ... ..	71	19	...	...	...	52	19	...	...	...	52
369 Chemists and druggists ... ..	755	233	40	2	1	432	143	37	...	...	177
372 Soap sellers ... ..	39	17	2	...	...	20	8	...	...	...	2
374 Madder, saffron and logwood workers and dealers ... ..	42	14	...	...	...	28	14	...	...	...	28
375 Ink makers and sellers ... ..	5	4	...	...	...	1	4	...	...	...	1
377 Perfume, incense and sandal- wood sellers ... ..	114	46	1	...	...	67	32	...	...	...	45
379 Persons occupied with miscel- laneous dyes ... ..	788	345	40	8	...	403	211	9	4	...	238
Total 52. Drugs, Dyes, Pig- ments, &c. ... ..	1,814	728	83	10	1	1,003	431	46	4	...	543
TOTAL XVI.—DRUGS, GUMS, DYES, &C. ... ..	2,042	763	89	14	1	1,190	437	46	4	...	546
<b>XVII.—LEATHER, &amp;C.</b>											
53. <i>Leather, Horn and Bones.</i>											
386 Leather dyers ... ..	620	185	37	...	...	398	27	...	...	...	49
387 Shoe, boot and sandal makers...	613	269	21	...	1	323	79	...	...	...	37
388 Tanners and carriers ... ..	2,875	1,124	202	22	...	1,549	603	34	...	...	778
389 Sellers of manufactured leather goods ... ..	326	185	2	...	...	139	134	...	...	...	63



## XV.

## Livelihood.—Urban population.

NASIRABAD.					REKRI.					BEAWAR.				
ACTUAL WORKERS.				DEPEN- DENTS.	ACTUAL WORKERS.				DEPEN- DENTS.	ACTUAL WORKERS.				DEPEN- DENTS.
Total.		Partially agriculturists.			Total.		Partially agriculturists.			Total.		Partially agriculturists.		
Males.	Females.	Males.	Females.	Both sexes.	Males.	Females.	Males.	Females.	Both sexes.	Males.	Females.	Males.	Females.	Both sexes.
13	14	15	16	17	18	19	20	21	22	23	24	25	26	27
26	...	...	...	86	17	...	3	...	31	116	...	3	...	238
2	...	...	...	7	...	...	...	...	...	...	...	...	...	...
...	...	...	...	...	...	...	...	...	...	15	...	3	...	17
28	...	...	...	93	17	...	3	...	31	181	...	6	...	255
15	...	...	...	35	9	5	...	...	18	16	3	2	...	9
10	...	...	...	8	4	...	...	...	7	4	...	...	...	8
1	...	...	...	4	4	1	...	...	5	6	3	1	...	5
26	...	...	...	47	17	6	...	...	30	26	6	3	...	22
54	...	...	...	140	34	6	3	...	61	157	6	9	...	277
5	...	...	...	24	...	...	...	...	...	23	0	4	...	143
1	...	...	...	17	...	...	...	...	...	...	...	...	...	...
6	...	...	...	41	...	...	...	...	...	23	6	4	...	143
71	2	...	1	83	4	...	...	...	5	65	1	2	...	167
...	...	...	...	...	7	2	...	...	17	2	...	...	...	1
...	...	...	...	...	...	...	...	...	...	...	...	...	...	...
...	...	...	...	...	3	1	...	...	18	11	...	...	...	4
48	7	...	...	46	11	3	2	...	21	75	21	2	...	98
119	9	...	1	129	25	6	2	...	61	158	22	4	...	270
125	9	...	1	170	25	6	2	...	61	176	28	8	...	418
128	17	...	...	186	14	4	...	...	38	21	10	...	...	125
113	13	...	1	181	37	8	...	...	30	40	...	...	...	75
237	58	...	...	395	61	15	18	...	63	223	95	4	...	213
20	...	...	...	11	11	2	...	...	30	14	...	...	...	35

TABLE  
Occupation or Means of

Occupation or means of Livelihood.	URBAN POPULATION OF AJMER-MERWARA.						AJMER.				
	TOTAL WORKERS AND DEPENDENTS.	ACTUAL WORKERS.				DEPENDENTS.	ACTUAL WORKERS.				DEPENDENTS.
		Total.		Partially agriculturists.			Total.		Partially agriculturists.		
		Both sexes.	Males.	Females.	Males.		Females.	Both sexes.	Males.	Females.	
1	2	3	4	5	6	7	8	9	10	11	12
<b>D.—Preparation and Supply of Material Substances.</b>											
<i>(Concluded.)</i>											
<b>53. Leather, Horn and Bones.</b>											
<i>(Concluded.)</i>											
390 Sellers of hides, horns, bristles and bones ... ..	255	50	23	...	...	182	6	...	...	...	10
Total 53. Leather, Horn and Bones ... ..	4,689	1,813	285	22	1	2,591	849	34	...	...	937
TOTAL XVII.—LEATHER, &C. ...	4,689	1,813	285	22	1	2,591	849	34	...	...	937
Total D.—Preparation and supply of Material Substances ... ..	39,935	15,589	2,848	225	37	21,498	8,568	1,214	90	9	11,304
<b>E.—Commerce, Transport, and Storage.</b>											
<b>XVIII—COMMERCE.</b>											
<b>54. Money and Securities.</b>											
392 Bankers, money-lenders, &c. ...	705	243	18	8	...	444	45	2	6	...	205
394 Money-changers and testers ...	424	126	5	...	...	293	39	...	...	...	46
395 Bank clerks, cashiers, bill collectors, accountants, &c. ...	49	20	...	...	...	29	11	...	...	...	16
Total 54. Money and Securities ... ..	1,178	389	23	8	...	766	95	2	6	...	267
<b>55. General Merchandise.</b>											
396 General merchants ... ..	99	31	...	...	...	68	10	...	...	...	16
397 Merchants, managers, accountants, clerks, assistants &c. ...	180	55	...	...	...	134	14	...	...	...	27
Total 55. General Merchandise ... ..	288	86	...	...	...	202	24	...	...	...	43
<b>56. Dealing unspecified.</b>											
398 Shopkeepers otherwise unspecified ... ..	22	8	...	...	...	14	...	...	...	...	...
399 Shopkeepers, clerks, salesmen &c. ... ..	83	37	...	...	...	46	13	...	...	...	26
400 Shopkeepers, and money-lenders servants ... ..	714	156	...	...	...	558	107	...	...	...	530
401 Pedlars, bankers, &c. ... ..	121	70	4	...	...	47	43	3	...	...	29
Total 56. Dealing unspecified ... ..	940	271	4	...	...	665	163	3	...	...	585
<b>57. Middlemen, Brokers and Agents.</b>											
402 Brokers and agents ... ..	291	96	...	...	...	195	41	...	...	...	123
403 Auctioneers, auditors, actuaries, notaries, public, &c. ... ..	80	35	...	...	...	45	21	...	...	...	16
404 Farmers of pounds, tolls, ferries markets, &c. ... ..	41	8	...	...	...	33	8	...	...	...	33
406 Contractors for labour, emigration agents, &c. ... ..	4	3	...	...	...	1	3	...	...	...	1
407 Contractors otherwise unspecified ... ..	216	109	...	...	...	107	5	...	...	...	14
Total 57. Middlemen, Brokers, and Agents, &c. ... ..	632	251	...	...	...	381	78	...	...	...	187
TOTAL XVIII—COMMERCE...	3,038	997	27	8	...	2,014	360	5	6	...	1,082

## XV.

## Livelihood.—Urban population.

NASIRABAD.					KEKRI.					DEAWAR.				
ACTUAL WORKERS.				DEPEN- DENTS.	ACTUAL WORKERS.				DEPEN- DENTS.	ACTUAL WORKERS.				DEPEN- DENTS.
Total.		Partially agriculturists.			Total.		Partially agriculturists.			Total.		Partially agriculturists.		
Males.	Females.	Males.	Females.	Both sexes.	Males.	Females.	Males.	Females.	Both sexes.	Males.	Females.	Males.	Females.	Both sexes.
13	14	15	16	17	18	19	20	21	22	23	24	25	26	27
...	...	...	...	...	3	...	...	...	6	41	23	...	...	166
499	88	...	1	773	126	29	18	...	167	339	134	4	...	714
499	88	...	1	773	126	29	18	...	167	339	134	4	...	714
2,250	433	...	28	3,459	930	296	77	2	1,156	3,841	905	58	...	5,579
40	5	...	...	28	21	7	...	...	16	137	4	2	...	195
19	...	...	...	47	17	...	...	...	31	51	5	...	...	169
...	...	...	...	...	...	...	...	...	...	9	...	...	...	13
59	5	...	...	75	38	7	...	...	47	197	9	2	...	377
21	...	...	...	52	...	...	...	...	...	...	...	...	...	...
41	...	...	...	107	...	...	...	...	...	...	...	...	...	...
62	...	...	...	159	...	...	...	...	...	...	...	...	...	...
...	...	...	...	...	...	...	...	...	...	8	...	...	...	14
24	...	...	...	20	...	...	...	...	...	...	...	...	...	...
35	...	...	...	11	...	...	...	...	...	14	...	...	...	17
5	...	...	...	1	...	...	...	...	...	22	1	...	...	17
64	...	...	...	32	...	...	...	...	...	44	1	...	...	48
2	...	...	...	4	11	...	...	...	11	42	...	...	...	57
...	...	...	...	...	...	...	...	...	...	14	...	...	...	29
...	...	...	...	...	...	...	...	...	...	...	...	...	...	...
...	...	...	...	...	...	...	...	...	...	...	...	...	...	...
93	...	...	...	81	4	...	...	...	9	7	...	...	...	3
95	...	...	...	85	15	...	...	...	20	63	...	...	...	89
280	5	...	...	351	53	7	...	...	67	304	10	2	...	514

TABLE  
Occupation or Means of

Occupation or means of Livelihood.	URBAN POPULATION OF AJMER-MERWARA.						AJMER.				
	TOTAL WORK- ERS AND DEPEN- DENTS.	ACTUAL WORKERS.				DEPEN- DENTS.	ACTUAL WORKERS.				DEPEN- DENTS.
		Total.		Partially agriculturists.			Total.		Partially agriculturists.		
		Both sexes.	Males.	Females.	Males.		Females.	Both sexes.	Males.	Females.	
1	2	3	4	5	6	7	8	9	10	11	12
<b>E.—Commerce Transport and Storage.—(Concl'd.)</b>											
<b>XIX.—TRANSPORT AND STORAGE.</b>											
<b>58. Railway.</b>											
409 Agents, directors, managers and their assistants ...	12	3	...	...	...	9	3	...	...	...	9
410 Other administrative officials ...	15	6	...	...	...	9	6	...	...	...	9
411 Clerical staff on Railways ...	1,011	471	...	...	...	540	458	...	...	...	515
412 Station masters and assistants, inspectors, overseers, &c. ...	47	10	...	...	...	37	4	...	...	...	28
413 Guards, drivers, firemen, &c. ...	75	27	...	...	...	48	15	...	...	...	41
414 Pointsmen, shunters, porters, signallers, &c. ...	116	28	...	...	...	88	18	...	...	...	77
415 Railways, service unspecified ...	7,094	5,430	2	...	...	2,562	5,330	2	...	...	2,472
<b>Total 58. Railway ...</b>	<b>9,270</b>	<b>5,975</b>	<b>2</b>	...	...	<b>8,293</b>	<b>5,843</b>	<b>2</b>	...	...	<b>8,151</b>
<b>59. Road.</b>											
417 Cart owners and drivers, carting agents, &c. ...	517	240	12	...	...	265	48	8	...	...	64
418 Livery stable keepers, &c. ...	106	78	...	...	...	118	78	...	...	...	118
419 Drivers, stable boys, &c., not private servants ...	283	157	...	...	...	126	146	...	...	...	117
420 Palki, &c., bearers and owners ...	60	45	...	...	...	45	28	...	...	...	35
421 Pack bullock owners drivers &c. ...	359	142	...	5	...	217	46	...	...	...	95
422 Pack camel, elephant, mule, &c., owners and drivers ...	30	16	...	...	...	14	7	...	...	...	3
<b>Total 59. Road ...</b>	<b>1,475</b>	<b>678</b>	<b>12</b>	<b>5</b>	...	<b>785</b>	<b>853</b>	<b>8</b>	...	...	<b>432</b>
<b>60. Water.</b>											
429 Boat and Bargemen ...	49	6	...	...	...	43	6	...	...	...	43
<b>Total 60. Water ...</b>	<b>49</b>	<b>6</b>	...	...	...	<b>43</b>	<b>6</b>	...	...	...	<b>43</b>
<b>61. Messengers.</b>											
433 Post-office : officers and superior staff ...	31	11	...	...	...	20	8	...	...	...	13
434 Post-office : clerks, messengers, runners and other subordinates ...	190	80	...	...	...	110	52	...	...	...	71
435 Telegraph : officers and superior staff ...	6	1	...	...	...	5	1	...	...	...	5
436 Telegraph : clerks, signallers, messenger and other subordinates ...	43	24	...	...	...	19	20	...	...	...	13
438 Telephone : clerks, operators and other subordinates ...	5	3	...	...	...	2	3	...	...	...	2
<b>Total 61. Messengers ...</b>	<b>275</b>	<b>119</b>	...	...	...	<b>156</b>	<b>84</b>	...	...	...	<b>104</b>
<b>62. Storage and Weighing.</b>											
441 Porters ...	675	397	...	...	...	278	45	...	...	...	72
442 Weighman and measurers ...	144	50	...	11	...	94	35	...	11	...	67
<b>Total 62. Storage and Weighing ...</b>	<b>819</b>	<b>447</b>	...	<b>11</b>	...	<b>372</b>	<b>80</b>	...	<b>11</b>	...	<b>139</b>
<b>TOTAL XIX.—TRANSPORT AND STORAGE ...</b>	<b>11,888</b>	<b>7,225</b>	<b>14</b>	<b>16</b>	...	<b>4,649</b>	<b>6,366</b>	<b>10</b>	<b>11</b>	...	<b>3,869</b>
<b>Total E.—Commerce, Transport and Storage ...</b>	<b>14,926</b>	<b>8,222</b>	<b>41</b>	<b>24</b>	...	<b>6,663</b>	<b>6,726</b>	<b>15</b>	<b>17</b>	...	<b>4,951</b>

## XV.

## Livelihood.—Urban population.

NASIRABAD.					KEKRI.					BEAWAR.				
ACTUAL WORKERS.				DEPEN- DENTS.	ACTUAL WORKERS.				DEPEN- DENTS.	ACTUAL WORKERS.				DEPEN- DENTS.
Total.		Partially agriculturists.			Total.		Partially agriculturists.			Total.		Partially agriculturists.		
Males.	Females.	Males.	Females.	Both sexes.	Males.	Females.	Males.	Females.	Both sexes.	Males.	Females.	Males.	Females.	Both sexes.
13	14	15	16	17	18	19	20	21	22	23	24	25	26	27
...	...	...	...	...	...	...	...	...	...	...	...	...	...	...
8	...	...	...	13	...	...	...	...	...	5	...	...	...	12
4	...	...	...	6	...	...	...	...	...	2	...	...	...	3
12	...	...	...	7	...	...	...	...	...	...	...	...	...	...
10	...	...	...	11	...	...	...	...	...	...	...	...	...	...
45	...	...	...	46	...	...	...	...	...	46	...	...	...	44
79	...	...	...	82	...	...	...	...	...	53	...	...	...	59
150	2	...	...	147	7	2	...	...	7	85	...	...	...	47
...	...	...	...	...	...	...	...	...	...	...	...	...	...	...
3	...	...	...	1	11	...	...	...	9	...	...	...	...	...
...	...	...	...	...	14	...	...	...	9	...	...	...	...	...
...	...	...	...	...	...	...	...	...	...	96	...	5	...	122
...	...	...	...	...	5	...	...	...	4	4	...	...	...	7
153	2	...	...	148	37	2	...	...	29	135	...	5	...	176
...	...	...	...	...	...	...	...	...	...	...	...	...	...	...
...	...	...	...	...	...	...	...	...	...	...	...	...	...	...
...	...	...	...	...	1	...	...	...	...	2	...	...	...	7
11	...	...	...	17	7	...	...	...	13	10	...	...	...	9
...	...	...	...	...	...	...	...	...	...	...	...	...	...	...
1	...	...	...	...	...	...	...	...	...	3	...	...	...	6
12	...	...	...	17	8	...	...	...	18	15	...	...	...	22
340	...	...	...	103	12	...	...	...	13	...	...	...	...	17
...	...	...	...	3	8	...	...	...	7	3	...	...	...	...
844	...	...	...	196	20	...	...	...	20	8	...	...	...	17
588	2	...	...	444	65	2	...	...	62	206	...	5	...	274
868	7	...	...	795	118	9	...	...	129	510	10	7	...	788

**TABLE**  
Occupation or Means of

Occupation or means of Livelihood.	URBAN POPULATION OF AJMER-MERWARA.						AJMER.				
	TOTAL WORKERS AND DEPENDENTS.	ACTUAL WORKERS.				DEPENDENTS.	ACTUAL WORKERS.				DEPENDENTS.
		Total.		Partially agriculturists.			Total.		Partially agriculturists.		
	Both sexes.	Males.	Females.	Males.	Females.	Both sexes.	Males.	Females.	Males.	Females.	Both sexes.
1	2	3	4	5	6	7	8	9	10	11	12
<b>F.—Professions.</b>											
<b>XX.—LEARNED AND ARTISTIC PROFESSIONS.</b>											
<b>63. Religion.</b>											
444 Priests, ministers, &c. ...	617	236	17	11	...	364	185	...	9	...	255
445 Catechists, readers, church and mission service ...	219	78	3	2	...	133	13	...	...	...	45
446 Religious mendicants, inmates of monasteries, convents, &c. ...	270	196	15	33	...	69	173	14	33	...	36
447 Church, temple, burial or burning ground service, pilgrim conductors, undertakers, &c. ...	958	899	...	...	...	559	395	...	...	...	555
449 Astrologers, diviners, horoscope makers, &c. ...	45	10	...	...	...	29	...	...	...	...	...
Total 63. Religion ...	2,109	915	35	46	...	1,159	766	14	42	...	891
<b>64. Education.</b>											
451 Administrative and inspecting officials, ...	15	3	...	...	...	12	2	...	...	...	6
452 Principals, professors and teachers ...	582	154	1	...	...	427	83	...	...	...	303
453 Clerks and servants connected with education ...	149	85	...	...	...	64	50	...	...	...	20
Total 64. Education ...	746	242	1	...	...	503	135	...	...	...	329
<b>65. Literature.</b>											
454 Authors, editors, journalists, &c. ...	34	7	...	...	...	27	7	...	...	...	27
457 Public scribes and copyists ...	23	11	...	...	...	12	11	...	...	...	12
458 Service in libraries and literary institutions ...	5	2	...	...	...	3	2	...	...	...	3
Total 65. Literature ...	62	20	...	...	...	42	20	...	...	...	42
<b>66. Law.</b>											
459 Barristers, advocates and pleaders	125	42	...	4	...	83	25	...	...	...	51
461 Law agents, mukhtars, &c. ...	47	13	...	3	...	29	...	...	...	...	...
462 Kazis ...	23	5	...	...	...	18	3	...	...	...	6
463 Articled clerks and other lawyers' clerks ...	90	37	...	...	...	53	15	...	...	...	15
464 Petition writers, touts, &c. ...	203	77	...	13	...	126	35	...	13	...	38
465 Stamp vendors ...	69	18	...	...	...	51	15	...	...	...	45
Total 66. Law ...	557	197	...	20	...	360	93	...	13	...	155
<b>67. Medicine.</b>											
467 Practitioners with diploma, license, or certificate... ..	75	27	...	...	...	48	12	...	...	...	25
468 Practitioners without diploma	260	103	9	2	...	143	64	6	2	...	85
471 Vaccinators ...	21	12	...	...	...	9	8	...	...	...	3
472 Midwives ...	284	...	131	...	...	153	...	105	...	...	137
473 Compounders, matrons, nurses, and hospitals asylum and dispensary service ...	91	32	...	...	...	59	11	...	...	...	41
Total 67. Medicine. ...	731	174	140	2	...	417	93	111	2	...	291
<b>68. Engineering and Surveying.</b>											
475 Civil engineers and architects ..	6	3	...	...	...	3	1	...	...	...	3
476 Topographical, archaeological and revenue surveyers ...	34	15	...	...	...	19	15	...	...	...	19
478 Clerks, &c., in offices, of the above ...	29	21	...	...	...	8	5	...	...	...	3
Total 68. Engineering and Surveying ..	69	39	...	...	...	30	21	...	...	...	25

XV.

Livelihood.—Urban population.

NASIRABAD.					KEKRI.					BEAWAR.				
ACTUAL WORKERS.				DEPEN- DENTS.	ACTUAL WORKERS.				DEPEN- DENTS.	ACTUAL WORKERS.				DEPEN- DENTS.
Total.		Partially agriculturists.			Total.		Partially agriculturists.			Total.		Partially agriculturists.		
Males.	Females.	Males.	Females.	Both sexes.	Males.	Females.	Males.	Females.	Both sexes.	Males.	Females.	Males.	Females.	Both sexes.
13	14	15	16	17	18	19	20	21	22	23	24	25	26	27
9	6	...	...	26	32	...	...	...	36	10	11	2	...	47
37	...	...	...	51	17	...	...	...	13	11	3	2	...	29
...	1	...	...	8	4	...	...	...	2	9	...	...	...	23
1	...	...	...	...	...	...	...	...	...	3	...	...	...	4
...	...	...	...	...	4	...	...	...	5	12	...	...	...	24
47	7	...	...	85	57	...	...	...	56	45	14	4	...	127
...	...	...	...	...	...	...	...	...	...	1	...	...	...	6
11	1	...	...	32	7	...	...	...	5	53	...	...	...	87
6	...	...	...	4	...	...	...	...	...	29	...	...	...	34
17	1	...	...	36	7	...	...	...	5	83	...	...	...	127
...	...	...	...	...	...	...	...	...	...	...	...	...	...	...
...	...	...	...	...	...	...	...	...	...	...	...	...	...	...
...	...	...	...	...	...	...	...	...	...	...	...	...	...	...
...	...	...	...	...	4	...	...	...	4	13	...	4	...	23
...	...	...	...	...	...	...	...	...	...	18	...	3	...	29
...	...	...	...	...	...	...	...	...	...	2	...	...	...	12
...	...	...	...	...	...	...	...	...	...	22	...	...	...	33
6	...	...	...	23	5	...	...	...	6	31	...	...	...	59
...	...	...	...	...	2	...	...	...	...	1	...	...	...	4
6	...	...	...	23	11	...	...	...	12	87	...	7	...	170
...	...	...	...	...	...	...	...	...	...	...	...	...	...	...
11	...	...	...	9	2	...	...	...	4	2	...	...	...	10
...	...	...	...	...	17	...	...	...	14	22	3	...	...	40
2	...	...	...	6	...	...	...	...	...	4	...	...	...	6
...	2	...	...	2	...	17	...	...	9	...	7	...	...	6
14	...	...	...	14	...	...	...	...	...	7	...	...	...	4
27	2	...	...	31	19	17	...	...	27	85	10	...	...	68
1	...	...	...	...	...	...	...	...	...	1	...	...	...	...
...	...	...	...	...	...	...	...	...	...	...	...	...	...	...
10	...	...	...	2	...	...	...	...	...	6	...	...	...	8
11	...	...	...	2	...	...	...	...	...	7	...	...	...	8

**TABLE**  
**Occupation or Means of**

Occupation or means of Livelihood.	URBAN POPULATION OF AJMER-MERWARA.						AJMER.				
	TOTAL WORKERS AND DEPENDENTS.	ACTUAL WORKERS.				DEPENDENTS.	ACTUAL WORKERS.				DEPENDENTS.
		Total.		Partially agriculturists.			Total.		Partially agriculturists.		
		Both sexes.	Males.	Females.	Males.		Females.	Both sexes.	Males.	Females.	
1	2	3	4	5	6	7	8	9	10	11	12
<b>F.—Professions.—(Concluded)</b>											
<b>XX.—LEARNED AND ARTISTIC PROFESSIONS.—(Concluded.)</b>											
<b>70. Pictorial Art and Sculpture.</b>											
485 Photographers ... ..	27	11	...	...	...	16	11	...	...	...	16
Total 70. Pictorial Art and Sculpture ... ..	27	11	...	...	...	16	11	...	...	...	16
<b>71. Music, Acting, Dancing, &amp;c.</b>											
488 Band-masters and players (not military) ... ..	154	59	...	...	...	95	33	...	...	...	59
490 Actors, singers and dancers, and their accompanists ... ..	498	174	116	2	4	203	116	21	2	...	148
Total 71. Music Acting, Dancing, &c. ... ..	652	233	116	2	4	303	149	21	2	...	207
TOTAL XX.—LEARNED AND ARTISTIC PROFESSIONS ... ..	4,953	1,831	292	70	4	2,830	1,288	146	59	...	1,962
<b>XXI.—SPORT.</b>											
<b>72. Sport.</b>											
492 Shikaris, falconers, bird catchers, ... ..	94	41	...	...	...	53	36	...	...	...	50
Total 72. Sport ... ..	94	41	...	...	...	53	36	...	...	...	50
<b>73. Games and Exhibitions.</b>											
495 Persons engaged in service of places of public entertainment ... ..	90	31	12	...	...	47	18	3	...	...	31
498 Conjurers, buffoons, reciters, fortune-tellers, &c. ... ..	5	4	...	...	...	1	4	...	...	...	1
499 Tumblers, acrobats, wrestlers, professional circeters, &c. ... ..	29	6	...	...	...	23	6	...	...	...	23
Total 73. Games and Exhibitions ... ..	124	41	12	...	...	71	28	3	...	...	55
TOTAL XXI.—SPORT ... ..	218	82	12	...	...	124	64	3	...	...	105
Total F.—Professions ... ..	5,171	1,913	304	70	4	2,954	1,352	149	59	...	2,067
<b>G.—Unskilled Labour, not Agricultural.</b>											
<b>XXII.—EARTHWORK AND GENERAL LABOUR.</b>											
<b>74. Earthwork, &amp;c.</b>											
501 Tank diggers and excavators ... ..	5	3	...	...	...	2	...	...	...	...	...
502 Road, canal, and railway labourers... ..	148	79	...	...	...	69	48	...	...	...	57
Total 74. Earthwork, &c. ... ..	153	82	...	...	...	71	48	...	...	...	57
<b>75. General Labour.</b>											
504 General labour ... ..	15,444	5,859	2,933	...	...	6,652	3,690	1,815	...	...	3,742
Total 75. General Labour ... ..	15,444	5,859	2,933	...	...	6,652	3,690	1,815	...	...	3,742
TOTAL XXII.—EARTHWORK AND GENERAL LABOUR ... ..	15,597	5,941	2,933	...	...	6,723	3,738	1,815	...	...	3,799



## XV.

## Livelihood.—Urban population.

NASIRABAD.					KEKRI.					BEAWAR.				
ACTUAL WORKERS.				DEPEN- DENTS.	ACTUAL WORKERS.				DEPEN- DENTS.	ACTUAL WORKERS.				DEPEN- DENTS.
Total.		Partially agriculturists.			Total.		Partially agriculturists.			Total.		Partially agriculturists.		
Males.	Females.	Males.	Females.	Both sexes.	Males.	Females.	Males.	Females.	Both sexes.	Males.	Females.	Males.	Females.	Both sexes.
13	14	15	16	17	18	19	20	21	22	23	24	25	26	27
...	...	...	...	...	...	...	...	...	...	...	...	...	...	...
...	...	...	...	...	...	...	...	...	...	...	...	...	...	...
4	...	...	...	9	4	...	...	...	3	18	...	...	...	24
15	15	...	...	19	24	11	...	...	18	19	69	...	4	29
19	15	...	...	22	28	11	...	...	21	37	69	...	4	53
127	25	...	...	199	122	28	...	...	121	294	93	11	4	548
...	...	...	...	...	5	...	...	...	3	...	...	...	...	...
...	...	...	...	...	5	...	...	...	3	...	...	...	...	...
2	...	...	...	7	11	9	...	...	9	...	...	...	...	...
...	...	...	...	...	...	...	...	...	...	...	...	...	...	...
...	...	...	...	...	...	...	...	...	...	...	...	...	...	...
2	...	...	...	7	11	9	...	...	9	...	...	...	...	...
2	...	...	...	7	16	9	...	...	12	...	...	...	...	...
129	25	...	...	206	138	37	...	...	133	294	93	11	4	548
3	...	...	...	2	...	...	...	...	...	...	...	...	...	...
...	...	...	...	...	19	...	...	...	7	12	...	...	...	5
8	...	...	...	2	19	...	...	...	7	12	...	...	...	5
1,139	766	...	...	1,359	157	194	...	...	60	873	158	...	...	1,491
1,139	766	...	...	1,359	157	194	...	...	60	873	158	...	...	1,491
1,142	766	...	...	1,361	176	194	...	...	67	885	158	...	...	1,496

TABLE  
Occupation or Means of

Occupation or means of Livelihood.	URBAN POPULATION OF AJMER-MERWARA.						AJMER.					
	TOTAL WORK- ERS AND DEPEN- DENTS.	ACTUAL WORKERS.				DEPEN- DENTS.	ACTUAL WORKERS.				DEPEN- DENTS.	
		Total.		Partially agriculturists.			Total.		Partially agriculturists.			
	Both sexes.	Males.	Females.	Males.	Females.	Both sexes.	Males.	Females.	Males.	Females.	Both sexes.	
1	2	3	4	5	6	7	8	9	10	11	12	
<b>G.—Unskilled Labour, not Agri- cultural.—(Concl'd).</b>												
<b>XXIII.—INDEFINITE AND DISREPUT- ABLE OCCUPATIONS.</b>												
<i>76. Indefinite.</i>												
505 Uncertain or not returned ...	350	151	98	...	...	101	...	...	...	...	...	...
Total 76. Indefinite ...	350	151	98	...	...	101	...	...	...	...	...	...
<i>77. Disreputable.</i>												
506 Prostitutes, including <i>sagina</i> and <i>asachis</i> ...	244	...	105	...	...	139	...	48	...	...	...	117
Total 77. Disreputable ...	244	...	105	...	...	139	...	48	...	...	...	117
<b>TOTAL XXIII.—INDEFINITE AND DISREPUTABLE OCCUPATIONS,</b>	<b>594</b>	<b>151</b>	<b>203</b>	...	...	<b>240</b>	...	<b>48</b>	...	...	...	<b>117</b>
<b>Total G.—Unskilled Labour not Agricultural ...</b>	<b>16,191</b>	<b>6,092</b>	<b>3,136</b>	...	...	<b>6,963</b>	<b>3,738</b>	<b>1,863</b>	...	...	...	<b>3,916</b>
<b>H.—Means of Subsistence in- dependent of Occupations.</b>												
<b>XXIV.—INDEPENDENT.</b>												
<i>78. Property and Alms.</i>												
510 House rent, shares and other property not being land ...	411	128	63	...	...	220	57	21	...	...	...	148
513 Mendicancy (not in connection with a religious order) ...	2,869	948	736	19	2	1,185	580	338	17	2	...	719
Total 78. Property and Alms ...	3,280	1,076	799	19	2	1,405	637	359	17	2	...	897
<i>79. At the State Expense.</i>												
514 Pension, Civil services ...	291	125	...	5	...	166	73	...	2	...	...	100
515 Pension, Military services ...	157	55	...	...	...	102	26	...	...	...	...	48
516 Pension, unspecified ...	70	28	...	4	...	42	12	...	...	...	...	21
518 Prisoners under trial ...	...	...	...	...	...	...	...	...	...	...	...	...
519 Prisoners for debt ...	...	...	...	...	...	...	...	...	...	...	...	...
520 Prisoners convicted or in re- formatories, &c. ...	443	121	22	...	...	...	421	22	...	...	...	...
Total 79. At the State Expense ...	961	629	22	9	...	310	532	22	2	...	...	172
<b>TOTAL XXIV.—INDEPENDENT ...</b>	<b>4,241</b>	<b>1,705</b>	<b>821</b>	<b>28</b>	<b>2</b>	<b>1,715</b>	<b>1,169</b>	<b>381</b>	<b>19</b>	<b>2</b>	...	<b>1,069</b>
<b>Total H.—Means of Subsistence Independent of Occupation.</b>	<b>4,241</b>	<b>1,705</b>	<b>821</b>	<b>28</b>	<b>2</b>	<b>1,715</b>	<b>1,169</b>	<b>381</b>	<b>19</b>	<b>2</b>	...	<b>1,069</b>
<b>Grand Total ...</b>	<b>1,25,814</b>	<b>47,354</b>	<b>12,870</b>	<b>575</b>	<b>47</b>	<b>65,081</b>	<b>29,045</b>	<b>6,539</b>	<b>308</b>	<b>11</b>	...	<b>38,255</b>

## XV.

## Livelihood.—Urban population.

NASIRABAD.					KEKRI.					BEAWAR.				
ACTUAL WORKERS.				DEPEN- DENTS.	ACTUAL WORKERS.				DEPEN- DENTS.	ACTUAL WORKERS.				DEPEN- DENTS.
Total.		Partially agriculturists.			Total.		Partially agriculturists.			Total.		Partially agriculturists.		
Males.	Females.	Males.	Females.	Both sexes.	Males.	Females.	Males.	Females.	Both sexes.	Males.	Females.	Males.	Females.	Both sexes.
13	14	15	16	17	18	19	20	21	22	23	24	25	26	27
...	...	...	...	...	...	...	...	...	...	151	98	...	...	101
...	...	...	...	...	...	...	...	...	...	151	98	...	...	101
...	28	...	...	4	...	11	...	...	9	...	18	...	...	9
...	28	...	...	4	...	11	...	...	9	...	18	...	...	9
...	28	...	...	4	...	11	...	...	9	151	116	...	...	110
1,142	794	...	...	1,365	176	205	...	...	76	1,036	274	...	...	1,606
...	11	...	...	3	47	31	...	...	25	24	...	...	...	44
171	78	...	...	154	71	167	...	...	49	126	153	2	...	233
171	89	...	...	157	118	198	...	...	74	150	153	2	...	277
3	...	...	...	16	3	...	...	...	4	46	...	3	...	46
1	...	...	...	...	4	...	...	...	17	21	...	...	...	37
...	...	...	...	...	2	...	...	...	3	14	...	4	...	15
...	...	...	...	...	...	...	...	...	...	...	...	...	...	...
4	...	...	...	16	9	...	...	...	24	84	...	7	...	98
175	89	...	...	173	127	198	...	...	98	234	153	9	...	375
175	89	...	...	173	127	198	...	...	98	234	153	9	...	375
8,135	2,570	4	26	11,789	2,638	1,529	80	5	2,886	7,536	2,241	183	5	12,151

TABLE XV—A.

SUBSIDIARY OCCUPATIONS COMBINED WITH  
SELECTED PRINCIPAL OCCUPATIONS.

TABLE

Subsidiary Occupations combined with

Principal occupations.	AJMER-MERWARA.										NUMERICAL STRENGTH.	
	NUMERICAL STRENGTH.		SUBSIDIARY OCCUPATIONS OF ACTUAL WORKERS BY GROUPS.							NUMERICAL STRENGTH.		
	Actual workers.	Dependents.	Land owners.	Cultivators.	Money lenders.	Mill hands.	Day labourers.	Artizans.	Peonitors.	Actual workers.	Dependents.	
1	2	3	4	5	6	7	8	9	10	11	12	
Cultivators... ..	99,396	56,676	33	14	20	32	70	4	4	83,703	47,967	
Herdlsmen ... ..	1,556	623	...	147	...	2	23	...	...	1,204	582	
Land owners .. ..	36,355	19,242	...	53	23	5	..	...	5	20,627	9,382	
Money lenders ... ..	1,394	1,734	...	223	...	...	1	...	1	1,048	1,369	
Muafidars ... ..	1,933	2,065	48	3	4	...	10	...	...	1,820	1,994	
Priests ... ..	414	625	...	13	1	...	...	...	...	377	548	
Weavers ... ..	3,511	1,893	...	217	2	10	26	3	...	2,811	1,537	
<b>Total ...</b>	<b>1,44,559</b>	<b>82,858</b>	<b>81</b>	<b>670</b>	<b>50</b>	<b>49</b>	<b>180</b>	<b>7</b>	<b>10</b>	<b>1,11,680</b>	<b>63,379</b>	

## XV. A.

selected principal occupations.

AJMER.							MERWARA.									
SUBSIDIARY OCCUPATIONS OF ACTUAL WORKERS BY GROUPS							NUMERICAL STRENGTH.		SUBSIDIARY OCCUPATIONS OF ACTUAL WORKERS BY GROUPS.							
Land owners.	Cultivators.	Money lenders.	Mill hands.	Day labourers.	Artisans.	Pensioners.	Actual workers.	Dependent.	Land owners.	Cultivators.	Money lenders.	Mill hands.	Day labourers.	Artisans.	Pensioners.	
13	14	15	16	17	18	19	20	21	22	23	24	25	26	27	28	
30	14	12	20	70	4	4	15,693	8,709	3	..	8	6	...	...	...	
...	135	...	2	19	...	...	262	41	...	12	...	...	4	...	...	
...	33	10	5	...	..	5	15,728	9,860	...	20	4	...	...	...	...	
...	202	...	...	1	...	1	346	365	...	21	...	...	...	...	...	
...	1	2	...	...	...	...	113	71	48	2	2	...	10	...	...	
...	10	1	...	...	...	...	37	77	...	3	...	...	...	...	...	
...	182	...	8	24	3	...	700	356	...	35	2	2	2	...	...	
30	577	34	41	114	7	10	32,879	19,479	51	93	16	8	16	1	1	

**TABLE XVII.**

**TERRITORIAL DISTRIBUTION OF THE CHRISTIAN  
POPULATION BY SECT AND RACE.**

TABLE  
Territorial Distribution of the

DENOMINATION.	AJMER-MERWARA.									AJ-		
	TOTAL RETURNED.			DISTRIBUTION BY RACE.						TOTAL RETURNED.		
	Persons.	Males.	Females.	European and allied Races.		Eurasian.		Native.		Persons.	Males.	Females.
				Males.	Females.	Males.	Females.	Males.	Females.			
1	2	3	4	5	6	7	8	9	10	11	12	13
Anglican Communion,	1,451	662	789	337	187	97	97	228	505	1,229	517	682
Baptist ... ..	1	...	1	...	...	...	1	...	...	...	...	...
Greek ... ..	1	1	...	1	...	...	...	...	...	...	...	...
Methodist ... ..	120	28	92	16	6	...	1	12	85	120	28	92
Presbyterian . ...	710	421	280	38	38	4	4	379	247	586	329	257
Roman ... ..	776	437	339	304	81	51	86	82	172	770	431	336
Religion not returned	653	566	87	1	...	...	...	565	87	524	486	38
Total ...	3,712	2,115	1,597	697	312	152	189	1,266	1,096	3,229	1,824	1,405



## XVII.

## Christian population by Sect and Race.

MER.						MERWARA.									
DISTRIBUTION BY RACE.						TOTAL RETURNED.			DISTRIBUTION BY RACE.						
European and allied Races.		Eurasian.		Native.					European and allied Races.		Eurasian.		Native.		
Males.	Females.	Males.	Females.	Males.	Females.	Persons.	Males.	Females.	Males.	Females.	Males.	Females.	Males.	Females.	
14	15	16	17	18	19	20	21	22	23	24	25	26	27	28	
392	182	96	97	119	403	232	115	107	5	5	1	..	109	102'	
...	...	...	...	...	...	1	...	1	...	...	...	1	...	...	
...	...	...	...	...	...	1	1	...	1	...	...	...	...	...	
16	6	...	1	12	85	...	...	...	...	...	...	...	...	...	
85	35	4	3	290	219	124	92	32	3	3	...	1	80	28	
304	81	51	96	79	169	6	3	8	...	...	...	...	8	3	
1	...	...	...	495	98	129	80	49	...	...	...	...	80	49	
688	304	151	187	985	914	483	291	192	9	8	1	2	281	182	

**TABLE XVIII.**

**EUROPEANS, ARMENIANS AND EURASIANS BY AGE.**

TABLE  
Europeans, Armenians and

DISTRICTS.	TOTAL.			EUROPEAN AND BRITISH SUBJECTS.																
	Total.	Males.	Females.	All ages.			0-12.		12-15.		15-30.		30-50.		50 and over.		All ages.			0-
				Total.	Males.	Females.	Males.	Females.	Males.	Females.	Males.	Females.	Males.	Females.	Males.	Females.	Total.	Males.	Females.	Males.
1	2	3	4	5	6	7	8	9	10	11	12	13	14	15	16	17	18	19	20	21
Ajmer ...	1,330	839	491	993	637	266	75	69	4	9	394	95	134	79	30	14	89	51	38	7
Merwara ...	20	10	10	14	7	7	...	1	...	...	2	...	6	5	...	1	3	2	1	...
Total ...	1,350	849	501	917	644	273	75	70	4	9	396	95	139	84	30	15	92	53	39	7

XVIII.

Eurasians by age.

ALLIED RACES.										EURASIANS.													
OTHERS.										All ages.			0-12.		12-15.		15-30.		30-50.		50 and over.		
12.	12-15.		15-30.		30-50.		50 and over.			Total.		Males.		Females.		Males.		Females.		Males.		Females.	
Females.	Males.	Females.	Males.	Females.	Males.	Females.	Males.	Females.		31	32	33	34	35	36	37	38	39	40	41	42	43	
22	23	24	25	26	27	28	29	30		31	32	33	34	35	36	37	38	39	40	41	42	43	
9	1	1	21	14	19	13	3	1		338	151	187	39	62	6	16	53	58	42	36	11	15	
...	...	...	...	1	1	...	1	...		3	1	2	1	...	...	...	...	...	...	2	...	...	
9	1	1	21	15	20	13	4	1		341	152	189	40	62	6	16	53	58	42	38	11	15	

TABLE XVIII.

EUROPEANS, ARMENIANS AND EURASIANS BY AGE.

*City and Towns.*

TABLE  
Europeans, Armenians and

Town, Municipality, Suburbs, Cantonments, etc.	TOTAL.			EUROPEAN AND																	
	Total.	Males.	Females.	BRITISH SUBJECTS.														All ages.			0-
				All ages.			0-12.		12-15.		15-30.		30-50.		50 and over.		Total.	Males.	Females.	Males.	
				Total.	Males.	Females.	Males.	Females.	Males.	Females.	Males.	Females.	Males.	Females.	Males.	Females.					
1	2	3	4	5	6	7	8	9	10	11	12	13	14	15	16	17	18	19	20	21	
Ajmer ...	674	349	325	302	172	130	39	30	3	4	02	49	51	30	17	11	81	47	34	7	
Nasirabad	457	393	64	447	389	58	21	17	1	2	312	22	51	16	4	1	8	4	4	...	
Kokri ...	...	...	...	...	...	...	...	...	...	...	...	...	...	...	...	...	...	...	...	...	
Beawar ...	19	9	10	13	6	7	...	1	...	...	1	...	5	5	...	1	3	2	1	...	
Total ...	1,150	751	399	762	567	195	60	48	4	6	375	71	107	57	21	13	92	53	39	7	

XVIII.

Eurasians by age.

ALLIED RACES.										EURASIANS.												
OTHERS.										All ages.			0-12.		12-15.		15-30.		30-50.		50 and over.	
12.		12-15.		15-30.		30-50.		50 and over.		Total.	Males.	Females.	Males.	Females.	Males.	Females.	Males.	Females.	Males.	Females.	Males.	Females.
Females.	Males.	Females.	Males.	Females.	Males.	Females.	Males.	Females.	Females.													
22	23	24	25	26	27	28	29	30	31	32	33	34	35	36	37	38	39	40	41	42	43	
7	1	1	20	13	16	12	8	1	291	130	161	29	56	5	14	50	47	35	32	11	12	
2	...	...	1	1	3	1	...	...	2	...	2	...	...	...	...	...	1	...	1	...	...	
...	...	...	...	...	...	...	...	...	...	...	...	...	...	...	...	...	...	...	...	...	...	
...	...	...	...	1	1	...	1	...	3	1	2	1	...	...	...	...	...	...	2	...	...	
9	1	1	21	15	20	13	4	1	296	131	165	30	56	5	14	50	48	35	35	11	12	

**PROVINCIAL TABLES.**



**TABLE I.**

*Ages of the population of City and Towns with above  
10,000 inhabitants.*

## PROVINCIAL TABLE I.

Showing the ages of the population of city and towns with  
above 10,000 inhabitants.

Age Period.	AJMER DISTRICT.						MERWARA DISTRICT.		
	Ajmer City.			Nasirabad.			Beawar.		
	Persons.	Males.	Females.	Persons.	Males.	Females.	Persons.	Males.	Females.
1	2	3	4	5	6	7	8	9	10
0-1 ... ..	1,629	753	876	602	288	314	466	239	227
1-2 ... ..	745	397	348	161	80	81	163	79	84
2-3 ... ..	1,229	627	602	448	244	204	396	200	196
3-4 ... ..	1,354	666	688	440	291	218	371	179	192
4-5 ... ..	1,443	679	769	470	225	245	386	191	195
0-5 ... ..	6,405	3,122	3,283	2,120	1,068	1,062	1,782	868	894
5-10 ... ..	8,130	4,097	4,033	2,479	1,239	1,240	2,007	1,030	1,037
10-15 ... ..	8,168	4,536	3,632	2,657	1,491	1,166	2,810	1,380	1,430
15-20 ... ..	7,137	3,703	3,434	2,386	1,216	1,170	2,299	1,184	1,115
20-25 ... ..	7,954	4,012	3,942	2,526	1,452	1,074	2,565	1,233	1,332
25-30 ... ..	6,734	3,877	2,857	2,223	1,260	963	2,028	1,081	947
30-35 ... ..	6,656	3,820	2,827	2,057	1,130	927	2,146	1,118	1,028
35-40 ... ..	4,108	2,462	1,646	1,141	663	478	1,154	632	522
40-45 ... ..	6,831	3,993	2,838	1,706	786	920	2,159	1,067	1,092
45-50 ... ..	2,471	1,491	980	671	306	365	594	334	260
50-55 ... ..	4,085	2,173	1,912	1,214	609	605	1,202	598	604
55-60 ... ..	1,736	531	1,205	300	170	130	279	189	90
60 and over ... ..	3,375	1,640	1,735	979	430	549	843	412	431
Unspecified ... ..	29	1	28	25	12	13	...	...	...
Total ... ..	78,839	39,467	34,372	22,494	11,892	10,602	21,928	11,146	10,782

**TABLE II.**

*Population of police circles, distributed by religion.*

## PROVINCIAL TABLE II.

Showing the population of police circles, distributed by religion.

Serial number of district.	Name of district.	Serial number of thana.	Name of thana.	POPULATION BY SEX.			POPULATION BY RELIGION.		
				Persons.	Males.	Females.	Hindus.	Musal-mans.	Others.
1	2	3	4	5	6	7	8	9	10
1	Ajmer ...	1	Ajmer Imperial ... ..	23,317	12,166	11,151	18,594	4,319	104
		2	Ajmer Municipal ... ..	73,899	39,467	34,372	43,346	25,569	4,924
		3	Bhinao ... ..	41,682	21,788	19,894	36,940	1,573	3,169
		4	Gegal ... ..	16,332	8,480	7,852	13,471	2,387	474
		5	Goella ... ..	12,578	6,678	5,900	11,817	267	494
		6	Kekri ... ..	82,062	17,272	15,600	28,898	2,404	1,660
		7	Mangaliawas ... ..	23,299	12,215	11,084	19,751	2,477	1,071
		8	Masuda ... ..	28,141	14,864	13,277	23,395	2,894	1,862
		9	Nasirabad ... ..	40,406	21,493	18,913	30,376	7,990	2,040
		10	Pisangan ... ..	20,794	10,758	10,036	17,511	2,642	641
		11	Pushkar ... ..	14,147	7,460	6,687	13,064	817	266
		12	Sawar ... ..	21,006	10,914	10,092	18,767	1,177	1,062
		13	Srinagar ... ..	18,950	9,829	9,121	16,477	1,862	611
			<b>Total</b> ...	<b>3,67,453</b>	<b>1,93,384</b>	<b>1,74,069</b>	<b>2,92,713</b>	<b>56,378</b>	<b>18,362</b>
2	Merwara ...	1	Beawar ... ..	47,375	24,525	22,850	32,430	12,008	2,937
		2	Dewair ... ..	6,202	3,373	2,914	5,930	39	323
		3	Jassakhera ... ..	12,257	6,590	5,667	11,614	175	468
		4	Jawaja ... ..	23,402	12,362	11,040	19,454	3,036	912
		5	Masuda ... ..	283	156	127	145	138	...
		6	Todgarh ... ..	10,850	10,031	9,210	18,167	257	1,426
			<b>Total</b> ...	<b>1,09,459</b>	<b>57,642</b>	<b>51,817</b>	<b>67,740</b>	<b>15,653</b>	<b>6,066</b>
			<b>Grand Total</b> ...	<b>4,76,912</b>	<b>2,51,026</b>	<b>2,25,886</b>	<b>3,80,453</b>	<b>72,031</b>	<b>24,428</b>

One village (Ragpura) of the Masuda police circle lies in Merwara.

**TABLE III.**

*Variation in the population of police circles  
since 1891.*

## PROVINCIAL TABLE III.

Showing the variation in the population of police circles since 1891.

Serial number of district.	Name of district.	Serial number of thana.	Name of thana.	TOTAL POPULATION.			MALES.			FEMALES.		
				Census 1891.	Census 1901.	Increase (+) or Decrease (-)	Census 1891.	Census 1901.	Increase (+) or Decrease (-)	Census 1891.	Census 1901.	Increase (+) or Decrease (-)
1	2	3	4	5	6	7	8	9	10	11	12	13
1	Ajmer...	1	Ajmer Imperial ...	23,207	23,317	+110	12,324	12,166	-158	10,883	11,151	+268
		2	Ajmer Municipal ...	68,813	73,839	+4,996	37,985	39,467	+1,482	30,858	34,372	+3,514
		3	Bhinae ...	57,600	41,682	-16,118	29,739	21,788	-7,951	28,061	19,894	-8,167
		4	Gegal ...	22,715	16,332	-6,383	11,080	8,480	-2,600	10,735	7,852	-2,883
		5	Goelna ...	6,633	12,578	+5,945	3,440	6,678	+3,229	3,184	5,900	+2,716
		6	Kekri ...	48,020	32,902	-15,058	25,006	17,272	-7,734	23,014	15,690	-7,324
		7	Mangaliawas ...	25,706	23,299	-2,407	13,671	12,215	-1,456	12,035	11,084	-951
		8	Masuda ...	39,153	28,141	-11,012	20,694	14,864	-5,830	18,459	13,277	-5,182
		9	Nasirabad ...	37,843	40,406	+2,563	19,691	21,493	+1,802	18,152	18,913	+761
		10	Pisangan ...	25,539	20,794	-4,745	13,353	10,758	-2,595	12,186	10,036	-2,150
		11	Pushkar ...	17,131	14,147	-2,984	9,323	7,460	-1,863	7,808	6,687	-1,121
		12	Sawat ...	24,570	21,006	-3,564	13,306	10,914	-2,392	11,264	10,092	-1,172
		13	Srinagar ...	25,199	18,950	-6,249	13,026	9,829	-3,197	12,173	9,121	-3,052
			<b>Total</b> ...	<b>4,22,359</b>	<b>3,67,453</b>	<b>-54,906</b>	<b>2,23,547</b>	<b>1,93,384</b>	<b>-30,163</b>	<b>1,98,812</b>	<b>1,74,069</b>	<b>-24,743</b>
2	Morwarh.	1	Beawar ...	48,317	47,375	-942	25,998	24,525	-1,473	22,319	22,850	+531
		2	Dewair ...	8,436	6,292	-2,144	4,548	3,378	-1,170	3,888	2,914	-974
		3	Jasakhera ...	15,198	12,257	-2,941	8,244	6,500	-1,654	6,954	5,667	-1,287
		4	Jawaja ...	27,234	23,102	-4,132	14,661	12,302	-2,359	12,577	11,040	-1,537
		5	Masuda ...	...	283	+283	...	156	+156	...	127	+127
		6	Todgarh ...	20,810	19,850	-960	11,327	10,631	-696	9,483	9,219	-264
			<b>Total</b> ...	<b>1,19,999</b>	<b>1,09,459</b>	<b>-10,540</b>	<b>64,778</b>	<b>57,642</b>	<b>-7,136</b>	<b>55,221</b>	<b>51,817</b>	<b>-3,404</b>
			<b>Grand Total</b> ...	<b>5,42,358</b>	<b>4,76,912</b>	<b>-65,446</b>	<b>2,88,325</b>	<b>2,51,026</b>	<b>-37,299</b>	<b>2,54,033</b>	<b>2,25,886</b>	<b>-28,147</b>