

RESOLUTION

ON THE

ADMINISTRATION OF FAMINE RELIEF

IN THE

UNITED PROVINCES OF AGRA AND OUDH

DURING

THE YEARS 1907 AND 1908.



ALLAHABAD:

PRINTED BY F. LUKER, SUPDT., GOVERNMENT PRESS, UNITED PROVINCES.

1908.

Y:4353:67.252.NIT

D8

15189

Government of the
United Provinces of Agra and Oudh.

NARRATIVE AND RESULTS OF THE MEASURES ADOPTED FOR
THE RELIEF OF FAMINE DURING THE YEARS 1907 AND 1908.

| | <i>Page.</i> |
|--|--------------|
| INTRODUCTION | 1 |
| CHAPTER I.—The antecedent conditions of the famine | 3 |
| „ II.—The monsoon rains of 1907 and the failure of the <i>kharif</i> or autumn harvest... .. | 14 |
| „ III.—Preliminary measures and organization of the relief sys- tem | 21 |
| „ IV.—The history of the famine prior to the spring harvest ... | 25 |
| „ V.—The <i>rabi</i> or spring harvest of 1908. The <i>said</i> or miscel- laneous crops | 29 |
| „ VI.—The effect of the spring harvest and the course of the famine in the hot weather | 35 |
| „ VII.—The monsoon of 1908 and the closure of relief ... | 40 |
| „ VIII.—Summary of the relief operations in different divisions and districts | 43 |
| „ IX.—The operations of the Public Works department ... | 67 |
| „ X.—The relief measures carried out by civil officers ... | 81 |
| „ XI.—Charitable relief. The services of non-officials ... | 92 |
| „ XII.—Indirect measures of relief by Government Remissions and suspensions of land revenue and rent. Agricultural advances | 98 |
| „ XIII.—Scarcity of fodder and the measures taken for protection of cattle | 114 |
| „ XIV.—Food stocks and trade. Prices and the effect of high prices on crime. Immigration and emigration ... | 121 |
| „ XV.—Public health during the famine period | 129 |
| „ XVI.—The extension of railways and improvement of communica- tions. The development of canal irrigation ... | 137 |
| „ XVII.—General considerations regarding the condition of the people and the power of resistance displayed by them ... | 150 |
| „ XVIII.—The cost of the famine, The Famine Code and Accounts Manual | 155 |
| „ XIX.—The work of the staff and general conclusion... .. | 157 |

APPENDICES.

INDEX TO APPENDICES.

| | |
|------------------|---|
| Statement No. 1. | Rainfall. |
| " | 2. Prices. |
| " | 3. Revenue remissions and suspensions. |
| " | 4. Advances. |
| " | 5 to 11. Crime. |
| " | 12 to 19. Mortality. |
| " | 20 to 22. Numbers on relief. |
| " | 23. Civil expenditure. |
| " | 24. Expenditure debited to service heads. |
| " | 25. Public Works expenditure. |

STATEMENT No. I.

Statement showing the actual rainfall (a) in 1907 (b) in 1896 and (c) the normal rainfall for each district in the United Provinces for the period between the 1st June and the 31st October.

Table with columns for Districts, months (June, July, Aug., September, October), and rainfall data (Actual, Normal) for 1907 and 1896, along with Defect in percentage of normal. Includes districts like Dehra Dun, Saharanpur, Moradabad, etc.

* Excess.

STATEMENT No. II.—Prices.

WHEAT.

| | 31st July 1907. | 31st August 1907. | 30th Sep- tember 1907. | 31st Octo- ber 1907. | 0th No- vember 1907. | 31st De- cember 1907. | 31st Janu- ary 1908. | 29th Febru- ary 1908. | 31st March 1908. | 30th April 1908. | 31st May 1908. | 30th June 1908. | 31st July 1908. | 31st August 1908. |
|---|-----------------------|-------------------------|---------------------------------|-------------------------------|-------------------------------|--------------------------------|-------------------------------|--------------------------------|------------------------|------------------------|----------------------|-----------------------|-----------------------|-------------------------|
| | s. c. | s. c. | s. c. | s. c. | s. c. | s. c. | s. c. | s. c. | s. c. | s. c. | s. c. | s. c. | s. c. | s. c. |
| Dehra Dun ... | 10 8 | 10 8 | 9 0 | 8 0 | 8 0 | 7 0 | 7 0 | 7 8 | 7 0 | 7 4 | 8 8 | 8 12 | 8 12 | 9 0 |
| Saharanpur ... | 11 8 | 12 2 | 10 12 | 8 8 | 8 5 | 7 12 | 7 12 | 8 8 | 8 0 | 9 5 | 9 5 | 9 6 | 9 5 | 9 9 |
| Muzaffarnagar ... | 12 10 | 12 2 | 10 12 | 8 9 | 8 9 | 7 5 | 8 4 | 8 4 | 8 4 | 9 5 | 9 5 | 9 14 | 9 9 | 9 14 |
| Meerut ... | 11 8 | 10 8 | 10 0 | 8 8 | 8 0 | 7 0 | 7 12 | 8 4 | 7 8 | 9 0 | 9 0 | 9 4 | 9 4 | 9 4 |
| Bulandshahr ... | 13 0 | 12 0 | 10 12 | 9 4 | 8 4 | 8 0 | 8 12 | 9 0 | 9 8 | 9 8 | 7 4 | 9 8 | 7 8 | 10 0 |
| Aligarh ... | 11 8 | 11 8 | 10 4 | 8 8 | 8 0 | 7 0 | 7 8 | 8 8 | 8 4 | 9 8 | 9 8 | 9 8 | 9 12 | 9 8 |
| Muttra ... | 11 0 | 11 0 | 10 0 | 8 1 | 7 10 | 6 8 | 7 8 | 8 8 | 7 8 | 8 8 | 8 12 | 8 12 | 8 12 | 8 12 |
| Agra ... | 11 0 | 10 12 | 9 12 | 8 4 | 7 12 | 7 0 | 7 0 | 7 8 | 7 4 | 7 8 | 7 11 | 8 0 | 8 8 | 8 6 |
| Farrukhabad ... | 10 0 | 10 0 | 9 4 | 7 4 | 7 4 | 6 12 | 6 4 | 7 0 | 7 0 | 8 14 | 8 12 | 8 8 | 9 1 | 9 8 |
| Mainpuri ... | 11 0 | 10 8 | 10 8 | 7 8 | 8 0 | 7 4 | 7 4 | 7 8 | 8 0 | 9 0 | 9 4 | 9 4 | 9 8 | 9 12 |
| Etawah ... | 10 10 | 10 8 | 9 10 | 8 2 | 7 8 | 6 12 | 6 12 | 7 8 | 7 0 | 8 4 | 9 0 | 9 0 | 9 0 | 9 8 |
| Etah ... | 11 12 | 11 4 | 9 8 | 8 4 | 8 0 | 7 0 | 7 6 | 8 4 | 8 2 | 10 0 | 9 14 | 9 12 | 9 12 | 10 0 |
| Bareilly ... | 10 15 | 11 0 | 8 8 | 9 0 | 7 8 8 12 | 7 0 8 0 | 7 12 8 12 | 7 12 8 12 | 7 8 8 8 | 7 12 9 0 | 9 4 | 8 14 | 9 0 | 9 2 |
| Bijnor ... | 11 8 | 11 0 | 10 8 | 8 8 | 8 2 | 7 4 | 7 12 | 8 0 | 7 8 | 9 4 | 9 10 | 9 2 | 9 0 | 9 4 |
| Budaun ... | 10 12 | 10 9 | 9 12 | 8 1 | 7 8 | 7 0 | 7 2 | 7 13 | 7 11 | 9 0 | 9 6 | 8 14 | 8 14 | 8 14 |
| Moradabad ... | 11 12 | 11 2 | 10 10 | 8 8 | 7 12 | 7 6 | 7 8 | 8 4 | 8 0 | 9 5 | 9 70 | 9 2 | 8 14 | 9 14 |
| Shahjahanpur ... | 12 4 | 12 0 | 11 0 | 8 4 | 7 12 | 7 8 | 7 12 | 8 8 | 8 8 | 9 2 | 9 8 | 9 4 | 8 12 | 9 4 |
| Pilibhit ... | 12 0 | 12 2 | 10 8 | 7 8 | 7 8 | 7 8 | 7 14 | 8 8 | 7 14 | 9 11 | 9 8 | 9 1 | 9 0 | 9 15 |
| Cawnpore ... | 10 8 | 10 8 | 9 12 | 8 4 | 7 8 | 7 4 | 7 8 | 7 12 | 7 12 | 8 12 | 8 12 | 8 8 | 8 8 | 9 0 |
| Fatehpur ... | 11 0 | 10 8 | 9 0 | 7 4 | 7 4 | 6 8 | 6 8 | 7 0 | 7 0 | 8 4 | 8 4 | 8 4 | 8 8 | 9 4 |
| Banda ... | 10 12 | 11 0 | 9 4 | 8 0 | 7 8 | 7 4 | 7 12 | 7 12 | 8 8 | 8 0 | 8 4 | 8 0 | 8 4 | 8 4 |
| Hamirpur ... | 10 0 | 11 0 | 9 4 | 7 12 | 7 12 | 7 0 | 7 0 | 7 4 | 7 4 | 8 0 | 8 8 | 8 2 | 8 12 | 8 4 |
| Allahabad ... | 9 8 | 9 12 | 8 0 | 7 0 | 6 12 | 6 8 | 6 12 | 7 0 | 6 12 | 7 0 | 7 8 | 7 8 | 7 8 | 7 8 |
| Jhansi ... | 10 13 | 11 12 | 9 7 | 8 0 | 8 0 | 7 4 | 7 12 | 8 6 | 7 6 | 8 0 | 8 4 | 8 0 | 8 12 | 8 4 |
| Jalaun ... | 12 0 | 12 0 | 10 8 | 8 8 | 8 0 | 7 0 | 7 4 | 7 8 | 7 8 | 7 4 | 8 0 | 8 0 | 8 4 | 8 12 |
| Benares ... | 10 0 | 9 10½ | 8 15 | 7 13 | 7 5 | 7 1 | 6 10 | 7 13 | 7 13 | 8 1½ | 8 1½ | 8 1½ | 7 13 | 8 1½ |
| Mirzapur ... | 11 8 | 11 0 | 8 0 | 7 4 | 7 0 | 6 4 | 6 12 | 7 4 | 7 0 | 7 8 | 7 4 | 7 8 | 7 4 | 7 8 |
| Jaunpur ... | 9 0 | 9 0 | 7 8 | 6 12 | 6 12 | 7 2 | 7 2 | 7 12 | 8 6 | 8 8 | 8 10 | 8 12 | 9 4 | 8 0 |
| Ghazipur ... | 9 8 | 9 10 | 9 2 | 7 7 | 7 10 | 7 2 | 7 2 | 7 11 | 8 1 | 7 12 | 8 0 | 8 6 | 7 15 | 7 12 |
| Ballia ... | 10 8 | 10 0 | 9 8 | 7 0 | 7 0 | 6 4 | 6 8 | 7 8 | 8 8 | 7 0 | 7 12 | 8 0 | 8 4 | 7 14 |
| Gorakhpur ... | 10 5 | 10 5 | 9 0 | 8 8 | 8 9 | 7 2 | 7 0 | 7 3 | 9 6 | 9 12 | 10 2 | 9 9 | 9 3 | 9 3 |
| Basti ... | 10 6 | 10 12 | 10 0 | 8 0 | 7 14 | 7 4 | 7 0 | 7 8 | 8 12 | 9 8 | 9 8 | 9 0 | 8 14 | 8 14 |
| Azamgarh ... | 10 2 | 10 2 | 9 6 | 7 2 | 7 12 | 7 0 | 6 10½ | 6 10½ | 9 0 | 9 0 | 8 14 | 8 14 | 8 8 | 8 14 |
| Almora ... | 8 0 | 7 8 | 7 8 | 6 12 | 6 0 | 5 4 | 5 8 | 6 0 | 5 8 | 5 14 | 6 8 | 6 0 | 6 2 | 6 4 |
| Garhwal ... | 8 0 | 10 0 | 8 0 | 7 0 | 6 4 | 6 0 | 5 0 | 6 0 | 5 0 | 4 8 | 5 8 | 5 0 | 5 0 | ... |
| Naini Tal ... | 8 8 | 8 0 | 8 0 | 7 12 | 7 0 | 6 8 | 6 4 | 6 4 | 6 4 | 6 4 | 7 0 | 7 0 | 7 8 | ... |
| Lucknow ... | 10 8 | 11 0 | 9 0 | 8 0 | 7 8 | 7 0 | 7 4 | 7 8 | 8 4 | 9 0 | 8 12 | 8 4 | 8 12 | ... |
| Unao ... | 10 8 | 10 4 | 9 8 | 8 0 | 8 0 | 7 4 | 7 0 | 7 12 | 7 8 | 9 0 | 8 8 | 8 12 | 8 0 | 9 8 |
| Rae Bareli ... | 10 0 | 10 0 | 8 8 | 8 0 | 8 0 | 7 8 | 7 0 | 7 4 | 9 0 | 9 4 | 9 4 | 8 8 | 8 12 | 9 4 |
| Sitapur ... | 10 8 | 10 0 | 9 0 | 7 0 | 7 0 | 6 12 | 7 0 | 7 8 | 8 0 | 8 8 | 8 4 | 8 4 | 8 4 | 8 12 |
| Hardoi ... | 11 0 | 10 0 | 9 0 | 7 8 | 7 0 | 6 12 | 6 8 | 7 8 | 8 0 | 8 8 | 8 8 | 8 8 | 9 0 | 8 12 |
| Kheri ... | 10 12 | 10 0 | 9 0 | 7 0 | 7 0 | 7 0 | 7 0 | 7 4 | 7 8 | 8 12 | 8 8 | 8 8 | 8 8 | 9 0 |
| Fyzabad ... | 10 4 | 9 12 | 9 0 | 8 0 | 7 12 | 7 0 | 6 12 | 7 12 | 8 8 | 8 12 | 8 8 | 8 4 | 8 8 | 8 8 |
| Gonda ... | 10 4 | 9 14 | 9 2 | 7 12 | 7 12 | 7 4 | 7 0 | 7 2 | 7 6 | 8 14 | 8 10 | 8 6 | 8 2 | 8 2 |
| Babraich ... | 9 8 | 9 0 | 8 0 | 7 0 | 7 0 | 7 0 | 7 0 | 7 8 | 7 8 | 9 0 | 8 12 | 8 12 | 8 4 | 8 4 |
| Sultanpur ... | 10 8 | 10 8 | 9 4 | 8 4 | 8 0 | 7 0 | 6 12 | 7 0 | 8 4 | 8 12 | 9 4 | 8 8 | 8 8 | 8 8 |
| Pertabgarh ... | 10 0 | 10 0 | 9 0 | 8 8 | 8 4 | 7 8 | 7 0 | 8 0 | 9 0 | 8 8 | 8 8 | 8 8 | 8 8 | 8 9 |
| Bara Banki ... | 9 8 | 9 0 | 7 12 | 7 8 | 7 4 | 6 8 | 7 0 | 7 0 | 8 12 | 9 0 | 9 0 | 8 4 | 8 8 | 8 8 |
| AVERAGE, U. P. OF AGRA AND OUDH. | 10 10 | 10 7 | 9 5 | 7 14 | 7 10 | 7 0 | 7 2 | 7 10 | 7 13 | 8 7 | 8 9 | 8 8 | 8 8 | 8 4 |

WHEAT.

| | 31st July 1896. | 31st August 1896. | 30th Sep- tember 1896. | 31st Octo- ber 1896. | 30th No- vember 1896. | 31st De- cember 1896. | 31st Janu- ary 1897. | 29th Feb- ruary 1897. | 31st March 1897. | 30th April 1897. | 31st May 1897. | 30th June 1897. | 31st July 1897. | 31st August 1897. |
|-------------------------------------|-----------------------|-------------------------|---------------------------------|-------------------------------|--------------------------------|--------------------------------|-------------------------------|--------------------------------|------------------------|------------------------|----------------------|-----------------------|-----------------------|-------------------------|
| | s. c. | s. c. | s. c. | s. c. | s. c. | s. c. | s. c. | s. c. | s. c. | s. c. | s. c. | s. c. | s. c. | s. c. |
| Dehra Dun ... | 12 6 | 11 13 | 9 8 | 8 4 | 7 11 | 7 8 | 8 9 | 7 8 | 8 4 | 9 2 | 11 4 | 10 4 | 10 4 | 9 8 |
| Saharanpur ... | 12 14 | 13 2 | 9 15 | 8 13 | 7 12 | 7 14 | 9 6 | 7 12 | 0 0 | 11 0 | 11 15 | 10 14 | 10 14 | 9 13 |
| Muzaffarnagar ... | 13 10 | 14 0 | 10 0 | 0 3 | 7 15 | 8 3 | 9 10 | 8 4 | 9 15 | 12 8 | 12 2 | 10 10 | 10 9 | 10 5 |
| Meerut ... | 13 0 | 13 8 | 8 4 | 8 8 | 8 0 | 8 4 | 9 0 | 8 4 | 8 8 | 11 12 | 11 12 | 10 8 | 10 8 | 10 0 |
| Bulandshahr ... | 13 10 | 13 8 | 9 0 | 9 0 | 8 4 | 8 12 | 9 0 | ... | 9 4 | 12 4 | 11 9 | 10 5 | 10 7 | 10 2 |
| Aligarh ... | ... | 12 12 | 9 4 | 8 4 | 8 4 | 8 8 | 8 12 | ... | 0 0 | 12 4 | 11 4 | 10 8 | 10 4 | 9 8 |
| Muttra ... | 13 0 | 12 8 | 9 4 | 8 8 | 8 8 | 8 8 | 8 12 | 8 4 | 9 0 | 11 0 | 10 12 | 10 4 | 10 0 | 9 8 |
| Agra ... | 12 0 | 12 8 | 8 8 | 8 0 | 7 12 | 8 4 | 9 0 | 8 8 | 8 4 | 10 8 | 10 4 | 9 8 | 9 12 | 9 4 |
| Farrukhsbad ... | 11 8 | 11 12 | 8 6 | 7 10 | 7 14 | 7 11 | 8 8 | 8 2½ | 8 11 | 10 10 | 10 12 | 9 11½ | 10 0 | 9 7 |
| Mainpuri ... | 13 0 | 12 3 | 9 12 | 7 12 | 8 1½ | 7 15 | 8 4 | 8 8 | 8 10 | 11 3 | 11 2 | 10 6 | 10 8 | 9 15 |
| Etawah ... | 12 4 | 11 4 | 8 0 | 7 12 | 7 12 | 8 0 | 8 8 | 8 18 | 8 12 | 10 8 | 10 2 | 8 13 | 10 0 | 9 6 |
| Etah ... | 13 6 | 12 14 | 9 2 | 8 7 | 8 10 | 8 6 | 9 2 | 8 10 | 9 12 | 12 6 | 11 6 | 10 10 | 10 10 | 9 10 |
| Bareilly ... | 10 14 | 11 3 | 8 3 | 7 10 | ... | 7 8 | 8 3 | 7 14 | 9 11 | 11 3 | 10 6 | 9 11 | 9 6 | 8 13 |
| Bijnor ... | 12 11 | 12 2 | 9 9 | 8 12 | 7 5 | 7 12 | 9 0 | 7 14 | 9 4 | 11 13 | 11 0 | 9 9 | 9 9 | 9 9 |
| Budaun ... | 12 4 | 11 15 | 9 11 | 8 10 | 8 0 | 7 15 | 8 7 | 8 6 | 9 10 | 12 10 | 11 1 | 9 11 | 10 2 | ... |
| Moradabad ... | 11 7 | 11 6 | 9 0 | 7 15 | 7 8 | 7 8 | 8 3 | 7 12 | 9 4 | 11 8 | 10 14 | 10 2 | 10 5 | 9 6 |
| Shahjahanpur ... | 12 4 | 11 12 | 8 12 | 8 8 | 8 0 | 8 4 | 8 4 | 8 12 | 8 12 | 12 4 | 11 0 | 10 0 | 10 0 | 9 12 |
| Pilibhit ... | 11 6 | 11 6 | 9 4 | 8 2 | 8 2 | 8 2 | 8 2 | 8 5 | 10 9 | 13 0 | 11 2 | 10 3½ | 10 6 | 9 9½ |
| Cawnpore ... | 13 0 | 13 8 | 8 4 | 8 6 | 8 4 | 9 0 | 9 8 | 8 8 | 9 12 | 10 12 | 10 0 | 9 12 | 9 14 | 9 8 |
| Fatehpur ... | 11 4 | 11 0 | 8 0 | 7 8 | 7 4 | 7 4 | 7 4 | 7 8 | 9 0 | 9 8 | 8 8 | 9 0 | 8 12 | 9 0 |
| Banda ... | 11 4 | 11 4 | 8 4 | 7 8 | 7 12 | 7 12 | 8 8 | 9 4 | 8 12 | 10 0 | 9 4 | 9 0 | 9 0 | 8 12 |
| Hamirpur ... | 11 8 | 11 2 | 8 13 | 7 6 | 7 2 | 0 0 | 7 11 | 8 1 | 8 0 | 8 14 | 9 0 | 8 4 | 8 11 | 8 3 |
| Allahabad ... | 11 0 | 10 8 | 8 6 | 7 12 | 7 8 | 7 4 | 7 6 | 8 8 | 9 4 | 9 12 | 9 0 | 9 0 | 9 0 | 8 12 |
| Jhansi ... | 11 12 | 11 8 | 8 0 | 8 4 | 8 0 | 8 8 | 9 4 | 9 4 | 8 12 | 9 0 | 9 12 | 9 0 | 9 0 | 9 0 |
| Jalaun ... | 11 0 | 11 0 | 7 8 | 7 8 | 7 0 | 7 0 | 7 8 | 8 0 | 8 0 | 9 8 | 9 8 | 9 0 | 9 0 | 8 8 |
| Benares ... | 11 6 | 10 13½ | 9 12 | 7 13 | 7 11 | 7 9 | 8 11½ | 7 11 | 9 12 | 10 5 | 9 8 | 9 8 | 9 3 | 9 1½ |
| Mirzapur ... | 11 1 | 9 13 | 8 12 | 7 14 | ... | 7 13 | 8 2 | 8 1 | ... | 9 10 | 9 5 | 8 3 | 8 0 | ... |
| Jaunpur ... | 12 0 | 11 0 | 8 12 | 7 10 | 7 11 | 7 9 | 7 6 | 7 12 | 9 8 | 10 8 | 9 4 | 9 0 | 8 12 | 8 15 |
| Ghazipur ... | ... | 10 4 | 9 0 | 7 8 | 6 14 | 7 0 | 8 8 | 9 8 | 9 0 | 8 12 | 9 0 | 9 0 | 9 0 | 9 0 |
| Ballia ... | 12 8 | 10 0 | 10 0 | 7 8 | 8 4 | 7 8 | 7 12 | 8 12 | ... | 10 0 | 10 0 | 9 0 | 9 0 | 9 0 |
| Gorakhpur ... | 11 11 | 10 13 | 8 8 | 7 8 | 7 3 | 7 3 | 7 6 | 8 2 | 10 13 | 10 13 | 9 7 | 9 0 | 8 9 | 8 9 |
| Basti ... | 12 0 | 11 8 | 9 8 | 8 12 | 8 12 | 8 10 | 8 6 | 9 6 | ... | 10 12 | 10 10 | 10 4 | 10 4 | 10 8 |
| Azamgarh ... | 12 0 | 10 14 | 9 0 | 7 13 | 7 13 | 7 7 | 7 5 | 2 | 10 12 | 10 12 | 8 8 | 8 14 | 8 8 | 8 14 |
| Almora ... | 9 4 | 9 0 | 8 8 | 7 8 | 7 0 | 7 8 | 8 4 | 8 8 | 8 12 | 8 12 | 10 0 | 11 0 | 10 8 | 12 0 |
| Garhwal ... | 7 0 | 7 0 | 7 0 | 7 0 | 7 0 | 7 0 | ... | 7 0 | ... | 7 0 | 10 0 | 11 0 | 10 0 | ... |
| Naini Tal ... | 9 0 | 9 0 | 7 8 | 7 0 | 7 0 | 6 8 | ... | 7 0 | 6 8 | 8 8 | 9 0 | 8 0 | 8 0 | 8 0 |
| Lucknow ... | 11 8 | 11 4 | 9 6 | 8 6½ | 7 14 | 8 2 | 8 2½ | 8 9½ | 9 12 | 11 5 | 10 2 | 9 6 | 9 12 | 9 6 |
| Unao ... | 12 0 | 12 0 | 8 0 | 7 8 | 7 12 | 8 0 | 8 1 | 8 3 | 0 0 | 11 8 | 10 4 | 9 8 | 9 0 | 9 0 |
| Rae Bareilly ... | 11 12 | 12 0 | 8 12 | 8 2 | 8 0 | 7 14 | 7 12 | 8 4 | 10 6 | 11 6 | 9 8 | 9 12 | 9 8 | 9 0 |
| Sitapur ... | 11 0 | 11 8 | 8 12 | 8 0 | 8 4 | 8 4 | 8 12 | 8 8 | 10 8 | 12 0 | 10 8 | 10 0 | 10 2 | 9 12 |
| Hardoi ... | 12 8 | 12 4 | 9 12 | 7 12 | 8 8 | 8 4 | 8 4 | 9 0 | 10 8 | 12 0 | 10 0 | 10 0 | 9 12 | 9 8 |
| Kheri ... | 11 6 | 11 6 | 9 13 | 9 4 | 8 5 | ... | 8 12 | 9 4 | ... | 12 4 | 10 10 | 10 4 | 10 0 | 9 14 |
| Fyzabad ... | 11 8 | 11 8 | 9 4 | 8 2 | 8 0 | 8 4 | 8 1 | 9 8 | ... | 7 12 | 7 8 | 9 13 | ... | ... |
| Gonda ... | 12 6 | 11 9½ | 9 8 | 8 7 | 8 2 | 8 10 | 8 10 | 8 10 | ... | 11 5½ | 10 15 | 9 8 | 9 10 | 9 6 |
| Babraich ... | 12 8 | 12 0 | 8 12 | 7 4 | 7 12 | 8 8 | 8 12 | 8 8 | 10 8 | 11 8 | 10 12 | 9 4 | 9 4 | 10 0 |
| Sultanpur ... | 11 0 | 11 8 | 8 8 | 8 4 | 8 4 | 8 0 | 8 0 | 10 0 | 11 0 | 12 0 | 10 0 | 9 8 | 9 0 | 9 8 |
| Partabgarh ... | 12 2 | 11 8 | 8 0 | 7 0 | 8 0 | 7 8 | 7 8 | 8 0 | 10 0 | 11 0 | 9 4 | 9 0 | 9 0 | 8 12 |
| Bara Banki ... | 10 4 | 11 0 | 9 0 | 8 4 | 7 8 | 8 0 | 7 12 | 9 0 | 10 0 | 11 4 | 10 8 | 9 8 | 10 0 | 9 4 |
| Average, U. P. of Agra and Oudh. | 11 12 | 11 7 | 8 3 | 8 0 | 7 13 | 7 14 | 8 6 | 8 6 | 9 6 | 10 12 | 10 8 | 9 10 | 9 10 | 9 5 |

BARLEY.

| | 31st July 1907. | 31st August 1907. | 30th September 1907. | 31st October 1907. | 30th November 1907. | 31st December 1907. | 31st January 1908. | 29th February 1908. | 31st March 1908. | 30th April 1908. | 31st May 1908. | 30th June 1908. | 31st July 1908. | 31st August 1908. |
|--|-----------------|-------------------|----------------------|--------------------|---------------------|---------------------|--------------------|---------------------|------------------|------------------|----------------|-----------------|-----------------|-------------------|
| | s. c. | s. c. | s. c. | s. c. | s. c. | s. c. | s. c. | s. c. | s. c. | s. c. | s. c. | s. c. | s. c. | s. c. |
| Dehra Dun ... | 16 0 | 16 0 | 15 8 | 11 0 | 11 0 | 11 0 | 10 8 | 10 0 | 10 0 | 11 0 | 11 0 | 12 8 | 13 0 | 13 0 |
| Saharanpur ... | 19 4 | 19 4 | 16 1 | 11 12 | 11 2 | 10 15 | 9 5 | 12 0 | 10 10 | 12 8 | 13 13 | 13 10 | 13 9 | 13 9 |
| Muzaffarnagar ... | 18 11 | 18 11 | 15 6 | 12 2 | 12 2 | 10 7 | 11 0 | 11 0 | 9 14 | 13 12 | 12 9 | 14 5 | 14 1 | 14 5 |
| Meerut ... | 16 12 | 16 0 | 13 8 | 11 8 | 11 4 | 10 8 | 10 12 | 11 8 | 12 0 | 12 8 | 12 4 | 12 8 | 12 8 | 13 4 |
| Bulandshahr ... | 17 8 | 16 8 | 13 8 | 11 4 | 9 8 | 9 4 | 10 0 | 11 0 | 12 0 | 13 8 | 13 0 | 13 0 | 12 8 | 13 0 |
| Aligarh ... | 16 0 | 16 0 | 13 8 | 11 0 | 10 4 | 9 0 | 9 12 | 11 0 | 10 8 | 13 8 | 13 8 | 13 4 | 13 8 | 13 8 |
| Muttra ... | 16 13 | 17 0 | 14 8 | 11 8 | 10 15 | 9 0 | 11 0 | 11 4 | 11 4 | 2 8 | 12 12 | 12 0 | 12 12 | 12 12 |
| Agra ... | 15 4 | 15 4 | 13 4 | 10 12 | 10 12 | 9 4 | 9 4 | 10 4 | 10 8 | 12 0 | 12 0 | 12 0 | 12 0 | 12 4 |
| Farrukhabad ... | 14 12 | 15 0 | 12 8 | 10 8 | 10 0 | 9 0 | 8 8 | 9 12 | 11 12 | 12 14 | 13 4 | 12 4 | 12 15 | 14 5 |
| Mainpuri ... | 15 4 | 14 8 | 12 0 | 10 0 | 9 8 | 8 8 | 8 12 | 10 0 | 12 0 | 12 8 | 13 0 | 13 4 | 12 4 | 14 0 |
| Etawah ... | 14 4 | 14 4 | 13 4 | 10 4 | 10 4 | 9 2 | 9 2 | 10 8 | 10 12 | 11 8 | 11 8 | 11 6 | 11 10 | 12 12 |
| Etah ... | 15 0 | 15 0 | 12 0 | 10 0 | 9 8 | 8 0 | 9 0 | 9 12 | 13 0 | 14 0 | 14 0 | 13 0 | 13 8 | 14 8 |
| Bareilly ... | 16 8 | 15 12 | 14 8 | 11 0 | 9 12 | 10 0 | 10 8 | 11 12 | 11 8 | 12 8 | 12 10 | 11 6 | 12 8 | 13 4 |
| Bijnor ... | 19 0 | 17 8 | 15 4 | 12 4 | 11 8 | 10 0 | 10 4 | 11 4 | 11 0 | 13 12 | 14 0 | 13 8 | 13 0 | 13 8 |
| Budaun ... | 15 8 | 15 8 | 13 4 | 10 4 | 9 10 | 9 4 | 9 12 | 10 12 | 12 0 | 13 2 | 13 8 | 11 8 | 11 10 | 12 12 |
| Moradabad ... | 17 6 | 16 6 | 15 2 | 11 2 | 10 0 | 9 12 | 9 8 | 10 0 | 12 0 | 13 6 | 13 10 | 12 0 | 12 4 | 14 2 |
| Shahjahanpur ... | 17 0 | 16 0 | 15 0 | 12 0 | 9 8 | 9 8 | 10 4 | 11 0 | 14 0 | 13 4 | 13 8 | 11 4 | 12 0 | 13 8 |
| Pilibhit ... | 17 2 | 17 2 | 14 7 | 9 3 | 9 3 | 9 3 | 10 8 | 11 13 | 13 2 | 13 12 | 12 13 | 12 8 | 13 12 | 13 12 |
| Cawnpore ... | 14 8 | 14 12 | 13 4 | 11 0 | 10 8 | 9 4 | 9 12 | 11 8 | 11 0 | 11 12 | 12 4 | 11 8 | 11 13 | 14 4 |
| Fatehpur ... | 15 0 | 15 0 | 13 0 | 9 8 | 9 8 | 8 0 | 8 0 | 9 8 | 10 0 | 10 8 | 10 12 | 10 8 | 11 0 | 12 0 |
| Banda ... | 15 0 | 13 8 | 12 8 | 9 8 | 10 8 | 8 4 | 8 8 | 8 8 | 8 8 | 9 8 | 9 8 | 10 0 | 10 4 | 10 4 |
| Hamirpur ... | 12 10 | 12 4 | 11 8 | 9 8 | 8 0 | 8 4 | 9 0 | 9 8 | 9 12 | 10 4 | 11 0 | 10 0 | 10 0 | 11 0 |
| Allahabad ... | 13 0 | 13 4 | 11 4 | 10 0 | 9 12 | 9 0 | 9 4 | 9 8 | 10 12 | 11 4 | 11 4 | 11 4 | 11 0 | 12 0 |
| Jhansi ... | 17 0 | 17 5 | 15 6 | 11 12 | 12 0 | 9 4 | 9 8 | 10 10 | 11 14 | 11 6 | 11 6 | 11 0 | 11 4 | 12 0 |
| Jalaun ... | 16 0 | 16 0 | 14 0 | 10 0 | 9 0 | 8 0 | 8 0 | 8 0 | 8 0 | 9 0 | 10 0 | 10 8 | 10 8 | 11 0 |
| Benares ... | 13 13 | 13 0 | 11 15 | 9 12 | 9 3 | 8 11 | 8 6 | 11 6 | 11 11 | 11 2 | 11 2 | 11 2 | 10 9 | 11 6 |
| Mirzapur ... | 13 8 | 13 0 | 10 0 | 9 0 | 9 0 | 7 8 | 8 0 | 9 0 | 9 8 | 10 0 | 10 0 | 11 0 | 9 12 | 10 0 |
| Jaunpur ... | 13 8 | 13 8 | 11 8 | 10 12 | 10 12 | 8 4 | 8 2 | 9 0 | 13 0 | 13 0 | 13 4 | 11 12 | 12 4 | 12 0 |
| Ghasipur ... | 12 12 | 11 6 | 11 6 | 10 6 | 10 6 | 9 6 | 8 6 | 9 10 | 12 2 | 11 15 | 13 0 | 12 2 | 11 14 | 11 11 |
| Ballia ... | 14 0 | 12 8 | 13 8 | 11 0 | 9 0 | 8 0 | 9 0 | 9 4 | 11 0 | 11 8 | 12 8 | 12 0 | 11 8 | 11 4 |
| Gorakhpur ... | 13 2 | 13 1 | 13 1 | 10 12 | 10 5 | 9 0 | 8 2 | 9 6 | 12 2 | 12 9 | 13 8 | 13 1 | 13 1 | 12 9 |
| Basti ... | 15 4 | 14 0 | 14 0 | 11 12 | 10 8 | 9 12 | 9 12 | 9 12 | 13 0 | 13 0 | 13 4 | 12 4 | 12 4 | 12 4 |
| Azamgarh ... | 13 2 | 13 2 | 13 6 | 10 2 | 9 9 | 8 8 | 8 5 | 9 1 | 14 12 | 14 0 | 14 0 | 14 0 | 12 8 | 12 4 |
| Almora ... | 11 8 | 11 0 | 11 0 | 10 0 | 9 0 | 8 4 | 8 4 | 8 4 | 8 4 | 8 4 | 8 0 | 7 12 | 7 4 | 7 8 |
| Garhwal ... | 15 0 | 16 0 | 11 0 | 11 0 | 10 0 | 9 0 | 8 0 | 10 0 | 8 0 | ... | ... | ... | ... | ... |
| Naini Tal ... | 13 0 | 13 0 | 12 0 | 12 0 | 10 0 | 10 0 | 9 0 | 9 0 | 8 8 | 9 0 | 9 8 | 9 8 | 9 8 | ... |
| Lucknow ... | 15 0 | 14 0 | 13 0 | 10 0 | 9 0 | 9 0 | 9 8 | 10 8 | 12 0 | 12 8 | 12 4 | 11 4 | 11 4 | ... |
| Unao ... | 13 8 | 14 0 | 12 4 | 10 8 | 10 8 | 9 0 | 8 8 | 10 8 | 11 12 | 13 0 | 12 8 | 12 0 | 11 0 | 13 0 |
| Rae Bareilly ... | 14 0 | 14 0 | 11 0 | 9 8 | 9 8 | 8 0 | 8 0 | 9 0 | 12 0 | 12 8 | 12 0 | 11 0 | 11 8 | 14 0 |
| Sitapur ... | 14 0 | 14 0 | 11 8 | 9 8 | 9 8 | 8 0 | 9 0 | 10 0 | 12 0 | 12 0 | 11 0 | 11 0 | 11 0 | 13 4 |
| Hardoi ... | 15 0 | 15 0 | 14 0 | 11 0 | 10 0 | 9 0 | 8 8 | 10 8 | 11 0 | 13 8 | 13 8 | 12 0 | 12 0 | 13 0 |
| Kheri ... | 15 8 | 16 0 | 14 0 | 11 0 | 10 0 | 9 0 | 9 8 | 11 0 | 11 0 | 11 8 | 11 12 | 11 4 | 11 8 | 14 0 |
| Fyzabad ... | 14 0 | 14 0 | 13 0 | 9 8 | 9 4 | 9 4 | 9 4 | 9 4 | 11 8 | 11 12 | 12 0 | 11 12 | 11 8 | 12 0 |
| Gonda ... | 14 4 | 13 12 | 13 4 | 10 12 | 9 0 | 9 4 | 9 4 | 9 4 | 9 4 | 12 4 | 11 4 | 11 2 | 11 2 | 11 2 |
| Bahraich ... | 15 0 | 15 0 | 12 4 | 11 0 | 10 0 | 9 8 | 9 0 | 9 8 | 9 8 | 13 4 | 12 8 | 12 4 | 11 8 | 11 8 |
| Sultanpur ... | 14 8 | 14 0 | 12 12 | 10 4 | 10 0 | 8 4 | 8 4 | 9 0 | 11 8 | 12 0 | 12 0 | 11 0 | 11 0 | 12 8 |
| Partabgarh ... | 13 8 | 13 0 | 12 0 | 10 0 | 10 0 | 9 8 | 8 0 | 9 6 | 12 8 | 11 9 | 12 0 | 11 8 | 11 4 | 12 0 |
| Bara Banki ... | 14 0 | 13 0 | 12 0 | 11 0 | 6 0 | ... | ... | ... | 9 0 | 11 0 | 11 0 | 11 0 | 11 0 | 11 0 |
| Average U. P. of Agra & Oudh. | 15 1 | 14 12 | 13 1 | 10 10 | 9 14 | 9 1 | 9 2 | 10 1 | 11 2 | 12 1 | 12 8 | 11 11 | 11 11 | 12 8 |

(x)

BARLEY.

| | 31st July 1896. | 31st August 1896. | 30th Sep- tember 1896. | 31st Octo- ber 1896. | 30th No- vember 1896. | 31st De- cember 1896. | 31st Jan- nary 1897. | 28th Feb- ruary 1897. | 31st March 1897. | 30th April 1897. | 31st May 1897. | 30th June 1897. | 31st July 1897. | 31st August 1897. |
|-------------------------------------|-----------------------|-------------------------|---------------------------------|-------------------------------|--------------------------------|--------------------------------|-------------------------------|--------------------------------|------------------------|------------------------|----------------------|-----------------------|-----------------------|-------------------------|
| | s. c. | s. c. | s. c. | s. c. | s. c. | s. c. | s. c. | s. c. | s. c. | s. c. | s. c. | s. c. | s. c. | s. c. |
| Dehra Dun ... | 14 8 | 13 0 | 10 11 | 9 9 | 8 6 | 7 0 | 7 8 | 10 8 | 8 8 | 10 8 | 12 8 | 12 0 | 11 8 | 11 8 |
| Saharspur ... | 16 2 | 15 5 | 13 2 | 9 15 | 7 8 | 7 8 | 9 4 | 10 9 | ... | 14 3 | 14 3 | 13 0 | 13 0 | 12 7 |
| Muzaffarnagar ... | 15 6 | 15 6 | ... | ... | 7 11 | 7 2 | 9 14 | 10 0 | 14 5 | 14 9 | 14 5 | 13 3 | 12 2 | 11 0 |
| Meerut ... | 16 0 | 16 0 | 10 0 | ... | 7 8 | 8 0 | 10 8 | 10 0 | 12 0 | 13 0 | 13 0 | 12 0 | 12 0 | 11 0 |
| Bulandshahr ... | 15 0 | 15 4 | 11 0 | 8 12 | 8 0 | 8 12 | 10 8 | ... | 13 3 | 14 5 | 14 4 | 12 5 | 12 14 | 12 10 |
| Aligarh ... | ... | 14 12 | 11 0 | 9 0 | 8 8 | 8 8 | 9 0 | ... | ... | 14 4 | 13 4 | 12 4 | 13 4 | 12 12 |
| Muttra ... | 15 0 | 14 8 | 11 0 | 9 8 | 9 0 | 9 4 | 9 12 | 9 8 | 13 0 | 14 12 | 13 8 | 12 12 | 13 4 | 13 8 |
| Agra ... | 14 4 | 15 4 | 10 8 | 9 0 | 8 12 | 8 12 | 10 8 | 10 0 | 12 0 | 13 0 | 12 4 | 11 12 | 12 4 | 12 8 |
| Farrukhabad ... | 14 0 | 14 5 | 10 14 | 8 3 | 8 2 | 8 2 | 9 3½ | 9 9 | 12 15 | 13 10 | 12 15 | 12 4 | 12 4 | 12 4 |
| Mairpuri ... | 14 12 | 14 5 | 10 10 | 8 6 | 8 8 | 8 8 | 8 10 | 8 12 | 12 3 | 13 3 | 13 2 | 12 0 | 12 8 | 12 3 |
| Etawah ... | 15 0 | 13 12 | 9 0 | 8 12 | 9 0 | 8 12 | 9 0 | 9 8 | 13 0 | 11 0 | 11 8 | 10 10 | 11 8 | 11 7 |
| Etah ... | 16 4 | 16 2 | 10 12 | 9 6 | 9 2 | 9 2 | 10 4 | 9 10 | 14 2 | 14 14 | 14 2 | 13 2 | 12 2 | 12 10 |
| Bareilly ... | 12 14 | 13 8 | 10 0 | 8 13 | ... | 7 8 | 8 6 | 8 13 | 14 1 | 14 11 | 13 3 | 12 6 | 11 8 | 10 14 |
| Bijnor ... | 14 10 | 12 6 | 10 2 | 8 2 | 5 10 | ... | ... | ... | 14 10 | 13 12 | 13 8 | 11 8½ | 11 4 | 11 8 |
| Budann ... | 14 14 | 13 14 | 11 9 | 9 0 | 7 5 | 8 6 | 9 0 | 9 8 | 14 0 | 14 4 | 12 10 | 11 2½ | 11 0 | ... |
| Moradabad ... | 14 4 | 13 12 | 11 15 | 7 7 | 7 4 | 8 2 | 9 0 | 9 0 | 12 11 | 12 8 | 12 4 | 12 0 | 12 1 | 11 0 |
| Shahjahanpur ... | 15 4 | 15 0 | 12 0 | 9 3 | 8 0 | 10 4 | 10 0 | 10 8 | 10 4 | 15 4 | 13 4 | 12 0 | 12 0 | 12 0 |
| Pilibhit ... | 14 8 | 15 8 | 13 0 | 11 0 | 7 3 | 8 8 | 9 2 | ... | 15 9 | 17 10½ | 15 4 | 13 10 | 13 0 | 13 0 |
| Cawnpore ... | 14 12 | 15 0 | 9 8 | 9 8 | 9 4 | 9 4 | 10 0 | 10 4 | 12 8 | 12 8 | 12 4 | 11 8 | 12 0 | 12 8 |
| Fatehpur ... | 14 0 | 14 4 | 9 0 | 8 12 | 8 8 | 8 8 | 8 8 | 8 8 | 11 8 | 11 12 | 10 8 | 10 4 | 10 4 | 10 8 |
| Banda ... | 12 8 | 11 0 | 9 0 | 8 4 | 8 0 | 8 8 | 8 8 | 8 8 | 9 8 | 11 4 | 10 8 | 10 0 | 10 4 | 10 4 |
| Hamirpur ... | 12 10 | 13 1 | 10 1 | 9 1 | 8 8 | ... | 8 8 | 8 15 | 10 6 | 10 14 | 10 10 | 9 10 | 9 15 | 10 4 |
| Allahabad ... | 13 12 | 13 0 | 10 10 | 9 0 | 8 6 | 8 0 | 8 12 | 9 0 | 11 0 | 11 14 | 10 4 | 10 4 | 10 4 | 10 12 |
| Jhansi ... | 14 12 | 14 3 | 12 8 | 10 0 | 8 12 | 10 0 | 10 0 | 10 8 | 11 4 | 12 0 | 10 12 | 10 12 | 11 0 | 11 8 |
| Jalaun ... | 14 0 | 14 0 | 9 0 | 9 0 | 8 0 | 8 0 | 8 0 | 9 0 | 10 0 | 11 0 | 11 0 | 10 0 | 10 0 | 10 8 |
| Benares ... | 14 6 | 13 9 | 11 10½ | 9 12 | 9 3½ | 8 15 | 9 12 | 9 12 | 12 11 | 13 4½ | 11 2 | 10 13½ | 10 13 | 10 13½ |
| Mirzapur ... | 14 6 | 12 12 | 11 6 | 9 10 | ... | 9 3 | 9 10 | 11 0 | ... | 11 14 | 10 12 | 9 12 | 9 5 | ... |
| Jaunpur ... | 15 8 | 14 8 | 11 0 | 9 2 | 9 8 | 9 2 | 9 8 | 9 8 | 12 8 | 13 4 | 11 3 | 11 3 | 10 8 | 11 12 |
| Ghazipur ... | ... | 14 0 | 11 4 | 10 4 | 9 0 | 8 9 | 10 8 | 14 8 | 13 12 | 12 12 | 11 4 | 10 8 | 10 4 | 10 2 |
| Ballia ... | 16 0 | 15 0 | 14 8 | 10 10 | 11 4 | 10 8 | 10 0 | 11 4 | ... | 14 0 | 14 0 | 11 0 | 9 8 | 12 0 |
| Gorakhpur ... | 15 12 | 13 8 | 11 11 | 9 0 | 9 0 | 9 14 | 10 5 | 10 13 | 14 6 | 14 0 | 11 11 | 10 13 | 10 5 | 11 15 |
| Basti ... | 15 8 | 14 8 | 13 0 | 11 0 | 10 12 | 10 0 | 10 0 | 11 0 | ... | 15 8 | 14 12 | 12 8 | 11 8 | 11 0 |
| Azamgarh ... | 15 0 | 14 4 | 11 4 | 9 10 | 9 0 | 8 14 | 8 14 | 10 0 | 14 12 | 14 12 | 11 8 | 11 6 | 10 0 | 11 12 |
| Almora ... | 12 0 | 11 0 | 10 8 | 9 6 | 8 0 | 8 4 | 9 8 | 9 12 | 9 8 | 11 0 | 12 8 | 13 0 | 14 0 | 15 0 |
| Garhwal ... | 9 0 | 8 0 | 8 0 | 8 0 | 8 0 | 8 0 | ... | 8 0 | ... | 8 0 | 11 0 | 12 0 | 12 0 | ... |
| Naini Tal ... | 15 0 | 16 4 | 11 4 | 9 8 | 8 2 | 7 8 | ... | 9 0 | 8 8 | 10 8 | 10 8 | 9 8 | 9 8 | 9 8 |
| Lucknow ... | 13 8 | 14 0 | 12 0 | 10 4 | 9 6 | 9 2 | 9 6½ | 10 3½ | 13 8 | 13 10 | 2 4 | 11 4 | 11 4 | 11 8 |
| Unao ... | 14 0 | 13 0 | 9 0 | 8 0 | 8 0 | 8 11 | 8 12 | 9 0 | ... | 13 8 | 11 8 | 11 0 | 11 0 | 11 4 |
| Rae Bareli ... | 15 12 | 15 0 | 10 0 | 9 8 | 9 0 | 9 0 | 9 0 | 9 4 | 12 0 | 13 0 | 11 8 | 11 8 | 11 8 | 11 0 |
| Sitapur ... | 14 0 | 15 0 | 11 0 | 11 0 | 9 0 | 10 0 | 11 0 | 10 0 | 13 0 | 14 0 | 13 0 | 11 8 | 12 0 | 12 0 |
| Hardoi ... | 15 0 | 14 0 | 13 0 | 8 8 | 9 4 | 10 8 | 9 0 | 9 0 | 13 8 | 14 0 | 12 8 | 10 4 | 12 0 | 11 8 |
| Kheri ... | 16 8 | 15 8 | 14 0 | 11 8 | 10 8 | ... | 11 4 | 11 12 | ... | 16 0 | 13 0 | 12 8 | 12 12 | 12 12 |
| Fyzabad ... | 15 6 | 15 0 | 11 8 | 9 12 | 9 4 | 9 6 | 9 6 | 9 12 | ... | 13 8 | 12 8 | 11 1 | 11 8 | 11 4 |
| Gonda ... | 17 0 | 14 4 | 12 12 | 9 12 | 8 8 | 9 4 | 9 0 | 8 2 | ... | 14 2 | 13 13 | 11 6 | 12 0 | 11 14 |
| Bahraich ... | 17 8 | 16 0 | 12 8 | 10 4 | 10 0 | 11 4 | 11 8 | 11 8 | 17 0 | 16 0 | 14 0 | 12 6 | 12 8 | 12 8 |
| Sultanpur ... | 15 0 | 14 8 | 11 0 | 9 4 | 9 4 | 9 4 | 9 4 | 12 4 | 13 4 | 14 0 | 11 4 | 11 0 | 11 4 | 11 8 |
| Partabgarh ... | 15 12 | 14 8 | 10 0 | 8 0 | 9 0 | 8 0 | 9 0 | 9 4 | 12 0 | 13 4 | 10 0 | 10 12 | 10 8 | 10 12 |
| Bara Banki ... | 14 8 | 11 8 | 10 8 | 9 8 | 8 4 | 8 0 | 8 0 | 10 4 | 12 4 | 14 0 | 12 4 | 12 0 | 11 8 | 11 8 |
| Average, U. P. of Agra and Oudh. | 14 11 | 14 1 | 11 1 | 9 5 | 8 10 | 8 13 | 9 7 | 9 14 | 12 8 | 13 5 | 12 6 | 11 8 | 11 8 | 11 10 |

COMMON RICE.

| | 31st July 1907. | 31st August 1907. | 30th Sep- tember 1907. | 31st Octo- ber 1907. | 30th Nov- ember 1907. | 31st De- cember 1907. | 31st Janu- ary 1908. | 29th Feb- ruary 1908. | 31st March 1908. | 30th April 1908. | 31st May 1908. | 30th June 1908. | 31st July 1908. | 31st August 1908. |
|-------------------------------------|-----------------------|-------------------------|---------------------------------|-------------------------------|--------------------------------|--------------------------------|-------------------------------|--------------------------------|------------------------|------------------------|----------------------|-----------------------|-----------------------|-------------------------|
| | s. c. | s. c. | s. c. | s. c. | s. c. | s. c. | s. c. | s. c. | s. c. | s. c. | s. c. | s. c. | s. c. | s. c. |
| Dehra Dun | 5 6 | 5 3 | 5 2 | 6 0 | 6 0 | 5 12 | 6 0 | 5 12 | 6 4 | 6 8 | 6 8 | 6 8 | 6 8 | 7 4 |
| Sabarapur | 5 15 | 5 12 | 5 14 | 6 2 | 6 2 | 6 7 | 6 7 | 6 7 | 5 6 | 5 6 | 5 6 | 5 5 | 4 13 | 6 6 |
| Muzaffarnagar | 6 10 | 6 10 | 6 10 | 6 10 | 6 10 | 6 1 | 5 8 | 5 8 | 5 12 | 5 12 | 5 8 | 5 8 | 5 8 | 6 1 |
| Meerut | 7 0 | 7 0 | 6 8 | 7 0 | 7 0 | 6 0 | 6 0 | 7 0 | 6 0 | 6 0 | 6 0 | 6 0 | 6 0 | 6 0 |
| Bulandshahr | 6 8 | 7 0 | 7 0 | 7 0 | 6 0 | 6 0 | 6 0 | 6 0 | 7 0 | 8 0 | 7 0 | 7 0 | 6 0 | 6 0 |
| Aligarh | ... | ... | 6 4 | ... | 5 8 | 5 8 | 4 0 | 4 0 | 4 0 | 4 0 | 7 0 | 7 0 | 8 0 | 8 0 |
| Muttra | 7 8 | 7 8 | 6 8 | 6 0 | 6 12 | 6 12 | 6 8 | 6 8 | 6 8 | 7 8 | 7 8 | 7 8 | 7 8 | 7 8 |
| Agra | 8 4 | 7 4 | 7 4 | 7 4 | 7 4 | 7 4 | 6 8 | 7 8 | 7 8 | 7 8 | 5 4 | 7 8 | 7 8 | 7 8 |
| Farrukhabad | 6 8 | 6 8 | 7 0 | 6 8 | 6 0 | 6 0 | 6 8 | 7 8 | 7 8 | 7 8 | 7 8 | 8 0 | 8 0 | 8 0 |
| Mainpuri | 9 0 | 9 0 | 7 8 | 7 0 | 7 0 | 7 0 | 6 12 | 7 8 | 8 0 | 8 0 | 7 8 | 7 8 | 8 0 | 8 0 |
| Etawah | 8 8 | 8 8 | 8 0 | 7 0 | 6 0 | 7 0 | 6 0 | 7 0 | 7 0 | 7 0 | 7 0 | 7 0 | 7 0 | 7 4 |
| Etah | 6 8 | 6 8 | 6 8 | 6 8 | 6 4 | 6 0 | 6 8 | 7 4 | 7 8 | 7 8 | 7 8 | 7 8 | 7 4 | 7 8 |
| Barilly | 7 8 | 7 8 | 6 0 | 5 8 | 5 8 | 5 0 | 5 8 | 5 8 | 5 8 | 5 8 | 5 8 | 5 6 | 5 12 | 6 12 |
| Bijaor | 6 8 | 6 12 | 6 4 | 6 8 | 5 9 | 5 8 | 5 8 | 6 0 | 6 8 | 5 12 | 6 8 | 6 4 | 6 4 | 6 8 |
| Budaun | 6 8 | 6 13 | 7 1 | 6 3 | 6 0 | 5 10 | 5 8 | 5 12 | 6 0 | 6 2 | 6 2 | 6 4 | 6 2 | 6 2 |
| Moradabad | 7 14 | 6 10 | 6 10 | 6 0 | 6 0 | 6 0 | 5 11 | 5 12 | 5 10 | 5 4 | 5 0 | 5 0 | 5 0 | 5 0 |
| Shahjahanpur | 7 8 | 7 8 | 6 0 | 5 8 | 6 12 | 6 8 | 6 12 | 7 0 | 7 0 | 7 0 | 7 0 | 7 0 | 7 8 | 8 0 |
| Pilibhit | 7 14 | 9 0 | 7 14 | 7 14 | 7 3 | 6 14 | 7 3 | 7 8 | 7 7 | 7 12 | 7 8 | 7 14 | 8 0 | 7 14 |
| Cawnpore | 8 0 | 7 8 | 7 8 | 6 12 | 6 12 | 7 0 | 7 0 | 7 8 | 7 4 | 7 4 | 7 0 | 7 0 | 7 0 | 7 0 |
| Fatehpur | 8 0 | 7 8 | 7 0 | 6 0 | 6 0 | 6 0 | 6 12 | 7 0 | 7 8 | 7 8 | 7 4 | 7 4 | 7 4 | 7 4 |
| Banda | 8 4 | 8 0 | 6 8 | 6 4 | 7 8 | 7 0 | 7 0 | 7 12 | 8 4 | 8 0 | 8 0 | 8 0 | 7 12 | 8 0 |
| Hamirpur | 6 8 | 6 6 | 6 4 | 6 8 | 6 4 | 6 4 | 6 4 | 6 4 | 6 8 | 7 4 | 7 0 | 7 4 | 7 4 | 7 4 |
| Allahabad | 7 8 | 7 8 | 6 0 | 6 0 | 5 12 | 5 0 | 5 0 | 5 8 | 5 12 | 5 12 | 5 8 | 7 8 | 7 8 | 7 8 |
| Jhansi | 5 13 | 6 4 | 6 3 | 5 8 | 5 8 | 5 4 | 5 8 | 5 10 | 5 10 | 5 14 | 5 14 | 5 12 | 5 8 | 5 12 |
| Jalaun | 6 8 | 6 0 | 6 0 | 6 0 | 6 0 | 6 0 | 6 0 | 6 0 | 6 0 | 6 0 | 6 0 | 6 0 | 5 8 | 6 0 |
| Benares | 7 1 | 7 1 | 7 1 | 6 8 | 6 4 | 6 4 | 6 2 | 6 8 | 6 8 | 6 8 | 6 8 | 6 8 | 6 8 | 6 12 |
| Mirzapur | 8 8 | 7 8 | 7 4 | 7 0 | 7 0 | 6 8 | 7 0 | 7 8 | 7 8 | 7 8 | 7 0 | 7 8 | 7 8 | 7 4 |
| Jaunpur | 6 0 | 6 0 | 5 4 | 5 0 | 5 0 | 7 0 | 6 14 | 7 8 | 7 4 | 7 12 | 7 12 | 7 12 | 7 12 | 7 4 |
| Ghasipur | 7 4 | 7 11 | 7 8 | 7 10 | 7 3 | 6 14 | 7 4 | 7 5 | 7 4 | 7 4 | 6 12 | 6 14 | 6 15 | 6 15 |
| Ballia | 6 12 | 7 0 | 7 0 | 7 0 | 7 0 | 6 0 | 6 12 | 7 0 | 7 4 | 7 0 | 7 8 | 7 4 | 7 4 | 7 8 |
| Gorakhpur | 7 13 | 7 13 | 8 13 | 8 4 | 8 2 | 7 8 | 7 0 | 7 3 | 7 6 | 8 1 | 7 6 | 7 9 | 7 6 | 7 0 |
| Basti | 8 4 | 8 8 | 8 4 | 7 12 | 7 12 | 7 4 | 6 8 | 7 0 | 6 14 | 7 8 | 7 8 | 7 8 | 7 8 | 7 8 |
| Azamgarh | 7 8 | 7 8 | 7 8 | 7 8 | 7 0 | 6 14 | 6 11 | 6 11 | 7 8 | 7 8 | 7 8 | 7 8 | 7 8 | 7 8 |
| Almora | 6 4 | 6 0 | 5 12 | 7 0 | 6 0 | 5 4 | 6 0 | 5 12 | 5 12 | 5 4 | 5 0 | 5 2 | 5 4 | 5 4 |
| Garhwal | 6 0 | 5 8 | 5 0 | 4 8 | 4 4 | 4 8 | 4 8 | 5 0 | 4 8 | 4 8 | 4 8 | 4 4 | 4 0 | ... |
| Naini Tal | 6 8 | 7 0 | 7 0 | 5 8 | 5 6 | 5 0 | 5 0 | 5 0 | 5 0 | 5 8 | 6 0 | 6 0 | 5 8 | ... |
| Lucknow | 7 0 | 6 8 | 6 8 | 6 8 | 6 0 | 6 0 | 6 8 | 7 0 | 7 8 | 7 8 | 7 8 | 7 12 | 7 12 | ... |
| Unao | 7 0 | 7 0 | 7 0 | 5 8 | 5 0 | 6 8 | 6 8 | 7 8 | 8 0 | 8 0 | 8 0 | 8 0 | 7 4 | 7 12 |
| Rae Bareli | 7 0 | 7 8 | 6 4 | 7 0 | 6 8 | 6 4 | 7 0 | 8 0 | 8 8 | 7 12 | 8 0 | 8 0 | 7 12 | 7 8 |
| Sitapur | 6 0 | 6 0 | 6 0 | 6 0 | 6 0 | 6 0 | 6 0 | 6 0 | 8 0 | 7 8 | 7 8 | 7 8 | 7 8 | 8 0 |
| Mardoi | 8 0 | 8 0 | 6 0 | 6 0 | 6 0 | 6 0 | 6 0 | 7 12 | 8 0 | 8 8 | 8 0 | 8 0 | 8 0 | 8 0 |
| Kheri | 6 8 | 7 0 | 6 8 | 6 4 | 3 0 | 6 0 | 6 12 | 7 12 | 8 0 | 7 12 | 7 12 | 7 12 | 7 12 | 7 12 |
| Fyzabad | 6 4 | 6 4 | 6 4 | 6 0 | 6 0 | 5 8 | 5 8 | 5 8 | 5 12 | 5 8 | 5 8 | 5 8 | 5 8 | 5 8 |
| Gonda | 7 0 | 6 14 | 6 2 | 6 12 | 5 12 | 5 10 | 6 4 | 6 7 | 6 4 | 6 8 | 6 8 | 6 8 | 6 8 | 6 8 |
| Bahraich | 6 12 | 6 8 | 6 0 | 6 0 | 5 12 | 5 12 | 6 0 | 6 0 | 6 0 | 6 0 | 7 12 | 6 0 | 6 0 | 6 0 |
| Sultanpur | 8 4 | 8 0 | 7 8 | 7 12 | 7 0 | 6 12 | 6 12 | 7 0 | 7 0 | 7 0 | 7 0 | 7 0 | 7 0 | 7 4 |
| Partabgarh | 8 0 | 7 8 | 7 0 | 6 9 | 6 8 | 6 8 | 6 0 | 8 0 | 8 4 | 8 4 | 7 12 | 7 8 | 7 8 | 7 6 |
| Bara Banki | 7 0 | 7 0 | 5 8 | 6 0 | 6 12 | 6 8 | 7 8 | 7 8 | 8 0 | 8 0 | 7 4 | 7 12 | 7 12 | 7 8 |
| AVERAGE, U. P. OF AGRA AND OUDH. | 7 2 | 7 1 | 6 10 | 6 7 | 6 4 | 6 3 | 6 4 | 6 10 | 6 12 | 6 13 | 6 13 | 6 13 | 6 13 | 7 0 |

JUAR.

| | 31st July 1907. | 31st August 1907. | 30th Sep- tember 1907. | 31st Octo- ber 1907. | 30th Nov- emfer 1907. | 31st De- cember 1907. | 31st Jan- nary 1908. | 29th Feb- ruary 1908. | 31st March 1908. | 30th April 1908. | 31st May 1908. | 30th June 1908. | 31st July 1908. | 31st August 1908. |
|-------------------------------------|-----------------------|-------------------------|---------------------------------|-------------------------------|--------------------------------|--------------------------------|-------------------------------|--------------------------------|------------------------|------------------------|----------------------|-----------------------|-----------------------|-------------------------|
| | s. c. | s. c. | s. c. | s. c. | s. c. | s. c. | s. c. | s. c. | s. c. | s. c. | s. c. | s. c. | s. c. | s. c. |
| Dehra Dun | 12 6 | 12 0 | 13 0 | 10 0 | 10 8 | 9 8 | 9 0 | 10 0 | 10 0 | 9 8 | 9 8 | 8 3 | 9 0 | 12 0 |
| Saharanpur | 15 1 | 16 0 | 16 0 | 11 3 | 11 3 | 11 4 | 9 10 | 10 10 | 10 12 | 9 9 | 9 9 | 9 10 | 9 5 | 12 12 |
| Muzaffarnagar | 13 3 | 16 8 | 14 14 | 12 2 | 12 2 | 8 13 | 8 13 | 9 14 | 9 14 | ... | ... | ... | ... | ... |
| Meerut | 11 0 | 15 0 | 15 0 | 12 0 | 11 0 | 9 8 | 10 8 | 12 0 | 10 8 | 8 0 | 8 8 | 9 0 | 11 0 | 12 8 |
| Enlandshahr | 13 8 | 15 8 | 13 0 | 11 0 | 10 8 | 9 8 | 10 0 | 10 8 | 11 0 | 10 0 | ... | 8 0 | 9 0 | 9 8 |
| Aligarh | 15 0 | 15 0 | 13 8 | 11 0 | 10 12 | 8 8 | 9 8 | 10 8 | 10 8 | 12 4 | 12 4 | 12 4 | 10 0 | 12 0 |
| Muttra | 18 0 | 17 0 | 14 0 | ... | ... | 9 0 | 10 8 | 11 0 | 10 0 | 10 0 | 10 0 | 9 0 | 9 0 | 10 |
| Agra | 15 4 | 14 4 | 14 4 | 11 4 | 10 12 | 8 12 | 9 0 | 10 0 | 10 0 | 10 0 | 10 0 | 10 0 | 10 0 | 10 0 |
| Farrukhabad | ... | ... | ... | ... | 10 0 | 8 0 | 8 8 | 9 8 | 9 8 | ... | ... | ... | ... | ... |
| Mainpuri | ... | ... | ... | ... | 9 8 | 8 0 | 9 0 | 10 0 | 10 0 | ... | ... | ... | ... | ... |
| Etawah | 15 8 | 15 4 | 13 4 | 10 4 | 9 4 | 8 12 | 9 8 | 11 2 | 10 12 | 12 8 | 12 4 | ... | ... | ... |
| Etah | ... | ... | ... | 10 4 | 9 8 | 8 0 | 8 8 | 9 8 | ... | ... | ... | ... | ... | ... |
| Bareilly | 14 0 | 14 8 | 14 0 | 11 13 | 11 0 | 9 8 | 9 12 | 10 12 | 11 8 | 11 4 | 11 8 | 8 0 | 11 4 | 13 12 |
| Bijnor | ... | ... | ... | ... | ... | ... | ... | ... | ... | ... | ... | ... | 11 0 | ... |
| Budaun | 12 12 | 14 0 | 12 10 | 11 2 | 9 12 | 8 14 | 9 0 | 10 0 | 11 0 | 11 0 | 10 4 | 7 12 | 8 0 | 10 0 |
| Moradabad | 12 12 | 16 6 | 13 14 | 12 10 | 10 8 | 9 12 | 9 0 | 10 12 | 10 0 | 10 12 | ... | ... | 12 8 | 12 10 |
| Shahjahanpur | 14 0 | 14 0 | 14 0 | 11 0 | 10 0 | 9 4 | 10 0 | 10 0 | 10 0 | 10 0 | 10 0 | ... | ... | ... |
| Pilibhit | ... | ... | ... | ... | ... | 9 8 | 9 13 | 10 3 | 10 8 | ... | ... | ... | ... | ... |
| Cawnpore | 15 8 | 14 0 | 13 8 | 11 8 | 10 12 | 8 12 | 9 12 | 10 12 | 10 8 | 10 8 | 10 8 | 10 8 | 10 4 | 11 0 |
| Fatehpur | ... | ... | ... | ... | ... | 8 12 | 8 8 | 9 8 | 10 4 | ... | ... | ... | ... | ... |
| Banda | 17 0 | 17 0 | 15 8 | 11 0 | 12 0 | 9 0 | 9 4 | 9 12 | 10 4 | 10 0 | 10 0 | 9 8 | 10 0 | 10 4 |
| Hamirpur | 17 0 | 17 4 | 14 0 | 11 4 | 11 0 | 9 2 | 9 0 | 9 12 | 9 4 | 9 4 | 9 4 | 9 4 | 9 8 | 9 8 |
| Allahabad | 15 0 | 13 8 | 12 8 | 10 4 | 10 0 | 8 0 | 8 12 | 10 0 | 10 12 | 10 12 | 10 8 | 10 8 | 10 8 | 10 8 |
| Jhansi | 16 12 | 15 6 | 14 8 | 10 12 | 11 4 | 9 4 | 9 5 | 10 14 | 10 14 | 10 6 | 10 8 | 10 0 | 10 12 | 10 0 |
| Jalaun | 15 8 | 16 0 | 14 0 | 10 0 | 10 0 | 8 8 | 9 8 | 9 8 | 10 0 | 9 8 | 9 12 | 9 8 | 10 0 | 10 0 |
| Benares | ... | ... | ... | 10 13 | 10 9 | 8 15 | 8 1 | 11 15 | 11 15 | 10 13 | 10 13 | 10 13 | 9 8 | 9 8 |
| Mirzapur | 13 8 | 10 8 | 11 0 | 10 0 | 9 0 | 7 8 | 8 0 | 9 0 | 9 8 | 9 8 | 10 0 | ... | 9 0 | 9 0 |
| Jaunpur | ... | ... | ... | ... | 9 4 | 8 4 | 8 2 | 9 12 | 12 8 | ... | ... | ... | ... | ... |
| Ghazipur | 12 4 | ... | ... | 10 12 | 10 10 | 8 0 | 8 4 | 9 10 | 9 15 | 7 14 | 7 10 | 7 10 | ... | ... |
| Ballia | 12 8 | 12 0 | 14 4 | 12 0 | 10 0 | 8 8 | 8 0 | 9 8 | 11 0 | 10 0 | 9 12 | ... | 10 8 | 10 8 |
| Gorakhpur | 13 2 | 12 9 | 13 1 | 11 4 | 11 11 | 10 0 | 9 0 | 9 0 | ... | ... | ... | ... | ... | ... |
| Basti | 14 0 | 13 0 | 12 0 | 12 0 | 11 0 | 9 0 | 8 12 | 9 8 | 10 0 | 10 0 | 10 0 | 9 4 | 9 4 | 9 4 |
| Azamgarh | 15 12 | 15 12 | 15 12 | ... | ... | 8 14 | 8 8 | 9 4 | ... | ... | 9 0 | 9 0 | 9 8 | 9 8 |
| Almora | ... | ... | ... | ... | ... | ... | ... | ... | ... | ... | ... | ... | ... | ... |
| Garhwal | ... | ... | ... | ... | ... | ... | ... | ... | ... | ... | ... | ... | ... | ... |
| Naini Tal | ... | ... | ... | ... | ... | ... | ... | ... | ... | ... | ... | ... | ... | ... |
| Lucknow | 13 0 | 13 8 | 12 8 | 10 0 | 10 0 | 9 0 | 9 8 | 10 4 | 10 4 | 10 0 | 10 0 | 10 0 | 10 4 | ... |
| Unao | 13 0 | 13 0 | 12 0 | 11 8 | 10 8 | 8 0 | 9 0 | 10 8 | ... | ... | ... | ... | ... | ... |
| Rae Bareli | 14 0 | 13 0 | 12 0 | 10 0 | 10 0 | 8 8 | 9 0 | 9 8 | 10 0 | 10 0 | 9 8 | 9 8 | 10 0 | 11 8 |
| Sitapur | 11 0 | 12 0 | 11 0 | 9 8 | 9 8 | 9 0 | 9 8 | 10 0 | 10 0 | 10 0 | 10 12 | 10 12 | 10 12 | 12 0 |
| Hardoi | ... | ... | ... | 10 0 | 10 0 | 9 8 | 9 12 | 10 8 | 11 0 | 11 0 | 10 12 | 10 12 | 10 12 | 12 0 |
| Kheri | 13 0 | 13 8 | 12 8 | 11 0 | 11 0 | 8 8 | 9 12 | 10 0 | 9 12 | 10 0 | 10 0 | 9 0 | 10 12 | 12 8 |
| Fyzabad | 13 12 | 12 12 | 12 8 | 11 8 | 10 4 | 8 8 | 8 12 | 9 12 | 10 4 | 10 4 | 10 4 | 9 0 | ... | ... |
| Gonda | 12 2 | 11 14 | 11 14 | 10 8 | 10 8 | 8 8 | 8 4 | 9 4 | 9 6 | 9 6 | 9 6 | 9 0 | 9 2 | 9 2 |
| Bahraich | 13 0 | 13 0 | 13 0 | 11 8 | 11 8 | 8 8 | 8 8 | 10 8 | 9 4 | 9 8 | 10 0 | 10 0 | 10 0 | 9 8 |
| Sultanpur | ... | ... | ... | ... | ... | ... | 8 8 | ... | ... | 11 12 | ... | ... | ... | ... |
| Partabgarh | 13 8 | 13 0 | 12 0 | 11 8 | 10 0 | 8 12 | 9 0 | 9 3 | 12 0 | 8 8 | 9 0 | 8 8 | 8 8 | ... |
| Bara Banki | 14 0 | 14 0 | 12 0 | 10 0 | 9 8 | 8 0 | 8 8 | 9 8 | 9 8 | 9 8 | ... | ... | ... | ... |
| AVERAGE, U. P. OF AGRA AND OUDH. | 14 0 | 14 3 | 13 6 | 10 15 | 10 6 | 8 13 | 9 1 | 10 1 | 10 6 | 10 2 | 10 0 | 9 7 | 9 15 | 10 10 |

JUAR.

| | 31st July 1896. | 31st Au- gust 1896. | 30th Sep- tember 1896. | 31st Octo- ber 1896. | 30th No- vember 1896. | 31st De- cember 1896. | 31st Jant- ary 1897. | 28th Feb- ruary 1897. | 31st March 1897. | 30th April 1897. | 31st May 1897. | 30th June 1897. | 31st July 1897. | 31st Aug- ust 1897. |
|-------------------------------------|-----------------------|------------------------------|---------------------------------|-------------------------------|--------------------------------|--------------------------------|-------------------------------|--------------------------------|------------------------|------------------------|----------------------|-----------------------|-----------------------|------------------------------|
| | s. c. | s. c. | s. c. | s. c. | s. c. | s. c. | s. c. | s. c. | s. c. | s. c. | s. c. | s. c. | s. c. | s. c. |
| Dehra Dun | 13 0 | 13 0 | 11 4 | 10 8 | 9 14 | 9 0 | 9 0 | 10 0 | 9 0 | 9 0 | 7 10 | 8 0 | 5 0 | 7 |
| Sahasrampur | 12 14 | 16 2 | 14 8 | 11 13 | 10 6 | 9 11 | 11 4 | 10 12 | ... | 10 12 | 9 11 | 7 8 | 9 11 | 11 13 |
| Muzaffarnagar | 14 5 | 16 8 | 13 4 | 12 2 | 9 1 | 9 14 | 11 0 | 11 0 | 11 0 | 0 0 | ... | ... | ... | ... |
| Meerut | 14 0 | 14 0 | 11 0 | 11 0 | 9 0 | 10 8 | 11 8 | 9 8 | 10 8 | 10 0 | 10 0 | 9 0 | 9 0 | 10 8 |
| Bulandshahr | 16 0 | 16 0 | 11 12 | 11 8 | 9 8 | 10 0 | 10 0 | ... | 10 10 | 9 8 | 9 8 | 8 5 | 8 6 | 11 0 |
| Aligarh | ... | 14 8 | 12 8 | 10 0 | 10 8 | 9 4 | 9 12 | ... | ... | 10 8 | ... | 10 0 | 9 8 | 8 12 |
| Muttra | 14 0 | 15 0 | 11 8 | 10 0 | 9 12 | 10 0 | 10 2 | 10 0 | 10 12 | 10 8 | 10 0 | 10 0 | 8 0 | 10 0 |
| Agre | 14 8 | 15 0 | 10 12 | 10 0 | 9 0 | 10 0 | 10 12 | 10 0 | 11 0 | 11 8 | 9 12 | 10 0 | 10 0 | 9 0 |
| Farrukhabad | 13 0 | 13 8 | 10 15 | 9 8 | 9 4 | 9 8 | 9 14 | 9 6 | 9 14 | ... | ... | 7 8 | ... | ... |
| Mainpuri | 12 0 | 12 8 | 10 15 | 9 1 | 8 15 | 9 5 | 9 11 | 9 2 | 9 12 | 9 12 | ... | ... | ... | ... |
| Etawah | 15 4 | 15 8 | ... | 9 8 | 9 8 | 9 8 | 10 8 | 9 8 | 10 0 | ... | ... | ... | 6 0 | 10 0 |
| Etah | ... | ... | ... | ... | 9 10 | 9 2 | 10 2 | 9 6 | 9 4 | ... | ... | ... | ... | ... |
| Bareilly | 12 6 | 12 14 | 11 12 | 10 9 | ... | 10 1 | 9 15 | 9 6 | 10 8 | 11 12 | 9 11 | 8 8 | 9 11 | 10 0 |
| Bijnor | 13 8 | ... | ... | ... | ... | 10 11 | 10 11 | 9 9 | 10 11 | ... | ... | ... | 7 14 | ... |
| Budaun | 13 0 | 14 8 | 12 3 | 11 10 | 9 12 | 9 9 | 9 10 | 9 2 | 8 5 | 12 8 | 11 0 | 8 11 | 6 13 | ... |
| Moradabad | 14 6 | 14 13 | 13 8 | 11 0 | 10 8 | 10 10 | 10 4 | 9 7 | 10 0 | ... | ... | ... | ... | ... |
| Shahjahanpur | ... | ... | ... | ... | 9 8 | 10 8 | 10 4 | 10 4 | 10 4 | ... | ... | ... | ... | ... |
| Pilibhit | ... | 13 6 | ... | ... | 10 11 | 10 6 | 10 0 | 10 6 | 10 6 | ... | ... | ... | ... | ... |
| Cawnpore | ... | 15 8 | 10 4 | 11 0 | 10 4 | 10 12 | 11 0 | 10 4 | 10 8 | 10 8 | ... | ... | ... | ... |
| Fatehpur | ... | ... | ... | ... | 9 8 | 9 0 | 9 0 | 9 8 | ... | ... | ... | ... | ... | ... |
| Banda | 14 8 | 14 8 | 10 4 | 10 4 | 10 8 | 9 8 | 10 8 | 10 8 | 10 4 | 10 4 | 9 12 | 9 12 | 9 8 | 9 12 |
| Hamirpur | 13 3 | 12 13 | 11 15 | 9 5 | 11 4 | ... | 9 11 | 10 0 | 9 10 | 9 13 | 10 2 | 8 10 | 8 3 | 9 3 |
| Allahabad | 13 0 | 14 0 | ... | 10 0 | 10 0 | 10 0 | 10 0 | 10 8 | 10 8 | 10 8 | 10 12 | 10 8 | 8 0 | ... |
| Jhansi | 15 4 | 14 14 | 11 0 | 11 0 | 12 12 | 10 8 | 10 12 | 11 0 | 10 4 | 11 0 | 10 12 | 10 4 | 10 0 | 10 0 |
| Jalaun | 14 0 | 14 0 | 9 0 | 10 0 | 11 0 | 9 0 | 9 8 | 10 0 | 10 0 | 10 0 | 10 0 | 10 0 | 10 0 | 9 0 |
| Bparas | 15 1 | 13 9 | 10 0 | 11 2 | 11 0 | 9 12 | 10 9 | 10 5 | 10 9 | 10 9 | 8 15 | 8 14 | 9 3 | 9 14 |
| Mirasapur | 14 4 | 11 0 | 11 8 | 10 0 | ... | 6 4 | 9 9 | 10 0 | ... | ... | ... | ... | ... | ... |
| Jaunpur | ... | ... | ... | ... | ... | ... | 10 4 | 9 8 | ... | ... | ... | ... | ... | ... |
| Ghazipur | 18 8 | ... | ... | ... | 13 0 | 10 4 | 11 8 | 11 4 | 11 4 | ... | ... | 6 8 | 6 8 | 6 8 |
| Ballia | ... | ... | ... | ... | 11 4 | 10 0 | 10 0 | 11 0 | ... | ... | ... | ... | ... | ... |
| Gorakhpur | 13 8 | 11 11 | 11 11 | ... | 10 13 | 9 14 | 9 14 | 19 5 | 10 5 | 9 14 | 9 0 | 7 3 | 7 10 | 9 0 |
| Bast | 13 0 | 13 0 | 13 0 | 12 0 | 12 0 | 12 0 | 12 0 | 12 4 | ... | 12 6 | 12 6 | 11 0 | 9 0 | 9 0 |
| Azamgarh | ... | ... | ... | ... | ... | ... | ... | ... | ... | ... | ... | ... | ... | ... |
| Almora | ... | ... | ... | ... | ... | ... | ... | ... | ... | ... | ... | ... | ... | ... |
| Garhwal | ... | ... | ... | ... | ... | ... | ... | ... | ... | ... | ... | ... | ... | ... |
| Naini Tal | 12 8 | 15 0 | 1 4 | ... | 11 14 | 11 14 | ... | 8 12 | 10 15 | 13 12 | ... | ... | ... | ... |
| Lucknow | 14 0 | 14 4 | 12 0 | 10 10 | 11 9 | 11 6 | 10 8 | 10 8 | 10 2 | 9 12 | ... | ... | ... | 10 4 |
| Unao | 14 0 | 14 0 | 9 8 | 10 0 | 9 0 | 9 12 | 9 11 | 10 4 | ... | 10 0 | ... | 10 0 | 10 0 | ... |
| Rae Bareli | 13 8 | 10 0 | 9 8 | 10 0 | 9 10 | 9 8 | 10 0 | 10 0 | 10 8 | 10 12 | 10 8 | 9 0 | 9 9 | 10 0 |
| Sitapur | ... | ... | ... | ... | 10 8 | 11 8 | 11 0 | 10 0 | ... | ... | ... | ... | ... | ... |
| Hardoi | ... | ... | ... | 11 4 | 9 4 | 10 0 | 9 12 | 10 4 | 11 8 | ... | ... | ... | ... | ... |
| Kheri | ... | ... | 17 0 | ... | 13 10 | ... | ... | ... | ... | ... | ... | 10 0 | 11 0 | ... |
| Fyzabad | ... | ... | ... | ... | 10 4 | 10 11 | 10 4 | 10 15 | ... | ... | ... | ... | ... | ... |
| Gonda | 16 4 | 15 0 | 13 8 | 12 0 | 11 4 | 11 12 | 10 4 | 10 12 | ... | ... | ... | ... | 6 8 | ... |
| Bahraich | 17 8 | 16 8 | 14 0 | 13 8 | 12 8 | 13 0 | 11 8 | 1 8 | 11 8 | 11 0 | 10 12 | 10 8 | 10 8 | 10 8 |
| Sultanpur | ... | ... | ... | ... | 10 0 | 11 0 | 10 0 | 10 4 | 10 0 | ... | ... | 5 0 | ... | ... |
| Partabgarh | ... | ... | ... | 8 0 | 9 8 | 9 0 | 9 8 | 9 4 | ... | ... | ... | ... | ... | ... |
| Bara Banki | 12 0 | 11 0 | 11 0 | 11 0 | 10 4 | 10 0 | 10 8 | 9 12 | ... | ... | ... | 6 0 | 7 0 | 7 0 |
| AVERAGE, U. P. OF AGRA AND OUDH. | 14 1 | 14 0 | 11 14 | 10 10 | 10 7 | 10 1 | 10 4 | 10 2 | 10 5 | 10 11 | 10 0 | 8 13 | 8 9 | 9 7 |

STATEMENT No III.

Showing the amount of land revenue remitted and suspended on account of the failure of the autumn and spring harvests.

| District. | Autumn, 1907. | | Spring, 1908. | | Remarks. |
|---|---------------|--------------|---------------|--------------|----------|
| | Remissions | Suspensions. | Remissions. | Suspensions. | |
| <i>Province of Agra.</i> | Rs. | Rs. | Rs. | Rs. | |
| MERUT DIVISION. | | | | | |
| Debra Dun ... | 11,283 | ... | 7,338 | 1,687 | |
| Saharanpur ... | 12,128 | 67,843 | 20,000 | 40,370 | |
| Muzaffarnagar ... | 13,042 | 1,04,289 | ... | 1,19,858 | |
| Meerut ... | 81,583 | 2,10,609 | 47,954 | 1,49,205 | |
| Bulandshahr ... | 4,335 | 30,911 | 48,180 | 45,573 | |
| Aligarh ... | 8,005 | 1,34,218 | ... | 48,403 | |
| Total ... | 1,30,376 | 5,47,310 | 1,23,472 | 4,05,096 | |
| AGRA DIVISION. | | | | | |
| Muttra ... | 2,67,721 | 88,792 | 1,62,322 | 37,106 | |
| Agra ... | 2,36,872 | 2,47,720 | 1,22,373 | 14,369 | |
| Farrukhabad ... | 8,400 | 45,745 | 12,229 | 10,321 | |
| Mainpuri ... | ... | 55,282 | 5,043 | 5,689 | |
| Etawah ... | 71,792 | 1,83,786 | ... | 88,713 | |
| Etah ... | 69,496 | 50,980 | ... | 8,312 | |
| Total ... | 6,56,281 | 6,72,305 | 3,10,967 | 1,64,510 | |
| ROHLKHAND DIVISION. | | | | | |
| Bareilly ... | 27,558 | 4,14,701 | 27,558 | 19,230 | |
| Bijnor ... | 1,16,639 | 2,14,178 | 7,595 | 53,241 | |
| Budaun ... | 1,05,651 | 1,39,871 | 1,05,650 | 6,925 | |
| Moradabad ... | 20,232 | 2,80,250 | 15,211 | 16,320 | |
| Shahjahanpur ... | 25,892 | 1,99,710 | ... | 20,530 | |
| Pilibhit ... | 81,603 | 81,567 | 3,703 | ... | |
| Total ... | 3,77,075 | 13,30,277 | 1,59,717 | 1,16,246 | |
| ALHABAD DIVISION. | | | | | |
| Cawnpore ... | 1,60,004 | 1,60,124 | 1,98,382 | 67,887 | |
| Fatehpur ... | 91,744 | 1,17,665 | 25,710 | 34,107 | |
| Banda ... | 3,23,795 | ... | 3,47,847 | ... | |
| Hamirpur ... | 3,12,846 | ... | 3,47,819 | ... | |
| Alhabad ... | 1,77,717 | 2,69,282 | 1,07,803 | 57,631 | |
| Jhansi ... | 2,46,464 | ... | 1,60,182 | ... | |
| Jalann ... | 2,63,673 | ... | 4,12,037 | ... | |
| Total ... | 15,76,243 | 5,47,071 | 15,99,780 | 1,59,525 | |
| BENARES DIVISION. | | | | | |
| Benares ... | ... | 21,896 | ... | 15,273 | |
| Family Domains of His Highness the Maharaja of Benares, Mirzapur. | ... | 43,736 | ... | ... | |
| Mirzapur ... | ... | 1,77,100 | ... | 41,180 | |
| Jaunpur ... | ... | 43,835 | ... | ... | |
| Ghazipur ... | ... | 81,563 | ... | 9,329 | |
| Ballia ... | ... | 35,128 | ... | 12,672 | |
| Total ... | .. | 4,08,258 | ... | 78,454 | |
| GORAKHPUR DIVISION. | | | | | |
| Gorakhpur ... | 19,136 | 2,279 | 4,299 | 663 | |
| Baati ... | 68,458 | 60,955 | 44,822 | 14,210 | |
| Azamgarh ... | 1,00,442 | 2,95,166 | ... | ... | |
| Total ... | 1,88,036 | 3,58,399 | 49,121 | 14,873 | |
| KUMAON DIVISION. | | | | | |
| Naini Tal ... | 5,605 | 4,294 | ... | ... | |
| Almora ... | 4,347 | 28,581 | 12,819 | 30,155 | |
| Garhwal ... | 24,573 | 959 | 44,694 | 5,338 | |
| Total ... | 34,525 | 33,834 | 57,513 | 35,493 | |
| Total, P. of Agra | 29,62,536 | 38,97,454 | 22,91,570 | 9,74,197 | |
| LUCKNOW DIVISION. | | | | | |
| Lucknow ... | 2,05,015 | ... | ... | 8,456 | |
| Unno ... | ... | 560,727 | 18,314 | ... | |
| Rae Bareilly ... | ... | 2,38,031 | ... | ... | |
| Sitapur ... | 69,926 | 1,48,829 | ... | 73,819 | |
| Hardoi ... | 4,16,361 | 39,259 | ... | 79,027 | |
| Kheri ... | 2,68,591 | 1,10,115 | *3,80,823 | 1,09,669 | |
| Total ... | 9,59,893 | 10,96,961 | 3,99,137 | 270,971 | |
| FYZABAD DIVISION. | | | | | |
| Fyzabad ... | 1,43,350 | 2,95,569 | 16,694 | 838 | |
| Gonda ... | 2,01,375 | †8,46,522 | 47,399 | †4,35,148 | |
| Bahraich ... | †1,23,801 | †64,669 | ‡190,958 | ‡220,965 | |
| Sultanpur ... | 3,80,860 | 85,803 | ... | 10,289 | |
| Partabgarh ... | 33,379 | 2,07,665 | ... | 26,817 | |
| Bara Banki ... | ... | 4,31,881 | 1,332 | 4,42,505 | |
| Total ... | 8,82,765 | 18,82,109 | 2,56,383 | 11,36,562 | |
| Total, Oudh ... | 18,42,658 | 27,79,070 | 6,55,520 | 14,07,533 | |
| GRAND TOTAL ... | 48,05,194 | 66,76,524 | 29,47,090 | 23,81,730 | |

* Includes Rs. 13,677 on account of Kapurthala estate.

† Inclusive of Rs. 2,08,323 in Balrampur estate.

‡ Includes Rs. 18,555 suspension and Rs. 2,139 remission in the grain rented villages of the Balrampur estate.

§ Includes Rs. 1,16,307 on account of Kapurthala estate.

|| Includes Rs. 64,062 in Balrampur estate.

STATEMENT No. IV.

Showing advances made during the famine.

| District. | Advances made for the spring harvest. | | | | | Advances made for the autumn harvest. | | | Miscellaneous advances. | | | | Advances made for improvements. | | |
|-------------------|---------------------------------------|----------|------------------|------------|----------------|---------------------------------------|-----------|----------------|-------------------------|--------------------------------|-------------------------------------|----------------------------|---------------------------------|--------------------------------------|----------------------------|
| | Seed. | Cattle. | Temporary wells. | Well gear. | Miscellaneous. | Seed. | Cattle. | Miscellaneous. | Fodder. | Sugar-cane and its irrigation. | Advances to Co-operative societies. | Advances for sub-sistence. | Masonry wells. | Embankments and irrigation channels. | Repairs and Miscellaneous. |
| | Rs. | Rs. | Rs. | Rs. | Rs. | Rs. | Rs. | Rs. | Rs. | Rs. | Rs. | Rs. | Rs. | Rs. | Rs. |
| Dehra Dun ... | 19,377 | 3,100 | ... | ... | ... | 26,695 | 5,400 | ... | ... | ... | ... | ... | ... | ... | 150 |
| Saharanpur ... | 1,53,818 | 1,392 | 21,037 | ... | ... | ... | ... | ... | ... | ... | ... | ... | 22,225 | ... | 2,160 |
| Muzaffarnagar ... | 55,212 | 1,105 | 8,664 | ... | ... | 260 | 34,680 | ... | ... | ... | ... | ... | 20,345 | ... | 925 |
| Meerut ... | 2,23,735 | 64,680 | 15,416 | 12,297 | ... | ... | 33,395 | ... | 8,948 | 100 | ... | ... | 3,22,949 | ... | 21,147 |
| Bulandshahr ... | 9,323 | 3,633 | 14,288 | 2,957 | ... | 3,055 | 32,945 | ... | ... | 64 | 7,000 | ... | 57,715 | ... | 6,250 |
| Aligarh ... | 1,23,643 | 29,986 | 43,384 | 937 | ... | 990 | 28,065 | 675 | 4,970 | ... | ... | ... | 74,631 | ... | 8,680 |
| Muttra ... | 2,74,521 | 1,815 | 76,620 | 60,154 | ... | ... | 15,000 | ... | 33,672 | ... | ... | ... | 1,08,331 | ... | ... |
| Agra ... | 2,12,450 | 12,385 | 1,23,820 | 2,17,592 | ... | ... | 1,50,000 | ... | 91,805 | ... | ... | ... | 4,43,320 | ... | ... |
| Farrukhabad ... | 2,09,467 | 4,271 | 75,235 | 50 | ... | ... | 38,254 | ... | ... | ... | ... | ... | 21,975 | ... | ... |
| Mainpuri ... | 68,618 | 45,606 | 36,349 | ... | 17,602 | 40 | 26,164 | ... | ... | ... | 2,746 | ... | 19,042 | ... | 1,625 |
| Etawah ... | 1,79,299 | 17,016 | 23,273 | 9,847 | ... | 16,735 | 68,265 | ... | ... | ... | ... | ... | 54,015 | ... | 1,605 |
| Etah ... | 90,344 | 65,393 | 88,674 | ... | ... | 411 | 29,589 | ... | ... | ... | 2,500 | ... | 76,434 | ... | 1,350 |
| Bareilly ... | 3,98,921 | 97 | 65,183 | ... | 1,188 | 38,993 | 23,691 | 4,191 | 26 | 12,000 | ... | ... | 18,620 | 4,000 | 1,675 |
| Bijnor ... | 1,79,170 | 260 | 46,280 | ... | ... | 1,40,247 | 44,240 | ... | ... | 29,070 | ... | ... | 8,400 | ... | ... |
| Budaun ... | 2,21,968 | ... | 98,054 | ... | ... | 2,809 | 1,57,918 | 20,057 | ... | 22,053 | 58,700 | ... | 2,22,715 | ... | 1,685 |
| Moradabad ... | 2,14,266 | ... | 42,081 | ... | ... | 69,420 | 5,080 | ... | ... | 3,230 | ... | ... | 43,408 | ... | ... |
| Shahjahanpur ... | 3,17,661 | ... | 82,339 | ... | ... | 32,958 | 67,042 | ... | ... | ... | ... | ... | 28,688 | 252 | 7,078 |
| Pilibhit ... | 1,32,497 | ... | 17,494 | ... | ... | 54,566 | 4,030 | ... | ... | ... | ... | ... | 975 | ... | ... |
| Cawnpore ... | 1,40,129 | 130 | 48,165 | 1,650 | ... | ... | 1,47,202 | ... | ... | ... | ... | ... | 79,905 | 1,744 | 473 |
| Fatehpur ... | 69,563 | 3,855 | 28,388 | 3,885 | ... | ... | 49,490 | ... | ... | 7,500 | (a) 2,930 | ... | 27,939 | 2,360 | 2,351 |
| Ronda ... | 1,47,835 | 1,505 | 434 | 870 | ... | 45,000 | 1,86,000 | 53,365 | ... | ... | 6,100 | ... | 1,19,258 | 2,86,695 | 51,210 |
| Hamirpur ... | 95,973 | 4,645 | 4,192 | ... | ... | 245 | 2,23,000 | ... | ... | ... | ... | ... | 36,141 | 7,559 | 6,786 |
| Allahabad ... | 2,52,165 | 100 | 33,774 | 5,295 | ... | 73,709 | 53,207 | ... | ... | 6,438 | ... | ... | 1,92,986 | 11,537 | 30,650 |
| Jhansi ... | 98,712 | 530 | 1,469 | ... | ... | 3,050 | 91,336 | 2,379 | ... | ... | 300 | (b) 7,000 | 81,897 | 23,272 | ... |
| Jalaun ... | 95,525 | ... | 9,395 | ... | ... | ... | 85,960 | ... | ... | ... | ... | ... | 43,655 | 6,400 | 28,662 |
| Benares ... | 43,868 | 39,031 | 4,112 | 7,587 | ... | 11,157 | 13,783 | 60 | ... | ... | ... | ... | 37,772 | 7,497 | 5,577 |
| Mirzapur ... | 1,98,732 | 11,126 | 5,471 | ... | 5,551 | 5,551,103 | ... | ... | ... | ... | ... | ... | 22,877 | ... | ... |
| Jannpur ... | 76,345 | 600 | 93,517 | ... | ... | ... | ... | ... | ... | ... | ... | ... | 1,28,190 | ... | ... |
| Ghazipur ... | 1,19,515 | 22,123 | 10,949 | 1,357 | ... | 8,943 | 6,057 | ... | ... | ... | ... | ... | 73,456 | 9,950 | 4,940 |
| Ballia ... | 2,48,128 | ... | 2,172 | ... | ... | 25,000 | ... | ... | ... | ... | ... | ... | 1,04,390 | ... | 26,289 |
| Gorakhpur ... | 50,726 | 50 | 39,453 | ... | ... | ... | ... | ... | ... | 10,000 | ... | ... | 48,007 | ... | 155 |
| Basti ... | 2,66,862 | 161 | 54,477 | ... | ... | 3,92,857 | 57,143 | ... | ... | 10,000 | ... | ... | 2,95,002 | ... | 6,818 |
| Azamgarh ... | 2,90,599 | 2,735 | 5,900 | ... | ... | 89,951 | ... | ... | ... | 700 | ... | ... | 76,620 | 500 | ... |
| Naini Tal ... | 11,945 | ... | ... | ... | ... | ... | ... | ... | ... | 8,263 | ... | ... | ... | 1,090 | 250 |
| Almora ... | 4,029 | ... | ... | ... | ... | 2,315 | ... | ... | ... | ... | ... | 6,31,695 | ... | 5,500 | ... |
| Garhwal ... | ... | ... | ... | ... | ... | 115 | ... | ... | ... | ... | ... | ... | ... | 7,424 | ... |
| Lucknow ... | 2,45,096 | 19,902 | 53,179 | 79,725 | ... | 51,289 | 47,699 | ... | ... | ... | 1,000 | ... | 5,73,635 | ... | 12,331 |
| Unao ... | 2,78,760 | 875 | 63,764 | ... | ... | ... | 1,75,555 | ... | 808 | 46 | 1,68,481 | ... | 70,400 | 800 | 1,330 |
| Rae Bareli ... | 1,77,154 | 3,656 | 29,525 | 83,576 | ... | 1,06,185 | 99,723 | ... | ... | ... | 27,000 | ... | 2,05,030 | 16,860 | ... |
| Sitapur ... | 7,23,966 | ... | 88,224 | ... | ... | 1,66,905 | 83,095 | ... | ... | ... | ... | ... | 1,16,835 | ... | ... |
| Hardoi ... | 3,07,346 | 80 | 1,04,654 | ... | ... | 1,17,186 | 1,27,814 | ... | 6,391 | ... | 3,900 | ... | 1,73,839 | ... | 26,249 |
| Kheri ... | 4,62,204 | 2,372 | 87,476 | ... | ... | 3,87,654 | 1,82,463 | ... | ... | 50,000 | ... | ... | 1,59,105 | ... | ... |
| Fyzabad ... | 2,93,182 | 2,151 | 33,449 | ... | ... | 59,535 | 65,465 | ... | ... | ... | ... | ... | 63,517 | ... | 21,894 |
| Gonda ... | 0,21,665 | 80 | 40,000 | ... | ... | 10,36,843 | 1,80,978 | ... | ... | ... | 3,000 | ... | 1,94,337 | ... | ... |
| Bahraich ... | 2,14,781 | ... | 16,582 | ... | ... | 7,53,696 | 2,45,614 | ... | 119 | ... | 3,000 | ... | 45,615 | ... | 180 |
| Sultanpur ... | 2,27,251 | 3,795 | 40,747 | 16,533 | ... | 1,52,400 | 47,600 | ... | ... | ... | 1,350 | ... | 1,29,848 | 5,411 | 16,511 |
| Partabgarh ... | 70,660 | 20 | 61,974 | 29,014 | ... | 1,40,515 | 2,960 | ... | ... | ... | ... | ... | 87,292 | ... | 10,815 |
| Bara Banki ... | 3,14,445 | 735 | 2,43,921 | 1,16,284 | ... | 1,50,524 | 57,476 | ... | ... | 6,000 | 50,000 | ... | 3,74,937 | ... | ... |
| GRAND TOTAL | 98,26,471 | 8,71,296 | 20,79,154 | 6,54,610 | 24,401 | 47,17,356 | 29,93,278 | 80,727 | 1,46,739 | 1,30,836 | 3,69,715 | 6,41,655 | 49,06,973 | 3,93,831 | 3,07,760 |

(a) To poor tenants.

(b) To Gursarai family.

STATEMENT No. V.

Statement showing incidence of total reported crime per 10,000 of population shown in columns 5 and 15, Crime Statement A, Part I (excluding Serial nos. 41 and 42).

| District. | Total crime reported as shown in columns 5 and 15, statement A, Part I, excluding serials 41 and 42. | | | | | | | | | | | | | |
|---|--|--------|----------|--------|-----------|--------|-----------|--------|----------|--------|-----------|--------|--------|--------|
| | September. | | October. | | November. | | December. | | January. | | February. | | March. | |
| | 1906. | 1907. | 1906. | 1907. | 1906. | 1907. | 1906. | 1907. | 1907. | 1908. | 1907. | 1908. | 1907. | 1908. |
| Meerut ... | 325 | 423 | 270 | 435 | 256 | 422 | 301 | 397 | 272 | 470 | 355 | 486 | 362 | 565 |
| Dohra Dun ... | 87 | 102 | 76 | 94 | 59 | 50 | 49 | 58 | 58 | 57 | 63 | 63 | 49 | 82 |
| Saharanpur ... | 133 | 246 | 133 | 223 | 135 | 191 | 154 | 235 | 158 | 296 | 118 | 341 | 150 | 338 |
| Muzaffarnagar ... | 176 | 205 | 188 | 180 | 153 | 211 | 16 | 193 | 173 | 303 | 175 | 269 | 172 | 294 |
| Bulandshahr ... | 200 | 323 | 187 | 291 | 193 | 282 | 206 | 339 | 216 | 430 | 261 | 417 | 224 | 392 |
| Aligarh ... | 237 | 330 | 223 | 286 | 210 | 274 | 265 | 116 | 272 | 454 | 236 | 372 | 219 | 324 |
| Total ... | 1,158 | 1,629 | 1,077 | 1,504 | 1,014 | 1,430 | 1,071 | 1,337 | 1,149 | 2,029 | 1,148 | 1,948 | 1,176 | 1,995 |
| Agra ... | 275 | 352 | 256 | 352 | 238 | 336 | 246 | 386 | 136 | 605 | 261 | 438 | 256 | 369 |
| Muttra ... | 218 | 175 | 166 | 176 | 177 | 155 | 141 | 228 | 179 | 262 | 139 | 171 | 141 | 184 |
| Etawah ... | 210 | 262 | 208 | 308 | 206 | 267 | 182 | 241 | 199 | 460 | 188 | 310 | 230 | 398 |
| Mainpuri ... | 172 | 189 | 161 | 191 | 121 | 20 | 145 | 220 | 140 | 276 | 118 | 228 | 126 | 210 |
| Farrukhabad ... | 26 | 255 | 208 | 294 | 172 | 254 | 178 | 242 | 196 | 351 | 216 | 245 | 198 | 279 |
| Etah ... | 232 | 262 | 239 | 274 | 229 | 248 | 197 | 324 | 234 | 369 | 232 | 295 | 202 | 273 |
| Total ... | 1,313 | 1,495 | 1,238 | 1,595 | 1,143 | 1,460 | 1,139 | 1,640 | 1,084 | 2,222 | 1,154 | 1,687 | 1,152 | 1,713 |
| Bareilly ... | 253 | 320 | 248 | 341 | 259 | 279 | 222 | 278 | 221 | 424 | 226 | 408 | 253 | 376 |
| Bijnor ... | 101 | 246 | 116 | 237 | 124 | 232 | 117 | 197 | 104 | 285 | 95 | 287 | 116 | 317 |
| Moradabad ... | 307 | 389 | 319 | 430 | 305 | 425 | 266 | 424 | 293 | 585 | 227 | 601 | 284 | 570 |
| Badaun ... | 199 | 308 | 232 | 338 | 197 | 303 | 217 | 330 | 242 | 466 | 204 | 395 | 255 | 378 |
| Shahjahanpur ... | 228 | 380 | 254 | 397 | 203 | 337 | 268 | 344 | 231 | 443 | 228 | 413 | 197 | 429 |
| Pilibhit ... | 191 | 224 | 157 | 225 | 155 | 244 | 137 | 216 | 166 | 277 | 187 | 304 | 163 | 191 |
| Total ... | 1,273 | 1,867 | 1,326 | 1,958 | 1,243 | 1,820 | 1,227 | 1,789 | 1,257 | 2,480 | 1,167 | 2,408 | 1,268 | 2,261 |
| Allahabad ... | 468 | 630 | 398 | 556 | 457 | 555 | 521 | 726 | 528 | 869 | 424 | 801 | 448 | 625 |
| Cawnpore ... | 392 | 433 | 358 | 481 | 364 | 418 | 377 | 448 | 340 | 507 | 382 | 533 | 343 | 487 |
| Fatehpur ... | 152 | 156 | 169 | 211 | 125 | 208 | 96 | 220 | 190 | 397 | 138 | 278 | 137 | 211 |
| Banda ... | 164 | 148 | 172 | 201 | 156 | 274 | 122 | 235 | 144 | 350 | 141 | 271 | 193 | 218 |
| Hamirpur ... | 139 | 99 | 110 | 140 | 126 | 108 | 89 | 153 | 70 | 203 | 87 | 196 | 144 | 164 |
| Jhansi ... | 196 | 151 | 164 | 195 | 158 | 199 | 164 | 223 | 132 | 259 | 136 | 245 | 153 | 211 |
| Jalaun ... | 88 | 97 | 96 | 89 | 84 | 122 | 68 | 126 | 54 | 189 | 80 | 168 | 85 | 135 |
| Total ... | 1,599 | 1,614 | 1,467 | 1,873 | 1,470 | 1,884 | 1,437 | 2,131 | 1,494 | 2,774 | 1,448 | 2,492 | 1,503 | 1,991 |
| Benares ... | 228 | 240 | 262 | 252 | 262 | 228 | 232 | 287 | 239 | 428 | 215 | 382 | 210 | 292 |
| Mirzapur ... | 354 | 385 | 301 | 319 | 251 | 346 | 335 | 448 | 292 | 509 | 295 | 561 | 280 | 348 |
| Jaunpur ... | 328 | 325 | 273 | 335 | 236 | 279 | 344 | 411 | 274 | 440 | 219 | 434 | 187 | 251 |
| Ghazipur ... | 172 | 198 | 168 | 195 | 150 | 206 | 176 | 280 | 149 | 317 | 156 | 305 | 158 | 230 |
| Ballia ... | 243 | 261 | 259 | 221 | 222 | 206 | 184 | 235 | 199 | 277 | 187 | 266 | 160 | 181 |
| Total ... | 1,325 | 1,409 | 1,263 | 1,322 | 1,121 | 1,265 | 1,271 | 1,661 | 1,153 | 2,051 | 1,072 | 1,948 | 995 | 1,302 |
| Gorakhpur ... | 480 | 635 | 494 | 476 | 501 | 429 | 470 | 439 | 544 | 524 | 485 | 514 | 497 | 478 |
| Basni ... | 489 | 669 | 436 | 443 | 381 | 472 | 537 | 496 | 501 | 640 | 465 | 554 | 490 | 488 |
| Asamgarh ... | 325 | 292 | 331 | 285 | 291 | 288 | 344 | 353 | 519 | 492 | 324 | 457 | 296 | 369 |
| Total ... | 1,294 | 1,596 | 1,261 | 1,304 | 1,173 | 1,189 | 1,357 | 1,288 | 1,564 | 1,661 | 1,274 | 1,525 | 1,283 | 1,355 |
| Kumeau division | 79 | 112 | 66 | 109 | 52 | 100 | 54 | 105 | 62 | 130 | 61 | 127 | 69 | 115 |
| Total, Province of Agra. | 8,047 | 9,722 | 7,698 | 9,570 | 7,216 | 9,148 | 7,556 | 9,951 | 7,763 | 13,347 | 7,324 | 12,135 | 7,446 | 10,692 |
| Lucknow ... | 360 | 503 | 313 | 570 | 259 | 457 | 339 | 578 | 321 | 595 | 299 | 559 | 261 | 460 |
| Unao ... | 260 | 343 | 225 | 405 | 213 | 301 | 197 | 312 | 212 | 470 | 212 | 442 | 180 | 367 |
| Rae Bareilly ... | 177 | 285 | 189 | 244 | 140 | 190 | 180 | 299 | 205 | 388 | 194 | 374 | 122 | 270 |
| Sitapur ... | 340 | 559 | 328 | 579 | 280 | 454 | 313 | 502 | 277 | 806 | 300 | 609 | 253 | 493 |
| Hardoi ... | 510 | 655 | 476 | 703 | 398 | 547 | 335 | 558 | 300 | 428 | 311 | 594 | 351 | 585 |
| Kheri ... | 382 | 582 | 385 | 470 | 332 | 408 | 321 | 520 | 353 | 671 | 312 | 550 | 327 | 528 |
| Total ... | 2,029 | 2,927 | 1,916 | 2,971 | 1,622 | 2,357 | 1,686 | 2,775 | 1,678 | 3,359 | 1,628 | 3,278 | 1,534 | 2,703 |
| Fyzabad ... | 251 | 341 | 193 | 283 | 169 | 244 | 286 | 286 | 264 | 414 | 212 | 356 | 203 | 208 |
| Bahraich ... | 310 | 487 | 276 | 323 | 216 | 371 | 225 | 538 | 358 | 920 | 258 | 699 | 215 | 586 |
| Gonda ... | 364 | 517 | 351 | 381 | 342 | 374 | 351 | 503 | 311 | 663 | 252 | 441 | 237 | 432 |
| Sultanpur ... | 308 | 352 | 292 | 329 | 189 | 287 | 279 | 303 | 247 | 445 | 229 | 409 | 212 | 226 |
| Partabgarh ... | 214 | 261 | 189 | 292 | 206 | 247 | 193 | 295 | 209 | 417 | 213 | 371 | 195 | 287 |
| Bara Banki ... | 217 | 367 | 251 | 359 | 208 | 316 | 277 | 440 | 265 | 553 | 191 | 449 | 185 | 341 |
| Total ... | 1,664 | 2,325 | 1,552 | 1,956 | 1,330 | 1,839 | 1,611 | 2,365 | 1,654 | 3,312 | 1,355 | 2,725 | 1,247 | 2,075 |
| Total, Oudh ... | 3,693 | 5,252 | 3,468 | 4,927 | 2,952 | 4,196 | 3,297 | 5,140 | 3,332 | 6,671 | 2,583 | 6,003 | 2,781 | 4,778 |
| Government Rail- way Police, A Section. | 143 | 258 | 177 | 314 | 127 | 258 | 196 | 248 | 204 | 344 | 147 | 242 | 165 | 300 |
| Government Rail- way Police, B Section. | 101 | 145 | 85 | 163 | 75 | 145 | 91 | 147 | 104 | 280 | 86 | 241 | 86 | 202 |
| Government Rail- way Police, C Section. | 73 | 89 | 55 | 81 | 48 | 75 | 38 | 97 | 91 | 193 | 97 | 160 | 77 | 129 |
| Total, Govern- ment Railway Police. | 317 | 492 | 317 | 558 | 250 | 478 | 325 | 492 | 399 | 817 | 330 | 643 | 328 | 631 |
| GRAND TOTAL... | 12,057 | 15,466 | 11,483 | 15,055 | 10,418 | 13,822 | 11,178 | 15,583 | 11,494 | 20,835 | 10,637 | 18,781 | 10,555 | 16,101 |

No. V.

columns 5 and 15, Crime Statement A, Part I (excluding Serial nos. 41 and 42)—(conold.).

on 10,000 of population.

| December. | | January. | | February. | | March. | | April. | | May. | | June. | | July. | |
|-----------|-------|----------|-------|-----------|-------|--------|-------|--------|-------|-------|-------|-------|-------|-------|-------|
| 1906. | 1907. | 1907. | 1908. | 1907. | 1908. | 1907. | 1908. | 1907. | 1908. | 1907. | 1908. | 1907. | 1908. | 1907. | 1908. |
| 1.96 | 2.57 | 1.11 | 3.18 | 2.9 | 3.15 | 2.37 | 3.66 | 1.79 | 2.62 | 1.97 | 2.6 | 2.29 | 2.94 | 2.75 | 3.49 |
| 2.74 | 3.25 | 3.25 | 3.14 | 2.97 | 3.53 | 2.74 | 4.6 | 3.08 | 3.92 | 3.47 | 3.92 | 4.2 | 4.37 | 4.82 | 4.82 |
| 1.47 | 3.24 | 1.51 | 2.84 | 1.12 | 3.26 | 1.43 | 3.23 | 1.27 | 1.84 | 1.51 | 1.72 | 2.05 | 2.22 | 2.8 | 2.15 |
| 1.09 | 2.2 | 1.97 | 3.44 | 2.1 | 3.06 | 1.96 | 3.35 | 1.31 | 1.92 | 1.69 | 1.94 | 1.74 | 2.23 | 2.2 | 2.85 |
| 1.81 | 2.09 | 1.89 | 3.77 | 1.76 | 3.57 | 1.96 | 3.44 | 1.59 | 1.84 | 1.75 | 2.82 | 1.84 | 3.05 | 2.15 | 3.47 |
| 2.2 | .95 | 2.26 | 3.78 | 1.96 | 3.09 | 1.82 | 2.69 | 2.13 | 2.04 | 2.54 | 2.46 | 2.73 | 3.04 | 2.11 | 3.67 |
| 1.79 | 2.23 | 1.92 | 3.39 | 1.91 | 3.25 | 1.96 | 3.33 | 1.69 | 2.16 | 1.97 | 2.4 | 2.23 | 2.5 | 2.41 | 3.23 |
| 2.31 | 3.63 | 1.28 | 4.76 | 2.46 | 4.13 | 2.41 | 3.47 | 2.26 | 2.89 | 2.35 | 3.04 | 2.66 | 3.24 | 3.07 | 3.56 |
| 2.5 | 2.98 | 2.84 | 3.43 | 1.82 | 2.24 | 1.84 | 2.41 | 2.18 | 2.07 | 1.99 | 2.48 | 2.15 | 2.66 | 2.9 | 3.35 |
| 2.25 | 2.98 | 2.46 | 5.7 | 2.33 | 3.84 | 2.85 | 4.93 | 3.08 | 3.19 | 2.69 | 3.09 | 2.71 | 3.11 | 3.25 | 3.28 |
| 1.74 | 2.65 | 1.68 | 3.31 | 1.42 | 2.74 | 1.5 | 2.53 | 2.33 | 2.2 | 2.14 | 2.74 | 2. | 2.9 | 2.62 | 3.99 |
| 1.92 | 2.61 | 2.11 | 3.79 | 2.33 | 2.64 | 2.13 | 3.01 | 2.18 | 2.0 | 2.46 | 3.05 | 2.54 | 3.34 | 3.24 | 3.67 |
| 3.28 | 3.75 | 2.7 | 4.27 | 2.68 | 3.41 | 2.33 | 3.15 | 2.9 | 2.44 | 2.68 | 3.17 | 2.83 | 3.8 | 3.22 | 4.62 |
| 2.16 | 3.12 | 2.06 | 4.23 | 2.19 | 3.21 | 2.19 | 3.26 | 2.47 | 2.65 | 2.37 | 2.9 | 2.5 | 3.19 | 3.06 | 3.75 |
| 2.03 | 2.55 | 2.02 | 3.88 | 2.07 | 3.74 | 2.32 | 3.44 | 2.42 | 2.56 | 2.42 | 3.05 | 2.56 | 3.83 | 2.91 | 4.55 |
| 1.5 | 2.52 | 1.33 | 3.65 | 1.21 | 3.67 | 1.48 | 4.06 | 1.48 | 3.62 | 1.82 | 3.64 | 2.33 | 2.92 | 2.67 | 4.75 |
| 2.23 | 3.55 | 2.45 | 4.9 | 1.9 | 5.04 | 2.38 | 4.78 | 1.98 | 2.07 | 2.6 | 2.99 | 3.16 | 3.71 | 3.43 | 5.25 |
| 2.11 | 3.21 | 2.35 | 4.54 | 1.98 | 3.85 | 2.48 | 3.68 | 2.48 | 2.71 | 2.25 | 2.7 | 2.54 | 3.04 | 2.58 | 3.01 |
| 2.9 | 3.73 | 2.5 | 4.8 | 2.47 | 4.48 | 2.13 | 4.65 | 2.35 | 2.75 | 2.27 | 2.77 | 2.79 | 3.14 | 3.32 | 3.78 |
| 2.91 | 4.59 | 3.52 | 5.88 | 3.97 | 6.46 | 3.46 | 4.06 | 3.4 | 4.25 | 2.99 | 4.33 | 3.93 | 5.27 | 3.93 | 6.86 |
| 2.23 | 3.26 | 2.29 | 4.53 | 2.12 | 4.39 | 2.31 | 4.12 | 2.27 | 3.03 | 2.37 | 3.12 | 2.81 | 3.53 | 3.08 | 4.61 |
| 3.49 | 4.87 | 3.54 | 5.83 | 3.24 | 5.37 | 3.08 | 3.52 | 2.82 | 2.49 | 2.26 | 2.71 | 2.41 | 3.1 | 3.31 | 4.88 |
| 2.99 | 3.55 | 2.7 | 4.02 | 3.03 | 4.23 | 2.72 | 3.86 | 2.81 | 2.96 | 2.51 | 3.02 | 2.66 | 2.88 | 2.7 | 3.48 |
| 1.39 | 3.2 | 2.76 | 5.78 | 2.01 | 4.05 | 1.99 | 3.07 | 2.18 | 2.54 | 1.89 | 2.63 | 2.11 | 2.67 | 2.43 | 3.14 |
| 1.93 | 3.72 | 2.28 | 5.54 | 2.23 | 4.29 | 3.05 | 3.45 | 2.21 | 3.94 | 2.61 | 3.57 | 2.44 | 3.59 | 2.83 | 4.38 |
| 1.94 | 3.33 | 1.65 | 4.42 | 1.85 | 4.27 | 3.11 | 3.57 | 1.89 | 3.68 | 1.76 | 3.35 | 2.13 | 3.94 | 2.57 | 4.64 |
| 2.65 | 3.61 | 2.14 | 4.19 | 2.25 | 3.97 | 2.48 | 3.42 | 2.25 | 3.69 | 2.62 | 3.76 | 2.43 | 3.29 | 2.8 | 3.63 |
| 1.7 | 3.15 | 2.1 | 4.72 | 2. | 4.2 | 2.12 | 3.37 | 1.97 | 2.95 | 1.62 | 3.87 | 2.07 | 3.86 | 2.12 | 3.47 |
| 2.59 | 3.64 | 2.69 | 5. | 2.61 | 4.49 | 2.71 | 3.52 | 2.47 | 3.03 | 2.27 | 3.13 | 2.39 | 3.19 | 2.81 | 3.98 |
| 2.63 | 3.25 | 2.7 | 4.85 | 2.43 | 4.33 | 2.37 | 3.31 | 2.14 | 2.26 | 2.53 | 2.13 | 2.3 | 2.69 | 2.89 | 3.59 |
| 3.09 | 4.13 | 2.69 | 5.44 | 2.72 | 5.18 | 2.58 | 3.21 | 2.43 | 2.2 | 2.03 | 2.23 | 2.55 | 2.64 | 3.03 | 3.98 |
| 2.85 | 3.41 | 2.27 | 3.65 | 1.82 | 3.6 | 1.55 | 2.08 | 2.23 | 1.59 | 1.73 | 1.82 | 1.52 | 1.63 | 4.43 | 3.36 |
| 1.92 | 3.06 | 1.63 | 3.46 | 1.7 | 3.33 | 1.72 | 2.51 | 2.26 | 1.88 | 1.32 | 2.03 | 1.8 | 2.09 | 2.64 | 4.15 |
| 1.86 | 2.37 | 2.01 | 2.8 | 1.89 | 2.69 | 1.61 | 1.83 | 2.51 | 2.3 | 2.03 | 1.48 | 1.96 | 2.14 | 2.84 | 2.99 |
| 2.57 | 3.27 | 2.27 | 4.04 | 2.11 | 3.94 | 1.96 | 2.56 | 2.32 | 1.94 | 1.92 | 1.93 | 2.02 | 2.21 | 2.23 | 3.6 |
| 1.6 | 1.48 | 1.83 | 1.77 | 1.64 | 1.73 | 1.68 | 1.61 | 1.81 | 1.3 | 1.84 | 1.22 | 2.17 | 1.33 | 2.51 | 1.76 |
| 2.9 | 2.68 | 2.71 | 3.46 | 2.51 | 3. | 2.65 | 2.64 | 2.59 | 1.79 | 2.44 | 1.78 | 2.69 | 2.31 | 3.74 | 2.76 |
| 2.24 | 2.3 | 3.39 | 3.24 | 2.11 | 2.33 | 1.93 | 2.54 | 1.78 | 1.32 | 1.67 | 1.48 | 1.79 | 1.62 | 2.32 | 2.29 |
| 2.14 | 2.03 | 2.46 | 2.62 | 2.01 | 2.4 | 2.02 | 2.1 | 2.03 | 1.45 | 1.97 | 1.44 | 2.23 | 1.69 | 2.82 | 2.18 |
| .44 | .87 | .51 | 1.07 | .5 | 1.05 | .57 | .95 | .69 | .91 | .53 | .72 | .72 | 1. | .72 | .99 |
| 2.16 | 2.85 | 2.22 | 3.82 | 2.1 | 3.48 | 2.1 | 3.06 | 2.14 | 2.3 | 2.08 | 2.41 | 2.3 | 2.68 | ... | 3.41 |
| 4.27 | 7.28 | 4.04 | 7.61 | 3.76 | 7.42 | 3.29 | 5.79 | 3.79 | 4.21 | 3.81 | 4.56 | 4.03 | 4.61 | 3.78 | 4.67 |
| 2.01 | 3.25 | 2.17 | 4.81 | 2.17 | 4.52 | 1.85 | 3.75 | 2.03 | 2.47 | 2.05 | 3.34 | 2.09 | 2.69 | 2.91 | 3.8 |
| 1.74 | 2.08 | 1.98 | 3.75 | 1.87 | 3.61 | 1.18 | 2.61 | 1.7 | 1.95 | 1.88 | 2.21 | 1.93 | 2.07 | 2.48 | 3.6 |
| 2.66 | 4.27 | 2.35 | 6.85 | 2.55 | 5.26 | 2.49 | 4.19 | 2.82 | 2.79 | 2.62 | 3.76 | 3.01 | 3.66 | 4.96 | 4.5 |
| 3.07 | 5.1 | 2.83 | 3.91 | 2.84 | 6.35 | 3.21 | 5.35 | 3.59 | 3.64 | 3.46 | 4.42 | 3.61 | 4.41 | 5.04 | 5.26 |
| 3.54 | 5.74 | 3.89 | 7.41 | 3.44 | 6.18 | 3.61 | 5.83 | 3.31 | 4.24 | 3.69 | 4.56 | 4. | 4.69 | 5.19 | 6.22 |
| 3.82 | 4.61 | 2.8 | 5.63 | 2.73 | 5.48 | 2.56 | 4.52 | 2.84 | 3.16 | 2.87 | 3.77 | 3.07 | 3.65 | 4.09 | 4.65 |
| 2.33 | 2.33 | 2.15 | 3.37 | 1.73 | 2.9 | 1.65 | 1.65 | 2.23 | 1.31 | 1.91 | 1.48 | 2.01 | 1.61 | 2.92 | 3.06 |
| 2.14 | 5.11 | 3.4 | 8.75 | 2.45 | 6.64 | 2.04 | 5.57 | 2.32 | 3.17 | 2.76 | 3.7 | 3.33 | 3.52 | 4.66 | 4.37 |
| 2.5 | 3.58 | 2.21 | 4.01 | 1.79 | 3.14 | 1.68 | 3.07 | 2.14 | 2.25 | 2.05 | 2.37 | 2.42 | 2.31 | 2.96 | 3.79 |
| 2.57 | 2.79 | 2.27 | 4.1 | 2.11 | 3.77 | 1.95 | 2.08 | 1.87 | 1.89 | 1.9 | 2.06 | 1.85 | 2.22 | 2.53 | 3.57 |
| 2.11 | 3.23 | 2.28 | 4.56 | 2.33 | 4.06 | 2.13 | 3.14 | 1.93 | 2.36 | 1.7 | 2.66 | 1.67 | 2.14 | 2.24 | 3.23 |
| 2.34 | 3.73 | 2.24 | 4.68 | 1.61 | 3.8 | 1.56 | 2.04 | 1.93 | 1.74 | 1.82 | 2.38 | 1.94 | 2.17 | 2.8 | 3.23 |
| 2.34 | 3.44 | 2.41 | 4.83 | 1.97 | 3.97 | 1.81 | 3.02 | 2.07 | 2.09 | 2.03 | 2.41 | 2.21 | 2.31 | 3.02 | 3.54 |
| 2.56 | 4 | 2.59 | 5.19 | 2.82 | 4.67 | 2.16 | 3.72 | 2.43 | 2.59 | 2.42 | 3.04 | 2.61 | 2.93 | 3.52 | 4.06 |

cannot be given for the Government Railway Police.

| | | | | | | | | | | | | | | | |
|------|------|------|------|------|------|-----|------|-----|------|------|------|------|------|------|------|
| 2.34 | 3.26 | 2.41 | 4.36 | 2.23 | 3.93 | 2.2 | 3.37 | 2.3 | 2.47 | 2.25 | 2.68 | 2.47 | 2.84 | 3.09 | 3.69 |
|------|------|------|------|------|------|-----|------|-----|------|------|------|------|------|------|------|

STATEMENT

Return showing cases of lurking house trespass and house breaking, Class III,

| District. | Reported as shown in columns 5 | | | | | | | | | |
|--|--------------------------------|--------------|--------------|--------------|--------------|--------------|--------------|--------------|--------------|---------------|
| | September. | | October. | | November. | | December. | | January. | |
| | 1906. | 1907. | 1906. | 1907. | 1906. | 1907. | 1906. | 1907. | 1907. | 1908. |
| Meerut ... | 201 | 250 | 136 | 244 | 132 | 272 | 159 | 213 | 174 | 281 |
| Delhra Dun ... | 27 | 28 | 16 | 31 | 15 | 11 | 18 | 17 | 14 | 20 |
| Salaspur ... | 77 | 148 | 44 | 121 | 55 | 109 | 72 | 140 | 80 | 204 |
| Muzaffarnagar ... | 112 | 145 | 107 | 122 | 98 | 152 | 95 | 148 | 116 | 230 |
| Bulandshahr ... | 102 | 180 | 82 | 133 | 94 | 162 | 134 | 234 | 133 | 290 |
| Aligarh ... | 137 | 167 | 122 | 144 | 108 | 120 | 112 | 153 | 187 | 304 |
| Agra ... | 145 | 168 | 94 | 164 | 95 | 141 | 124 | 199 | 97 | 274 |
| Muttra ... | 101 | 87 | 55 | 85 | 71 | 81 | 91 | 96 | 104 | 128 |
| Etawah ... | 105 | 137 | 88 | 136 | 58 | 98 | 85 | 98 | 110 | 101 |
| Mathura ... | 92 | 84 | 78 | 86 | 54 | 122 | 72 | 107 | 73 | 149 |
| Farrukhabad ... | 110 | 144 | 94 | 159 | 67 | 124 | 85 | 119 | 83 | 165 |
| Etah ... | 112 | 162 | 84 | 153 | 84 | 126 | 92 | 146 | 100 | 224 |
| Fatehly ... | 87 | 109 | 46 | 117 | 68 | 81 | 71 | 105 | 73 | 160 |
| Bijur ... | 60 | 139 | 43 | 96 | 54 | 94 | 75 | 82 | 64 | 162 |
| Moradabad ... | 113 | 189 | 73 | 173 | 76 | 172 | 89 | 204 | 126 | 290 |
| Budaun ... | 75 | 142 | 53 | 114 | 66 | 111 | 88 | 156 | 106 | 236 |
| Shahjahanpur ... | 107 | 183 | 92 | 183 | 80 | 150 | 139 | 159 | 82 | 207 |
| Pilibhit ... | 52 | 93 | 52 | 64 | 48 | 68 | 41 | 77 | 38 | 101 |
| Allahabad ... | 309 | 345 | 219 | 321 | 260 | 315 | 335 | 477 | 351 | 691 |
| Cawnpore ... | 164 | 162 | 107 | 231 | 111 | 188 | 183 | 200 | 166 | 255 |
| Fatehpur ... | 71 | 89 | 62 | 135 | 66 | 106 | 59 | 145 | 100 | 251 |
| Banda ... | 77 | 61 | 75 | 131 | 52 | 132 | 51 | 133 | 66 | 209 |
| Hamirpur ... | 59 | 23 | 23 | 50 | 30 | 44 | 21 | 52 | 25 | 88 |
| Jhansi ... | 68 | 40 | 33 | 45 | 30 | 52 | 36 | 80 | 26 | 103 |
| Jalau ... | 32 | 43 | 39 | 35 | 22 | 60 | 18 | 89 | 35 | 108 |
| Benares ... | 133 | 129 | 112 | 141 | 128 | 99 | 126 | 159 | 113 | 237 |
| Mirzapur ... | 241 | 278 | 169 | 209 | 145 | 222 | 248 | 312 | 196 | 412 |
| Jaunpur ... | 219 | 201 | 160 | 208 | 181 | 153 | 233 | 267 | 181 | 216 |
| Ghazipur ... | 116 | 128 | 109 | 137 | 60 | 121 | 135 | 207 | 52 | 227 |
| Ballia ... | 138 | 124 | 163 | 98 | 123 | 123 | 130 | 127 | 109 | 179 |
| Gorakhpur ... | 200 | 288 | 227 | 167 | 249 | 165 | 276 | 198 | 255 | 259 |
| Basti ... | 188 | 355 | 247 | 213 | 189 | 231 | 335 | 312 | 234 | 301 |
| Asamgarh ... | 139 | 102 | 146 | 142 | 96 | 145 | 157 | 186 | 147 | 174 |
| Kumaun division ... | 24 | 48 | 22 | 39 | 11 | 28 | 19 | 31 | 24 | 54 |
| Total, Province of Agra... | 4,002 | 4,976 | 3,272 | 4,627 | 3,096 | 4,368 | 4,011 | 5,428 | 3,916 | 7,330 |
| Lucknow ... | 184 | 305 | 153 | 315 | 117 | 233 | 191 | 324 | 202 | 376 |
| Unao ... | 159 | 244 | 114 | 279 | 110 | 208 | 131 | 207 | 141 | 311 |
| Kae Bareilly ... | 114 | 224 | 151 | 184 | 99 | 138 | 120 | 224 | 157 | 327 |
| Sitapur ... | 112 | 204 | 115 | 286 | 83 | 209 | 125 | 247 | 138 | 406 |
| Fatehpur ... | 317 | 442 | 266 | 479 | 207 | 365 | 217 | 368 | 180 | 478 |
| Kheri ... | 132 | 300 | 112 | 224 | 101 | 176 | 118 | 256 | 134 | 323 |
| Fyzabad ... | 167 | 227 | 132 | 208 | 100 | 166 | 217 | 196 | 142 | 279 |
| Bahraich ... | 141 | 234 | 98 | 133 | 77 | 179 | 99 | 303 | 156 | 546 |
| Gonda ... | 147 | 253 | 149 | 161 | 151 | 219 | 175 | 305 | 161 | 327 |
| Sultanpur ... | 150 | 200 | 111 | 211 | 75 | 156 | 161 | 188 | 144 | 281 |
| Parbhagarh ... | 166 | 183 | 106 | 132 | 123 | 150 | 127 | 188 | 153 | 268 |
| Bara Banki ... | 133 | 163 | 159 | 273 | 126 | 216 | 198 | 321 | 191 | 498 |
| Total, Oudh ... | 1,962 | 3,130 | 1,666 | 2,935 | 1,369 | 2,410 | 1,879 | 2,127 | 1,943 | 4,342 |
| Government Railway Police, A Section. | 10 | 4 | 11 | 8 | 6 | 3 | 6 | 3 | 4 | 5 |
| Government Railway Police, B Section. | 23 | 9 | 9 | 3 | 6 | 10 | 7 | 3 | 9 | 7 |
| Government Railway Police, C Section. | 9 | 10 | 5 | 3 | 3 | 3 | 8 | 7 | 6 | 2 |
| Total, Government Railway Police. | 42 | 23 | 25 | 14 | 15 | 16 | 21 | 13 | 21 | 14 |
| GRAND TOTAL ... | 6,006 | 8,138 | 4,963 | 7,576 | 4,480 | 6,794 | 5,911 | 8,568 | 6,880 | 11,696 |

No. VI,
Serial no. 29, in Crime Statement A, Part I.

and 15, Statement A, Part I.

| February. | | March. | | April. | | May. | | June. | | July. | |
|-----------|--------|--------|-------|--------|-------|-------|-------|-------|-------|-------|-------|
| 1907. | 1908. | 1907. | 1908. | 1907. | 1908. | 1907. | 1908. | 1907. | 1908. | 1907. | 1908. |
| 217 | 276 | 189 | 298 | 107 | 186 | 151 | 184 | 168 | 262 | 255 | 343 |
| 16 | 23 | 14 | 33 | 16 | 19 | 14 | 17 | 24 | 12 | 18 | 16 |
| 72 | 184 | 82 | 203 | 65 | 92 | 80 | 80 | 105 | 105 | 139 | 108 |
| 145 | 188 | 128 | 166 | 82 | 101 | 85 | 115 | 114 | 148 | 110 | 160 |
| 125 | 278 | 138 | 248 | 87 | 108 | 92 | 200 | 101 | 209 | 124 | 296 |
| 154 | 232 | 109 | 179 | 95 | 112 | 122 | 119 | 119 | 208 | 82 | 70 |
| 133 | 246 | 140 | 192 | 114 | 142 | 110 | 158 | 107 | 156 | 157 | 237 |
| 79 | 110 | 58 | 75 | 71 | 59 | 63 | 99 | 80 | 91 | 83 | 171 |
| 95 | 123 | 56 | 123 | 75 | 67 | 80 | 98 | 87 | 110 | 105 | 133 |
| 74 | 125 | 59 | 119 | 72 | 63 | 89 | 128 | 68 | 139 | 95 | 202 |
| 113 | 124 | 86 | 127 | 96 | 103 | 124 | 129 | 110 | 146 | 52 | 46 |
| 135 | 187 | 83 | 126 | 118 | 106 | 117 | 182 | 109 | 196 | 116 | 278 |
| 79 | 184 | 60 | 127 | 61 | 60 | 60 | 93 | 77 | 143 | 63 | 201 |
| 56 | 158 | 84 | 171 | 54 | 108 | 76 | 121 | 93 | 108 | 98 | 173 |
| 89 | 317 | 102 | 276 | 93 | 148 | 117 | 155 | 129 | 189 | 147 | 295 |
| 82 | 192 | 65 | 115 | 89 | 70 | 93 | 102 | 92 | 133 | 98 | 156 |
| 97 | 159 | 67 | 161 | 73 | 71 | 84 | 95 | 113 | 124 | 145 | 193 |
| 48 | 123 | 41 | 105 | 44 | 53 | 25 | 70 | 43 | 99 | 40 | 153 |
| 297 | 522 | 179 | 231 | 237 | 167 | 162 | 230 | 181 | 253 | 278 | 523 |
| 203 | 281 | 132 | 224 | 109 | 168 | 123 | 172 | 131 | 157 | 133 | 232 |
| 79 | 176 | 54 | 114 | 74 | 79 | 53 | 106 | 54 | 97 | 71 | 157 |
| 61 | 157 | 66 | 101 | 40 | 134 | 84 | 135 | 61 | 125 | 55 | 165 |
| 23 | 91 | 24 | 61 | 23 | 57 | 18 | 71 | 23 | 64 | 31 | 114 |
| 33 | 90 | 55 | 75 | 38 | 86 | 29 | 58 | 30 | 68 | 28 | 84 |
| 21 | 87 | 19 | 55 | 18 | 46 | 25 | 71 | 24 | 85 | 29 | 65 |
| 110 | 184 | 78 | 138 | 78 | 83 | 100 | 98 | 89 | 104 | 110 | 167 |
| 201 | 416 | 162 | 180 | 166 | 115 | 116 | 144 | 138 | 166 | 184 | 311 |
| 147 | 287 | 101 | 98 | 158 | 91 | 159 | 96 | 145 | 100 | 240 | 241 |
| 84 | 194 | 71 | 111 | 116 | 66 | 71 | 121 | 104 | 120 | 167 | 203 |
| 95 | 174 | 81 | 85 | 110 | 59 | 93 | 93 | 110 | 131 | 217 | 209 |
| 256 | 235 | 205 | 134 | 201 | 81 | 241 | 121 | 286 | 128 | 399 | 255 |
| 268 | 301 | 154 | 183 | 239 | 102 | 243 | 173 | 269 | 225 | 418 | 342 |
| 118 | 210 | 77 | 82 | 123 | 70 | 113 | 96 | 129 | 121 | 205 | 228 |
| 23 | 53 | 21 | 45 | 19 | 28 | 16 | 30 | 12 | 44 | 22 | 44 |
| 3,823 | 6,687 | 3,040 | 4,761 | 3,157 | 3,077 | 3,228 | 3,955 | 3,525 | 4,567 | 4,464 | 6,571 |
| 168 | 359 | 116 | 250 | 120 | 149 | 157 | 190 | 151 | 08 | 160 | 210 |
| 138 | 285 | 72 | 184 | 96 | 113 | 107 | 169 | 113 | 154 | 170 | 250 |
| 151 | 276 | 69 | 191 | 110 | 111 | 129 | 131 | 121 | 146 | 148 | 268 |
| 140 | 294 | 100 | 201 | 106 | 95 | 100 | 153 | 137 | 168 | 271 | 240 |
| 184 | 368 | 146 | 245 | 194 | 143 | 199 | 257 | 103 | 217 | 312 | 369 |
| 120 | 282 | 106 | 249 | 85 | 123 | 123 | 149 | 127 | 171 | 203 | 298 |
| 151 | 251 | 119 | 122 | 153 | 81 | 129 | 126 | 167 | 122 | 232 | 281 |
| 122 | 407 | 83 | 281 | 94 | 91 | 139 | 123 | 154 | 148 | 273 | 264 |
| 131 | 236 | 81 | 175 | 112 | 103 | 112 | 145 | 162 | 130 | 239 | 296 |
| 100 | 221 | 83 | 88 | 105 | 95 | 114 | 135 | 98 | 140 | 177 | 304 |
| 150 | 259 | 81 | 123 | 105 | 98 | 78 | 141 | 87 | 108 | 142 | 203 |
| 137 | 312 | 111 | 173 | 148 | 100 | 134 | 157 | 150 | 158 | 202 | 294 |
| 1,688 | 3,550 | 1,167 | 2,282 | 1,428 | 1,302 | 1,521 | 1,896 | 1,570 | 1,870 | 2,529 | 3,277 |
| 4 | 2 | 4 | 3 | 4 | 1 | 8 | 7 | 7 | 4 | 8 | 9 |
| 9 | 2 | 2 | 7 | 10 | 3 | 6 | 5 | 6 | ... | 8 | 9 |
| 13 | 2 | 2 | 4 | ... | 2 | 9 | ... | 5 | 2 | 12 | 1 |
| 26 | 6 | 8 | 14 | 14 | 6 | 23 | 12 | 18 | 6 | 28 | 19 |
| 5,542 | 10,243 | 4,215 | 7,057 | 4,599 | 4,385 | 4,772 | 5,863 | 5,113 | 6,443 | 7,021 | 9,867 |

STATEMENT

Return showing cases of theft, Class V, Serial no. 34

| District. | Reported as shown in columns 5 | | | | | | | | | |
|--|--------------------------------|--------------|--------------|--------------|--------------|--------------|--------------|--------------|--------------|--------------|
| | September. | | October. | | November. | | December. | | January. | |
| | 1906. | 1907. | 1906. | 1907. | 1906. | 1907. | 1906. | 1907. | 1907. | 1908. |
| Meerut ... | 82 | 114 | 96 | 141 | 89 | 124 | 105 | 134 | 114 | 126 |
| Dehra Dun ... | 40 | 50 | 42 | 43 | 29 | 27 | 24 | 31 | 27 | 27 |
| Saharanpur ... | 27 | 65 | 41 | 66 | 37 | 53 | 49 | 56 | 30 | 54 |
| Muzaffarnagar ... | 39 | 31 | 31 | 35 | 40 | 29 | 16 | 29 | 35 | 35 |
| Bulandshahr ... | 61 | 37 | 81 | 115 | 74 | 89 | 60 | 79 | 64 | 99 |
| Aligarh ... | 72 | 37 | 65 | 108 | 74 | 119 | 84 | 98 | 96 | 156 |
| Agra ... | 90 | 128 | 97 | 140 | 111 | 155 | 92 | 157 | 114 | 132 |
| Muttra ... | 67 | 60 | 53 | 62 | 55 | 58 | 63 | 79 | 57 | 102 |
| Etawah ... | 79 | 107 | 87 | 130 | 103 | 131 | 107 | 121 | 98 | 205 |
| Mainpuri ... | 45 | 57 | 58 | 58 | 33 | 48 | 45 | 74 | 36 | 88 |
| Farrukhabad ... | 66 | 72 | 105 | 105 | 69 | 91 | 84 | 103 | 88 | 156 |
| Etah ... | 82 | 59 | 107 | 78 | 111 | 77 | 82 | 139 | 103 | 63 |
| Bareilly ... | 113 | 130 | 138 | 167 | 143 | 141 | 115 | 131 | 118 | 227 |
| Bijnor ... | 22 | 64 | 40 | 98 | 38 | 104 | 31 | 79 | 18 | 76 |
| Moradabad ... | 114 | 102 | 163 | 194 | 163 | 178 | 140 | 187 | 115 | 215 |
| Budaun ... | 64 | 101 | 124 | 142 | 100 | 143 | 89 | 136 | 100 | 191 |
| Shahjahanpur ... | 80 | 131 | 105 | 159 | 96 | 126 | 85 | 133 | 116 | 198 |
| Pilibhit ... | 96 | 102 | 89 | 128 | 80 | 140 | 80 | 105 | 108 | 147 |
| Allahabad ... | 111 | 141 | 131 | 165 | 141 | 184 | 132 | 138 | 138 | 222 |
| Cawnpore ... | 170 | 188 | 190 | 185 | 201 | 183 | 143 | 193 | 153 | 203 |
| Fatehpur ... | 52 | 49 | 78 | 46 | 45 | 80 | 29 | 60 | 55 | 123 |
| Banda ... | 59 | 47 | 70 | 42 | 78 | 107 | 53 | 80 | 61 | 106 |
| Hamirpur ... | 69 | 49 | 75 | 61 | 86 | 53 | 61 | 86 | 44 | 100 |
| Jhansi ... | 90 | 77 | 80 | 115 | 102 | 113 | 102 | 93 | 79 | 103 |
| Jalaun ... | 40 | 23 | 43 | 30 | 44 | 42 | 39 | 49 | 35 | 54 |
| Benares ... | 63 | 64 | 101 | 69 | 101 | 73 | 68 | 814 | 102 | 141 |
| Mirzapur ... | 74 | 69 | 89 | 71 | 75 | 87 | 57 | 101 | 68 | 129 |
| Jaunpur ... | 63 | 89 | 44 | 83 | 59 | 93 | 64 | 107 | 58 | 142 |
| Ghazipur ... | 46 | 42 | 40 | 39 | 61 | 67 | 39 | 59 | 47 | 79 |
| Ballia ... | 58 | 41 | 47 | 56 | 61 | 49 | 43 | 50 | 63 | 61 |
| Gorakhpur ... | 226 | 252 | 190 | 229 | 196 | 173 | 157 | 174 | 202 | 208 |
| Basti ... | 254 | 193 | 141 | 161 | 147 | 144 | 165 | 152 | 205 | 220 |
| Azamgarh ... | 111 | 129 | 108 | 86 | 130 | 83 | 139 | 132 | 206 | 191 |
| Kanmaun division ... | 29 | 41 | 29 | 48 | 19 | 49 | 20 | 49 | 26 | 53 |
| Total, Province of Agra ... | 2,753 | 3,001 | 2,978 | 3,455 | 2,990 | 3,413 | 2,662 | 3,528 | 2,984 | 4,482 |
| Lucknow ... | 130 | 143 | 134 | 186 | 110 | 181 | 102 | 193 | 88 | 196 |
| Unao ... | 71 | 44 | 86 | 83 | 72 | 62 | 47 | 72 | 49 | 100 |
| Rae Bareli ... | 37 | 28 | 22 | 44 | 26 | 50 | 32 | 61 | 32 | 90 |
| Sitapur ... | 144 | 228 | 151 | 266 | 156 | 199 | 148 | 206 | 107 | 354 |
| Hardoi ... | 139 | 195 | 173 | 181 | 149 | 177 | 103 | 213 | 102 | 304 |
| Kheri ... | 179 | 192 | 197 | 161 | 182 | 161 | 162 | 185 | 144 | 273 |
| Fyzabad ... | 59 | 90 | 42 | 58 | 56 | 60 | 56 | 70 | 64 | 110 |
| Bahraich ... | 128 | 203 | 161 | 157 | 118 | 161 | 89 | 191 | 158 | 288 |
| Gonda ... | 161 | 201 | 154 | 165 | 144 | 133 | 133 | 160 | 118 | 193 |
| Sultanpur ... | 108 | 61 | 97 | 44 | 77 | 79 | 74 | 74 | 65 | 111 |
| Partabgarh ... | 36 | 49 | 52 | 76 | 68 | 82 | 58 | 88 | 40 | 128 |
| Bara Banki ... | 49 | 53 | 57 | 53 | 52 | 74 | 54 | 78 | 49 | 123 |
| Total, Oudh ... | 1,241 | 1,487 | 1,326 | 1,474 | 1,210 | 1,419 | 1,058 | 1,591 | 1,016 | 2,270 |
| Government Railway Police, A Section. | 127 | 226 | 150 | 288 | 110 | 233 | 174 | 228 | 179 | 312 |
| Government Railway Police, B Section. | 66 | 131 | 72 | 150 | 61 | 129 | 78 | 136 | 87 | 261 |
| Government Railway Police, C Section. | 54 | 64 | 44 | 62 | 40 | 70 | 79 | 74 | 78 | 184 |
| Total, Government Railway Police. | 247 | 421 | 266 | 500 | 211 | 432 | 331 | 438 | 344 | 757 |
| GRAND TOTAL ... | 4,241 | 4,909 | 4,570 | 5,429 | 4,411 | 5,264 | 4,051 | 5,557 | 4,344 | 7,509 |

No. VII.

in Crime Statement A, Part I.

and 15, Statement A, Part I.

| February. | | March. | | April. | | May. | | June. | | July. | |
|-----------|-------|--------|-------|--------|-------|-------|-------|-------|-------|-------|-------|
| 1907. | 1908. | 1907. | 1908. | 1907. | 1908. | 1907. | 1908. | 1907. | 1908. | 1907. | 1908. |
| 93 | 165 | 115 | 221 | 112 | 154 | 88 | 139 | 136 | 136 | 108 | 139 |
| 17 | 26 | 22 | 80 | 25 | 29 | 29 | 29 | 26 | 43 | 34 | 36 |
| 26 | 59 | 35 | 57 | 37 | 66 | 40 | 63 | 56 | 53 | 60 | 34 |
| 18 | 57 | 26 | 43 | 15 | 37 | 25 | 33 | 26 | 45 | 31 | 26 |
| 58 | 104 | 65 | 104 | 69 | 67 | 69 | 80 | 69 | 91 | 78 | 52 |
| 55 | 97 | 73 | 94 | 60 | 98 | 138 | 118 | 133 | 99 | 106 | 90 |
| 95 | 147 | 75 | 129 | 82 | 110 | 92 | 119 | 108 | 144 | 110 | 104 |
| 48 | 62 | 60 | 72 | 60 | 65 | 46 | 53 | 53 | 69 | 87 | 55 |
| 74 | 139 | 124 | 217 | 150 | 153 | 89 | 121 | 94 | 102 | 113 | 98 |
| 26 | 71 | 41 | 54 | 68 | 75 | 54 | 64 | 73 | 66 | 77 | 68 |
| 76 | 79 | 84 | 92 | 82 | 93 | 73 | 95 | 86 | 104 | 88 | 80 |
| 76 | 83 | 86 | 109 | 85 | 67 | 60 | 52 | 81 | 79 | 99 | 67 |
| 116 | 185 | 145 | 200 | 134 | 161 | 151 | 186 | 150 | 178 | 123 | 150 |
| 20 | 91 | 28 | 99 | 36 | 119 | 40 | 105 | 48 | 94 | 58 | 100 |
| 96 | 225 | 135 | 236 | 91 | 173 | 127 | 120 | 171 | 182 | 157 | 196 |
| 95 | 161 | 125 | 204 | 106 | 144 | 87 | 118 | 108 | 118 | 102 | 91 |
| 110 | 207 | 94 | 218 | 95 | 127 | 83 | 109 | 110 | 125 | 103 | 108 |
| 119 | 154 | 97 | 151 | 83 | 107 | 79 | 106 | 113 | 131 | 104 | 116 |
| 146 | 216 | 185 | 232 | 123 | 130 | 130 | 124 | 110 | 153 | 155 | 123 |
| 132 | 183 | 163 | 201 | 193 | 160 | 147 | 146 | 131 | 148 | 142 | 129 |
| 37 | 76 | 64 | 76 | 59 | 66 | 54 | 54 | 72 | 58 | 52 | 40 |
| 58 | 89 | 94 | 87 | 64 | 67 | 48 | 65 | 63 | 79 | 71 | 54 |
| 67 | 87 | 71 | 81 | 49 | 83 | 44 | 55 | 55 | 71 | 63 | 76 |
| 68 | 113 | 66 | 97 | 67 | 116 | 87 | 125 | 97 | 105 | 102 | 99 |
| 44 | 61 | 66 | 65 | 39 | 55 | 30 | 57 | 40 | 47 | 33 | 58 |
| 80 | 151 | 78 | 115 | 82 | 60 | 84 | 55 | 75 | 77 | 78 | 65 |
| 71 | 118 | 81 | 125 | 52 | 82 | 70 | 67 | 87 | 96 | 81 | 77 |
| 54 | 113 | 68 | 117 | 57 | 64 | 60 | 77 | 85 | 58 | 53 | 74 |
| 60 | 91 | 72 | 82 | 75 | 45 | 32 | 48 | 46 | 56 | 42 | 53 |
| 50 | 71 | 61 | 65 | 61 | 44 | 66 | 32 | 40 | 48 | 60 | 57 |
| 196 | 203 | 222 | 281 | 280 | 239 | 234 | 174 | 245 | 181 | 242 | 192 |
| 182 | 237 | 284 | 257 | 188 | 186 | 158 | 130 | 178 | 122 | 195 | 143 |
| 169 | 220 | 147 | 243 | 98 | 79 | 89 | 85 | 89 | 74 | 98 | 64 |
| 23 | 44 | 29 | 43 | 37 | 61 | 29 | 36 | 42 | 55 | 47 | 47 |
| 2,637 | 4,151 | 3,181 | 4,486 | 2,914 | 3,382 | 2,731 | 3,040 | 3,096 | 3,287 | 3,182 | 2,961 |
| 105 | 217 | 102 | 194 | 105 | 140 | 93 | 113 | 123 | 115 | 130 | 119 |
| 52 | 117 | 67 | 137 | 63 | 80 | 57 | 82 | 50 | 76 | 60 | 65 |
| 28 | 79 | 32 | 49 | 45 | 61 | 41 | 66 | 60 | 49 | 44 | 52 |
| 132 | 273 | 132 | 235 | 180 | 174 | 169 | 230 | 155 | 233 | 248 | 253 |
| 95 | 234 | 167 | 280 | 191 | 140 | 147 | 178 | 131 | 174 | 176 | 154 |
| 141 | 216 | 171 | 195 | 141 | 178 | 144 | 165 | 153 | 174 | 181 | 195 |
| 52 | 78 | 67 | 53 | 84 | 54 | 76 | 39 | 61 | 50 | 83 | 59 |
| 97 | 258 | 109 | 233 | 106 | 184 | 110 | 188 | 133 | 170 | 164 | 174 |
| 104 | 170 | 123 | 207 | 147 | 176 | 112 | 141 | 129 | 143 | 123 | 176 |
| 87 | 129 | 84 | 94 | 63 | 63 | 46 | 47 | 41 | 54 | 63 | 55 |
| 53 | 97 | 100 | 147 | 53 | 87 | 49 | 82 | 46 | 68 | 51 | 57 |
| 35 | 99 | 50 | 117 | 41 | 61 | 42 | 76 | 48 | 51 | 67 | 57 |
| 981 | 1,967 | 1,198 | 1,936 | 1,219 | 1,398 | 1,086 | 1,407 | 1,130 | 1,362 | 1,395 | 1,416 |
| 120 | 522 | 147 | 279 | 164 | 196 | 160 | 232 | 154 | 158 | 173 | 203 |
| 73 | 228 | 79 | 175 | 95 | 130 | 99 | 124 | 108 | 123 | 114 | 150 |
| 70 | 154 | 57 | 114 | 54 | 73 | 72 | 84 | 71 | 72 | 88 | 61 |
| 263 | 604 | 283 | 568 | 313 | 399 | 331 | 440 | 333 | 53 | 374 | 413 |
| 3,881 | 6,722 | 4,662 | 6,990 | 4,446 | 5,179 | 4,148 | 4,887 | 4,559 | 5,002 | 4,951 | 4,793 |

STATEMENT No. VIII.

Return of cases of rioting and unlawful assembly, Class I, Serial 9, no. in Crime Statement A, Part I

| District. | Reported as shown in columns 5 and 15, Statement A, Part I. | | | | | | | | | | | | | | | | | | | | | |
|---------------------------------------|---|------|----------|------|-----------|------|-----------|------|----------|------|-----------|------|--------|------|--------|------|------|------|-------|------|-------|------|
| | September. | | October. | | November. | | December. | | January. | | February. | | March. | | April. | | May. | | June. | | July. | |
| | 1906 | 1907 | 1906 | 1907 | 1906 | 1907 | 1906 | 1907 | 1907 | 1908 | 1907 | 1908 | 1907 | 1908 | 1907 | 1908 | 1907 | 1908 | 1907 | 1908 | 1907 | 1908 |
| Meerut .. | 1 | 3 | 1 | ... | ... | ... | 2 | ... | 2 | ... | 3 | ... | 2 | 1 | ... | ... | 3 | ... | 1 | ... | 3 | 5 |
| Dehra Dun | ... | ... | ... | ... | ... | ... | ... | ... | ... | ... | ... | ... | ... | ... | ... | ... | ... | ... | ... | ... | ... | ... |
| Saharanpur | 3 | 1 | 1 | ... | ... | ... | 1 | ... | ... | ... | ... | ... | ... | 3 | 1 | 1 | ... | ... | ... | ... | 1 | 2 |
| Muzaffarnagar | ... | 1 | 1 | ... | ... | ... | ... | 1 | 1 | 2 | 1 | ... | ... | 3 | ... | ... | ... | ... | ... | 4 | 6 | 1 |
| Bulandshahr | 2 | 1 | 2 | ... | ... | ... | 3 | ... | ... | ... | ... | ... | 2 | 2 | 2 | ... | ... | ... | ... | 2 | 2 | 4 |
| Aligarh | 1 | 2 | 4 | 2 | 1 | 1 | ... | ... | 1 | 1 | 1 | ... | ... | 4 | 1 | 1 | 1 | 2 | 4 | 3 | 2 | 4 |
| Agra ... | 2 | 4 | 1 | 1 | 1 | 1 | ... | ... | 2 | 2 | 1 | ... | ... | 5 | 1 | ... | ... | ... | 2 | 4 | 3 | 2 |
| Muttra | ... | 1 | ... | ... | 2 | 3 | ... | 1 | ... | 3 | 1 | ... | ... | 1 | 3 | ... | 1 | ... | 1 | 1 | 1 | 1 |
| Etawah | 1 | 2 | 2 | 2 | 1 | 1 | ... | 2 | 1 | 1 | 3 | 4 | ... | 2 | 1 | 3 | ... | 1 | 1 | 4 | 3 | |
| Mainpuri | 1 | ... | 2 | 2 | ... | ... | ... | 2 | 1 | 1 | ... | ... | ... | 1 | 1 | ... | 1 | ... | ... | ... | 1 | 2 |
| Farrukhabad | 3 | 1 | 2 | ... | ... | 1 | 5 | ... | 3 | 2 | 1 | 3 | 1 | 3 | 2 | 2 | 2 | 2 | 1 | 3 | 1 | 3 |
| Etah ... | 2 | 4 | 4 | 3 | 1 | 2 | 1 | ... | 3 | 2 | 1 | 2 | 2 | 2 | 1 | 4 | 2 | 1 | 3 | 3 | 3 | 2 |
| Bareilly | ... | 1 | 1 | 2 | 2 | 2 | 4 | ... | 3 | 1 | 1 | 2 | 2 | 1 | 2 | 1 | 3 | 3 | 3 | ... | 1 | 1 |
| Bijnor | ... | ... | 3 | 5 | ... | ... | 3 | ... | 1 | 4 | 3 | ... | 1 | 1 | 3 | 2 | 2 | 4 | 6 | 2 | 4 | 2 |
| Moradabad | 3 | 1 | 1 | 2 | 2 | 2 | 2 | ... | 1 | 4 | 3 | ... | 2 | 2 | 2 | 12 | ... | 2 | 2 | 2 | 1 | 1 |
| Budaun | ... | 4 | 4 | 6 | 4 | 5 | 4 | 3 | 4 | ... | 4 | 5 | 5 | 2 | 8 | 5 | 3 | 3 | 6 | 2 | 3 | 2 |
| Sahjahanpur | ... | 3 | 1 | 3 | 1 | 1 | 2 | 2 | 3 | ... | 1 | 3 | 3 | 3 | 5 | 5 | 2 | 2 | 1 | 2 | 4 | 3 |
| Pilibhit | ... | 2 | 2 | 2 | 1 | ... | ... | ... | ... | 1 | ... | ... | ... | 3 | 2 | 2 | 2 | 1 | 1 | 2 | 3 | 4 |
| Allahabad | 5 | 3 | 1 | 10 | 3 | 1 | ... | 3 | ... | 2 | 4 | 9 | 8 | 1 | 3 | 1 | 4 | 2 | 5 | 7 | 3 | 3 |
| Cawnpore | 3 | 3 | 3 | 3 | 1 | ... | 3 | ... | ... | ... | ... | ... | 3 | 2 | 3 | 3 | 2 | 1 | 1 | 1 | 1 | 1 |
| Fatehpur | ... | 2 | 3 | 2 | 1 | 1 | ... | ... | 3 | ... | 2 | 1 | 2 | 1 | 3 | 3 | 3 | 3 | 3 | 2 | 1 | ... |
| Banda... | 3 | 2 | 1 | 2 | ... | ... | 1 | 3 | ... | 4 | ... | ... | 4 | 3 | 1 | 1 | 2 | 2 | 3 | 6 | 2 | 1 |
| Hamirpur | ... | ... | 3 | ... | ... | ... | ... | 1 | ... | 1 | ... | ... | 3 | 1 | 1 | 3 | ... | 1 | 1 | 1 | 1 | 1 |
| Jhansi ... | ... | 2 | ... | 1 | ... | 1 | 1 | ... | 1 | ... | 1 | ... | 1 | 3 | ... | ... | 1 | 1 | ... | 2 | 1 | 1 |
| Jalaun... | ... | ... | ... | ... | ... | ... | ... | ... | ... | 1 | ... | ... | ... | ... | ... | ... | ... | ... | ... | ... | ... | ... |
| Benares | ... | ... | ... | 2 | ... | ... | ... | 2 | ... | 3 | 4 | 1 | 1 | 1 | 2 | 3 | ... | 2 | 3 | 2 | ... | ... |
| Mirzapur | 2 | 1 | 2 | ... | ... | ... | 1 | 1 | ... | 1 | ... | 2 | 2 | 3 | 3 | 1 | 2 | 1 | 1 | ... | 3 | 1 |
| Jaunpur | 3 | 3 | 1 | 3 | ... | 1 | ... | 1 | ... | 1 | ... | 2 | 2 | 3 | 4 | 2 | 1 | 2 | 3 | 1 | 8 | 11 |
| Ghazipur | ... | 1 | 1 | ... | 2 | 1 | ... | ... | 1 | ... | 1 | ... | 1 | 1 | ... | 1 | 3 | ... | 2 | 2 | ... | 1 |
| Ballia ... | 2 | 4 | 7 | 2 | 1 | 2 | ... | ... | 1 | 1 | 2 | 3 | 3 | 2 | 3 | ... | 4 | 4 | 4 | 1 | 1 | 1 |
| Gorakhpur | 2 | 4 | 3 | 3 | ... | 2 | ... | 4 | ... | 3 | 1 | 1 | 5 | 2 | 3 | 1 | 3 | 6 | ... | 4 | 2 | 1 |
| Basti ... | 4 | 13 | 2 | 8 | 7 | 5 | ... | 2 | 3 | 5 | 2 | 4 | 6 | 11 | 3 | 4 | 4 | 2 | 3 | 2 | 14 | 5 |
| Azamgarh | 3 | 1 | 1 | 2 | 4 | 3 | ... | 1 | ... | 1 | 1 | ... | 9 | 3 | 1 | 2 | 2 | 4 | 2 | 6 | 4 | 3 |
| Kumaun division | ... | ... | 1 | ... | 2 | 1 | ... | ... | ... | ... | ... | 1 | 1 | ... | ... | 1 | ... | ... | 1 | ... | ... | ... |
| Total, Province of Agra. | 46 | 70 | 51 | 71 | 41 | 38 | 27 | 32 | 85 | 37 | 39 | 33 | 82 | 72 | 49 | 65 | 53 | 52 | 58 | 62 | 89 | 73 |
| Lucknow | ... | ... | ... | ... | 2 | 1 | ... | 2 | 2 | ... | 2 | ... | ... | 1 | 1 | 1 | 1 | ... | 1 | 3 | 1 | 2 |
| Unao ... | 2 | 2 | 1 | 5 | 1 | ... | 2 | ... | ... | ... | ... | 3 | 1 | ... | 3 | 1 | 1 | 3 | 3 | 1 | 2 | ... |
| Rae Bareli | 2 | ... | 1 | 2 | 2 | 1 | ... | ... | ... | 1 | 1 | ... | ... | ... | ... | 2 | 1 | 2 | 1 | 1 | ... | ... |
| Sitapur | ... | 1 | 2 | 1 | ... | 3 | ... | 2 | ... | ... | 1 | 1 | ... | 2 | ... | 1 | 1 | 2 | 2 | 2 | ... | 1 |
| Hardoi | ... | ... | 1 | 8 | 1 | 2 | ... | ... | ... | 1 | ... | 3 | 3 | 3 | 1 | 2 | ... | 2 | 1 | 2 | ... | 1 |
| Kheri | 1 | 1 | 1 | 3 | ... | 1 | 1 | 4 | ... | ... | 4 | ... | 3 | 1 | 3 | ... | 2 | ... | 1 | 1 | 1 | 1 |
| Fyzabad | 1 | 1 | 1 | ... | ... | 2 | 2 | ... | ... | ... | ... | ... | ... | 1 | 1 | ... | 1 | 1 | 1 | 1 | 1 | 2 |
| Bahraich | 3 | 2 | ... | 1 | ... | 1 | ... | 1 | ... | 1 | ... | 2 | ... | 3 | 3 | 1 | 2 | 2 | 2 | ... | 3 | 1 |
| Gonda | 5 | 7 | ... | 1 | 4 | 3 | 4 | 2 | ... | 2 | 1 | ... | 3 | 4 | 1 | 4 | 1 | 4 | 2 | 4 | 5 | 12 |
| Sultanpur | 4 | 3 | ... | 1 | ... | ... | ... | 3 | ... | 3 | ... | 1 | 1 | 1 | 2 | 3 | ... | 1 | 2 | 3 | 4 | 1 |
| Partabgarh | 1 | ... | 2 | 1 | 1 | 2 | ... | 4 | 3 | ... | ... | 1 | 1 | 1 | 1 | 1 | 1 | 1 | 1 | 3 | 1 | 3 |
| Bara Banki | 1 | ... | 3 | 2 | 2 | 3 | ... | 3 | 3 | 2 | 3 | ... | 5 | 2 | 3 | ... | 2 | 5 | 5 | 5 | 5 | ... |
| Total, Oudh | 20 | 17 | 11 | 19 | 17 | 16 | 11 | 18 | 12 | 5 | 9 | 11 | 15 | 18 | 18 | 22 | 10 | 15 | 23 | 27 | 24 | 25 |
| Government Railway Police, A Section. | ... | ... | ... | ... | ... | ... | ... | ... | 1 | ... | ... | ... | ... | ... | ... | ... | ... | ... | ... | ... | ... | ... |
| Government Railway Police, B Section. | ... | ... | ... | ... | ... | ... | ... | ... | ... | ... | ... | ... | ... | ... | 1 | ... | ... | ... | ... | ... | ... | 1 |
| Government Railway Police, C Section. | ... | ... | ... | ... | ... | ... | ... | ... | ... | 1 | ... | ... | ... | ... | ... | ... | ... | ... | ... | ... | 1 | ... |
| Total, Government Railway Police. | ... | ... | ... | ... | ... | ... | ... | ... | 1 | 1 | ... | ... | ... | ... | 1 | ... | ... | ... | ... | ... | 1 | 1 |
| GRAND TOTAL | 66 | 87 | 62 | 90 | 58 | 54 | 38 | 50 | 47 | 43 | 49 | 44 | 97 | 90 | 67 | 88 | 63 | 67 | 80 | 89 | 114 | 99 |

STATEMENT No. IX.

Return showing cases of Dacoity and Robbery, Class III, Serial nos. 25 and 26 in Crime Statement, Part I.

| District. | Reported as shown in columns 5 and 15, Statement A, Part I. | | | | | | | | | | | | | | | | | | | | | | | |
|--|---|------------|-----------|------------|-----------|------------|-----------|------------|-----------|------------|-----------|------------|------------|------------|------------|------------|------------|------------|------------|------------|------------|------------|--|--|
| | September. | | October. | | November. | | December. | | January. | | February. | | March. | | April. | | May. | | June. | | July. | | | |
| | 1906. | 1907. | 1906. | 1907. | 1906. | 1907. | 1906. | 1907. | 1907. | 1908. | 1907. | 1908. | 1907. | 1908. | 1907. | 1908. | 1907. | 1908. | 1907. | 1908. | 1907. | 1908. | | |
| Meerut ... | 2 | 7 | 3 | 5 | 3 | 8 | 3 | 14 | 7 | 3 | 4 | 2 | 4 | 4 | 2 | 8 | 5 | 16 | 4 | 18 | 16 | 10 | | |
| Dehra Dun ... | ... | ... | ... | ... | ... | ... | ... | ... | ... | ... | ... | ... | ... | ... | ... | ... | ... | ... | ... | ... | ... | ... | | |
| Sabarapur ... | 1 | 3 | 1 | 1 | ... | ... | ... | ... | 1 | 2 | 1 | 1 | 1 | 2 | ... | ... | ... | 7 | ... | 3 | 1 | 4 | | |
| Muzaffarnagar ... | 1 | ... | 2 | 5 | 1 | 2 | 1 | 1 | 2 | ... | 4 | 2 | 4 | 2 | 6 | 2 | 3 | ... | ... | 5 | ... | 3 | | |
| Bulandshahr ... | ... | 3 | ... | ... | 3 | 3 | 1 | 2 | 3 | 9 | 4 | 3 | 3 | 1 | 1 | 2 | 3 | ... | ... | ... | ... | 3 | | |
| Aligarh ... | ... | 7 | ... | 2 | 1 | 6 | 2 | 4 | 2 | 4 | 1 | 2 | 5 | 3 | 3 | 6 | 8 | 1 | 12 | 6 | 6 | 3 | | |
| Agra ... | 4 | 3 | 6 | 3 | 3 | 5 | 2 | 2 | 2 | 11 | 5 | 8 | 4 | 4 | 5 | 9 | 10 | 9 | 11 | 6 | 6 | 5 | | |
| Muttra ... | 1 | 3 | 2 | 2 | 4 | 1 | 6 | 3 | 1 | ... | 2 | 1 | 1 | 5 | 5 | 4 | 5 | 8 | 3 | 2 | ... | ... | | |
| Etawah ... | 2 | 2 | 4 | 5 | 10 | 3 | 8 | 5 | ... | 9 | 4 | 1 | 7 | 9 | 3 | 9 | 8 | 7 | 8 | 3 | 5 | 6 | | |
| Mainpuri ... | 4 | ... | ... | 3 | 1 | ... | ... | ... | 2 | 4 | 2 | 6 | 3 | 4 | 5 | 6 | 2 | 3 | 2 | 2 | ... | 7 | | |
| Farrukhabad ... | 8 | ... | 4 | 8 | 10 | 6 | 5 | 4 | 2 | 2 | 5 | 10 | 4 | 6 | 2 | 10 | 3 | 9 | 7 | 21 | 4 | 7 | | |
| Etah ... | 4 | 4 | 5 | 4 | 1 | 5 | 2 | 4 | 1 | 3 | 1 | 3 | 1 | 3 | 3 | 5 | 2 | 4 | 3 | 6 | 2 | 3 | | |
| Bareilly ... | 1 | 1 | 3 | ... | 1 | 3 | 2 | 6 | ... | 2 | 1 | 2 | 2 | 3 | 2 | 3 | 3 | 5 | 5 | 7 | ... | 2 | | |
| Bijnor ... | 3 | 5 | 3 | 3 | ... | 8 | 1 | ... | 3 | 3 | 1 | 3 | ... | 6 | ... | 1 | ... | 5 | 2 | 4 | ... | 3 | | |
| Moradabad ... | 2 | 4 | 4 | 4 | 7 | 2 | 2 | 4 | 7 | 8 | 3 | 2 | 2 | ... | 4 | 4 | 7 | 15 | 2 | 8 | 8 | 14 | | |
| Rudahn ... | 2 | 2 | 3 | 6 | 1 | 7 | 2 | 2 | 1 | 2 | 4 | 5 | 3 | ... | 2 | 6 | 7 | 8 | 3 | 1 | 3 | 4 | | |
| Shahjahanpur ... | 1 | ... | 1 | 4 | ... | 4 | ... | 10 | 1 | 2 | 1 | 5 | ... | 6 | 2 | 1 | 2 | 2 | 4 | 4 | 5 | 5 | | |
| Pilibhit ... | ... | 2 | 1 | 2 | 2 | 6 | 1 | 3 | ... | 3 | ... | 1 | ... | 4 | 1 | 2 | 6 | ... | 3 | 3 | 4 | 4 | | |
| Allahabad ... | 2 | 1 | 4 | 6 | 4 | 4 | 4 | 3 | 2 | 6 | ... | 6 | 1 | 4 | 4 | 3 | 3 | 11 | ... | 5 | 2 | 2 | | |
| Cawnpore ... | 7 | 4 | 2 | 6 | 3 | 2 | 1 | 5 | 5 | 3 | 4 | 4 | 2 | 3 | 5 | 11 | 12 | 9 | 7 | 16 | 5 | 5 | | |
| Fatehpur ... | 2 | 1 | 1 | 2 | 2 | 4 | 1 | 1 | ... | 3 | 1 | 2 | 2 | 4 | 1 | 4 | 4 | 2 | 7 | 1 | 5 | ... | | |
| Banda ... | ... | 2 | 1 | 1 | ... | ... | ... | 2 | ... | 3 | 3 | ... | 2 | 2 | 1 | 1 | 6 | 4 | 1 | 1 | ... | 1 | | |
| Hamirpur ... | ... | ... | 2 | ... | ... | 2 | 1 | 1 | 2 | 1 | 1 | 2 | 1 | 2 | 2 | 5 | 4 | 5 | ... | 3 | ... | 2 | | |
| Jhansi ... | 5 | 2 | 4 | ... | 4 | 6 | 3 | 3 | 3 | 4 | 8 | 3 | 1 | 1 | 1 | 3 | 4 | ... | 3 | ... | 3 | 3 | | |
| Jalaun ... | 4 | 1 | ... | ... | 2 | 1 | ... | 5 | 1 | 6 | 2 | 2 | 1 | 1 | 1 | 1 | 3 | 6 | 3 | 1 | ... | ... | | |
| Benares ... | 3 | 2 | ... | 1 | 1 | 1 | 2 | 4 | 2 | ... | 2 | 2 | 1 | 3 | 3 | 2 | 3 | ... | 1 | 5 | ... | 2 | | |
| Mirzapur ... | 6 | ... | 3 | 4 | 3 | 3 | ... | 2 | 1 | 19 | 2 | 2 | 1 | 1 | 1 | 3 | 3 | ... | 2 | 3 | 1 | 5 | | |
| Jaunpur ... | ... | 2 | ... | 1 | ... | 2 | 1 | 6 | ... | 1 | ... | 3 | 1 | 4 | 2 | 1 | 5 | 7 | 3 | 1 | ... | ... | | |
| Ghazipur ... | 1 | 1 | ... | 1 | ... | 1 | 2 | 2 | ... | 1 | ... | 2 | ... | 2 | ... | 2 | ... | 5 | 1 | 1 | ... | ... | | |
| Ballia ... | ... | ... | 1 | ... | 1 | ... | 1 | ... | 1 | ... | 1 | ... | 1 | ... | 1 | ... | 2 | ... | 1 | 3 | 1 | ... | | |
| Corakhpur ... | 5 | 4 | 2 | 4 | 4 | 7 | 1 | 4 | 4 | ... | 5 | 6 | 2 | 4 | ... | 8 | 5 | 2 | 6 | 1 | 4 | 2 | | |
| Basti ... | 2 | 4 | 5 | 5 | 6 | 4 | 6 | 2 | 5 | 3 | 2 | 6 | 3 | 4 | 3 | 4 | 5 | 2 | 4 | 2 | 4 | 2 | | |
| Asamgarh ... | 1 | 2 | 2 | 3 | 2 | 3 | 1 | 1 | 2 | 2 | 1 | 1 | 1 | 1 | 1 | 1 | 2 | 7 | 1 | 1 | ... | ... | | |
| Kumaun division ... | ... | 2 | 1 | 3 | 4 | 6 | 4 | 13 | 3 | 7 | 3 | 18 | 2 | 5 | 5 | 3 | 3 | 7 | 11 | 4 | 3 | 3 | | |
| Total, Province of Agra. | 73 | 72 | 68 | 102 | 77 | 115 | 67 | 123 | 68 | 186 | 60 | 120 | 68 | 110 | 73 | 143 | 125 | 177 | 130 | 154 | 93 | 107 | | |
| Lucknow ... | 2 | 4 | 2 | 4 | 1 | 4 | 2 | 7 | 2 | 3 | ... | 4 | 3 | 7 | 7 | 4 | 3 | 5 | 9 | 4 | 1 | 2 | | |
| Unao ... | ... | 1 | 3 | 2 | 1 | ... | 1 | 1 | 1 | 1 | 2 | 6 | 7 | 4 | 1 | 3 | 2 | 3 | 1 | 1 | 3 | 4 | | |
| Rae Bareilly ... | 2 | 2 | 1 | 1 | 1 | 1 | 1 | 2 | 2 | 1 | 1 | 1 | ... | 2 | 3 | 3 | 2 | 1 | 2 | 2 | 4 | 4 | | |
| Sitapur ... | 1 | 1 | 1 | 3 | 4 | 6 | 5 | 9 | 4 | 7 | 3 | 6 | 4 | 3 | 5 | 2 | 3 | 5 | 5 | 4 | 1 | 2 | | |
| Hardoi ... | 1 | 2 | 2 | 8 | ... | 1 | ... | 2 | ... | 3 | 1 | 2 | 2 | 1 | 2 | ... | 9 | 3 | 5 | ... | 5 | 1 | | |
| Kheri ... | 3 | 2 | ... | 11 | 1 | 12 | 2 | 13 | 1 | 6 | 2 | 8 | 6 | 4 | 4 | 5 | 11 | 1 | 11 | 15 | 12 | 12 | | |
| Fyzabad ... | 1 | 4 | 1 | ... | 1 | ... | ... | 1 | ... | 1 | ... | 2 | 1 | 2 | 3 | 4 | 1 | 3 | 2 | 1 | 3 | 1 | | |
| Bahraich ... | 1 | 5 | 1 | 2 | ... | 7 | 3 | 5 | 4 | 23 | ... | 13 | 2 | 10 | 2 | 16 | 7 | 9 | 8 | 8 | 6 | 6 | | |
| Gonda ... | 3 | 8 | 1 | 9 | 3 | 7 | 3 | 4 | 2 | 6 | 1 | 9 | ... | 5 | ... | 2 | 5 | 6 | 6 | 4 | 5 | 5 | | |
| Sultanpur ... | ... | 1 | ... | 2 | 2 | ... | ... | 1 | 2 | 2 | 1 | 2 | 3 | 2 | 1 | 2 | 1 | ... | 2 | 3 | ... | 2 | | |
| Partabgarh ... | ... | 1 | ... | 1 | 1 | ... | 1 | ... | 1 | 2 | ... | 3 | 1 | 2 | 4 | ... | 1 | 1 | 1 | 2 | ... | 2 | | |
| Bara Banki ... | 3 | 14 | 2 | 9 | 5 | 3 | 4 | 11 | 2 | 7 | ... | 4 | 3 | 1 | 15 | 3 | 9 | 3 | 3 | 4 | 4 | 1 | | |
| Total, Oudh | 17 | 44 | 15 | 51 | 20 | 43 | 21 | 56 | 21 | 61 | 11 | 60 | 32 | 43 | 42 | 47 | 48 | 51 | 38 | 46 | 44 | 40 | | |
| Government Railway Police, A Section. | 1 | 1 | 3 | 1 | ... | 2 | 1 | 1 | 2 | 3 | 2 | 1 | ... | 1 | 1 | ... | ... | 2 | ... | ... | ... | ... | | |
| Government Railway Police, B Section. | ... | ... | ... | ... | ... | 1 | ... | 1 | ... | ... | 1 | 2 | 1 | 1 | ... | 1 | 1 | ... | ... | ... | ... | ... | | |
| Government Railway Police, C Section. | ... | ... | ... | 1 | ... | ... | 1 | ... | ... | ... | ... | 2 | ... | 1 | ... | 1 | ... | 1 | ... | 1 | ... | 1 | | |
| Total, Government Railway Police. | 1 | 1 | 3 | 2 | ... | 3 | 2 | 2 | 2 | 3 | 3 | 5 | 1 | 3 | 1 | 2 | 1 | 3 | ... | 1 | ... | 1 | | |
| GRAND TOTAL | 91 | 117 | 81 | 155 | 97 | 161 | 90 | 181 | 91 | 200 | 74 | 185 | 161 | 156 | 116 | 192 | 174 | 231 | 168 | 301 | 137 | 148 | | |

STATEMENT No. X.

Statement showing cases of Arson (Mischief by fire, sections 435 and 436, Indian Penal Code.)

| District. | Reported as shown in columns 5 and 15, Statement A, Part I. | | | | | | | | | | | | | | | | | | | | | | |
|--|---|-----------|-----------|-----------|-----------|-----------|-----------|-----------|-----------|-----------|-----------|-----------|-----------|-----------|-----------|------------|-----------|-----------|-----------|-----------|-----------|-----------|-----|
| | September. | | October. | | November. | | December. | | January. | | February. | | March. | | April. | | May. | | June. | | July. | | |
| | 1906. | 1907. | 1906. | 1907. | 1906. | 1907. | 1906. | 1907. | 1907. | 1908. | 1907. | 1908. | 1907. | 1908. | 1907. | 1908. | 1907. | 1908. | 1907. | 1908. | 1907. | 1908. | |
| Meerut | ... | ... | ... | ... | ... | ... | 4 | ... | 1 | ... | 2 | 2 | 1 | 2 | 1 | ... | 2 | ... | ... | ... | 2 | ... | |
| Dehra Dun | ... | ... | ... | ... | ... | ... | ... | ... | ... | ... | 1 | ... | ... | ... | ... | ... | ... | ... | ... | ... | 1 | ... | |
| Saharanpur | ... | ... | ... | ... | ... | ... | ... | ... | ... | ... | ... | ... | ... | 3 | ... | ... | ... | 1 | 1 | ... | 1 | ... | |
| Muzaffarnagar | ... | ... | ... | ... | ... | ... | ... | ... | ... | ... | ... | ... | ... | ... | 1 | 1 | ... | ... | ... | ... | ... | ... | |
| Bulandshahr | ... | ... | ... | 1 | ... | ... | 1 | 1 | ... | ... | ... | 1 | ... | ... | 1 | ... | ... | ... | ... | ... | ... | ... | |
| Aligarh | ... | ... | ... | ... | 1 | ... | ... | ... | ... | ... | ... | 1 | 1 | 1 | 1 | 1 | 2 | ... | 2 | 1 | 2 | ... | |
| Agra | 1 | ... | ... | ... | ... | 1 | 1 | ... | 1 | ... | 1 | ... | 1 | 1 | 2 | 1 | ... | 1 | 1 | 2 | ... | ... | |
| Muttra | ... | 1 | ... | ... | ... | ... | ... | ... | ... | ... | ... | ... | 1 | ... | ... | ... | ... | ... | ... | ... | ... | ... | |
| Etawah | ... | ... | 1 | 1 | ... | ... | ... | ... | ... | ... | ... | 4 | 1 | 4 | 1 | 1 | ... | ... | ... | ... | ... | ... | |
| Mainpuri | 1 | ... | ... | 1 | 1 | 1 | ... | 1 | ... | ... | ... | ... | ... | ... | ... | ... | 2 | ... | ... | ... | ... | ... | |
| Farrukhabad | ... | ... | 1 | 1 | 1 | ... | ... | ... | 1 | 1 | ... | 1 | 2 | ... | ... | ... | 2 | ... | ... | ... | 4 | ... | |
| Etah | ... | ... | 1 | ... | 1 | ... | 1 | 1 | 1 | 1 | 1 | 1 | ... | 1 | 4 | 1 | 1 | 1 | 1 | 1 | 1 | 1 | |
| Bareilly | 1 | ... | ... | 1 | ... | ... | ... | ... | 1 | 1 | 1 | ... | 1 | 1 | 1 | 2 | 3 | 1 | 1 | 1 | 1 | ... | |
| Bijnor | ... | ... | 1 | 2 | 1 | 1 | ... | ... | 2 | ... | 1 | 1 | 2 | 1 | 1 | 1 | 1 | 3 | 1 | 1 | 1 | 1 | |
| Moradabad | ... | 2 | 2 | 4 | 2 | 3 | ... | ... | 3 | ... | ... | 1 | 3 | 3 | 2 | 4 | 1 | 3 | 1 | 1 | 3 | ... | |
| Budaun | 1 | 1 | 1 | 3 | 1 | ... | 2 | 5 | ... | ... | 1 | 3 | 3 | 2 | 4 | 1 | 3 | 1 | 1 | 3 | ... | ... | |
| Shahjahanpur | ... | ... | ... | ... | 1 | ... | 1 | 2 | ... | 2 | 1 | 2 | ... | 3 | 1 | 3 | ... | ... | ... | 2 | 2 | ... | |
| Pilibhit | ... | ... | ... | 1 | ... | ... | ... | 1 | 1 | 1 | 1 | 1 | ... | ... | ... | ... | 2 | 2 | 1 | 1 | ... | ... | |
| Allahabad | 2 | ... | 1 | 3 | 2 | ... | 4 | 1 | 2 | ... | 2 | 1 | 3 | 3 | 4 | ... | 1 | ... | 2 | ... | 1 | ... | |
| Cawnpore | 1 | ... | ... | ... | ... | ... | ... | ... | ... | 1 | 1 | ... | 1 | 1 | 4 | 2 | ... | 2 | ... | ... | ... | ... | |
| Fatehpur | ... | ... | ... | ... | ... | ... | ... | ... | 1 | 1 | ... | ... | ... | 1 | 1 | 1 | 1 | ... | ... | ... | ... | ... | |
| Banda | ... | ... | ... | ... | ... | 1 | 1 | ... | ... | 1 | 2 | ... | ... | 2 | ... | ... | ... | 1 | 1 | 2 | ... | ... | |
| Hamirpur | ... | ... | ... | ... | 1 | 1 | ... | 1 | ... | ... | 1 | ... | 1 | ... | ... | ... | 1 | ... | ... | ... | 1 | 1 | |
| Jhansi | ... | ... | ... | ... | 1 | 2 | ... | ... | 1 | ... | 1 | ... | ... | ... | 2 | 3 | ... | ... | ... | ... | 1 | 1 | |
| Jalaun | ... | ... | ... | ... | 1 | ... | ... | ... | 1 | 1 | 1 | ... | ... | ... | ... | ... | 1 | ... | ... | ... | ... | ... | |
| Hensres | ... | ... | ... | ... | 1 | 1 | ... | 1 | 1 | 1 | ... | 1 | ... | ... | ... | 2 | ... | ... | ... | ... | ... | ... | |
| Mirzapur | ... | ... | 2 | 1 | 3 | 1 | 1 | 1 | 2 | ... | 1 | 2 | 2 | 2 | ... | 1 | 1 | 2 | ... | 1 | 1 | 1 | |
| Jaunpur | ... | 1 | ... | 1 | ... | 2 | 3 | ... | 1 | ... | 1 | 1 | 2 | 2 | 3 | ... | 1 | 2 | 1 | 2 | 1 | 1 | |
| Guzipur | 1 | 2 | ... | 1 | ... | 2 | ... | ... | ... | 1 | ... | 1 | 6 | 3 | 6 | 2 | 1 | 2 | ... | 2 | ... | ... | |
| Ballia | 2 | ... | 1 | ... | ... | 1 | ... | 2 | 1 | 1 | 1 | 1 | 2 | 4 | 4 | ... | ... | ... | 3 | 2 | ... | ... | |
| Gorakhpur | 1 | 3 | 4 | 1 | 4 | 3 | 4 | ... | 6 | 1 | 1 | 5 | 10 | 7 | 5 | 3 | 2 | 3 | 1 | 5 | ... | 1 | |
| Basti | 3 | 1 | 6 | 3 | 1 | 2 | 6 | ... | 4 | 4 | 5 | 4 | 4 | 6 | 5 | 8 | 3 | 5 | 4 | 1 | 5 | ... | |
| Azamgarh | 1 | 2 | 1 | 3 | 4 | 1 | 4 | 2 | 2 | ... | 1 | 3 | 7 | 3 | 9 | 4 | 2 | 3 | 3 | 1 | 1 | 1 | |
| Kumaun division | ... | ... | 1 | 2 | ... | 1 | ... | 1 | ... | ... | ... | ... | ... | ... | 2 | ... | ... | ... | ... | ... | ... | ... | |
| Total, Province of Agra. | 3 | 15 | 20 | 24 | 23 | 28 | 23 | 32 | 19 | 28 | 16 | 26 | 36 | 53 | 52 | 65 | 31 | 36 | 30 | 21 | 33 | 6 | |
| Lucknow | ... | ... | 1 | 1 | ... | 3 | 2 | 2 | 1 | 3 | ... | ... | 3 | 3 | 4 | 7 | 2 | 5 | 4 | 1 | ... | ... | |
| Unao | ... | ... | 1 | 2 | 1 | 1 | ... | ... | 3 | 1 | ... | 4 | 3 | 5 | 4 | 9 | 4 | 2 | 1 | ... | 1 | 2 | |
| Rae Bareli | ... | ... | 1 | 1 | ... | 1 | ... | ... | ... | ... | 1 | 1 | 2 | 1 | 1 | 1 | 2 | ... | ... | ... | ... | ... | |
| Sitapur | 7 | 5 | 3 | 3 | 1 | 4 | 1 | 2 | 2 | 3 | 3 | ... | ... | 5 | 7 | 3 | 1 | 1 | 5 | ... | ... | ... | |
| Hardoi | 4 | 1 | 1 | 4 | 2 | 4 | 2 | 2 | 1 | 1 | ... | 2 | 2 | 4 | 3 | 3 | 2 | ... | 2 | ... | 4 | ... | |
| Kheri | 3 | 11 | 10 | 10 | 11 | 10 | 4 | 11 | 8 | 9 | 4 | 6 | 7 | 5 | 6 | 8 | 6 | 11 | 9 | 8 | 1 | ... | |
| Fyzabad | ... | 1 | ... | 1 | ... | 2 | ... | ... | 2 | ... | ... | 1 | ... | 1 | 1 | 1 | ... | 3 | 1 | 1 | ... | 5 | |
| Bahraich | ... | ... | 3 | 1 | 2 | ... | 4 | 1 | 6 | 7 | 3 | 3 | 5 | 7 | 7 | 5 | 7 | 4 | 4 | 7 | 8 | ... | |
| Gonda | 4 | 5 | 4 | 5 | 3 | 1 | 3 | 1 | ... | 1 | 2 | 3 | 3 | 5 | 8 | 1 | 3 | 4 | 4 | 5 | 1 | ... | |
| Saltanpur | ... | ... | 1 | ... | ... | 1 | 1 | 1 | ... | 1 | 2 | ... | 1 | 1 | 2 | ... | 1 | 1 | ... | ... | ... | ... | |
| Partabgarh | ... | ... | 4 | ... | ... | 1 | 4 | ... | ... | ... | 2 | 1 | 1 | 1 | 2 | 1 | 4 | ... | 4 | ... | ... | 1 | |
| Bara Banki | 2 | ... | 1 | ... | ... | 3 | 1 | 2 | ... | ... | ... | 1 | 3 | 2 | 1 | ... | ... | ... | ... | 1 | ... | ... | |
| Total, Oadh | 13 | 25 | 23 | 35 | 22 | 29 | 17 | 30 | 14 | 27 | 20 | 18 | 31 | 29 | 39 | 48 | 33 | 33 | 32 | 33 | 27 | 11 | |
| Government Railway Police, A Section. | ... | ... | ... | ... | ... | ... | ... | ... | ... | ... | ... | ... | ... | ... | ... | ... | ... | ... | ... | ... | ... | ... | ... |
| Government Railway Police, B Section. | ... | ... | ... | ... | ... | ... | ... | ... | ... | ... | ... | ... | ... | ... | ... | ... | ... | ... | ... | ... | ... | ... | ... |
| Government Railway Police, C Section. | ... | ... | ... | ... | ... | ... | ... | ... | ... | ... | ... | ... | ... | ... | ... | ... | ... | ... | ... | ... | ... | ... | ... |
| Total, Government Railway Police. | ... | ... | ... | ... | ... | ... | ... | ... | ... | ... | ... | ... | ... | ... | ... | ... | ... | ... | ... | ... | ... | ... | ... |
| GRAND TOTAL | 16 | 40 | 43 | 59 | 45 | 57 | 40 | 62 | 33 | 55 | 36 | 4 | 67 | 87 | 9 | 113 | 64 | 60 | 62 | 54 | 60 | 17 | |

Supplementary Statement No. XI.

| District. | Incidence of total reported crime per 10,000 of population shown in columns 5 and 15, Crime Statement A, Part I (excluding serials Nos. 41 and 42) for August 1907 and 1908. | | | | Return of cases of rioting and unlawful assembly, class I, serial no. 9, in Crime Statement A, Part I. | | Return showing cases of daktaiti and robbery, class III, serial nos. 25 and 26. | | Return showing cases of lurking, house-trespass and house breaking, class III, serial no. 26. | | Return showing cases of theft, class V, serial no. 34. | | Statement showing cases of arson (mischiefs by fire, sections 435 and 436, I P. C.). | |
|---------------------------------------|--|---------------|---|--------------|--|--------------|---|--------------|---|---------------|---|--------------|--|--------------|
| | Total crime reported as shown in columns 5 and 15, Statement A, Part I, excluding serials nos. 41 and 42. | | Incidence of crime on 10,000 population. | | Reported as shown in columns 5 and 15, Statement A, Part I. | | Reported as shown in columns 5 and 15, Statement A, Part I. | | Reported as shown in columns 5 and 15, Statement A, Part I. | | Reported as shown in columns 5 and 15, Statement A, Part I. | | Reported as shown in columns 5 and 15, Statement A, Part I. | |
| | August 1907. | August 1908. | August 1907. | August 1908. | August 1907. | August 1908. | August 1907. | August 1908. | August 1907. | August 1908. | August 1907. | August 1908. | August 1907. | August 1908. |
| Provinces of Agra. | | | | | | | | | | | | | | |
| Meerut ... | 505 | 569 | 3.27 | 3.69 | .. | 4 | 1 | 8 | 314 | 408 | 149 | 117 | 2 | .. |
| Meerut Division ... | 1,722 | 2,105 | 2.87 | 3.52 | 4 | 12 | 11 | 27 | 925 | 1,207 | 390 | 341 | 3 | .. |
| Meerut Division ... | 370 | 422 | 3.48 | 3.97 | 1 | 2 | 3 | 4 | 237 | 260 | 101 | 95 | .. | .. |
| Meerut Division ... | 274 | 288 | 3.59 | 3.77 | 1 | .. | 6 | 9 | 51 | 62 | 67 | 63 | .. | .. |
| Meerut Division ... | 303 | 295 | 3.75 | 3.65 | 1 | .. | 4 | 2 | 156 | 174 | 66 | 89 | .. | .. |
| Meerut Division ... | 250 | 282 | 3.01 | 3.4 | .. | 1 | .. | 2 | 169 | 185 | 53 | 51 | .. | .. |
| Meerut Division ... | 312 | 329 | 3.37 | 3.55 | 1 | 2 | 4 | 12 | 46 | 49 | 61 | 55 | 2 | .. |
| Meerut Division ... | 310 | 364 | 3.58 | 4.31 | 4 | 2 | 3 | 3 | 198 | 267 | 63 | 61 | .. | .. |
| Total, Meerut division ... | 1,819 | 1,980 | 3.46 | 3.77 | 8 | 7 | 20 | 32 | 857 | 997 | 411 | 414 | 2 | .. |
| Meerut Division ... | 820 | 353 | 2.93 | 3.23 | 4 | 4 | 3 | 3 | 133 | 171 | 105 | 115 | .. | .. |
| Meerut Division ... | 237 | 281 | 3.03 | 3.6 | .. | 3 | 2 | 2 | 121 | 147 | 41 | 78 | .. | .. |
| Meerut Division ... | 405 | 535 | 3.39 | 4.48 | .. | 1 | 3 | 9 | 193 | 309 | 111 | 133 | 1 | .. |
| Meerut Division ... | 296 | 319 | 2.88 | 3.1 | 9 | 2 | 1 | 3 | 161 | 173 | 82 | 99 | .. | .. |
| Meerut Division ... | 357 | 391 | 3.87 | 4.24 | .. | 2 | 4 | 2 | 214 | 226 | 72 | 102 | .. | .. |
| Meerut Division ... | 238 | 312 | 5.06 | 6.63 | .. | 1 | .. | 5 | 86 | 160 | 104 | 132 | 1 | .. |
| Total, Rohilkhand division ... | 1,853 | 2,191 | 3.38 | 3.99 | 13 | 13 | 13 | 24 | 908 | 1,186 | 515 | 659 | 2 | 2 |
| Rohilkhand Division ... | 597 | 799 | 4 | 5.36 | 6 | 3 | 4 | 2 | 418 | 644 | 117 | 96 | .. | .. |
| Rohilkhand Division ... | 451 | 458 | 3.58 | 3.63 | .. | 4 | 1 | .. | 208 | 246 | 160 | 127 | .. | .. |
| Rohilkhand Division ... | 191 | 222 | 2.78 | 3.23 | .. | 3 | 2 | 1 | 124 | 165 | 43 | 37 | .. | .. |
| Rohilkhand Division ... | 153 | 232 | 2.42 | 3.67 | 3 | 4 | .. | 1 | 59 | 136 | 28 | 38 | .. | .. |
| Rohilkhand Division ... | 91 | 141 | 1.98 | 3.07 | .. | 1 | .. | .. | 17 | 82 | 44 | 39 | .. | .. |
| Rohilkhand Division ... | 193 | 247 | 3.2 | 4 | 1 | .. | 1 | 3 | 50 | 104 | 4 | 94 | .. | .. |
| Rohilkhand Division ... | 134 | 149 | 3.35 | 3.72 | .. | .. | .. | .. | 35 | 85 | 39 | 37 | .. | .. |
| Total, Allahabad division ... | 1,815 | 2,248 | 3.27 | 4.05 | 10 | 15 | 8 | 16 | 911 | 1,462 | 435 | 468 | .. | 2 |
| Allahabad Division ... | 233 | 311 | 2.64 | 3.52 | 2 | .. | 1 | .. | 104 | 173 | 55 | 76 | .. | .. |
| Allahabad Division ... | 481 | 572 | 4.44 | 5.28 | .. | 3 | 1 | 1 | 324 | 428 | 54 | 84 | .. | .. |
| Allahabad Division ... | 535 | 454 | 4.44 | 3.77 | 3 | 8 | .. | 2 | 398 | 342 | 63 | 71 | 1 | .. |
| Allahabad Division ... | 242 | 257 | 2.64 | 2.81 | .. | 1 | .. | .. | 149 | 185 | 61 | 40 | .. | .. |
| Allahabad Division ... | 255 | 258 | 2.58 | 2.61 | 3 | .. | .. | .. | 185 | 189 | 66 | 50 | 1 | .. |
| Total, Benares division ... | 1,746 | 1,852 | 3.44 | 3.65 | 8 | 12 | 2 | 3 | 1,160 | 1,317 | 299 | 321 | 2 | 3 |
| Benares Division ... | 723 | 476 | 2.46 | 1.6 | 2 | 5 | 3 | 4 | 413 | 245 | 219 | 130 | 2 | .. |
| Benares Division ... | 839 | 541 | 4.54 | 2.93 | 4 | 6 | .. | 4 | 437 | 146 | 160 | 120 | 4 | .. |
| Benares Division ... | 389 | 293 | 2.54 | 1.91 | 2 | 2 | .. | .. | 242 | 169 | 101 | 63 | 1 | .. |
| Total, Gorakhpur division ... | 1,956 | 1,310 | 3.08 | 2.06 | 8 | 13 | 3 | 8 | 1,092 | 553 | 480 | 313 | 7 | 1 |
| Total, Kumaon division ... | 138 | 137 | 1.14 | 1.13 | 2 | .. | 3 | 5 | 55 | 55 | 58 | 69 | .. | .. |
| Total, Province of Agra ... | 11,049 | 11,823 | 3.16 | 3.39 | 53 | 72 | 60 | 116 | 5,908 | 6,777 | 2,588 | 2,580 | 16 | 11 |
| Oudh. | | | | | | | | | | | | | | |
| Oudh ... | 469 | 548 | 5.91 | 6.9 | 2 | .. | 5 | .. | 291 | 365 | 144 | 125 | .. | .. |
| Oudh ... | 332 | 350 | 3.39 | 3.58 | .. | .. | 2 | .. | 260 | 256 | 45 | 60 | .. | .. |
| Oudh ... | 330 | 412 | 3.19 | 3.98 | 1 | .. | 1 | 2 | 247 | 333 | 33 | 38 | .. | .. |
| Oudh ... | 627 | 608 | 5.33 | 5.17 | 1 | 1 | 6 | 4 | 360 | 281 | 224 | 273 | .. | .. |
| Oudh ... | 669 | 648 | 6.12 | 5.92 | 1 | 2 | 1 | 2 | 470 | 453 | 154 | 152 | .. | .. |
| Oudh ... | 566 | 565 | 6.25 | 6.24 | 1 | 1 | 2 | 8 | 269 | 318 | 210 | 200 | 6 | 2 |
| Total, Lucknow division ... | 2,993 | 3,131 | 5 | 5.23 | 6 | 4 | 17 | 16 | 1,897 | 2,006 | 813 | 843 | 6 | 3 |
| Lucknow Division ... | 582 | 366 | 4.74 | 2.98 | 1 | 1 | 5 | .. | 435 | 282 | 92 | 56 | .. | .. |
| Lucknow Division ... | 551 | 620 | 5.24 | 5.89 | 1 | 1 | 8 | 7 | 366 | 331 | 138 | 245 | 6 | .. |
| Lucknow Division ... | 500 | 473 | 3.56 | 3.37 | 3 | 3 | 2 | 3 | 332 | 249 | 124 | 194 | 1 | .. |
| Lucknow Division ... | 396 | 368 | 3.65 | 3.39 | 4 | 2 | .. | 2 | 326 | 307 | 53 | 47 | .. | .. |
| Lucknow Division ... | 283 | 379 | 3.09 | 4.15 | .. | .. | 1 | 1 | 240 | 321 | 35 | 41 | .. | .. |
| Lucknow Division ... | 477 | 450 | 4.04 | 3.81 | .. | 5 | 9 | 8 | 397 | 326 | 36 | 69 | .. | .. |
| Total, Fyzabad division ... | 2,789 | 2,656 | 4.06 | 3.87 | 9 | 12 | 24 | 21 | 2,096 | 1,806 | 478 | 651 | 7 | 2 |
| Total, Oudh ... | 5,782 | 5,787 | 4.5 | 4.5 | 15 | 16 | 41 | 37 | 3,903 | 3,812 | 1,291 | 1,494 | 13 | 5 |
| Government Railway Police, A Section. | 196 | 267 | Incidence of crime on population cannot be given for the Government Railway Police. | | .. | .. | .. | .. | 10 | 3 | 155 | 234 | .. | .. |
| Government Railway Police, B Section. | 114 | 123 | Incidence of crime on population cannot be given for the Government Railway Police. | | 1 | .. | .. | .. | 6 | .. | 93 | 117 | .. | .. |
| Government Railway Police, C Section. | 110 | 100 | Incidence of crime on population cannot be given for the Government Railway Police. | | .. | .. | .. | .. | 3 | 2 | 87 | 75 | .. | .. |
| Total, Government Railway Police. | 420 | 490 | Incidence of crime on population cannot be given for the Government Railway Police. | | 1 | .. | .. | .. | 19 | 5 | 335 | 426 | .. | .. |
| GRAND TOTAL | 17,251 | 18,100 | 3.61 | 3.79 | 69 | 88 | 101 | 152 | 9,920 | 10,594 | 4,214 | 4,500 | 29 | 13 |

STATEMENT

Showing death-rates from all causes (including and excluding plague) and cholera in the Famines, with the normal death-rates and the death-rates

| Districts | September. | | | | | | | | | October. | | | | | | | | |
|----------------------------|------------------------------|-------------|-------------|------------------------------|-------------|------------|------------|------------|------------------------------|-------------|-------------|------------------------------|-------------|------------|------------|------------|--|--|
| | All causes including plague. | | | All causes excluding plague. | | Cholera. | | | All causes including plague. | | | All causes excluding plague. | | Cholera. | | | | |
| | Normal. | 1896. | 1907. | Normal. | 1907. | Normal. | 1896. | 1907. | Normal. | 1896. | 1907. | Normal. | 1907. | Normal. | 1896. | 1907. | | |
| <i>Famine Districts.</i> | | | | | | | | | | | | | | | | | | |
| Muttra ... | 3.58 | 2.42 | 2.98 | 3.57 | 2.95 | .04 | .01 | .09 | 4.29 | 2.27 | 3.72 | 4.29 | 3.60 | .01 | ... | .02 | | |
| Agra ... | 3.96 | 2.90 | 3.38 | 3.94 | 3.38 | .06 | ... | ... | 4.48 | 2.34 | 3.82 | 4.48 | 3.82 | ... | ... | ... | | |
| Etawah ... | 3.09 | 2.55 | 2.97 | 3.08 | 2.92 | .02 | ... | ... | 3.96 | 2.43 | 4.00 | 3.95 | 3.99 | .01 | ... | .10 | | |
| Sitapur ... | 3.11 | 2.68 | 2.67 | 3.11 | 2.67 | .33 | .30 | .05 | 3.49 | 2.90 | 2.62 | 3.48 | 2.62 | .44 | .55 | .14 | | |
| Hardoi ... | 3.69 | 4.99 | 3.86 | 3.69 | 3.86 | .18 | 1.17 | .01 | 3.85 | 4.43 | 3.71 | 3.84 | 3.70 | .14 | 1.16 | .01 | | |
| Kheri ... | 2.79 | 4.10 | 2.95 | 2.79 | 2.95 | .14 | .49 | .02 | 3.40 | 4.76 | 3.00 | 3.89 | 3.00 | .18 | .93 | ... | | |
| Hamirpur ... | 4.07 | 6.78 | 5.92 | 4.07 | 5.92 | .06 | .06 | ... | 4.29 | 8.06 | 5.23 | 4.29 | 5.23 | .02 | ... | .04 | | |
| Banda ... | 2.65 | 3.84 | 3.45 | 2.65 | 3.45 | .04 | ... | .04 | 3.09 | 4.20 | 3.99 | 3.09 | 3.99 | ... | ... | .04 | | |
| Allahabad ... | 2.70 | 2.62 | 2.29 | 2.68 | 2.28 | .02 | .01 | .01 | 3.19 | 2.37 | 2.37 | 3.17 | 2.36 | .06 | .02 | ... | | |
| Jaloun ... | 4.10 | 3.05 | 5.14 | 4.05 | 5.14 | .06 | .10 | ... | 4.28 | 3.24 | 4.96 | 4.24 | 4.96 | .02 | .01 | ... | | |
| Jhansi ... | 3.89 | 7.09 | 5.12 | 3.86 | 5.12 | .09 | .25 | ... | 4.00 | 7.37 | 4.87 | 3.96 | 4.87 | .01 | .01 | ... | | |
| Fyzabad ... | 2.76 | 1.71 | 2.00 | 2.75 | 2.00 | .11 | .04 | .04 | 3.31 | 2.22 | 2.63 | 3.30 | 2.63 | .21 | .09 | .36 | | |
| Govt. ... | 2.53 | 2.55 | 2.56 | 2.53 | 2.56 | .11 | .18 | .15 | 2.61 | 2.66 | 2.84 | 2.60 | 2.34 | .08 | .06 | .13 | | |
| Bahsich ... | 2.61 | 2.75 | 1.96 | 2.61 | 1.96 | .31 | .23 | .08 | 2.75 | 2.82 | 2.30 | 2.74 | 2.30 | .21 | .19 | .23 | | |
| Bara Banki ... | 2.76 | 1.90 | 2.24 | 2.75 | 2.24 | .31 | .02 | .03 | 2.86 | 1.74 | 2.30 | 2.85 | 2.30 | .35 | ... | .05 | | |
| Sultanpur ... | 2.72 | 1.65 | 2.07 | 2.72 | 2.07 | .10 | ... | .01 | 3.64 | 1.88 | 2.64 | 3.64 | 2.64 | .38 | ... | .03 | | |
| Basti ... | 2.29 | 2.15 | 2.32 | 2.29 | 2.32 | .05 | .18 | .02 | 2.79 | 2.19 | 2.41 | 2.79 | 2.41 | .15 | .11 | .12 | | |
| Mirzapur ... | 2.82 | 2.99 | 2.40 | 2.60 | 2.40 | .03 | .01 | .01 | 3.21 | 2.54 | 2.11 | 3.18 | 2.10 | .05 | ... | .02 | | |
| Jaunpur ... | 2.39 | 1.67 | 2.03 | 2.39 | 2.01 | .02 | ... | .02 | 2.91 | 1.65 | 2.18 | 2.89 | 2.18 | .03 | ... | ... | | |
| Total ... | 2.89 | 2.91 | 2.78 | 2.87 | 2.77 | .11 | .17 | .03 | 3.36 | 2.95 | 2.94 | 3.33 | 2.93 | .14 | .17 | .08 | | |
| <i>Scarcity Districts.</i> | | | | | | | | | | | | | | | | | | |
| Almora ... | 1.88 | 2.78 | 1.84 | 1.88 | 1.84 | ... | .12 | .01 | 1.75 | 2.61 | 2.02 | 1.75 | 2.02 | ... | ... | ... | | |
| Garhwal ... | 2.06 | 3.82 | 1.85 | 2.06 | 1.85 | .01 | .36 | ... | 1.85 | 3.15 | 2.39 | 1.85 | 2.39 | .01 | .03 | ... | | |
| Bijnor ... | 3.25 | 4.17 | 3.45 | 3.24 | 3.43 | .14 | .73 | ... | 4.18 | 4.47 | 3.91 | 4.17 | 3.91 | .14 | .36 | ... | | |
| Muzaffarnagar ... | 3.51 | 6.53 | 3.51 | 3.51 | 3.51 | .18 | 1.68 | .02 | 4.49 | 6.90 | 4.05 | 4.49 | 4.05 | .18 | .80 | .03 | | |
| Bareilly ... | 3.78 | 6.83 | 5.01 | 3.77 | 5.01 | .19 | 2.04 | 1.22 | 5.80 | 8.33 | 7.70 | 5.78 | 7.70 | .55 | .98 | 2.31 | | |
| Pilibhit ... | 3.17 | 6.18 | 3.23 | 3.17 | 3.23 | .19 | .65 | .04 | 4.76 | 9.10 | 4.52 | 4.75 | 4.52 | .45 | 1.44 | .09 | | |
| Shahjahanpur ... | 3.70 | 6.38 | 4.54 | 3.70 | 4.54 | .22 | 1.65 | ... | 4.29 | 7.59 | 4.88 | 4.29 | 4.88 | .34 | 1.80 | ... | | |
| Budaun ... | 3.69 | 3.16 | 4.22 | 3.59 | 4.22 | .07 | ... | .33 | 4.45 | 3.45 | 5.10 | 4.45 | 5.10 | .26 | ... | .31 | | |
| Dehra Dun ... | 2.14 | 2.58 | 2.45 | 2.14 | 2.43 | .01 | .09 | .06 | 2.18 | 2.85 | 2.64 | 2.18 | 2.59 | .01 | .01 | .01 | | |
| Etah ... | 3.22 | 2.67 | 2.88 | 3.22 | 2.85 | .03 | .03 | .03 | 3.87 | 2.83 | 3.58 | 3.86 | 3.54 | .01 | ... | .01 | | |
| Farrukhabad ... | 3.41 | 2.48 | 3.22 | 3.39 | 3.20 | .05 | ... | .04 | 4.05 | 2.88 | 3.73 | 4.03 | 3.72 | .01 | .01 | ... | | |
| Mainpuri ... | 2.93 | 2.12 | 2.92 | 2.93 | 2.90 | .04 | ... | .14 | 3.46 | 2.10 | 3.34 | 3.46 | 3.32 | .02 | ... | .02 | | |
| Lucknow ... | 3.49 | 2.19 | 3.28 | 3.48 | 3.28 | .18 | .02 | .06 | 3.77 | 2.01 | 3.72 | 3.75 | 3.72 | .19 | .01 | .10 | | |
| Unao ... | 3.16 | 1.89 | 2.84 | 3.15 | 2.83 | .14 | ... | .11 | 3.62 | 1.96 | 3.47 | 3.60 | 3.45 | .11 | ... | .05 | | |
| Rae Bareilly ... | 2.80 | 1.62 | 2.38 | 2.80 | 2.39 | .10 | ... | ... | 3.61 | 2.01 | 3.63 | 3.69 | 3.63 | .28 | ... | .13 | | |
| Cawnpore ... | 3.54 | 2.43 | 3.41 | 3.41 | 3.37 | .03 | ... | .08 | 4.41 | 2.59 | 4.41 | 4.55 | 4.40 | .06 | ... | .05 | | |
| Fatehpur ... | 2.83 | 1.58 | 2.22 | 2.81 | 2.19 | .11 | .01 | .07 | 3.25 | 1.60 | 2.62 | 3.23 | 2.55 | .13 | ... | .05 | | |
| Asansgarh ... | 2.75 | 1.98 | 1.99 | 2.70 | 1.93 | .17 | .08 | .07 | 2.97 | 1.60 | 1.58 | 2.89 | 1.56 | .18 | ... | .02 | | |
| Ballia ... | 3.34 | 2.05 | 2.96 | 3.28 | 2.32 | .18 | .01 | .07 | 3.99 | 1.73 | 2.59 | 3.92 | 2.54 | .34 | ... | .15 | | |
| Ghazipur ... | 3.72 | 2.75 | 3.01 | 3.71 | 3.00 | .11 | .01 | .08 | 4.05 | 2.63 | 3.10 | 4.05 | 3.08 | .12 | .02 | .11 | | |
| Benares ... | 2.84 | 2.32 | 2.83 | 2.83 | 2.82 | .02 | ... | .02 | 3.58 | 2.26 | 4.02 | 3.87 | 3.89 | .09 | ... | .07 | | |
| Total ... | 3.26 | 3.21 | 3.10 | 3.21 | 3.09 | .11 | .38 | .14 | 3.90 | 3.48 | 3.78 | 3.80 | 3.76 | .17 | .26 | .20 | | |
| <i>Normal Districts.</i> | | | | | | | | | | | | | | | | | | |
| Naini Tal ... | 2.48 | 4.89 | 1.83 | 2.48 | 1.83 | .07 | 1.82 | ... | 3.42 | 5.40 | 2.55 | 3.42 | 2.55 | .03 | .90 | .05 | | |
| Saharanpur ... | 3.31 | 3.40 | 3.17 | 3.31 | 3.17 | .06 | .19 | .06 | 4.27 | 3.62 | 3.87 | 4.26 | 3.87 | .04 | .02 | .02 | | |
| Muzaffarnagar ... | 2.82 | 2.93 | 2.80 | 2.80 | 2.29 | .04 | .05 | ... | 3.40 | 2.63 | 3.44 | 3.38 | 2.41 | .03 | ... | ... | | |
| Meerut ... | 2.80 | 2.41 | 2.49 | 2.80 | 2.48 | .03 | .05 | ... | 3.15 | 2.01 | 2.59 | 3.15 | 2.57 | .02 | ... | ... | | |
| Bulandshahr ... | 3.45 | 2.91 | 3.74 | 3.45 | 3.74 | .07 | .12 | .07 | 4.10 | 2.34 | 4.31 | 4.10 | 4.31 | .03 | .05 | .11 | | |
| Aligarh ... | 3.51 | 2.83 | 3.48 | 3.49 | 3.48 | .07 | .12 | .18 | 4.09 | 2.59 | 4.06 | 3.98 | 4.06 | .01 | .02 | .09 | | |
| Partabgarh ... | 2.65 | 1.69 | 2.24 | 2.65 | 2.24 | .05 | ... | ... | 3.53 | 2.09 | 3.15 | 3.52 | 3.15 | .38 | ... | .12 | | |
| Gorakhpur ... | 2.26 | 2.69 | 2.06 | 2.26 | 2.01 | .10 | .52 | .05 | 2.62 | 2.52 | 2.29 | 2.61 | 2.27 | .13 | .22 | .04 | | |
| Total ... | 2.83 | 2.77 | 2.64 | 2.80 | 2.62 | .07 | .29 | .05 | 3.36 | 2.62 | 3.05 | 3.31 | 3.04 | .09 | .11 | .05 | | |
| Provincial ... | 3.02 | 3.00 | 2.87 | 3.01 | 2.86 | .10 | .28 | .08 | 3.86 | 3.09 | 3.28 | 3.34 | 3.27 | .14 | .19 | .12 | | |

No. XII.

Scarcity and Normal districts of the United Provinces from September 1907 to July 1908 as compared from September 1896 to July 1897.

| November. | | | | | | | | | December. | | | | | | |
|------------------------------|-------|-------|------------------------------|-------|----------|-------|-------|------------------------------|-----------|-------|------------------------------|-------|----------|-------|-------|
| All causes including plague. | | | All causes excluding plague. | | Cholera. | | | All causes including plague. | | | All causes excluding plague. | | Cholera. | | |
| Normal. | 1896. | 1907. | Normal. | 1907. | Normal. | 1896. | 1907. | Normal. | 1896. | 1907. | Normal. | 1907. | Normal. | 1896. | 1907. |
| 4.59 | 2.29 | 4.38 | 4.52 | 4.21 | .01 | ... | ... | 4.10 | 2.17 | 4.79 | 3.76 | 4.55 | ... | ... | ... |
| 4.03 | 2.23 | 3.85 | 4.02 | 3.35 | ... | ... | ... | 3.69 | 2.31 | 4.22 | 3.64 | 4.22 | .01 | ... | ... |
| 4.00 | 2.14 | 4.15 | 3.96 | 4.08 | ... | ... | ... | 3.40 | 2.38 | 4.48 | 3.33 | 4.43 | ... | ... | ... |
| 3.24 | 2.63 | 3.87 | 3.18 | 3.37 | .12 | .05 | .06 | 2.94 | 2.61 | 4.00 | 2.81 | 4.00 | .04 | ... | .68 |
| 3.31 | 2.76 | 3.61 | 3.29 | 3.50 | .02 | .04 | ... | 2.72 | 2.49 | 4.20 | 2.66 | 4.16 | .01 | .01 | ... |
| 2.60 | 3.60 | 4.25 | 3.59 | 4.25 | .16 | .24 | ... | 3.51 | 2.94 | 4.44 | 3.50 | 4.44 | .08 | ... | ... |
| 3.89 | 6.13 | 5.54 | 3.89 | 5.54 | ... | ... | ... | 2.98 | 5.35 | 4.81 | 2.97 | 4.81 | ... | ... | ... |
| 3.82 | 4.89 | 4.27 | 3.32 | 4.27 | ... | ... | ... | 2.83 | 4.71 | 3.62 | 2.82 | 3.62 | ... | ... | ... |
| 3.48 | 2.08 | 2.87 | 3.39 | 2.87 | .03 | ... | ... | 3.64 | 2.34 | 3.90 | 3.33 | 3.87 | ... | ... | ... |
| 4.08 | 3.01 | 5.69 | 4.04 | 5.69 | ... | ... | ... | 3.27 | 3.29 | 5.74 | 3.21 | 5.74 | ... | ... | ... |
| 3.80 | 5.86 | 4.61 | 3.75 | 4.61 | ... | ... | ... | 3.19 | 5.29 | 4.46 | 3.16 | 4.46 | ... | ... | ... |
| 3.46 | 2.75 | 4.38 | 3.44 | 4.38 | .58 | .08 | 1.39 | 3.51 | 2.95 | 4.62 | 3.44 | 4.52 | .37 | .01 | .57 |
| 2.66 | 2.91 | 2.71 | 2.64 | 2.71 | .15 | .01 | .05 | 2.79 | 2.31 | 3.72 | 2.77 | 3.71 | .07 | .01 | .02 |
| 2.64 | 2.60 | 2.75 | 2.84 | 2.75 | .06 | .04 | .04 | 2.95 | 2.61 | 3.77 | 2.93 | 3.77 | .01 | ... | ... |
| 2.48 | 1.66 | 3.43 | 2.41 | 2.48 | .10 | ... | .08 | 2.82 | 2.13 | 3.12 | 2.60 | 3.10 | .07 | ... | .01 |
| 3.85 | 2.17 | 3.81 | 3.84 | 3.80 | .58 | ... | .07 | 4.06 | 2.98 | 4.01 | 4.03 | 5.99 | .85 | ... | ... |
| 3.22 | 2.17 | 4.92 | 3.21 | 4.92 | .49 | ... | .12 | 3.26 | 2.74 | 4.16 | 3.23 | 4.16 | .83 | .02 | .04 |
| 2.88 | 2.23 | 2.20 | 2.64 | 2.19 | ... | ... | ... | 2.82 | 2.95 | 2.57 | 2.68 | 2.57 | ... | .01 | ... |
| 2.94 | 1.84 | 2.60 | 2.89 | 2.60 | .01 | ... | ... | 2.86 | 2.22 | 2.60 | 2.69 | 2.89 | .01 | ... | ... |
| 3.36 | 2.69 | 3.57 | 3.28 | 3.56 | .15 | .03 | .11 | 3.22 | 2.02 | 2.96 | 2.97 | 2.94 | .12 | .01 | .04 |
| 1.48 | 1.90 | 1.76 | 1.48 | 1.76 | ... | ... | ... | 1.56 | 2.16 | 1.98 | 1.56 | 1.98 | ... | ... | ... |
| 1.60 | 2.00 | 1.79 | 1.60 | 1.79 | ... | .04 | ... | 1.60 | 2.15 | 1.74 | 1.60 | 1.74 | .03 | ... | ... |
| 4.43 | 3.53 | 4.06 | 4.40 | 4.62 | .02 | ... | .01 | 4.10 | 3.51 | 5.69 | 3.98 | 5.68 | ... | ... | ... |
| 4.08 | 4.14 | 3.79 | 4.07 | 3.79 | .02 | .04 | ... | 3.56 | 3.54 | 4.49 | 3.53 | 4.49 | ... | ... | ... |
| 5.34 | 6.07 | 5.31 | 5.28 | 5.31 | .11 | .14 | .37 | 4.12 | 4.55 | 4.81 | 4.03 | 4.81 | ... | .06 | ... |
| 4.79 | 7.16 | 4.41 | 4.79 | 4.41 | .20 | .73 | ... | 4.87 | 4.81 | 4.66 | 4.38 | 4.59 | .01 | ... | ... |
| 3.63 | 4.28 | 4.33 | 3.61 | 4.33 | .08 | .06 | ... | 3.17 | 3.80 | 5.07 | 3.14 | 5.07 | .01 | ... | ... |
| 3.48 | 2.80 | 3.48 | 3.45 | 3.47 | .07 | ... | .01 | 3.56 | 3.35 | 5.04 | 3.50 | 5.04 | .01 | ... | ... |
| 2.14 | 2.40 | 2.79 | 2.14 | 2.73 | ... | ... | ... | 1.93 | 2.09 | 2.47 | 1.92 | 2.41 | ... | ... | ... |
| 3.62 | 2.54 | 3.66 | 3.59 | 3.54 | ... | ... | ... | 3.25 | 2.22 | 3.78 | 3.16 | 3.69 | ... | ... | ... |
| 3.97 | 2.50 | 3.78 | 3.90 | 3.74 | ... | ... | ... | 3.73 | 2.81 | 5.16 | 3.54 | 5.07 | ... | ... | ... |
| 3.60 | 2.27 | 3.18 | 3.58 | 3.15 | ... | ... | ... | 3.93 | 2.67 | 5.52 | 3.89 | 5.44 | ... | ... | ... |
| 3.62 | 2.25 | 4.39 | 3.55 | 4.39 | .12 | ... | .04 | 3.44 | 3.20 | 5.27 | 3.21 | 5.27 | .06 | ... | .08 |
| 3.24 | 1.73 | 3.30 | 3.19 | 3.24 | .02 | ... | .01 | 3.05 | 2.59 | 3.91 | 2.90 | 3.40 | ... | ... | ... |
| 3.61 | 2.37 | 3.92 | 3.56 | 3.89 | .28 | ... | .03 | 3.74 | 3.71 | 5.58 | 3.68 | 5.46 | .32 | ... | .05 |
| 4.67 | 2.37 | 4.29 | 4.11 | 4.28 | .02 | ... | .01 | 4.12 | 2.82 | 6.31 | 3.53 | 5.29 | ... | ... | ... |
| 2.85 | 1.64 | 2.58 | 2.78 | 2.56 | .02 | ... | .05 | 2.66 | 2.32 | 2.95 | 2.46 | 2.87 | .02 | ... | ... |
| 2.50 | 1.17 | 1.52 | 2.26 | 1.42 | .03 | ... | ... | 3.37 | 2.36 | 3.06 | 2.77 | 2.72 | .01 | ... | .01 |
| 3.32 | 1.48 | 2.70 | 3.11 | 2.68 | .01 | ... | .07 | 3.23 | 2.08 | 2.91 | 2.69 | 3.62 | ... | ... | .01 |
| 3.78 | 2.28 | 2.91 | 3.72 | 2.90 | .03 | .01 | .03 | 3.16 | 2.64 | 3.07 | 3.10 | 3.06 | ... | ... | .01 |
| 4.22 | 2.80 | 4.28 | 4.19 | 4.26 | .14 | ... | .01 | 3.93 | 4.66 | 3.66 | 3.78 | 5.54 | .01 | ... | ... |
| 3.56 | 2.79 | 3.53 | 3.43 | 3.51 | .06 | .04 | .04 | 3.43 | 3.06 | 4.38 | 2.97 | 4.26 | .02 | ... | .01 |
| 4.40 | 4.22 | 2.74 | 4.40 | 2.74 | .03 | .03 | .01 | 4.16 | 3.80 | 3.79 | 4.15 | 3.79 | .08 | .05 | .06 |
| 4.68 | 3.68 | 4.22 | 4.81 | 4.18 | .01 | ... | ... | 4.05 | 3.81 | 5.65 | 3.87 | 5.64 | ... | ... | ... |
| 3.74 | 2.94 | 2.83 | 3.62 | 2.78 | ... | ... | ... | 3.64 | 3.28 | 3.38 | 3.36 | 3.32 | ... | ... | ... |
| 3.36 | 2.19 | 2.62 | 3.33 | 2.60 | ... | ... | ... | 3.53 | 2.75 | 4.25 | 3.47 | 4.23 | ... | ... | ... |
| 3.98 | 2.21 | 4.06 | 3.98 | 4.06 | ... | ... | ... | 3.78 | 2.50 | 4.47 | 3.78 | 4.46 | ... | ... | ... |
| 3.82 | 2.39 | 3.62 | 3.75 | 3.62 | ... | ... | ... | 3.51 | 2.44 | 4.44 | 3.37 | 4.42 | ... | ... | ... |
| 3.44 | 1.63 | 4.02 | 3.41 | 4.01 | .05 | ... | .10 | 3.19 | 2.70 | 4.57 | 3.09 | 4.57 | .09 | ... | .03 |
| 2.45 | 2.88 | 2.64 | 2.42 | 2.61 | .09 | .03 | .04 | 2.41 | 2.82 | 2.78 | 2.33 | 2.70 | .02 | ... | .68 |
| 3.44 | 2.54 | 3.23 | 3.34 | 3.21 | .04 | .01 | .02 | 3.29 | 2.91 | 3.95 | 3.02 | 3.92 | .02 | ... | .61 |
| 3.49 | 2.70 | 3.48 | 3.43 | 3.47 | .09 | .03 | .06 | 3.31 | 3.01 | 4.10 | 3.18 | 4.08 | .08 | ... | .03 |

STATEMENT

Showing death-rates from all causes (including and excluding plague) and cholera in the Famine with the normal death-rates and the death-rates.

| District. | January. | | | | | | | | | February. | | | | | | |
|----------------------------|------------------------------|-------------|-------------|------------------------------|-------------|------------|------------|------------|------------------------------|-------------|-------------|------------------------------|-------------|------------|------------|------------|
| | All causes including plague. | | | All causes excluding plague. | | Cholera. | | | All causes including plague. | | | All causes excluding plague. | | Cholera. | | |
| | Normal. | 1897. | 1908. | Normal. | 1908. | Normal. | 1897. | 1908. | Normal. | 1897. | 1908. | Normal. | 1908. | Normal. | 1897. | 1908. |
| <i>Famine districts.</i> | | | | | | | | | | | | | | | | |
| Muttra ... | 4.02 | 1.83 | 4.18 | 3.09 | 3.94 | ... | ... | ... | 3.61 | 1.29 | 2.86 | 2.54 | 2.44 | ... | ... | ... |
| Agra ... | 2.98 | 2.11 | 3.67 | 2.86 | 3.67 | ... | ... | ... | 2.55 | 1.72 | 2.35 | 2.34 | 2.31 | ... | ... | ... |
| Etawah ... | 2.93 | 2.71 | 4.52 | 2.78 | 4.49 | ... | ... | ... | 2.50 | 2.01 | 3.78 | 2.33 | 3.60 | ... | ... | ... |
| Sitapur ... | 2.51 | 2.52 | 3.98 | 2.32 | 3.98 | .01 | ... | ... | 2.21 | 2.30 | 4.03 | 2.06 | 4.03 | ... | .01 | ... |
| Hardoi ... | 2.21 | 4.39 | 3.73 | 2.11 | 3.68 | ... | ... | ... | 1.90 | 4.00 | 3.51 | 1.81 | 3.46 | ... | ... | ... |
| Kheri ... | 2.68 | 2.57 | 3.85 | 2.65 | 3.85 | ... | ... | ... | 2.28 | 2.16 | 2.96 | 2.23 | 2.96 | ... | ... | ... |
| Hamirpur ... | 2.38 | 5.03 | 3.68 | 2.38 | 3.68 | ... | ... | ... | 2.00 | 3.64 | 2.59 | 2.00 | 2.59 | ... | ... | ... |
| Banda ... | 2.16 | 5.10 | 3.92 | 2.16 | 3.92 | ... | ... | ... | 1.94 | 4.81 | 2.41 | 1.93 | 2.41 | ... | ... | ... |
| Allahabad ... | 3.37 | 3.55 | 2.97 | 2.66 | 2.94 | .01 | ... | ... | 3.41 | 3.48 | 2.58 | 2.41 | 2.53 | ... | .02 | ... |
| Jalaun ... | 2.54 | 3.29 | 4.81 | 2.47 | 4.81 | ... | ... | ... | 2.12 | 2.75 | 3.05 | 2.03 | 3.05 | ... | ... | ... |
| Jhansi ... | 2.65 | 4.92 | 3.76 | 2.61 | 3.76 | ... | ... | ... | 2.65 | 4.16 | 2.68 | 2.61 | 2.68 | ... | ... | ... |
| Fyzabad ... | 2.55 | 2.93 | 3.85 | 2.87 | 3.83 | .01 | ... | ... | 2.14 | 2.35 | 2.73 | 1.86 | 2.70 | ... | ... | ... |
| Gonda ... | 2.11 | 3.38 | 3.59 | 2.05 | 3.54 | ... | ... | ... | 1.95 | 3.20 | 3.33 | 1.90 | 3.24 | .01 | ... | ... |
| Bahraich ... | 2.55 | 2.43 | 4.07 | 2.51 | 4.05 | ... | ... | ... | 2.32 | 2.16 | 4.05 | 2.28 | 4.02 | .01 | ... | ... |
| Bara.Banki ... | 2.58 | 2.15 | 3.51 | 2.20 | 3.50 | ... | ... | ... | 2.42 | 1.95 | 2.86 | 1.96 | 2.84 | ... | ... | ... |
| Sultanpur ... | 2.40 | 3.19 | 3.37 | 2.33 | 3.34 | .04 | ... | ... | 1.85 | 3.27 | 3.07 | 1.78 | 3.03 | ... | ... | ... |
| Basti ... | 2.48 | 2.55 | 3.45 | 2.40 | 3.45 | .01 | ... | ... | 1.94 | 2.69 | 2.93 | 1.86 | 2.93 | ... | ... | ... |
| Mirzapur ... | 2.48 | 4.04 | 2.68 | 2.28 | 2.62 | .01 | ... | ... | 2.21 | 3.80 | 2.13 | 1.96 | 2.09 | .01 | ... | ... |
| Jaunpur ... | 2.44 | 2.30 | 2.37 | 2.06 | 2.37 | ... | ... | ... | 2.32 | 2.25 | 1.76 | 1.79 | 1.73 | ... | .08 | ... |
| Total ... | 2.62 | 3.11 | 3.58 | 2.20 | 3.56 | .01 | ... | ... | 2.32 | 2.82 | 2.94 | 1.79 | 2.89 | ... | .01 | ... |
| <i>Scarcity districts.</i> | | | | | | | | | | | | | | | | |
| Almora ... | 1.59 | 2.01 | 2.13 | 1.59 | 2.13 | ... | ... | ... | 1.63 | 1.59 | 2.08 | 1.63 | 2.08 | .04 | ... | ... |
| Garhwal ... | 1.75 | 1.97 | 1.98 | 1.75 | 1.98 | .01 | ... | ... | 1.72 | 1.70 | 1.90 | 1.72 | 1.90 | ... | ... | ... |
| Bijnor ... | 3.25 | 3.48 | 5.39 | 3.03 | 5.32 | ... | ... | ... | 2.73 | 2.36 | 3.27 | 2.43 | 3.23 | ... | ... | ... |
| Moradabad ... | 2.90 | 3.33 | 4.78 | 2.79 | 4.78 | ... | ... | ... | 2.39 | 2.59 | 3.27 | 2.25 | 3.27 | ... | ... | ... |
| Bareilly ... | 2.93 | 2.85 | 3.89 | 2.82 | 3.88 | ... | ... | ... | 2.38 | 2.15 | 2.68 | 2.29 | 2.68 | ... | ... | ... |
| Pilibhit ... | 3.15 | 3.00 | 3.92 | 3.03 | 3.82 | ... | ... | ... | 2.52 | 2.02 | 2.57 | 2.40 | 2.54 | ... | ... | ... |
| Sbahjahanpur ... | 2.45 | 3.37 | 4.18 | 2.40 | 4.18 | ... | ... | ... | 2.04 | 3.00 | 2.74 | 1.99 | 2.73 | ... | ... | ... |
| Budaun ... | 2.66 | 3.52 | 3.88 | 2.54 | 3.87 | ... | ... | ... | 2.31 | 3.19 | 2.77 | 2.12 | 2.73 | ... | ... | ... |
| Dehra Dun ... | 2.04 | 2.29 | 2.62 | 2.04 | 2.61 | ... | ... | ... | 1.83 | 1.85 | 2.27 | 1.82 | 2.27 | ... | ... | ... |
| Etah ... | 3.04 | 2.53 | 3.71 | 2.80 | 3.68 | ... | ... | ... | 2.63 | 2.36 | 2.28 | 2.29 | 2.23 | ... | ... | ... |
| Farrukhabad ... | 3.36 | 2.89 | 4.73 | 2.97 | 4.56 | ... | ... | ... | 3.12 | 2.69 | 3.53 | 2.65 | 3.29 | ... | ... | ... |
| Mainpuri ... | 3.03 | 2.39 | 4.31 | 2.93 | 4.17 | ... | ... | ... | 2.65 | 1.90 | 3.07 | 2.43 | 2.86 | ... | ... | ... |
| Lucknow ... | 3.07 | 3.87 | 4.62 | 2.66 | 4.62 | ... | ... | ... | 3.02 | 3.33 | 2.97 | 2.38 | 2.96 | .01 | ... | ... |
| Unao ... | 2.58 | 3.63 | 4.28 | 2.24 | 4.07 | ... | ... | ... | 2.43 | 3.31 | 2.99 | 1.93 | 2.55 | ... | ... | ... |
| Rae Bareli ... | 2.65 | 4.81 | 4.63 | 2.45 | 4.55 | .01 | ... | .01 | 2.23 | 4.38 | 2.88 | 1.99 | 2.67 | ... | ... | ... |
| Cawnpore ... | 3.34 | 2.86 | 4.57 | 2.81 | 4.51 | ... | ... | ... | 2.98 | 2.47 | 3.48 | 2.45 | 3.30 | ... | ... | ... |
| Fatehpur ... | 2.39 | 2.97 | 2.64 | 1.94 | 2.51 | ... | ... | ... | 2.24 | 2.76 | 2.43 | 1.57 | 2.19 | .01 | .01 | ... |
| Azamgarh ... | 3.17 | 1.84 | 2.28 | 1.96 | 1.90 | ... | ... | .01 | 3.02 | 1.45 | 2.01 | 1.54 | 1.43 | ... | ... | ... |
| Ballia ... | 2.80 | 2.00 | 3.49 | 2.02 | 2.18 | ... | ... | ... | 2.59 | 1.63 | 2.25 | 1.70 | 1.83 | ... | ... | ... |
| Ghazipur ... | 2.83 | 2.61 | 2.69 | 2.66 | 2.67 | .01 | ... | ... | 2.67 | 2.50 | 2.28 | 2.37 | 2.23 | .02 | ... | .02 |
| Benares ... | 3.30 | 6.36 | 4.91 | 3.02 | 4.80 | ... | ... | ... | 2.76 | 6.11 | 3.41 | 2.40 | 3.18 | ... | ... | ... |
| Total ... | 2.84 | 3.13 | 3.84 | 2.20 | 3.74 | ... | ... | ... | 2.51 | 2.70 | 2.77 | 1.70 | 2.61 | ... | ... | ... |
| <i>Normal districts.</i> | | | | | | | | | | | | | | | | |
| Naini Tal ... | 3.66 | 3.38 | 3.76 | 3.66 | 3.76 | .03 | ... | .09 | 3.08 | 2.38 | 2.54 | 3.08 | 2.54 | .02 | ... | .01 |
| Saharanpur ... | 3.62 | 3.28 | 4.80 | 3.31 | 4.77 | ... | ... | ... | 3.12 | 2.41 | 2.93 | 2.82 | 2.89 | ... | ... | ... |
| Muzaffarnagar ... | 3.40 | 2.77 | 3.58 | 2.80 | 3.54 | ... | ... | ... | 3.09 | 2.07 | 2.37 | 2.40 | 2.23 | ... | ... | ... |
| Meerut ... | 2.82 | 2.35 | 3.48 | 2.67 | 3.45 | ... | ... | ... | 2.37 | 1.55 | 2.63 | 2.20 | 2.57 | ... | ... | ... |
| Bulandshahr ... | 2.77 | 2.27 | 3.98 | 2.76 | 3.97 | ... | ... | ... | 2.16 | 1.73 | 2.19 | 2.13 | 2.18 | ... | ... | ... |
| Aligarh ... | 2.86 | 2.13 | 3.73 | 2.67 | 3.70 | ... | ... | ... | 2.22 | 1.50 | 2.40 | 3.06 | 2.29 | ... | ... | ... |
| Partahgarh ... | 2.48 | 3.21 | 3.97 | 2.29 | 3.96 | .01 | ... | ... | 2.12 | 3.84 | 2.54 | 1.93 | 2.51 | ... | ... | ... |
| Gorakhpur ... | 2.04 | 3.26 | 2.50 | 1.89 | 2.39 | ... | ... | ... | 1.85 | 2.84 | 2.31 | 1.66 | 2.04 | ... | ... | ... |
| Total ... | 2.69 | 2.86 | 3.48 | 2.31 | 3.43 | ... | ... | ... | 2.33 | 2.36 | 2.45 | 1.89 | 2.33 | ... | ... | ... |
| Provincial ... | 2.72 | 3.07 | 3.66 | 2.47 | 3.60 | ... | ... | ... | 2.39 | 2.68 | 2.77 | 2.09 | 2.66 | ... | ... | ... |

No. XII.

Scarcity and Normal districts of the United Provinces from September 1907 to July 1908, as compared from September 1896 to July 1897—(continued).

| March. | | | | | | | | | April. | | | | | | | | |
|------------------------------|-------|-------|------------------------------|-------|---------|----------|-------|---------|------------------------------|-------|---------|------------------------------|---------|-------|----------|--|--|
| All causes including plague. | | | All causes excluding plague. | | | Cholera. | | | All causes including plague. | | | All causes excluding plague. | | | Cholera. | | |
| Normal. | 1897. | 1908. | Normal. | 1908. | Normal. | 1897. | 1908. | Normal. | 1897. | 1908. | Normal. | 1908. | Normal. | 1897. | 1908. | | |
| 4.76 | 1.81 | 3.14 | 2.52 | 2.16 | ... | ... | ... | 4.32 | 1.75 | 3.17 | 2.39 | 1.99 | .02 | ... | ... | | |
| 3.35 | 1.95 | 2.33 | 2.65 | 2.16 | ... | ... | ... | 3.38 | 2.05 | 2.11 | 2.67 | 1.99 | ... | ... | ... | | |
| 2.98 | 2.22 | 3.56 | 2.50 | 3.22 | ... | ... | ... | 2.95 | 2.65 | 3.27 | 2.52 | 3.07 | ... | ... | ... | | |
| 2.71 | 2.49 | 3.53 | 2.52 | 3.53 | ... | ... | ... | 3.17 | 3.68 | 4.84 | 3.06 | 4.84 | .01 | ... | ... | | |
| 2.39 | 4.71 | 3.81 | 2.17 | 3.69 | ... | ... | ... | 2.76 | 5.27 | 3.60 | 2.53 | 3.52 | ... | ... | ... | | |
| 2.71 | 2.63 | 3.03 | 2.65 | 3.03 | ... | ... | ... | 3.55 | 3.47 | 4.32 | 3.49 | 4.31 | .04 | ... | ... | | |
| 1.91 | 3.41 | 2.34 | 1.89 | 2.34 | ... | ... | ... | 1.79 | 2.15 | 2.23 | 1.78 | 2.23 | ... | ... | ... | | |
| 1.99 | 5.09 | 2.50 | 1.98 | 2.50 | ... | .10 | ... | 1.73 | 5.23 | 2.79 | 1.72 | 2.79 | .01 | .69 | ... | | |
| 3.70 | 5.40 | 2.40 | 2.33 | 2.33 | .01 | .46 | ... | 3.59 | 4.41 | 2.90 | 2.54 | 2.87 | .02 | .43 | .02 | | |
| 2.65 | 3.09 | 2.96 | 2.29 | 2.91 | ... | ... | ... | 2.32 | 2.62 | 3.12 | 2.14 | 3.08 | ... | ... | ... | | |
| 2.42 | 3.73 | 2.71 | 2.35 | 2.71 | ... | ... | ... | 2.54 | 2.59 | 2.63 | 2.50 | 2.63 | .18 | .03 | ... | | |
| 2.51 | 2.60 | 2.76 | 2.05 | 2.71 | .10 | .01 | ... | 2.79 | 2.39 | 3.74 | 2.51 | 3.73 | .10 | ... | .18 | | |
| 2.31 | 4.32 | 3.66 | 2.26 | 3.53 | .02 | ... | ... | 2.91 | 4.03 | 4.71 | 2.66 | 4.69 | .21 | .01 | .18 | | |
| 2.94 | 3.12 | 5.02 | 2.88 | 4.96 | .01 | ... | ... | 3.69 | 3.12 | 5.40 | 3.63 | 5.38 | .13 | ... | ... | | |
| 3.18 | 2.54 | 3.15 | 2.40 | 3.08 | ... | ... | ... | 3.20 | 3.11 | 4.34 | 2.60 | 4.29 | .03 | ... | .16 | | |
| 2.30 | 3.97 | 2.77 | 2.16 | 2.73 | ... | .02 | ... | 2.69 | 4.62 | 4.04 | 2.48 | 4.02 | .04 | ... | .16 | | |
| 2.18 | 2.62 | 3.25 | 2.04 | 3.25 | .01 | ... | ... | 2.61 | 2.95 | 4.32 | 2.62 | 4.32 | .16 | .01 | .06 | | |
| 2.80 | 4.86 | 2.50 | 2.29 | 2.47 | .01 | .10 | ... | 2.76 | 4.82 | 2.81 | 2.46 | 2.81 | .04 | .13 | .04 | | |
| 2.86 | 3.23 | 2.07 | 2.06 | 2.01 | .01 | .15 | ... | 2.86 | 3.86 | 2.62 | 2.40 | 2.59 | .06 | .0 | .17 | | |
| 2.78 | 3.40 | 3.06 | 1.84 | 2.96 | .01 | .06 | ... | 2.98 | 3.53 | 3.66 | 2.26 | 3.58 | .07 | .10 | .06 | | |
| 1.72 | 1.57 | 2.31 | 1.72 | 2.31 | .02 | ... | ... | 2.19 | 1.83 | 2.68 | 2.19 | 2.68 | .04 | ... | ... | | |
| 1.71 | 1.40 | 1.91 | 1.71 | 1.91 | ... | ... | ... | 1.92 | 1.43 | 2.13 | 1.91 | 2.13 | .02 | ... | ... | | |
| 3.14 | 3.32 | 3.63 | 2.54 | 3.57 | ... | ... | ... | 3.48 | 3.78 | 4.08 | 2.71 | 4.00 | ... | ... | .01 | | |
| 2.90 | 2.84 | 3.63 | 2.53 | 3.58 | ... | ... | ... | 3.30 | 2.88 | 4.05 | 2.71 | 3.90 | ... | ... | ... | | |
| 2.74 | 2.48 | 2.96 | 2.90 | 2.96 | ... | ... | ... | 3.17 | 3.01 | 3.54 | 3.97 | 3.54 | ... | ... | ... | | |
| 2.94 | 2.22 | 2.91 | 2.75 | 2.87 | ... | ... | ... | 3.39 | 2.75 | 3.82 | 3.23 | 3.79 | ... | ... | ... | | |
| 2.62 | 3.69 | 3.90 | 3.53 | 2.89 | ... | ... | ... | 3.38 | 3.69 | 3.68 | 3.23 | 3.66 | ... | ... | ... | | |
| 3.23 | 3.56 | 3.29 | 3.62 | 3.21 | ... | ... | ... | 3.77 | 3.82 | 3.39 | 2.87 | 3.28 | ... | ... | ... | | |
| 1.91 | 1.69 | 2.54 | 1.91 | 2.51 | ... | ... | ... | 2.24 | 2.04 | 2.06 | 2.23 | 2.04 | .06 | ... | ... | | |
| 3.31 | 2.75 | 2.64 | 3.60 | 2.39 | ... | ... | ... | 3.62 | 3.25 | 2.67 | 2.89 | 2.50 | ... | ... | ... | | |
| 4.12 | 3.26 | 3.87 | 3.10 | 3.66 | ... | ... | ... | 4.01 | 3.72 | 3.87 | 3.24 | 3.77 | ... | ... | ... | | |
| 3.08 | 2.02 | 2.95 | 3.54 | 2.56 | ... | ... | ... | 3.19 | 2.39 | 2.92 | 2.66 | 2.65 | ... | ... | ... | | |
| 4.44 | 3.80 | 2.79 | 2.94 | 2.72 | .01 | .01 | ... | 4.53 | 3.91 | 3.40 | 3.10 | 3.38 | .01 | ... | .04 | | |
| 3.31 | 2.66 | 2.63 | 2.32 | 2.22 | ... | ... | ... | 3.23 | 3.52 | 2.72 | 2.47 | 2.50 | ... | .01 | .01 | | |
| 2.73 | 5.42 | 2.85 | 2.22 | 2.62 | ... | ... | ... | 2.76 | 5.21 | 3.22 | 2.13 | 3.11 | .02 | .01 | .08 | | |
| 2.58 | 2.77 | 4.24 | 2.71 | 3.76 | ... | .02 | ... | 3.39 | 2.90 | 3.77 | 2.81 | 3.48 | ... | .04 | ... | | |
| 2.96 | 2.71 | 2.68 | 1.84 | 2.51 | .01 | .01 | ... | 2.72 | 2.62 | 3.23 | 2.10 | 3.12 | .02 | ... | .16 | | |
| 4.02 | 1.65 | 2.20 | 1.78 | 1.49 | ... | ... | .01 | 3.00 | 1.66 | 1.91 | 1.92 | 1.61 | .03 | ... | .03 | | |
| 3.22 | 1.75 | 2.33 | 1.88 | 1.97 | ... | ... | .01 | 2.96 | 1.75 | 2.45 | 2.05 | 2.31 | .01 | .01 | .09 | | |
| 3.51 | 3.15 | 2.87 | 2.74 | 2.35 | .06 | .05 | .05 | 3.69 | 3.57 | 2.93 | 3.29 | 2.93 | .12 | .09 | .16 | | |
| 3.21 | 6.83 | 2.53 | 2.50 | 2.35 | ... | .08 | ... | 2.85 | 4.55 | 3.22 | 2.30 | 3.15 | ... | .09 | ... | | |
| 3.18 | 3.08 | 2.97 | 1.66 | 2.74 | ... | .01 | ... | 3.24 | 3.13 | 3.22 | 2.04 | 3.10 | .01 | .01 | .03 | | |
| 3.10 | 2.85 | 2.87 | 3.09 | 2.82 | .05 | ... | ... | 3.35 | 2.88 | 2.94 | 3.35 | 2.87 | .04 | ... | ... | | |
| 3.64 | 2.83 | 3.09 | 2.95 | 3.05 | ... | ... | ... | 3.89 | 2.83 | 2.51 | 2.85 | 2.51 | .02 | ... | ... | | |
| 4.36 | 2.30 | 2.80 | 2.47 | 2.65 | ... | ... | ... | 5.35 | 2.74 | 2.84 | 2.51 | 2.59 | ... | ... | ... | | |
| 2.91 | 1.76 | 2.47 | 2.42 | 2.32 | ... | ... | ... | 3.65 | 2.17 | 2.94 | 2.66 | 2.66 | ... | ... | ... | | |
| 2.69 | 1.92 | 2.39 | 2.45 | 2.39 | ... | ... | ... | 3.03 | 2.07 | 2.71 | 2.68 | 2.63 | ... | ... | ... | | |
| 3.71 | 1.75 | 2.69 | 2.38 | 2.36 | ... | ... | ... | 3.08 | 2.04 | 2.35 | 2.54 | 2.16 | ... | ... | ... | | |
| 2.41 | 4.80 | 3.08 | 2.17 | 2.97 | .01 | .03 | ... | 2.57 | 4.23 | 3.70 | 3.48 | 3.68 | .04 | .05 | .03 | | |
| 1.88 | 2.69 | 2.50 | 1.61 | 2.25 | .01 | ... | ... | 2.33 | 2.57 | 3.43 | 2.12 | 3.32 | .04 | .01 | .11 | | |
| 2.71 | 2.57 | 2.67 | 1.75 | 2.49 | ... | ... | ... | 3.20 | 2.62 | 3.00 | 1.79 | 2.87 | .02 | .01 | .03 | | |
| 2.91 | 3.11 | 2.94 | 2.33 | 2.78 | ... | .03 | ... | 3.12 | 3.19 | 3.35 | 2.61 | 3.25 | .04 | .05 | .06 | | |

STATEMENT

Showing death-rates from all causes (including and excluding plague) and cholera in the Famine, with the normal death-rates and the death-rates

| District. | May. | | | | | | | | | June. | | | | | | | | |
|----------------------------|------------------------------|-------|-------|------------------------------|-------|---------|----------|-------|---------|------------------------------|-------|---------|------------------------------|---------|-------|----------|--|--|
| | All causes including plague. | | | All causes excluding plague. | | | Cholera. | | | All causes including plague. | | | All causes excluding plague. | | | Cholera. | | |
| | Normal. | 1897. | 1908. | Normal. | 1908. | Normal. | 1897. | 1908. | Normal. | 1897. | 1908. | Normal. | 1908. | Normal. | 1897. | 1908. | | |
| Famine districts. | | | | | | | | | | | | | | | | | | |
| Muttra ... | 3.38 | 1.78 | 2.42 | 2.60 | 2.04 | .08 | ... | .10 | 2.78 | 2.37 | 2.55 | 2.70 | 2.55 | .05 | .40 | .84 | | |
| Agra ... | 3.08 | 2.61 | 3.05 | 2.82 | 2.04 | .01 | .11 | ... | 2.87 | 2.94 | 2.86 | 2.85 | 2.86 | .02 | .38 | .01 | | |
| Etawah ... | 2.89 | 2.80 | 2.89 | 2.73 | 2.88 | ... | .02 | ... | 2.59 | 2.61 | 3.40 | 2.58 | 3.40 | ... | .07 | .03 | | |
| Sitapur ... | 3.08 | 3.89 | 6.07 | 3.04 | 6.07 | .01 | ... | .43 | 2.88 | 2.96 | 4.25 | 2.63 | 4.25 | .01 | .01 | .35 | | |
| Hardoi ... | 3.00 | 3.61 | 3.75 | 2.93 | 3.74 | ... | ... | .02 | 2.90 | 2.95 | 4.05 | 2.90 | 4.05 | .02 | .21 | .29 | | |
| Kheri ... | 3.78 | 3.23 | 5.03 | 3.76 | 5.02 | .14 | ... | .03 | 3.22 | 3.47 | 5.48 | 3.22 | 5.48 | .07 | ... | .69 | | |
| Hamirpur ... | 2.67 | 2.97 | 2.63 | 2.87 | 2.63 | .18 | .40 | ... | 3.32 | 4.97 | 3.74 | 3.32 | 3.74 | .09 | 2.03 | .05 | | |
| Banda ... | 2.53 | 4.73 | 3.22 | 2.53 | 3.22 | .46 | .92 | .10 | 2.76 | 3.60 | 4.64 | 2.76 | 4.64 | .24 | .52 | .90 | | |
| Allahabad ... | 2.72 | 2.98 | 3.11 | 2.25 | 3.10 | .07 | .40 | .24 | 2.70 | 3.09 | 4.12 | 2.68 | 4.12 | .14 | .53 | .43 | | |
| Jalaun ... | 2.72 | 2.59 | 3.44 | 2.69 | 3.44 | ... | ... | ... | 3.43 | 3.67 | 3.96 | 3.43 | 3.96 | .04 | .59 | .04 | | |
| Jhansi ... | 2.78 | 2.73 | 2.94 | 2.77 | 2.84 | .18 | .24 | ... | 3.66 | 3.25 | 3.52 | 3.66 | 3.52 | .32 | .64 | ... | | |
| Fyzabad ... | 2.88 | 2.20 | 4.65 | 2.83 | 4.65 | .16 | .01 | .50 | 2.44 | 1.81 | 3.65 | 2.44 | 3.65 | .07 | .01 | .17 | | |
| Gonda ... | 3.12 | 3.72 | 5.05 | 3.11 | 5.05 | .24 | .02 | .50 | 2.77 | 3.13 | 3.91 | 2.76 | 3.91 | .22 | .13 | .61 | | |
| Bahraich ... | 3.01 | 2.84 | 4.52 | 3.00 | 4.52 | .08 | ... | .08 | 2.90 | 2.63 | 5.31 | 2.89 | 5.31 | .08 | .02 | 1.54 | | |
| Bara Bank ... | 3.24 | 3.86 | 5.92 | 3.04 | 5.92 | .15 | .01 | 1.40 | 3.14 | 2.87 | 5.66 | 3.11 | 5.06 | .17 | .02 | 1.03 | | |
| Sultapur ... | 2.88 | 3.59 | 4.75 | 2.84 | 4.74 | .17 | .01 | .57 | 2.90 | 2.44 | 3.89 | 2.90 | 3.89 | .38 | .01 | .15 | | |
| Basti ... | 2.78 | 2.85 | 4.75 | 2.78 | 4.75 | .20 | .01 | .53 | 2.43 | 2.50 | 3.63 | 2.43 | 3.63 | .22 | .15 | .54 | | |
| Mirzapur ... | 2.52 | 3.87 | 4.83 | 2.43 | 4.83 | .14 | .15 | 1.12 | 2.36 | 3.45 | 6.27 | 2.36 | 6.27 | .14 | .48 | 2.49 | | |
| Jaunpur ... | 2.49 | 3.15 | 3.10 | 2.42 | 3.10 | .12 | .07 | .63 | 2.09 | 2.43 | 3.08 | 2.03 | 3.08 | .12 | .22 | .45 | | |
| Total ... | 2.98 | 3.09 | 4.11 | 2.72 | 4.09 | .18 | .11 | .39 | 2.77 | 2.86 | 4.07 | 2.75 | 4.07 | .13 | .27 | .57 | | |
| Scarcity districts. | | | | | | | | | | | | | | | | | | |
| Almora ... | 3.47 | 2.73 | 4.46 | 3.47 | 4.46 | .16 | ... | ... | 4.02 | 2.80 | 4.23 | 4.02 | 4.23 | .21 | ... | ... | | |
| Garhwal ... | 3.20 | 1.96 | 3.53 | 3.19 | 3.53 | .19 | ... | ... | 4.29 | 2.50 | 3.69 | 4.29 | 3.69 | .55 | ... | .43 | | |
| Bijnor ... | 3.75 | 3.82 | 4.38 | 3.23 | 4.38 | .01 | ... | .01 | 3.03 | 2.22 | 3.45 | 2.94 | 3.45 | ... | ... | .04 | | |
| Moradabad ... | 3.44 | 3.04 | 4.30 | 3.08 | 4.25 | ... | ... | ... | 2.89 | 1.96 | 3.30 | 2.83 | 3.29 | ... | ... | .01 | | |
| Bareilly ... | 3.47 | 2.77 | 3.62 | 3.33 | 3.62 | ... | ... | ... | 2.92 | 2.15 | 3.23 | 2.91 | 3.23 | .01 | ... | ... | | |
| Pilibhit ... | 3.39 | 2.31 | 3.84 | 3.33 | 3.84 | ... | ... | ... | 2.81 | 1.88 | 3.35 | 2.79 | 3.35 | .01 | ... | .01 | | |
| Shahjahanpur ... | 3.62 | 3.02 | 4.22 | 3.64 | 4.22 | .03 | ... | ... | 3.09 | 2.20 | 3.72 | 3.09 | 3.72 | .01 | ... | ... | | |
| Budaun ... | 3.55 | 2.85 | 3.90 | 3.08 | 3.87 | ... | ... | ... | 2.93 | 2.22 | 3.03 | 2.90 | 3.03 | .02 | ... | .03 | | |
| Dehra Dun ... | 2.82 | 2.40 | 2.98 | 2.62 | 2.98 | .04 | ... | .04 | 2.73 | 1.77 | 2.69 | 2.73 | 2.69 | .20 | ... | ... | | |
| Etah ... | 3.34 | 3.01 | 2.69 | 3.01 | 2.68 | ... | ... | ... | 2.85 | 2.57 | 2.90 | 2.82 | 2.90 | .01 | ... | .02 | | |
| Farrukhabad ... | 3.47 | 3.44 | 4.46 | 3.20 | 4.46 | ... | ... | ... | 2.95 | 2.60 | 4.21 | 2.93 | 4.21 | ... | ... | .08 | | |
| Mainpuri ... | 2.73 | 2.21 | 2.46 | 2.47 | 2.41 | ... | ... | ... | 2.43 | 1.98 | 2.70 | 2.42 | 2.70 | ... | ... | .01 | | |
| Lucknow ... | 3.51 | 3.41 | 4.93 | 3.25 | 4.93 | .01 | .05 | .74 | 3.96 | 3.06 | 4.14 | 2.95 | 4.14 | .03 | .13 | .57 | | |
| Unao ... | 3.07 | 3.08 | 3.49 | 2.82 | 3.47 | .02 | .02 | .81 | 2.69 | 2.34 | 4.74 | 2.65 | 4.74 | .04 | .05 | 1.20 | | |
| Bae Bareilly ... | 2.79 | 4.01 | 4.11 | 2.65 | 4.10 | .10 | ... | .60 | 2.53 | 2.95 | 4.10 | 2.51 | 4.09 | .11 | .05 | .52 | | |
| Cawnpore ... | 3.22 | 2.83 | 4.07 | 3.02 | 4.05 | .01 | .06 | .07 | 3.01 | 2.62 | 4.54 | 2.99 | 4.54 | .01 | .07 | .17 | | |
| Fatehpur ... | 2.27 | .26 | 3.44 | 2.18 | 3.44 | .03 | .02 | .30 | 1.91 | 2.34 | 3.06 | 1.88 | 3.06 | .06 | .06 | .26 | | |
| Azamgarh ... | 2.80 | 1.84 | 1.79 | 2.04 | 1.78 | .15 | .02 | .09 | 2.17 | 1.91 | 1.98 | 2.14 | 1.98 | .29 | .17 | .11 | | |
| Ballia ... | 2.40 | 1.50 | 2.57 | 2.16 | 2.55 | .07 | .02 | .20 | 2.21 | 2.01 | 2.53 | 2.20 | 2.53 | .22 | .11 | .27 | | |
| Ghazipur ... | 3.16 | 3.27 | 3.87 | 3.09 | 3.87 | .17 | .19 | .35 | 2.73 | 3.21 | 3.38 | 2.74 | 3.38 | .16 | .31 | .42 | | |
| Benares ... | 2.67 | 4.08 | 2.94 | 2.50 | 2.93 | .02 | .42 | .03 | 2.49 | 3.61 | 3.54 | 2.45 | 3.54 | .06 | .58 | .17 | | |
| Total ... | 3.09 | 2.86 | 3.58 | 2.64 | 3.57 | .04 | .04 | .15 | 3.74 | 2.42 | 3.46 | 2.69 | 3.46 | .08 | .08 | .22 | | |
| Normal districts. | | | | | | | | | | | | | | | | | | |
| Naini Tal ... | 3.57 | 3.04 | 3.75 | 3.57 | 3.75 | .14 | ... | ... | 2.98 | 2.58 | 3.16 | 2.98 | 3.16 | .02 | .01 | ... | | |
| Saharanpur ... | 4.17 | 2.89 | 3.08 | 3.30 | 3.08 | .01 | ... | .05 | 3.15 | 2.36 | 2.74 | 3.06 | 2.74 | .01 | ... | ... | | |
| Muzaffargarh ... | 4.81 | 3.23 | 2.99 | 3.10 | 2.89 | ... | ... | .04 | 3.22 | 2.62 | 2.90 | 3.04 | 2.89 | ... | ... | ... | | |
| Meerut ... | 4.05 | 2.83 | 3.87 | 3.81 | 3.30 | .01 | ... | ... | 3.26 | 2.19 | 3.17 | 3.17 | 3.17 | .01 | ... | ... | | |
| Bulandshahr ... | 3.55 | 2.85 | 2.85 | 3.29 | 2.82 | ... | ... | ... | 3.57 | 2.48 | 2.89 | 3.53 | 2.89 | .03 | ... | ... | | |
| Aligarh ... | 3.19 | 2.18 | 2.84 | 2.83 | 2.31 | ... | ... | .03 | 2.89 | 2.29 | 2.85 | 2.84 | 2.65 | .01 | .02 | .11 | | |
| Partabgarh ... | 2.64 | 3.66 | 4.02 | 2.62 | 4.02 | .18 | .07 | .21 | 2.66 | 3.32 | 3.71 | 2.66 | 3.71 | .26 | .14 | .47 | | |
| Gorakhpur ... | 2.19 | 2.11 | 4.03 | 2.12 | 4.02 | .07 | .04 | .34 | 1.94 | 2.10 | 3.29 | 1.94 | 3.29 | .09 | .19 | .83 | | |
| Total ... | 3.26 | 2.54 | 3.39 | 3.34 | 3.36 | .05 | .02 | .13 | 2.77 | 2.28 | 3.09 | 2.68 | 3.09 | .06 | .08 | .15 | | |
| Provincial ... | 3.06 | 2.89 | 3.44 | 2.81 | 3.41 | .08 | .06 | .24 | 2.76 | 2.58 | 3.69 | 2.73 | 3.62 | .10 | .13 | .35 | | |

No. XII.

Scarcity and Normal districts of the United Provinces from September 1907 to July 1908, as compared from September 1896 to July 1897—(concluded).

| July. | | | | | | | | | Total. | | | | | | | | |
|------------------------------|-------|-------|------------------------------|-------|----------|-------|-------|------------------------------|------------------------------|------------------------------|------------------------------|------------------------------|----------|------------------------------|------------------------------|--|--|
| All causes including plague. | | | All causes excluding plague. | | Cholera. | | | All causes including plague. | | | All causes excluding plague. | | Cholera. | | | | |
| Normal. | 1897. | 1908. | Normal. | 1908. | Normal. | 1897. | 1908. | Normal. | September 1896 to July 1897. | September 1907 to July 1908. | Normal. | September 1907 to July 1908. | Normal. | September 1896 to July 1897. | September 1907 to July 1908. | | |
| 2.24 | 1.73 | 2.19 | 2.23 | 2.17 | .03 | .05 | .14 | 41.65 | 21.23 | 26.38 | 34.21 | 32.60 | .22 | .48 | .69 | | |
| 2.40 | 2.63 | 1.92 | 2.40 | 1.92 | .02 | .15 | .03 | 36.77 | 25.81 | 31.56 | 34.67 | 31.22 | .12 | .65 | .04 | | |
| 2.26 | 2.20 | 2.77 | 2.26 | 2.77 | | .14 | | 33.53 | 26.71 | 39.79 | 32.02 | 38.85 | .03 | .24 | .13 | | |
| 2.42 | 2.70 | 2.47 | 2.42 | 2.47 | .01 | .09 | | 31.71 | 30.88 | 41.83 | 30.83 | 41.83 | .98 | 1.02 | 1.06 | | |
| 2.81 | 4.37 | 2.57 | 2.81 | 2.57 | .12 | .78 | .13 | 31.54 | 44.89 | 40.30 | 30.74 | 39.95 | .49 | 3.38 | .46 | | |
| 2.86 | 2.50 | 3.62 | 2.86 | 3.62 | .06 | | .13 | 34.38 | 34.33 | 42.93 | 34.13 | 42.91 | .81 | 1.67 | .77 | | |
| 3.09 | 3.80 | 2.33 | 3.09 | 2.33 | .10 | .17 | .02 | 32.39 | 52.30 | 41.04 | 32.35 | 41.04 | .40 | 2.63 | .07 | | |
| 2.70 | 2.62 | 2.46 | 2.70 | 2.46 | .15 | .18 | .08 | 27.70 | 48.34 | 37.27 | 27.67 | 37.27 | .90 | 2.72 | .16 | | |
| 2.22 | 2.54 | 2.64 | 2.21 | 2.64 | .06 | .09 | .09 | 34.72 | 35.65 | 32.15 | 29.65 | 31.91 | .42 | 2.03 | .79 | | |
| 2.98 | 4.39 | 2.42 | 2.98 | 2.42 | .09 | 1.01 | .06 | 34.39 | 35.02 | 45.29 | 33.57 | 45.20 | .21 | 1.71 | .10 | | |
| 3.04 | 3.18 | 2.23 | 3.04 | 2.23 | .14 | .40 | | 34.62 | 50.18 | 39.43 | 34.27 | 39.43 | .87 | 1.63 | | | |
| 2.13 | 2.70 | 2.58 | 2.13 | 2.58 | .04 | .06 | | 30.48 | 26.51 | 37.49 | 29.12 | 37.38 | 1.70 | .33 | 3.21 | | |
| 2.59 | 3.77 | 3.61 | 2.59 | 3.61 | .13 | .40 | .57 | 28.35 | 36.90 | 39.09 | 28.07 | 38.79 | 1.24 | .83 | 2.21 | | |
| 2.59 | 2.69 | 4.38 | 2.59 | 4.38 | .16 | .22 | .73 | 31.15 | 29.77 | 43.53 | 30.90 | 43.39 | 1.07 | .70 | 2.70 | | |
| 2.75 | 3.22 | 3.19 | 2.75 | 3.19 | .11 | .14 | .05 | 31.43 | 26.64 | 38.72 | 28.67 | 38.55 | 1.29 | .20 | 2.76 | | |
| 2.33 | 2.57 | 2.38 | 2.33 | 2.38 | .12 | .01 | .02 | 31.52 | 32.27 | 35.80 | 31.05 | 35.63 | 2.61 | .05 | 1.01 | | |
| 2.25 | 2.80 | 2.82 | 2.25 | 2.82 | .13 | .22 | .08 | 28.23 | 27.73 | 38.96 | 27.78 | 38.96 | 1.75 | .76 | 1.56 | | |
| 2.15 | 3.83 | 3.67 | 2.15 | 3.67 | .09 | .21 | .70 | 29.01 | 39.48 | 33.62 | 27.48 | 33.52 | .52 | 1.19 | 4.38 | | |
| 1.97 | 2.83 | 2.14 | 1.96 | 2.14 | .12 | .20 | .03 | 28.13 | 27.39 | 26.95 | 25.63 | 26.80 | .50 | .83 | 1.25 | | |
| 2.45 | 2.98 | 2.80 | 2.45 | 2.80 | .09 | .22 | .17 | 31.68 | 33.36 | 37.47 | 28.46 | 37.15 | .96 | 1.15 | 1.45 | | |
| 3.74 | 2.64 | 3.91 | 3.74 | 3.91 | .18 | | .05 | 25.03 | 24.62 | 29.40 | 25.03 | 29.40 | .65 | .12 | .06 | | |
| 4.04 | 2.23 | 3.88 | 4.04 | 3.88 | .46 | | .84 | 25.64 | 24.31 | 26.79 | 25.62 | 26.79 | 1.28 | .43 | 1.27 | | |
| 2.47 | 1.93 | 2.05 | 2.46 | 2.05 | .01 | | .01 | 37.81 | 36.59 | 44.00 | 35.13 | 43.62 | .32 | 1.09 | .08 | | |
| 2.58 | 1.99 | 2.01 | 2.58 | 2.01 | | | .02 | 36.04 | 39.75 | 41.18 | 34.32 | 40.92 | .33 | 2.54 | .09 | | |
| 2.69 | 2.10 | 2.21 | 2.69 | 2.21 | .01 | | | 39.34 | 43.29 | 44.86 | 38.47 | 44.85 | .87 | 3.23 | 3.90 | | |
| 2.39 | 1.96 | 2.36 | 2.39 | 2.36 | .01 | | .03 | 37.67 | 43.44 | 39.59 | 36.95 | 39.32 | .87 | 2.83 | .17 | | |
| 2.83 | 2.35 | 2.60 | 2.83 | 2.60 | | .03 | | 34.82 | 43.38 | 42.86 | 34.35 | 42.82 | .68 | 3.54 | | | |
| 2.67 | 2.21 | 2.20 | 2.67 | 2.20 | .02 | | .01 | 36.35 | 34.16 | 39.80 | 33.89 | 39.52 | .45 | .01 | .69 | | |
| 2.43 | 1.92 | 1.99 | 2.43 | 1.99 | .81 | | .04 | 24.39 | 23.87 | 27.45 | 24.36 | 27.20 | .63 | .11 | .15 | | |
| 2.49 | 2.48 | 2.15 | 2.48 | 2.15 | .01 | | .01 | 35.24 | 29.21 | 32.77 | 32.72 | 32.10 | .06 | .04 | .07 | | |
| 2.69 | 2.55 | 3.39 | 2.69 | 3.39 | .08 | | .02 | 38.88 | 31.82 | 43.95 | 35.64 | 47.97 | .09 | .02 | .09 | | |
| 2.28 | 1.79 | 1.99 | 2.28 | 1.99 | .01 | .06 | .01 | 38.31 | 23.85 | 35.36 | 31.64 | 34.15 | .07 | .06 | .18 | | |
| 2.64 | 4.89 | 2.44 | 2.64 | 2.44 | .04 | .96 | .03 | 33.29 | 35.94 | 41.95 | 33.91 | 41.84 | .63 | 1.18 | 1.60 | | |
| 2.16 | 2.81 | 2.34 | 2.16 | 2.34 | .04 | .05 | .08 | 32.54 | 30.74 | 36.71 | 29.44 | 35.22 | .37 | .14 | 1.77 | | |
| 2.15 | 2.94 | 2.44 | 2.15 | 2.44 | .13 | .25 | .02 | 31.60 | 39.45 | 39.69 | 30.04 | 38.93 | 1.35 | .32 | 1.36 | | |
| 2.54 | 2.70 | 2.60 | 2.54 | 2.60 | .01 | .06 | .01 | 38.80 | 29.37 | 44.69 | 34.43 | 43.58 | .14 | .25 | .47 | | |
| 1.98 | 3.89 | 2.58 | 1.97 | 2.58 | .11 | .19 | .03 | 28.06 | 26.90 | 30.63 | 24.71 | 29.58 | .52 | .31 | .92 | | |
| 2.81 | 2.82 | 1.94 | 2.79 | 1.94 | .68 | .31 | .14 | 32.08 | 20.10 | 22.28 | 24.79 | 19.76 | 1.49 | .58 | .49 | | |
| 2.40 | 2.57 | 2.01 | 2.39 | 2.01 | .25 | .06 | .06 | 32.46 | 20.49 | 27.24 | 27.38 | 25.59 | 1.08 | .21 | .93 | | |
| 2.61 | 3.76 | 2.41 | 2.61 | 2.41 | .13 | .18 | .09 | 35.65 | 32.38 | 31.47 | 34.26 | 31.33 | .98 | .88 | 1.31 | | |
| 2.09 | 2.68 | 2.59 | 2.09 | 2.59 | .02 | .04 | .07 | 34.24 | 46.22 | 39.90 | 31.96 | 39.05 | .36 | 1.17 | .37 | | |
| 2.53 | 2.73 | 2.43 | 2.52 | 2.43 | .10 | .12 | .05 | 34.38 | 32.59 | 37.01 | 28.86 | 36.27 | .59 | .94 | .84 | | |
| 2.40 | 2.16 | 2.11 | 2.40 | 2.11 | .06 | .08 | | 36.60 | 37.68 | 32.04 | 36.58 | 31.92 | .52 | 2.89 | .22 | | |
| 2.44 | 2.14 | 1.62 | 2.44 | 1.62 | .02 | | | 40.54 | 33.25 | 37.68 | 36.98 | 37.52 | .17 | .21 | .13 | | |
| 2.45 | 2.10 | 1.86 | 2.45 | 1.86 | | | | 40.18 | 29.51 | 30.38 | 31.93 | 29.44 | .06 | .05 | .04 | | |
| 2.56 | 1.89 | 2.21 | 2.56 | 2.21 | .01 | | | 34.46 | 23.60 | 32.24 | 31.74 | 31.56 | .08 | .05 | | | |
| 2.89 | 2.10 | 1.95 | 2.89 | 1.95 | .02 | | | 35.83 | 24.91 | 35.64 | 34.99 | 35.40 | .15 | .17 | .18 | | |
| 2.51 | 2.20 | 2.06 | 2.51 | 2.06 | .02 | .01 | .08 | 34.39 | 24.34 | 33.82 | 32.42 | 33.11 | .11 | .17 | .49 | | |
| 2.22 | 2.16 | 2.54 | 2.22 | 2.54 | .11 | .02 | .02 | 29.91 | 32.54 | 37.54 | 29.04 | 37.36 | 1.19 | .32 | .94 | | |
| 1.82 | 3.20 | 2.72 | 1.92 | 2.71 | .09 | .38 | .10 | 23.79 | 29.18 | 30.55 | 22.78 | 29.61 | .64 | 1.41 | 1.04 | | |
| 2.34 | 2.44 | 2.25 | 2.34 | 2.25 | .05 | .13 | .04 | 32.21 | 28.51 | 33.20 | 27.55 | 32.61 | .40 | .65 | .48 | | |
| 2.45 | 2.78 | 2.54 | 2.45 | 2.54 | .09 | .16 | .10 | 32.59 | 32.10 | 36.37 | 30.48 | 35.86 | .70 | .95 | 1.02 | | |

(xxxiv)

STATEMENT No. XIII.

Showing death-rate from Cholera in the famine districts during the period from September 1907 to July 1908 as compared with the decennial average.

| District. | Sep-tember 1907. | Octo-ber 1907. | Nov-ember 1907. | De-cember 1907. | Jan-uary 1908. | Feb-ruary 1908. | March 1908. | April 1908. | May 1908. | June 1908. | July 1908. | Death-rate per mille of 11 months September 1907 to July 1908. | Average death-rate per mille for same 11 months in 10* preced-ing years. |
|----------------|------------------|----------------|-----------------|-----------------|----------------|-----------------|-------------|-------------|-----------|------------|------------|--|--|
| Mattra ... | .09 | .02 | ... | ... | ... | ... | ... | ... | .10 | .34 | .14 | .69 | .22 |
| Agra ... | ... | ... | ... | ... | ... | ... | ... | ... | ... | .01 | .03 | .04 | .12 |
| Etawah ... | ... | .10 | ... | ... | ... | ... | ... | ... | ... | .03 | ... | .13 | .03 |
| Sitapur ... | .05 | .14 | .06 | .03 | ... | ... | ... | ... | .43 | .35 | ... | 1.06 | .98 |
| Hardoi ... | .01 | .01 | ... | ... | ... | ... | ... | ... | .02 | .29 | .13 | .46 | .49 |
| Kheri ... | .02 | ... | ... | ... | ... | ... | ... | ... | .03 | .59 | .13 | .77 | .81 |
| Hamirpur ... | ... | ... | ... | ... | ... | ... | ... | ... | ... | .05 | .02 | .07 | .40 |
| Banda ... | .04 | .04 | ... | ... | ... | ... | ... | ... | .10 | .90 | .08 | 1.16 | .90 |
| Allahabad ... | .01 | ... | ... | ... | ... | ... | ... | .02 | .24 | .43 | .09 | .79 | .43 |
| Jalaun ... | ... | ... | ... | ... | ... | ... | ... | ... | ... | .04 | .06 | .10 | .21 |
| Jhansi ... | ... | ... | ... | ... | ... | ... | ... | ... | ... | ... | ... | ... | .87 |
| Fyzabad ... | .04 | .36 | 1.39 | .57 | ... | ... | ... | .18 | .50 | .17 | ... | 3.21 | 1.70 |
| Gonda ... | .15 | .13 | .05 | .02 | ... | ... | ... | .18 | .50 | .61 | .57 | 2.21 | 1.24 |
| Bahraich ... | .08 | .23 | .04 | ... | ... | ... | ... | ... | .08 | 1.54 | .73 | 2.70 | 1.07 |
| Bara Banki ... | .03 | .05 | .03 | .01 | ... | ... | ... | .16 | 1.40 | 1.03 | .05 | 2.76 | 1.29 |
| Sultanpur ... | .01 | .03 | .07 | ... | ... | ... | ... | .16 | .57 | .15 | .02 | 1.01 | 2.61 |
| Basti ... | .02 | .12 | .12 | .04 | ... | ... | ... | .06 | .53 | .59 | .08 | 1.66 | 1.75 |
| Mirzapur ... | .01 | .02 | ... | ... | ... | ... | ... | .04 | 1.12 | 2.49 | .70 | 4.88 | .52 |
| Jaunpur ... | .02 | ... | ... | ... | ... | ... | ... | .17 | .58 | .45 | .03 | 1.25 | .50 |

* Excluding famine years as in statement XI.

(XXXV)

STATEMENT No. XIV.

Showing death-rate from small-pox in the famine districts during the period from September 1907 to July 1908 as compared with the decennial average.

| District. | Sep-tember 1907. | Octo-ber 1907. | Nov-ember 1907. | De-cember 1907. | Jan-uary 1908. | Febru-ary 1908. | March 1908. | April 1908. | May 1908. | June 1908. | July 1908. | Death-rate per mille of 11 months, September 1907 to July 1908. | Average death-rate per mille for same 11 months in 10* pre-ceeding years. |
|------------|------------------|----------------|-----------------|-----------------|----------------|-----------------|-------------|-------------|-----------|------------|------------|---|---|
| Muttra | ... | ... | ... | ... | ... | ... | ... | ... | ... | ... | ... | ... | .05 |
| Agre | ... | ... | ... | ... | ... | ... | ... | .01 | ... | ... | ... | .01 | .14 |
| Etawah | ... | .01 | ... | .01 | ... | ... | .01 | .01 | ... | .01 | .01 | .06 | .15 |
| Sitapur | ... | ... | ... | ... | .05 | .02 | .02 | .03 | .01 | ... | ... | .13 | ... |
| Hardoi | .06 | .03 | .11 | .34 | .46 | .38 | .58 | .60 | .44 | .25 | .09 | 3.34 | .23 |
| Kheri | ... | ... | ... | ... | .02 | .02 | .02 | .03 | .03 | .04 | .02 | .18 | .15 |
| Hamirpur | ... | ... | ... | .01 | .02 | .01 | .01 | .03 | .01 | .01 | ... | .10 | .08 |
| Banda | .01 | ... | ... | .01 | .04 | .02 | .01 | .05 | .03 | .03 | .02 | .22 | .16 |
| Allahabad | .03 | .02 | .02 | .10 | .15 | .14 | .21 | .38 | .45 | .60 | .38 | 2.48 | .62 |
| Jalaun | ... | ... | ... | ... | ... | ... | ... | ... | ... | ... | ... | ... | .21 |
| Jhansi | ... | ... | ... | ... | ... | ... | ... | ... | ... | ... | ... | ... | .33 |
| Fyzabad | ... | ... | .02 | .06 | .11 | .09 | .10 | .22 | .25 | .17 | .08 | 1.10 | .04 |
| Gonda | .07 | .03 | .04 | .15 | .27 | .33 | .52 | .84 | .90 | .55 | .31 | 4.01 | .35 |
| Bahraich | ... | ... | ... | .04 | .06 | .07 | .12 | .20 | .23 | .16 | .13 | 1.01 | .17 |
| Bara Banki | .01 | .01 | .02 | .06 | .12 | .11 | .21 | .38 | .30 | .20 | .11 | 1.53 | .10 |
| Saitanpur | .03 | .03 | .08 | .22 | .40 | .42 | .62 | 1.25 | 1.23 | .75 | .35 | 5.38 | .50 |
| Besti | .02 | .01 | .05 | .12 | .19 | .24 | .32 | .42 | .30 | .14 | .08 | 1.89 | .08 |
| Mirzapur | .03 | .03 | .01 | .02 | .05 | .04 | .10 | .20 | .18 | .24 | .19 | 1.09 | .16 |
| Jaunpur | ... | ... | ... | .01 | .04 | .03 | .07 | .16 | .16 | .22 | .19 | .88 | .10 |

* Excluding famine years as in statement XI.

(xxxiv)

STATEMENT No. XIII.

Showing death-rate from Cholera in the famine districts during the period from September 1907 to July 1908 as compared with the decennial average.

| District. | Sep-tember 1907. | Octo-ber 1907. | Nov-ember 1907. | De-cember 1907. | Jan-uary 1908. | Feb-ruary 1908. | March 1908. | April 1908. | May 1908. | June 1908. | July 1908. | Death-rate per mille of 11 months, September 1907 to July 1908. | Average death-rate per mille for same 11 months in 10* preced-ing years. |
|----------------|------------------|----------------|-----------------|-----------------|----------------|-----------------|-------------|-------------|-----------|------------|------------|---|--|
| Muttra ... | .09 | .02 | ... | ... | ... | ... | ... | ... | .10 | .34 | .14 | .69 | .22 |
| Agra ... | ... | ... | ... | ... | ... | ... | ... | ... | ... | .01 | .03 | .04 | .12 |
| Etawah ... | ... | .10 | ... | ... | ... | ... | ... | ... | ... | .03 | ... | .13 | .03 |
| Sitapur ... | .05 | .14 | .06 | .03 | ... | ... | ... | ... | .43 | .35 | ... | 1.06 | .98 |
| Hardoi ... | .01 | .01 | ... | ... | ... | ... | ... | ... | .02 | .29 | .13 | .46 | .49 |
| Kheri ... | .02 | ... | ... | ... | ... | ... | ... | ... | .03 | .59 | .13 | .77 | .81 |
| Hamirpur ... | ... | ... | ... | ... | ... | ... | ... | ... | ... | .05 | .02 | .07 | .40 |
| Banda ... | .04 | .04 | ... | ... | ... | ... | ... | ... | .10 | .90 | .08 | 1.16 | .90 |
| Allahabad ... | .01 | ... | ... | ... | ... | ... | ... | .02 | .24 | .43 | .09 | .79 | .42 |
| Jalaun ... | ... | ... | ... | ... | ... | ... | ... | ... | ... | .04 | .06 | .10 | .21 |
| Jhansi ... | ... | ... | ... | ... | ... | ... | ... | ... | ... | ... | ... | ... | .87 |
| Fyzabad ... | .04 | .36 | 1.39 | .57 | ... | ... | ... | .18 | .50 | .17 | ... | 3.21 | 1.70 |
| Gonda ... | .15 | .13 | .05 | .02 | ... | ... | ... | .18 | .50 | .61 | .57 | 2.21 | 1.24 |
| Bahraich ... | .08 | .23 | .04 | ... | ... | ... | ... | ... | .08 | 1.54 | .73 | 2.70 | 1.07 |
| Bara Banki ... | .03 | .05 | .03 | .01 | ... | ... | ... | .16 | 1.40 | 1.03 | .05 | 2.76 | 1.29 |
| Sultanpur ... | .01 | .03 | .07 | ... | ... | ... | ... | .16 | .57 | .15 | .02 | 1.01 | 2.61 |
| Basti ... | .02 | .12 | .12 | .04 | ... | ... | ... | .06 | .53 | .59 | .08 | 1.56 | 1.75 |
| Mirzapur ... | .01 | .02 | ... | ... | ... | ... | ... | .04 | 1.12 | 2.49 | .70 | 4.88 | .82 |
| Jaunpur ... | .02 | ... | ... | ... | ... | ... | ... | .17 | .58 | .45 | .03 | 1.25 | .50 |

* Excluding famine years as in statement XI.

(XXXV)

STATEMENT No. XIV.

Showing death-rate from small-pox in the famine districts during the period from September 1907 to July 1908 as compared with the decennial average.

| District. | Sep-tember 1907. | Octo-ber 1907. | Nov-ember 1907. | De-cember 1907. | Jan-uary 1908. | Febru-ary 1908. | March 1908. | April 1908. | May 1908. | June 1908. | July 1908. | Death-rate per mille of 11 months, September 1907 to July 1908. | Average death-rate per mille for same 11 months in 10* pre-ceeding years. |
|------------|------------------|----------------|-----------------|-----------------|----------------|-----------------|-------------|-------------|-----------|------------|------------|---|---|
| Muttra | ... | ... | ... | ... | ... | ... | .. | ... | ... | ... | ... | ... | ·05 |
| Agra | ... | ... | ... | .. | ... | ... | ... | ·01 | ... | ... | ... | ·01 | ·14 |
| Etawah | ... | ·01 | ... | ·01 | ... | ... | ·01 | ·01 | ... | ·01 | ·01 | ·06 | ·15 |
| Sitapur | ... | ... | ... | ... | ·05 | ·02 | ·02 | ·03 | 01 | ... | ... | ·13 | ... |
| Hardoi | ·06 | ·03 | ·11 | ·34 | ·46 | ·38 | ·58 | ·60 | ·44 | ·25 | ·09 | 3·34 | ·23 |
| Kheri | ... | .. | ... | ... | ·02 | ·02 | ·02 | ·03 | ·03 | ·04 | ·02 | ·18 | ·15 |
| Hemirpur | ... | .. | ... | ·01 | ·02 | ·01 | ·01 | ·03 | ·01 | ·01 | ... | ·10 | ·08 |
| Banda | ·01 | ... | ... | ·01 | ·04 | ·02 | ·01 | ·05 | ·03 | ·03 | ·02 | ·22 | ·16 |
| Allahabad | ·03 | ·02 | ·02 | ·10 | ·15 | ·14 | ·21 | ·38 | ·45 | ·60 | ·38 | 2·48 | ·62 |
| Jalaun | ... | ... | ... | ... | ... | ... | ... | ... | ... | ... | ... | ... | ·21 |
| Jhansi | ... | ... | ... | ... | ... | ... | ... | .. | ... | ... | ... | ... | ·33 |
| Fyzabad | ... | ... | ·02 | ·06 | ·11 | ·09 | ·10 | ·22 | ·25 | ·17 | ·08 | 1·10 | ·04 |
| Gonda | ·07 | ·03 | ·04 | ·15 | ·27 | ·33 | ·52 | ·84 | ·90 | ·55 | ·31 | 4·01 | ·35 |
| Bahraich | ... | ... | ... | ·04 | ·06 | ·07 | ·12 | ·20 | ·23 | ·16 | ·13 | 1·01 | ·17 |
| Bara Banki | ·01 | ·01 | ·02 | ·06 | ·12 | ·11 | ·21 | ·38 | ·30 | ·20 | ·11 | 1·53 | ·10 |
| Saltenpur | ·03 | ·03 | ·08 | ·22 | ·40 | ·42 | ·62 | 1·25 | 1·23 | ·75 | ·35 | 5·38 | ·50 |
| Basti | ·02 | ·01 | ·05 | ·12 | ·19 | ·24 | ·32 | ·43 | ·30 | ·14 | ·08 | 1·89 | ·08 |
| Mirzapur | ·03 | ·03 | ·01 | ·02 | ·05 | ·04 | ·10 | ·20 | ·18 | ·24 | ·19 | 1·09 | ·16 |
| Jaunpur | ... | ... | .. | ·01 | ·04 | ·03 | ·07 | ·16 | ·16 | ·22 | ·19 | ·88 | ·10 |

* Excluding famine years as in statement XI.

(xxxiv)

STATEMENT No. XIII.

Showing death-rate from Cholera in the famine districts during the period from September 1907 to July 1908 as compared with the decennial average.

| District. | Sep- tember 1907. | Octo- ber 1907. | Nov- ember 1907. | De- cember 1907. | Jan- uary 1908. | Feb- ruary 1908. | March 1908. | April 1908. | May 1908. | June 1908. | July 1908. | Death-rate per mille of 11 months, September 1907 to July 1908. | Average death-rate per mille for same 11 months in 10* preced- ing years. |
|----------------|-------------------------|-----------------------|------------------------|------------------------|-----------------------|------------------------|----------------|----------------|--------------|---------------|---------------|--|---|
| Muttra ... | ·09 | ·02 | ... | ... | ... | ... | ... | ... | ·10 | ·34 | ·14 | ·69 | ·22 |
| Agra ... | ... | ... | ... | ... | ... | ... | ... | ... | ... | ·01 | ·03 | ·04 | ·12 |
| Etawah ... | ... | ·10 | ... | ... | ... | ... | ... | ... | ... | ·03 | ... | ·13 | ·03 |
| Sitapur ... | ·05 | ·14 | ·06 | ·03 | ... | ... | ... | ... | ·43 | ·35 | ... | 1·06 | ·98 |
| Hardoi ... | ·01 | ·01 | ... | ... | ... | ... | ... | ... | ·02 | ·29 | ·13 | ·46 | ·49 |
| Kheri ... | ·02 | ... | ... | ... | ... | ... | ... | ... | ·03 | ·59 | ·13 | ·77 | ·81 |
| Hamirpur ... | ... | ... | ... | ... | ... | ... | ... | ... | ... | ·05 | ·02 | ·07 | ·40 |
| Banda ... | ·04 | ·04 | ... | ... | ... | ... | ... | ... | ·10 | ·90 | ·08 | 1·16 | ·90 |
| Allahabad ... | ·01 | ... | ... | ... | ... | ... | ... | ·02 | ·24 | ·43 | ·09 | ·79 | ·42 |
| Jalaun ... | ... | ... | ... | ... | ... | ... | ... | ... | ... | ·04 | ·06 | ·10 | ·21 |
| Jhansi ... | ... | ... | ... | ... | ... | ... | ... | ... | ... | ... | ... | ... | ·87 |
| Fyzabad ... | ·04 | ·36 | 1·39 | ·57 | ... | ... | ... | ·18 | ·50 | ·17 | ... | 3·21 | 1·70 |
| Gonda ... | ·15 | ·13 | ·05 | ·02 | ... | ... | ... | ·18 | ·50 | ·61 | ·57 | 2·21 | 1·24 |
| Bahraich ... | ·08 | ·23 | ·04 | ... | ... | ... | ... | ... | ·08 | 1·54 | ·73 | 2·70 | 1·07 |
| Bara Banki ... | ·03 | ·05 | ·03 | ·01 | ... | ... | ... | ·16 | 1·40 | 1·03 | ·05 | 2·76 | 1·29 |
| Sultanpur ... | ·01 | ·03 | ·07 | ... | ... | ... | ... | ·16 | ·57 | ·15 | ·02 | 1·01 | 2·61 |
| Basti ... | ·02 | ·12 | ·12 | ·04 | ... | ... | ... | ·08 | ·53 | ·59 | ·08 | 1·66 | 1·75 |
| Mirzapur ... | ·01 | ·02 | ... | ... | ... | ... | ... | ·04 | 1·12 | 2·49 | ·70 | 4·88 | ·52 |
| Jaunpur ... | ·02 | ... | ... | ... | ... | ... | ... | ·17 | ·58 | ·45 | ·03 | 1·25 | ·50 |

* Excluding famine years as in statement XI.

(XXXV)

STATEMENT No. XIV.

Showing death-rate from small-pox in the famine districts during the period from September 1907 to July 1908 as compared with the decennial average.

| District. | Sep-tember 1907. | Octo-ber 1907. | Nov-ember 1907. | De-cember 1907. | Jan-uary 1908. | Febru-ary 1908. | March 1908. | April 1908. | May 1908. | June 1908. | July 1908. | Death-rate per mille of 11 months, September 1907 to July 1908. | Average death-rate per mille for same 11 months in 10 th preceding years. |
|---------------|------------------|----------------|-----------------|-----------------|----------------|-----------------|-------------|-------------|-----------|------------|------------|---|--|
| Muttra ... | ... | ... | ... | ... | ... | ... | ... | ... | ... | ... | ... | ... | ·05 |
| Agra ... | ... | ... | ... | ... | ... | ... | ... | ·01 | ... | ... | ... | ·01 | ·14 |
| Etawah ... | ... | ·01 | ... | ·01 | ... | ... | ·01 | ·01 | ... | ·01 | ·01 | ·06 | ·15 |
| Sitapur ... | ... | ... | ... | ... | ·05 | ·02 | ·02 | ·03 | 01 | ... | ... | ·13 | ... |
| Hardoi ... | ·06 | ·03 | ·11 | ·34 | ·46 | ·38 | ·58 | ·60 | ·44 | ·25 | ·09 | 3·34 | ·23 |
| Xheri ... | ... | ... | ... | ... | ·02 | ·02 | ·02 | ·03 | ·03 | ·04 | ·02 | ·18 | ·15 |
| Hamirpur ... | ... | ... | ... | ·01 | ·02 | ·01 | ·01 | ·03 | ·01 | ·01 | ... | ·10 | ·08 |
| Banda ... | ·01 | ... | ... | ·01 | ·04 | ·02 | ·01 | ·05 | ·03 | ·03 | ·02 | ·22 | ·16 |
| Allahabad ... | ·03 | ·02 | ·02 | ·10 | ·15 | ·14 | ·21 | ·38 | ·45 | ·60 | ·38 | 2·48 | ·62 |
| Jalaun ... | ... | ... | ... | ... | ... | ... | ... | ... | ... | ... | ... | ... | ·21 |
| Jhansi ... | ... | ... | ... | ... | ... | ... | ... | ... | ... | ... | ... | ... | ·33 |
| Fyzabad ... | ... | ... | ·02 | ·06 | ·11 | ·09 | ·10 | ·22 | ·25 | ·17 | ·08 | 1·10 | ·04 |
| Gonda ... | ·07 | ·03 | ·04 | ·15 | ·27 | ·33 | ·52 | ·84 | ·90 | ·55 | ·31 | 4·01 | ·35 |
| Bahraich ... | ... | ... | ... | ·04 | ·06 | ·07 | ·12 | ·20 | ·23 | ·16 | ·13 | 1·01 | ·17 |
| Bara Banki .. | ·01 | ·01 | ·02 | ·06 | ·12 | ·11 | ·21 | ·38 | ·30 | ·20 | ·11 | 1·53 | ·10 |
| Saitanpur ... | ·03 | ·03 | ·08 | ·22 | ·40 | ·42 | ·62 | 1·25 | 1·23 | ·75 | ·35 | 5·38 | ·50 |
| Basti ... | ·02 | ·01 | ·05 | ·12 | ·19 | ·24 | ·32 | ·42 | ·30 | ·14 | ·08 | 1·89 | ·08 |
| Mirzapur ... | ·03 | ·03 | ·01 | ·02 | ·05 | ·04 | ·10 | ·20 | ·18 | ·24 | ·19 | 1·09 | ·16 |
| Jaunpur ... | ... | ... | ... | ·01 | ·04 | ·03 | ·07 | ·16 | ·16 | ·22 | ·19 | ·88 | ·10 |

* Excluding famine years as in statement XI.

STATEMENT No. XV.

Showing death-rate from plague in the famine districts during the period from September 1907 to July 1908 as compared with the decennial average.

| District. | Sep- tember 1907. | Octo- ber 1907. | No- vember 1907. | De- cember 1907. | Jan- uary 1908. | Feb- ruary 1908. | March 1908. | April 1908. | May 1908. | June 1908. | July 1908. | Death-rate per mille of 11 months, September 1907 to July 1908. | Average death-rate per mille for same 11 months in 5 preced- ing years. |
|----------------|-------------------------|-----------------------|------------------------|------------------------|-----------------------|------------------------|----------------|----------------|--------------|---------------|---------------|--|---|
| Muttra ... | .03 | .12 | .17 | .24 | .24 | .42 | .98 | 1.18 | .39 | ... | .02 | 3.79 | 15.06 |
| Agra ... | ... | ... | ... | ... | ... | .04 | .17 | .12 | ... | ... | ... | .33 | 4.22 |
| Etawah ... | .05 | .01 | .06 | .05 | .02 | .17 | .33 | .19 | .01 | ... | ... | .89 | 3.03 |
| Sitapur ... | ... | ... | ... | ... | ... | ... | ... | ... | ... | ... | ... | ... | 1.89 |
| Hardoi ... | ... | .01 | .01 | .02 | .05 | .05 | .13 | .07 | .01 | ... | ... | .35 | 1.66 |
| Kheri ... | ... | ... | ... | ... | ... | ... | ... | .01 | ... | ... | ... | .01 | .49 |
| Hamirpur ... | ... | ... | ... | ... | ... | ... | ... | ... | ... | ... | ... | ... | .09 |
| Banda ... | ... | ... | ... | ... | ... | ... | ... | ... | ... | ... | ... | ... | .08 |
| Allahabad ... | .01 | .01 | ... | .03 | .03 | .04 | .07 | .03 | .01 | ... | ... | .23 | 10.38 |
| Jalaun ... | ... | ... | ... | ... | ... | ... | .05 | .03 | ... | ... | ... | .08 | 1.72 |
| Jhansi ... | ... | ... | ... | ... | ... | ... | ... | ... | ... | ... | ... | ... | .75 |
| Fyzabad ... | ... | ... | ... | ... | .03 | .03 | .04 | .01 | ... | ... | ... | .11 | 2.72 |
| Gonda ... | ... | ... | ... | .01 | .04 | .08 | .13 | .02 | ... | ... | ... | .23 | .58 |
| Bahraich ... | .01 | ... | ... | ... | .02 | .02 | .05 | .02 | ... | ... | ... | .12 | .48 |
| Bara Banki ... | ... | ... | ... | .01 | .01 | .02 | .07 | .05 | ... | ... | ... | .16 | 5.64 |
| Sultanpur ... | ... | ... | .01 | .02 | .02 | .04 | .04 | .02 | .01 | ... | ... | .16 | .97 |
| Basti ... | ... | ... | ... | ... | ... | ... | ... | ... | ... | ... | ... | ... | .94 |
| Mirzapur ... | ... | .01 | ... | ... | ... | .04 | .03 | ... | ... | ... | ... | .08 | 3.18 |
| Jaunpur ... | .02 | ... | ... | .02 | .01 | .03 | .06 | .13 | ... | ... | ... | .17 | 5.10 |

STATEMENT No. XVI.

Showing death-rate from fever in the Famine districts during the period from September 1907 to July 1908 as compared with the decennial average.

| District. | Sep-tember 1907. | Octo-ber 1907. | Nov-ember 1907. | De-cember 1907. | Jan-uary 1908. | Feb-ruary 1908. | March 1908. | April 1908. | May 1908. | June 1908. | July 1908. | Death-rate per mille of 11 months, September 1907 to July 1908. | Average death-rate per mille for same 11 months in 10 ⁰ preceding years. |
|----------------|------------------|----------------|-----------------|-----------------|----------------|-----------------|-------------|-------------|-----------|------------|------------|---|---|
| Muttra ... | 2·60 | 3·30 | 3·98 | 4·37 | 3·80 | 2·30 | 1·96 | 1·81 | 1·71 | 1·91 | 1·84 | 29·58 | 31·38 |
| Agra ... | 2·50 | 2·99 | 2·65 | 3·46 | 3·09 | 1·88 | 1·82 | 1·62 | 1·65 | 1·95 | 1·50 | 25·11 | 27·97 |
| Etawah ... | 2·20 | 3·08 | 3·36 | 3·75 | 3·95 | 3·15 | 2·72 | 2·54 | 2·38 | 2·71 | 2·26 | 32·10 | 25·73 |
| Sitapur ... | 2·12 | 2·13 | 2·83 | 3·16 | 2·88 | 2·82 | 2·25 | 2·81 | 3·55 | 2·74 | 1·75 | 29·09 | 25·04 |
| Hardoi ... | 2·96 | 2·97 | 2·77 | 3·00 | 2·43 | 2·27 | 2·16 | 1·96 | 2·31 | 2·70 | 1·84 | 27·37 | 24·11 |
| Kheri ... | 2·46 | 2·64 | 3·89 | 4·04 | 3·41 | 2·53 | 2·45 | 3·30 | 3·57 | 3·57 | 2·55 | 34·41 | 30·04 |
| Hamirpur ... | 3·98 | 3·68 | 4·03 | 3·52 | 2·57 | 1·86 | 1·67 | 1·53 | 1·69 | 2·27 | 1·34 | 28·14 | 22·57 |
| Banda ... | 2·06 | 2·60 | 3·13 | 2·52 | 2·68 | 1·71 | 1·62 | 1·67 | 1·83 | 2·17 | 1·42 | 23·41 | 19·82 |
| Allahabad ... | 1·38 | 1·56 | 2·01 | 2·73 | 2·03 | 1·70 | 1·52 | 1·62 | 1·51 | 2·05 | 1·45 | 19·56 | 21·15 |
| Jalaun ... | 4·35 | 4·31 | 4·88 | 4·88 | 4·19 | 2·61 | 2·49 | 2·49 | 2·77 | 3·02 | 1·78 | 37·72 | 27·32 |
| Jhansi ... | 3·36 | 3·27 | 3·22 | 2·90 | 2·41 | 1·76 | 1·81 | 1·81 | 1·06 | 2·36 | 1·37 | 26·23 | 21·94 |
| Fyzabad ... | 1·36 | 1·72 | 2·31 | 2·98 | 2·77 | 1·86 | 1·79 | 2·16 | 2·42 | 2·03 | 1·52 | 22·92 | 20·27 |
| Gonda ... | 1·69 | 1·72 | 2·18 | 2·90 | 2·61 | 2·23 | 2·23 | 2·63 | 2·58 | 2·01 | 2·00 | 24·78 | 21·61 |
| Bahraich ... | 1·20 | 1·54 | 2·07 | 2·85 | 3·01 | 2·90 | 3·51 | 3·36 | 2·55 | 2·20 | 2·32 | 27·51 | 21·49 |
| Bara Banki ... | 1·66 | 1·86 | 2·00 | 2·45 | 2·63 | 2·09 | 1·97 | 2·21 | 2·53 | 2·95 | 2·11 | 24·46 | 21·12 |
| Sultanpur ... | 1·24 | 1·82 | 2·19 | 2·50 | 1·93 | 1·73 | 1·41 | 1·68 | 1·86 | 1·58 | 1·29 | 19·23 | 20·02 |
| Basti ... | 1·56 | 1·69 | 3·69 | 3·04 | 2·31 | 1·81 | 1·82 | 2·21 | 2·19 | 1·62 | 1·62 | 23·56 | 19·42 |
| Mirzapur ... | 1·52 | 1·37 | 1·55 | 1·87 | 1·89 | 1·46 | 1·72 | 1·76 | 2·10 | 2·61 | 2·01 | 19·86 | 20·02 |
| Jaunpur ... | 1·42 | 1·58 | 1·97 | 2·29 | 1·82 | 1·29 | 1·51 | 1·68 | 1·71 | 1·79 | 1·43 | 18·49 | 20·30 |

* Excluding famine years as in Statement XI.

STATEMENT No. XVII.

Showing birth rates in the Famine, Scarcity and Normal districts from September 1907 to July 1908 as compared with those from September 1896 to July 1897, September 1905 to July 1906 and September 1906 to July 1907.

Table with columns for District, Month (September to July), and Year (1896, 1905, 1906, 1907, 1896, 1905, 1906, 1907, 1896, 1905, 1906, 1907, 1896, 1905, 1906, 1907, 1897, 1906, 1907, 1908, 1897, 1906, 1907, 1908, 1897, 1906, 1907, 1908, 1897, 1905, 1907, 1908, 1897, 1906, 1907, 1908, 1897, 1906, 1907, 1908, 1897, 1906, 1907, 1908). Rows are categorized into Famine districts, Scarcity districts, and Normal districts.

STATEMENT No. XVIII.

Showing death rates from Dysentery and Diarrhoea in the Famine, Scarcity and Normal Districts of the United Provinces from September 1907 to July 1908, as compared with the normal death rates and the death rates from September 1896 to July 1897.

Table with columns for District, Month (September to July), and Total. Rows are categorized into Famine districts, Scarcity districts, and Normal districts. Each cell contains numerical death rate values.

NOTE.—In calculating the normal, the ten preceding years excluding the famine years 1896-97 and 1905-06 have been taken.

STATEMENT No. XIX.

Supplementary statement showing death rates from all causes including plague as well as excluding plague and from cholera in August 1908 as compared with the normal death rates.

| | August. | | | | | |
|----------------------------|--|-------|--|-------|--------------------------|-------|
| | Death rate from all causes including plague. | | Death rate from all causes excluding plague. | | Death rate from cholera. | |
| | Normal. | 1908. | Normal. | 1908. | Normal. | 1908. |
| <i>Famine districts.</i> | | | | | | |
| Muttra | 2.39 | 2.58 | 2.39 | 2.58 | .02 | .11 |
| Agra | 2.64 | 3.13 | 2.64 | 3.13 | .04 | .20 |
| Etawah | 2.31 | 2.65 | 2.30 | 2.65 | ... | ... |
| Sitapur | 2.43 | 2.50 | 2.43 | 2.50 | .06 | .23 |
| Hardoi | 3.26 | 4.18 | 3.26 | 4.18 | .24 | .61 |
| Kheri | 2.64 | 4.11 | 2.64 | 4.11 | .05 | .81 |
| Hanirpur | 3.11 | 3.41 | 3.11 | 3.41 | .07 | .42 |
| Banda | 2.34 | 2.77 | 2.34 | 2.77 | .07 | .33 |
| Allahabad | 2.21 | 2.90 | 2.19 | 2.20 | .03 | .17 |
| Jalaun | 2.88 | 4.43 | 2.86 | 4.43 | .09 | 1.00 |
| Jhansi | 3.74 | 3.07 | 3.74 | 3.07 | .19 | ... |
| Fyzabad | 2.39 | 2.19 | 2.39 | 2.19 | .11 | ... |
| Gonda | 2.51 | 4.10 | 2.51 | 4.10 | .10 | 1.25 |
| Babraich | 2.40 | 4.09 | 2.40 | 4.09 | .17 | 1.44 |
| Bara Banki | 2.59 | 2.24 | 2.59 | 2.24 | .14 | .02 |
| Sultanpur | 2.69 | 2.27 | 2.39 | 2.27 | .09 | .04 |
| Basti | 2.25 | 2.61 | 2.25 | 2.61 | .07 | .07 |
| Mirzapur | 2.33 | 3.40 | 2.32 | 3.40 | .06 | .45 |
| Jaunpur | 2.11 | 2.18 | 2.11 | 2.17 | .03 | ... |
| Total | 2.51 | 3.02 | 2.50 | 3.02 | .09 | .36 |
| <i>Scarcity districts.</i> | | | | | | |
| Almora | 2.83 | 4.55 | 2.83 | 4.55 | .12 | .75 |
| Garhwal | 3.03 | 7.98 | 3.03 | 7.98 | .32 | 4.65 |
| Himnagar | 2.51 | 2.74 | 2.51 | 2.74 | .07 | .23 |
| Moradabad | 2.80 | 2.60 | 2.80 | 2.60 | .09 | .06 |
| Bareilly | 3.17 | 3.15 | 3.17 | 3.15 | .20 | .13 |
| Pilibhit | 2.57 | 4.28 | 2.57 | 4.28 | .02 | 1.20 |
| Shahjahanpur | 3.17 | 3.89 | 3.17 | 3.89 | .05 | .40 |
| Budwan | 3.04 | 3.12 | 3.04 | 3.12 | .06 | ... |
| Dehra Dun | 2.21 | 2.15 | 2.21 | 2.15 | .08 | .02 |
| Etah | 2.61 | 2.86 | 2.61 | 2.86 | .01 | .04 |
| Farrukhabad | 3.06 | 3.57 | 3.06 | 3.57 | .09 | .20 |
| Mainpuri | 2.25 | 2.00 | 2.25 | 2.00 | .02 | .02 |
| Lucknow | 3.13 | 2.84 | 3.12 | 2.84 | .16 | .05 |
| Unao | 2.35 | 2.15 | 2.34 | 2.15 | .04 | .01 |
| Rae Bareilly | 2.23 | 2.37 | 2.22 | 2.37 | .09 | ... |
| Cawnpore | 2.76 | 2.93 | 2.72 | 2.93 | .01 | .07 |
| Fatehpur | 2.13 | 2.33 | 2.13 | 2.33 | ... | .08 |
| Azamgarh | 2.19 | 2.18 | 2.18 | 2.17 | .11 | .02 |
| Bahraich | 2.82 | 2.04 | 2.75 | 2.04 | .37 | .09 |
| Ghazipur | 2.79 | 2.19 | 2.73 | 2.19 | .09 | .08 |
| Benares | 3.20 | 3.34 | 3.20 | 3.34 | .10 | .18 |
| Total | 2.71 | 2.92 | 2.68 | 2.92 | .10 | .24 |
| <i>Normal districts.</i> | | | | | | |
| Naini Tal | 2.38 | 2.32 | 2.38 | 2.32 | .12 | .04 |
| Saharanpur | 2.49 | 2.02 | 2.48 | 2.02 | .02 | .02 |
| Muzaffarnagar | 2.17 | 1.94 | 2.17 | 1.94 | .02 | .01 |
| Meerut | 2.40 | 2.39 | 2.40 | 2.39 | .07 | .05 |
| Bulandshahr | 2.66 | 2.62 | 2.66 | 2.62 | .04 | .06 |
| Aligarh | 2.68 | 2.37 | 2.68 | 2.37 | .10 | .12 |
| Pertabgarh | 2.14 | 2.13 | 2.14 | 2.13 | .02 | ... |
| Gorakhpur | 2.14 | 2.38 | 2.13 | 2.37 | .12 | .07 |
| Total | 2.34 | 2.31 | 2.33 | 2.30 | .07 | .05 |
| Provincial Total | 2.55 | 2.83 | 2.54 | 2.83 | .09 | .25 |

For "Normal" the preceding ten years excluding famine years 1897 and 1906 have been taken.

STATEMENT No. XX.

Showing the total number of persons in receipt of relief on the last day of each week, together with the number of units relieved during the week.

| Week ending. | Number on public works department works. | | Number on civil works. | | Number on aided village works. | Number on test works. | Number of weavers relieved. | Number in poor-houses. | Number relieved otherwise. | Total. | Number of persons in receipt of relief on the last day of the week. | |
|-------------------------|--|-------------|------------------------|-------------|--------------------------------|-----------------------|-----------------------------|------------------------|----------------------------|-------------|---|--------------|
| | Workers. | Dependants. | Workers. | Dependants. | | | | | | | 12 | 13 |
| 1 | 2 | 3 | 4 | 5 | 6 | 7 | 8 | 9 | 10 | 11 | 12 | 13 |
| 9th November 1907 ... | ... | ... | ... | ... | ... | 1,666 | ... | 39 | ... | 1,705 | 5,468 | 21,958 |
| 16th November 1907 ... | ... | ... | ... | ... | ... | 3,481 | ... | 87 | ... | 3,568 | 22,864 | 22,864 |
| 23rd November 1907 ... | ... | ... | ... | ... | ... | 4,731 | ... | 143 | ... | 4,874 | 33,398 | 33,398 |
| 30th November 1907 ... | ... | ... | 63 | ... | ... | 5,617 | ... | 198 | ... | 5,815 | 38,414 | 38,414 |
| 7th December 1907 ... | 1,587 | ... | 476 | ... | ... | 6,833 | ... | 341 | 2,982 | 12,269 | 69,954 | 69,954 |
| 14th December 1907 ... | 11,519 | ... | 775 | ... | ... | 10,396 | ... | 508 | 11,017 | 34,215 | 1,84,138 | 1,84,138 |
| 21st December 1907 ... | 30,909 | 1,911 | 477 | ... | ... | 8,667 | ... | 1,014 | 15,913 | 58,891 | 3,54,063 | 3,54,063 |
| 28th December 1907 ... | 42,398 | 11,575 | 2,147 | ... | 45 | 10,197 | ... | 1,341 | 25,434 | 93,137 | 5,45,681 | 5,45,681 |
| 4th January 1908 ... | 69,656 | 22,690 | 5,725 | ... | 76 | 19,726 | ... | 2,389 | 47,140 | 1,67,402 | 9,77,769 | 9,77,769 |
| 11th January 1908 ... | 1,09,794 | 35,027 | 13,214 | ... | 91 | 14,969 | ... | 3,343 | 86,521 | 2,53,959 | 16,01,093 | 16,01,093 |
| 18th January 1908 ... | 1,27,773 | 37,803 | 16,859 | ... | 1,001 | 11,182 | 102 | 3,849 | 1,21,661 | 3,20,230 | 21,00,752 | 21,00,752 |
| 25th January 1908 ... | 2,19,789 | 75,927 | 21,791 | ... | 6,209 | 12,410 | 102 | 4,264 | 1,63,193 | 5,03,635 | 30,76,007 | 30,76,007 |
| 1st February 1908 ... | 2,76,219 | 1,04,385 | 27,704 | 901 | 13,812 | 13,703 | 73 | 4,787 | 1,90,264 | 6,31,848 | 41,03,658 | 41,03,658 |
| 8th February 1908 ... | 3,56,233 | 1,36,424 | 16,601 | 2,295 | 24,563 | 15,387 | 64 | 5,361 | 2,22,918 | 7,79,846 | 50,79,623 | 50,79,623 |
| 15th February 1908 ... | 4,25,113 | 1,68,930 | 36,793 | 4,108 | 33,621 | 11,824 | 32 | 4,713 | 2,54,690 | 9,39,890 | 59,90,934 | 59,90,934 |
| 22nd February 1908 ... | 5,16,650 | 2,11,164 | 40,859 | 9,281 | 47,581 | 8,218 | 181 | 5,140 | 2,89,640 | 11,28,709 | 74,48,891 | 74,48,891 |
| 29th February 1908 ... | 5,76,950 | 2,42,599 | 42,236 | 11,520 | 50,393 | 6,930 | 208 | 4,853 | 3,10,617 | 12,46,306 | 87,74,903 | 87,74,903 |
| 7th March 1908 ... | 6,03,531 | 2,56,952 | 46,928 | 13,872 | 66,457 | 4,848 | 1,102 | 4,705 | 3,42,063 | 13,40,458 | 91,66,346 | 91,66,346 |
| 14th March 1908 ... | 6,20,638 | 2,80,932 | 43,770 | 13,500 | 76,486 | 5,150 | 1,756 | 4,409 | 3,64,935 | 14,11,576 | 92,59,731 | 92,59,731 |
| 21st March 1908 ... | 4,59,044 | 2,67,079 | 43,179 | 14,142 | 62,291 | 2,470 | 2,944 | 4,007 | 3,84,159 | 12,39,315 | 92,95,104 | 92,95,104 |
| 28th March 1908 ... | 4,66,324 | 2,73,587 | 45,810 | 13,013 | 57,957 | 1,913 | 4,425 | 3,795 | 3,80,293 | 12,47,117 | 93,40,545 | 93,40,545 |
| 4th April 1908 ... | 5,04,310 | 2,47,807 | 39,515 | 12,323 | 45,098 | 1,441 | 2,654 | 3,402 | 3,73,697 | 12,30,247 | 90,45,741 | 90,45,741 |
| 11th April 1908 ... | 4,48,215 | 2,18,689 | 36,769 | 12,302 | 57,136 | 1,206 | 2,176 | 3,124 | 3,63,038 | 11,42,655 | 82,87,140 | 82,87,140 |
| 18th April 1908 ... | 4,26,498 | 2,22,282 | 31,193 | 11,568 | 72,459 | 1,071 | 2,033 | 2,903 | 3,25,203 | 10,95,240 | 79,89,153 | 79,89,153 |
| 25th April 1908 ... | 4,90,038 | 2,30,946 | 42,722 | 13,373 | 94,749 | 542 | 2,425 | 2,825 | 2,07,752 | 10,91,372 | 82,56,372 | 82,56,372 |
| 2nd May 1908 ... | 4,87,065 | 2,29,310 | 50,235 | 11,634 | 1,10,770 | 990 | 1,721 | 2,554 | 2,93,263 | 11,87,148 | 83,66,383 | 83,66,383 |
| 9th May 1908 ... | 4,55,424 | 2,26,381 | 64,683 | 22,158 | 1,05,613 | 1,266 | 1,192 | 2,649 | 2,87,457 | 11,66,823 | 81,74,877 | 81,74,877 |
| 16th May 1908 ... | 4,14,736 | 1,99,461 | 81,632 | 17,427 | 1,30,112 | 1,074 | 1,558 | 2,771 | 2,79,436 | 11,28,207 | 78,10,630 | 78,10,630 |
| 23rd May 1908 ... | 3,10,790 | 1,80,235 | 1,28,757 | 18,449 | 1,62,402 | 1,368 | 1,229 | 2,861 | 2,82,386 | 10,88,527 | 76,55,213 | 76,55,213 |
| 30th May 1908 ... | 2,67,266 | 1,44,522 | 1,62,145 | 17,397 | 1,72,493 | 253 | 1,638 | 3,061 | 3,01,994 | 10,70,769 | 72,26,879 | 72,26,879 |
| 6th June 1908 ... | 2,21,323 | 1,15,259 | 1,87,874 | 13,947 | 1,77,185 | 254 | 1,340 | 3,067 | 3,27,978 | 10,43,232 | 69,86,543 | 69,86,543 |
| 13th June 1908 ... | 1,52,200 | 57,419 | 2,14,414 | 21,815 | 1,53,290 | ... | 1,315 | 2,999 | 3,81,235 | 10,11,587 | 70,34,698 | 70,34,698 |
| 20th June 1908 ... | 1,30,330 | 21,604 | 2,35,185 | 9,418 | 1,41,362 | ... | 1,224 | 2,918 | 4,11,539 | 9,53,630 | 65,81,454 | 65,81,454 |
| 27th June 1908 ... | 1,06,619 | 7,954 | 2,17,779 | 622 | 1,19,631 | ... | 1,594 | 2,757 | 4,33,007 | 8,89,963 | 60,37,436 | 60,37,436 |
| 4th July 1908 ... | 91,933 | 2,798 | 4,05,661 | 658 | 89,950 | ... | 1,612 | 2,751 | 4,78,973 | 8,74,356 | 58,69,108 | 58,69,108 |
| 11th July 1908 ... | 76,163 | 2,588 | 1,67,611 | 332 | 55,457 | ... | 1,590 | 2,496 | 5,12,654 | 8,18,786 | 57,25,188 | 57,25,188 |
| 18th July 1908 ... | 39,329 | 1,691 | 1,19,253 | 98 | 24,541 | ... | 1,588 | 2,354 | 5,48,241 | 7,37,095 | 51,61,324 | 51,61,324 |
| 25th July 1908 ... | 22,680 | 851 | 91,151 | 11 | 14,905 | ... | 1,524 | 2,131 | 5,50,127 | 6,83,360 | 49,30,076 | 49,30,076 |
| 1st August 1908 ... | 15,348 | 97 | 67,644 | 9 | 12,146 | ... | ... | 2,011 | 5,56,324 | 6,53,579 | 47,69,224 | 47,69,224 |
| 8th August 1908 ... | 11,175 | 12 | 56,220 | 9 | 6,822 | ... | 402 | 1,895 | 4,81,383 | 5,57,918 | 40,22,509 | 40,22,509 |
| 15th August 1908 ... | 13,876 | 230 | 43,843 | 5 | 8,091 | ... | 402 | 1,743 | 4,56,559 | 5,24,749 | 36,35,398 | 36,35,398 |
| 22nd August 1908 ... | 13,425 | 352 | 39,161 | 5 | 4,268 | ... | ... | 1,587 | 3,83,363 | 4,42,061 | 30,60,107 | 30,60,107 |
| 29th August 1908 ... | 13,966 | 245 | 30,636 | 3 | 1,866 | ... | ... | 1,583 | 3,98,611 | 3,86,909 | 27,26,869 | 27,26,869 |
| 5th September 1908 ... | 2,030 | ... | 17,133 | ... | 391 | ... | ... | 1,478 | 3,08,737 | 3,29,819 | 24,39,564 | 24,39,564 |
| 12th September 1908 ... | ... | ... | ... | ... | 208 | ... | ... | 1,332 | 2,67,254 | 2,68,694 | 19,90,774 | 19,90,774 |
| 19th September 1908 ... | ... | ... | ... | ... | ... | ... | ... | 742 | 1,59,592 | 1,60,334 | 11,12,328 | 11,12,328 |
| 26th September 1908 ... | ... | ... | ... | ... | ... | ... | ... | ... | 22,269 | 22,269 | 1,56,833 | 1,56,833 |
| Total ... | 96,19,896 | 42,43,628 | 27,63,704 | 2,66,095 | 32,01,164 | 1,89,828 | 40,206 | 1,19,179 | 1,25,45,512 | 3,19,89,212 | 21,95,10,215 | 21,95,10,215 |

STATEMENT No. XXI.

Showing numbers employed on works, relieved as dependants or fed in kitchens on the last Saturday of each month, on works under the Public Works department.

| Month. | Workers. | | | | Dependants in receipt of cash allowances. | | | | Number of dependants fed. | | | | GRAND TOTAL. |
|----------------------------|----------|----------|-----------|----------|---|--------|----------|----------|---------------------------|--------|-----------|--------|--------------|
| | Men. | Women. | Children. | Total | Men. | Women. | Children | Total. | Men. | Women. | Children. | Total. | |
| 1 | 2 | 3 | 4 | 5 | 6 | 7 | 8 | 9 | 10 | 11 | 12 | 13 | 14 |
| 28th November 1907. | | | | | | | | | | | | | |
| Mirzapur ... | 417 | 613 | 147 | 1,177 | ... | ... | ... | ... | ... | ... | ... | ... | 1,177 |
| Total ... | 417 | 613 | 147 | 1,177 | ... | ... | ... | ... | ... | ... | ... | ... | 1,177 |
| 28th December 1907. | | | | | | | | | | | | | |
| Muttra ... | 286 | 279 | 266 | 831 | ... | ... | ... | ... | ... | ... | ... | ... | 831 |
| Allahabad ... | 4,216 | 4,868 | 306 | 9,390 | 13 | 6 | 5,077 | 5,096 | 4 | ... | 2 | 6 | 14,492 |
| Jalaun ... | 2,428 | 2,936 | 1,096 | 6,460 | 17 | 33 | 3,209 | 3,259 | 5 | 1 | 2 | 8 | 9,727 |
| Mirzapur ... | 2,614 | 1,933 | 206 | 4,753 | ... | ... | 1,218 | 1,218 | ... | ... | ... | ... | 5,971 |
| Hardoi ... | 308 | 250 | 68 | 626 | ... | ... | ... | ... | ... | ... | ... | ... | 626 |
| Gonda ... | 5,883 | 6,310 | 2,382 | 14,575 | 1 | 1 | ... | 2 | ... | ... | ... | ... | 14,577 |
| Bahraich ... | 8,571 | 2,611 | 1,038 | 7,220 | 14 | 8 | 1,970 | 1,992 | ... | ... | ... | ... | 9,212 |
| Total ... | 19,306 | 19,187 | 5,362 | 43,855 | 45 | 43 | 11,474 | 11,567 | 9 | 1 | 4 | 14 | 55,436 |
| 25th January 1908. | | | | | | | | | | | | | |
| Muttra ... | 2,006 | 1,985 | 1,413 | 5,404 | 12 | 14 | 2,137 | 2,163 | ... | ... | ... | ... | 7,567 |
| Etawah ... | 1,442 | 996 | 945 | 3,383 | ... | 7 | 233 | 240 | ... | ... | ... | ... | 3,623 |
| Banda ... | 9,236 | 10,202 | 2,276 | 21,714 | 68 | 236 | 9,725 | 10,029 | 10 | 6 | 5 | 21 | 31,764 |
| Allahabad ... | 11,281 | 12,268 | 1,173 | 24,722 | 8 | 29 | 12,953 | 12,990 | 38 | 58 | 37 | 133 | 37,845 |
| Jalaun ... | 11,285 | 15,420 | 8,547 | 35,252 | 21 | 54 | 10,435 | 10,510 | 7 | 17 | 128 | 152 | 45,914 |
| Mirzapur ... | 5,758 | 5,744 | 1,846 | 13,348 | ... | 2 | 2,754 | 2,756 | ... | ... | ... | ... | 16,104 |
| Jaunpur ... | 3,307 | 2,861 | 1,277 | 7,445 | ... | ... | 1,740 | 1,740 | ... | ... | ... | ... | 9,185 |
| Sitapur ... | 6,789 | 4,399 | 2,309 | 13,497 | 62 | 112 | 4,474 | 4,648 | ... | ... | ... | ... | 18,145 |
| Hardoi ... | 314 | 203 | 59 | 576 | ... | ... | ... | ... | ... | ... | ... | ... | 576 |
| Kheri ... | 7,398 | 5,341 | 2,207 | 14,946 | 67 | 100 | 5,136 | 5,303 | ... | ... | ... | ... | 20,249 |
| Gonda ... | 19,630 | 18,533 | 8,064 | 46,227 | 28 | 56 | 11,936 | 12,020 | 1 | ... | ... | 1 | 58,243 |
| Bahraich ... | 17,069 | 12,698 | 5,351 | 35,118 | 149 | 280 | 13,281 | 13,710 | 5 | 6 | 14 | 25 | 48,853 |
| Total ... | 95,515 | 90,650 | 35,467 | 2,21,632 | 415 | 890 | 74,804 | 76,109 | 61 | 87 | 184 | 332 | 2,98,073 |
| 29th February 1908. | | | | | | | | | | | | | |
| Muttra ... | 4,106 | 4,923 | 2,400 | 11,429 | 30 | 151 | 6,047 | 6,228 | ... | ... | ... | ... | 17,657 |
| Agra ... | 1,016 | 1,093 | 618 | 2,727 | 5 | 4 | 1,270 | 1,279 | ... | ... | ... | ... | 4,006 |
| Etawah ... | 3,993 | 3,250 | 2,280 | 9,523 | 32 | 112 | 3,667 | 3,711 | ... | ... | ... | ... | 13,234 |
| Banda ... | 22,954 | 29,965 | 7,987 | 60,906 | 133 | 406 | 27,687 | 28,226 | 23 | 14 | 17 | 54 | 89,186 |
| Allahabad ... | 15,418 | 16,937 | 7,322 | 39,677 | 10 | 48 | 13,620 | 13,678 | 53 | 48 | 82 | 183 | 63,539 |
| Jhansi ... | 1,209 | 1,262 | 548 | 3,019 | 6 | 16 | 879 | 901 | ... | ... | ... | ... | 3,949 |
| Jalaun ... | 17,625 | 26,436 | 13,924 | 57,985 | 81 | 151 | 13,937 | 14,169 | 23 | 72 | 218 | 313 | 72,487 |
| Mirzapur ... | 12,977 | 16,401 | 4,421 | 33,799 | 3 | 15 | 13,761 | 13,779 | 21 | 18 | 7 | 46 | 47,624 |
| Jaunpur ... | 11,866 | 13,069 | 4,225 | 29,160 | 151 | 272 | 12,889 | 13,292 | ... | ... | ... | ... | 42,452 |
| Sitapur ... | 22,970 | 18,332 | 10,122 | 51,424 | 482 | 761 | 20,700 | 21,943 | 24 | 19 | 111 | 154 | 73,521 |
| Hardoi ... | 2,107 | 2,842 | 1,405 | 6,354 | 109 | 169 | 3,366 | 3,644 | 2 | ... | ... | ... | 10,000 |
| Kheri ... | 20,990 | 18,033 | 6,937 | 45,960 | 267 | 300 | 17,022 | 17,589 | ... | 2 | ... | ... | 63,551 |
| Fyzabad ... | 4,672 | 4,939 | 2,447 | 12,058 | 23 | 30 | 2,655 | 2,708 | ... | ... | ... | ... | 14,766 |
| Gonda ... | 32,948 | 35,773 | 12,693 | 81,414 | 144 | 233 | 37,965 | 38,342 | 38 | 84 | 91 | 213 | 1,19,969 |
| Bahraich ... | 48,064 | 40,786 | 15,493 | 1,04,343 | 1,157 | 2,029 | 48,455 | 51,641 | 132 | 158 | 1,148 | 1,438 | 1,67,422 |
| Sultanpur ... | 5,591 | 6,291 | 1,123 | 13,005 | 96 | 100 | 3,690 | 3,886 | ... | ... | ... | ... | 16,891 |
| Bara Banki ... | 5,757 | 5,355 | 3,140 | 14,252 | 109 | 246 | 4,238 | 4,593 | ... | ... | 52 | 53 | 18,897 |
| Total ... | 2,34,263 | 2,45,687 | 97,085 | 5,77,035 | 2,338 | 5,043 | 2,31,729 | 2,39,609 | 316 | 415 | 1,755 | 2,486 | 8,19,130 |

STATEMENT No. XXI.

Showing numbers employed on works, relieved as dependants or fed in kitchens on the last Saturday of each month, on works under the Public Works department—(concluded).

| Month. | Workers. | | | | Dependants in receipt of cash allowances. | | | | Number of dependants fed. | | | | Grand Total. | |
|--------------------------|---------------|---------------|---------------|-----------------|---|------------|---------------|---------------|---------------------------|-----------|--------------|--------------|-----------------|--------|
| | Men. | Women. | Children. | Total. | Men. | Women. | Children. | Total. | Men. | Women. | Children. | Total. | | |
| 1 | 2 | 3 | 4 | 5 | 6 | 7 | 8 | 9 | 10 | 11 | 12 | 13 | 14 | |
| 27th June 1908. | | | | | | | | | | | | | | |
| Muttra ... | 680 | 945 | 613 | 2,238 | ... | ... | ... | ... | ... | ... | ... | ... | ... | 2,238 |
| Banda ... | 1,204 | 2,407 | 507 | 4,118 | 5 | 15 | 1,735 | 1,755 | 6 | 10 | 858 | 374 | 7 | 6,247 |
| Hamirpur ... | 1,823 | 4,672 | 1,043 | 7,538 | ... | ... | 773 | 773 | 3 | 4 | ... | ... | ... | 8,318 |
| Allahabad ... | 2,583 | 3,946 | 736 | 7,670 | ... | 47 | 857 | 904 | 20 | 27 | 2,232 | 2,279 | 3 | 10,853 |
| Jhansi ... | 104 | 181 | 35 | 320 | ... | ... | ... | ... | 3 | ... | ... | ... | ... | 323 |
| Jalaun ... | 12,897 | 18,509 | 5,824 | 37,230 | ... | ... | ... | ... | 6 | 4 | 3 | 13 | ... | 37,243 |
| Mirzapur ... | 8,421 | 8,724 | 591 | 17,726 | ... | ... | ... | ... | ... | ... | ... | ... | ... | 17,726 |
| Basti ... | ... | ... | ... | ... | 28 | 62 | 2,272 | 2,362 | ... | ... | ... | ... | ... | 2,362 |
| Sitapur ... | 1,026 | 1,208 | 473 | 2,707 | 1 | 2 | 22 | 25 | 1 | 2 | 1 | 4 | ... | 2,736 |
| Hardoi ... | 1,093 | 1,246 | 275 | 2,614 | ... | ... | ... | ... | ... | ... | ... | ... | ... | 2,614 |
| Kheri ... | 2,639 | 2,654 | 626 | 5,919 | 10 | 12 | 1,019 | 1,041 | ... | ... | ... | ... | ... | 6,960 |
| Gonda ... | 1,228 | 2,342 | 469 | 4,039 | 31 | 29 | 1,785 | 1,845 | 7 | 4 | 7 | 18 | ... | 5,902 |
| Bahraich ... | 19,726 | 29,857 | 10,059 | 59,642 | 39 | 57 | 2,041 | 2,187 | 27 | 10 | 4 | 41 | ... | 61,820 |
| Total ... | 53,892 | 76,691 | 21,241 | 1,51,761 | 114 | 224 | 10,504 | 10,842 | 73 | 61 | 2,605 | 2,739 | 1,65,342 | |
| 25th July 1908. | | | | | | | | | | | | | | |
| Banda ... | ... | ... | ... | ... | 10 | 25 | 391 | 426 | 2 | 6 | 98 | 106 | ... | 532 |
| Mirzapur ... | 854 | 1,837 | 159 | 2,850 | ... | ... | ... | ... | ... | ... | ... | ... | ... | 2,850 |
| Sitapur ... | 1,033 | 1,270 | 475 | 2,778 | ... | 1 | ... | 1 | ... | ... | ... | ... | ... | 2,779 |
| Kheri ... | 1,129 | 1,235 | 210 | 2,574 | 6 | 2 | 304 | 312 | ... | ... | ... | ... | ... | 2,886 |
| Gonda ... | 7 | ... | ... | 7 | ... | ... | ... | ... | ... | ... | ... | ... | ... | 7 |
| Bahraich ... | 10,478 | 17,672 | 5,409 | 33,559 | 3 | 4 | ... | 7 | 8 | 1 | 1 | 10 | ... | 33,576 |
| Total ... | 13,501 | 22,014 | 6,253 | 41,768 | 19 | 32 | 695 | 746 | 10 | 7 | 99 | 116 | 42,630 | |
| 29th August 1908. | | | | | | | | | | | | | | |
| Sitapur ... | 1,185 | 1,435 | 588 | 3,208 | ... | ... | 237 | 237 | ... | ... | ... | ... | ... | 3,445 |
| Kheri ... | 856 | 894 | 180 | 2,030 | ... | ... | ... | ... | ... | ... | ... | ... | ... | 2,030 |
| Bahraich ... | 5,128 | 8,921 | 2,651 | 16,700 | 1 | ... | 2 | 3 | 3 | 1 | 4 | 8 | ... | 16,711 |
| Total ... | 7,269 | 11,250 | 3,419 | 21,938 | 1 | ... | 239 | 240 | 3 | 1 | 4 | 8 | 22,186 | |

STATEMENT

Showing the number of persons relieved on works under the control of civil officers, in

| Month. | Number on test works. | | | | Workers on civil works. | | | | Dependants on civil works. | | | | Number on aided village works. | | | |
|----------------------------|-----------------------|--------|-----------|--------|-------------------------|--------|-----------|--------|----------------------------|--------|-----------|--------|--------------------------------|--------|-----------|--------|
| | Men. | Women. | Children. | Total. | Men. | Women. | Children. | Total. | Men. | Women. | Children. | Total. | Men. | Women. | Children. | Total. |
| 1 | 2 | 3 | 4 | 5 | 6 | 7 | 8 | 9 | 10 | 11 | 12 | 13 | 14 | 15 | 16 | 17 |
| 30th November 1907. | | | | | | | | | | | | | | | | |
| Banda | 492 | 462 | 91 | 1,045 | ... | ... | ... | ... | ... | ... | ... | ... | ... | ... | ... | ... |
| Allahabad | 694 | 564 | 89 | 1,351 | ... | ... | ... | ... | ... | ... | ... | ... | ... | ... | ... | ... |
| Mirzapur | 41 | 59 | ... | 100 | 36 | 32 | ... | 68 | ... | ... | ... | ... | ... | ... | ... | ... |
| Hardoi | ... | ... | ... | ... | ... | ... | ... | ... | ... | ... | ... | ... | ... | ... | ... | ... |
| Kheri | ... | ... | ... | ... | ... | ... | ... | ... | ... | ... | ... | ... | ... | ... | ... | ... |
| Bahraich | ... | ... | ... | ... | ... | ... | ... | ... | ... | ... | ... | ... | ... | ... | ... | ... |
| Total | 1,231 | 1,085 | 180 | 2,496 | 36 | 32 | ... | 68 | ... | ... | ... | ... | ... | ... | ... | ... |
| 28th December 1907. | | | | | | | | | | | | | | | | |
| Muttra | 286 | 279 | 266 | 831 | ... | ... | ... | ... | ... | ... | ... | ... | ... | ... | ... | ... |
| Etawah | ... | ... | ... | ... | ... | ... | ... | ... | ... | ... | ... | ... | ... | ... | ... | ... |
| Bijnor | ... | ... | ... | ... | ... | ... | ... | ... | ... | ... | ... | ... | ... | ... | ... | ... |
| Fatehpur | ... | ... | ... | ... | ... | ... | ... | ... | ... | ... | ... | ... | ... | ... | ... | ... |
| Banda | 851 | 823 | 208 | 1,882 | ... | ... | ... | ... | ... | ... | ... | ... | ... | ... | ... | ... |
| Hamirpur | 172 | 254 | 118 | 544 | ... | ... | ... | ... | ... | ... | ... | ... | ... | ... | ... | ... |
| Allahabad | ... | ... | ... | ... | ... | ... | ... | ... | ... | ... | ... | ... | ... | ... | ... | ... |
| Jhansi | 17 | 7 | 5 | 29 | ... | ... | ... | ... | ... | ... | ... | ... | ... | ... | ... | ... |
| Jalaun | ... | ... | ... | ... | ... | ... | ... | ... | ... | ... | ... | ... | 22 | 17 | 6 | 45 |
| Benares | ... | ... | ... | ... | ... | ... | ... | ... | ... | ... | ... | ... | ... | ... | ... | ... |
| Mirzapur | ... | ... | ... | ... | 1,032 | 967 | 148 | 2,147 | ... | ... | ... | ... | ... | ... | ... | ... |
| Jaunpur | 251 | 405 | 196 | 852 | ... | ... | ... | ... | ... | ... | ... | ... | ... | ... | ... | ... |
| Ghasipur | 82 | 54 | 34 | 170 | ... | ... | ... | ... | ... | ... | ... | ... | ... | ... | ... | ... |
| Family Do- | 216 | 178 | 45 | 439 | ... | ... | ... | ... | ... | ... | ... | ... | ... | ... | ... | ... |
| mains. | ... | ... | ... | ... | ... | ... | ... | ... | ... | ... | ... | ... | ... | ... | ... | ... |
| Almora | 348 | 62 | 144 | 554 | ... | ... | ... | ... | ... | ... | ... | ... | ... | ... | ... | ... |
| Unao | ... | ... | ... | ... | ... | ... | ... | ... | ... | ... | ... | ... | ... | ... | ... | ... |
| Sitapur | 1,074 | 701 | 763 | 2,538 | ... | ... | ... | ... | ... | ... | ... | ... | ... | ... | ... | ... |
| Hardoi | 308 | 250 | 68 | 626 | ... | ... | ... | ... | ... | ... | ... | ... | ... | ... | ... | ... |
| Kheri | 739 | 631 | 312 | 1,732 | ... | ... | ... | ... | ... | ... | ... | ... | ... | ... | ... | ... |
| Gonda | ... | ... | ... | ... | ... | ... | ... | ... | ... | ... | ... | ... | ... | ... | ... | ... |
| Bahraich | ... | ... | ... | ... | ... | ... | ... | ... | ... | ... | ... | ... | ... | ... | ... | ... |
| Bara Banki | ... | ... | ... | ... | ... | ... | ... | ... | ... | ... | ... | ... | ... | ... | ... | ... |
| Total | 4,394 | 3,644 | 2,159 | 10,197 | 1,032 | 967 | 148 | 2,147 | ... | ... | ... | ... | 22 | 17 | 6 | 45 |
| 25th January 1908. | | | | | | | | | | | | | | | | |
| Muttra | ... | ... | ... | ... | ... | ... | ... | ... | ... | ... | ... | ... | ... | ... | ... | ... |
| Agra | 548 | 505 | 318 | 1,369 | ... | ... | ... | ... | ... | ... | ... | ... | ... | ... | ... | ... |
| Farrukhabad | ... | ... | ... | ... | ... | ... | ... | ... | ... | ... | ... | ... | ... | ... | ... | ... |
| Mainpuri | ... | ... | ... | ... | ... | ... | ... | ... | ... | ... | ... | ... | ... | ... | ... | ... |
| Etawah | ... | ... | ... | ... | ... | ... | ... | ... | ... | ... | ... | ... | ... | ... | ... | ... |
| Etah | 85 | 56 | 33 | 179 | ... | ... | ... | ... | ... | ... | ... | ... | ... | ... | ... | ... |
| Bareilly | ... | ... | ... | ... | ... | ... | ... | ... | ... | ... | ... | ... | ... | ... | ... | ... |
| Bijnor | ... | ... | ... | ... | ... | ... | ... | ... | ... | ... | ... | ... | ... | ... | ... | ... |
| Budaun | ... | ... | ... | ... | ... | ... | ... | ... | ... | ... | ... | ... | ... | ... | ... | ... |
| Moradabad | ... | ... | ... | ... | ... | ... | ... | ... | ... | ... | ... | ... | ... | ... | ... | ... |
| Shahjahanpur | ... | ... | ... | ... | ... | ... | ... | ... | ... | ... | ... | ... | ... | ... | ... | ... |
| Pilibhit | ... | ... | ... | ... | ... | ... | ... | ... | ... | ... | ... | ... | ... | ... | ... | ... |
| Cawnpore | ... | ... | ... | ... | ... | ... | ... | ... | ... | ... | ... | ... | ... | ... | ... | ... |
| Fatehpur | 252 | 346 | 99 | 697 | ... | ... | ... | ... | ... | ... | ... | ... | 78 | 153 | 41 | 272 |
| Banda | ... | ... | ... | ... | ... | ... | ... | ... | ... | ... | ... | ... | 107 | 105 | 41 | 230 |
| Hamirpur | 387 | 547 | 237 | 1,171 | ... | ... | ... | ... | ... | ... | ... | ... | ... | ... | 18 | ... |
| Allahabad | ... | ... | ... | ... | ... | ... | ... | ... | ... | ... | ... | ... | ... | ... | ... | ... |
| Jhansi | 117 | 100 | 54 | 271 | ... | ... | ... | ... | ... | ... | ... | ... | ... | ... | ... | ... |
| Jalaun | ... | ... | ... | ... | ... | ... | ... | ... | ... | ... | ... | ... | 244 | 184 | 94 | 622 |
| Benares | ... | ... | ... | ... | ... | ... | ... | ... | ... | ... | ... | ... | ... | ... | ... | ... |
| Mirzapur | ... | ... | ... | ... | 8,602 | 9,660 | 1,950 | 20,212 | ... | ... | ... | ... | ... | ... | ... | ... |
| Jaunpur | ... | ... | ... | ... | ... | ... | ... | ... | ... | ... | ... | ... | ... | ... | ... | ... |
| Ghasipur | 34 | 35 | 18 | 87 | ... | ... | ... | ... | ... | ... | ... | ... | ... | ... | ... | ... |
| Bellia | ... | ... | ... | ... | ... | ... | ... | ... | ... | ... | ... | ... | ... | ... | ... | ... |
| Family Do- | ... | ... | ... | ... | 768 | 663 | 149 | 1,679 | ... | ... | ... | ... | ... | ... | ... | ... |
| mains. | ... | ... | ... | ... | ... | ... | ... | ... | ... | ... | ... | ... | ... | ... | ... | ... |
| Basti | ... | ... | ... | ... | ... | ... | ... | ... | ... | ... | ... | ... | 1,719 | 1,409 | 702 | 3,830 |
| Azamgarh | ... | ... | ... | ... | ... | ... | ... | ... | ... | ... | ... | ... | 583 | 272 | 22 | 827 |
| Almora | 517 | 89 | 229 | 835 | ... | ... | ... | ... | ... | ... | ... | ... | ... | ... | ... | ... |
| Lucknow | ... | ... | ... | ... | ... | ... | ... | ... | ... | ... | ... | ... | 50 | 30 | 24 | 104 |
| Unao | 267 | 165 | 113 | 545 | ... | ... | ... | ... | ... | ... | ... | ... | ... | ... | ... | ... |
| Sitapur | ... | ... | ... | ... | ... | ... | ... | ... | ... | ... | ... | ... | ... | ... | ... | ... |
| Hardoi | ... | ... | ... | ... | ... | ... | ... | ... | ... | ... | ... | ... | ... | ... | ... | ... |
| Kheri | 314 | 203 | 59 | 576 | ... | ... | ... | ... | ... | ... | ... | ... | ... | ... | ... | ... |
| Fyzabad | 3,358 | ... | ... | 3,358 | ... | ... | ... | ... | ... | ... | ... | ... | ... | ... | ... | ... |
| Gonda | ... | ... | ... | ... | ... | ... | ... | ... | ... | ... | ... | ... | ... | ... | ... | ... |
| Bahraich | ... | ... | ... | ... | ... | ... | ... | ... | ... | ... | ... | ... | ... | ... | ... | ... |
| Sultanpur | 698 | 515 | 164 | 1,377 | ... | ... | ... | ... | ... | ... | ... | ... | 200 | 206 | 18 | 424 |
| Bara Banki | 1,099 | 454 | 392 | 1,945 | ... | ... | ... | ... | ... | ... | ... | ... | ... | ... | ... | ... |
| Total | 7,674 | 3,015 | 1,721 | 12,410 | 9,370 | 10,322 | 2,099 | 21,791 | ... | ... | ... | ... | 2,281 | 2,359 | 919 | 6,209 |

No. XXII.

poorhouses and under other provisions of the Famine Code on the last Saturday of each month.

| Number of weavers relieved. | | | | Number in poorhouses. | | | | Number relieved otherwise. | | | | Total of columns 5, 9, 13, 17, 21, 25, and 29. | Grand total including public works department figures. | Percentage of number relieved to total population of district. |
|-----------------------------|--------|-----------|--------|-----------------------|--------|-----------|--------|----------------------------|----------|-----------|----------|--|--|--|
| Men. | Women. | Children. | Total. | Men. | Women. | Children. | Total. | Men. | Women. | Children. | Total. | | | |
| 18 | 19 | 20 | 21 | 22 | 23 | 24 | 25 | 26 | 27 | 28 | 29 | 30 | 31 | 32 |
| ... | ... | ... | ... | ... | ... | ... | ... | ... | ... | ... | ... | 1,045 | 1,045 | .17 |
| ... | ... | ... | ... | ... | ... | ... | ... | ... | ... | ... | ... | 1,351 | 1,351 | .09 |
| ... | ... | ... | ... | ... | ... | ... | ... | ... | ... | ... | ... | 168 | 1,345 | .19 |
| ... | ... | ... | ... | 49 | 28 | 12 | 89 | ... | ... | ... | ... | 89 | 89 | .008 |
| ... | ... | ... | ... | 10 | 8 | 1 | 14 | ... | ... | ... | ... | 14 | 14 | .0025 |
| ... | ... | ... | ... | 47 | 26 | 22 | 95 | ... | ... | ... | ... | 95 | 95 | .19 |
| ... | ... | ... | ... | 106 | 57 | 35 | 198 | ... | ... | ... | ... | 2,762 | 3,939 | ... |
| ... | ... | ... | ... | 25 | 11 | 9 | 45 | 427 | 808 | 275 | 1,510 | 2,386 | 3,217 | .31 |
| ... | ... | ... | ... | ... | ... | ... | ... | 567 | 1,377 | 396 | 2,340 | 2,340 | 2,340 | .29 |
| ... | ... | ... | ... | ... | ... | ... | ... | ... | ... | ... | 3 | 3 | 3 | .0004 |
| ... | ... | ... | ... | ... | ... | ... | ... | 27 | 66 | 11 | 104 | 104 | 104 | .015 |
| ... | ... | ... | ... | ... | ... | ... | ... | 27 | 133 | 19 | 179 | 2,061 | 2,061 | .33 |
| ... | ... | ... | ... | ... | ... | ... | ... | ... | ... | ... | ... | 544 | 544 | .12 |
| ... | ... | ... | ... | ... | ... | ... | ... | 843 | 1,990 | 319 | 3,152 | 3,152 | 17,644 | 1.1 |
| ... | ... | ... | ... | 16 | 2 | 1 | 19 | 354 | 997 | 356 | 1,707 | 1,755 | 1,755 | .28 |
| ... | ... | ... | ... | 30 | 20 | 10 | 60 | ... | ... | ... | ... | 105 | 9,832 | 2.45 |
| ... | ... | ... | ... | ... | ... | ... | ... | 663 | 1,790 | 338 | 2,791 | 2,791 | 2,791 | .32 |
| ... | ... | ... | ... | ... | ... | ... | ... | 83 | 273 | 70 | 426 | 2,573 | 8,544 | 1.2 |
| ... | ... | ... | ... | 6 | 2 | 1 | 9 | ... | ... | ... | ... | 861 | 861 | .07 |
| ... | ... | ... | ... | ... | ... | ... | ... | ... | ... | ... | ... | 170 | 170 | .02 |
| ... | ... | ... | ... | ... | ... | ... | ... | ... | ... | ... | ... | 439 | 439 | .1 |
| ... | ... | ... | ... | ... | ... | ... | ... | ... | ... | ... | ... | 554 | 554 | .11 |
| ... | ... | ... | ... | 12 | 6 | 2 | 20 | ... | ... | ... | ... | 20 | 20 | .002 |
| ... | ... | ... | ... | ... | ... | ... | ... | 19 | 38 | 1 | 58 | 2,596 | 2,596 | .22 |
| ... | ... | ... | ... | 93 | 49 | 27 | 169 | ... | ... | ... | ... | 795 | 1,421 | .07 |
| ... | ... | ... | ... | 39 | 24 | 10 | 73 | ... | ... | ... | ... | 1,805 | 1,805 | .19 |
| ... | ... | ... | ... | 68 | 37 | 38 | 143 | 1,371 | 4,491 | 788 | 6,650 | 6,793 | 21,370 | 1.52 |
| ... | ... | ... | ... | 141 | 100 | 102 | 343 | 1,356 | 4,267 | 890 | 6,513 | 6,856 | 16,068 | 1.53 |
| ... | ... | ... | ... | 84 | 52 | 20 | 156 | ... | ... | ... | ... | 156 | 156 | .001 |
| ... | ... | ... | ... | 504 | 303 | 220 | 1,027 | 6,737 | 16,230 | 3,463 | 25,433 | 38,859 | 94,295 | ... |
| ... | ... | ... | ... | 61 | 37 | 47 | 145 | 476 | 955 | 394 | 1,825 | 1,970 | 9,537 | 1.2 |
| ... | ... | ... | ... | 14 | 6 | 11 | 31 | 2,075 | 6,164 | 1,601 | 9,840 | 11,240 | 11,240 | 1.05 |
| ... | ... | ... | ... | 30 | 8 | 7 | 45 | ... | ... | ... | ... | 45 | 45 | .004 |
| ... | ... | ... | ... | ... | ... | ... | ... | 431 | 875 | 174 | 1,480 | 1,480 | 1,480 | .17 |
| ... | ... | ... | ... | 52 | 53 | 64 | 169 | 1,423 | 3,506 | 1,682 | 6,611 | 6,780 | 10,403 | 1.28 |
| ... | ... | ... | ... | ... | ... | ... | ... | 141 | 310 | 21 | 472 | 651 | 651 | .07 |
| ... | ... | ... | ... | ... | ... | ... | ... | 348 | 1,526 | 525 | 2,399 | 2,399 | 2,399 | .23 |
| ... | ... | ... | ... | ... | ... | ... | ... | 184 | 770 | 141 | 1,095 | 1,095 | 1,095 | .14 |
| ... | ... | ... | ... | ... | ... | ... | ... | 196 | 312 | 31 | 539 | 539 | 539 | .05 |
| ... | ... | ... | ... | ... | ... | ... | ... | 259 | 1,017 | 163 | 1,439 | 1,439 | 1,439 | .12 |
| ... | ... | ... | ... | ... | ... | ... | ... | 286 | 1,054 | 296 | 1,636 | 1,636 | 1,636 | .17 |
| ... | ... | ... | ... | ... | ... | ... | ... | 20 | 46 | 12 | 78 | 78 | 78 | .017 |
| ... | ... | ... | ... | 29 | 13 | 16 | 58 | 361 | 1,088 | 217 | 1,666 | 1,724 | 1,724 | .137 |
| ... | ... | ... | ... | 10 | 4 | 2 | 16 | 247 | 726 | 110 | 1,083 | 2,068 | 2,068 | .301 |
| ... | ... | ... | ... | 53 | 45 | 28 | 126 | 1,145 | 2,904 | 604 | 4,653 | 5,009 | 36,773 | 5.83 |
| ... | ... | ... | ... | 6 | ... | ... | 6 | 1,195 | 3,441 | 588 | 5,224 | 6,401 | 6,401 | 1.40 |
| ... | ... | ... | ... | 63 | 40 | 59 | 162 | 3,069 | 11,047 | 2,171 | 16,887 | 17,049 | 54,894 | 3.6 |
| ... | ... | ... | 102 | 26 | 24 | 22 | 72 | 1,308 | 3,226 | 1,081 | 5,665 | 6,010 | 6,010 | .97 |
| ... | ... | ... | ... | 69 | 35 | 21 | 125 | 771 | 1,690 | 467 | 2,928 | 3,575 | 49,489 | 12.38 |
| ... | ... | ... | ... | ... | ... | ... | ... | 1,240 | 3,035 | 543 | 4,818 | 4,818 | 4,818 | .55 |
| ... | ... | ... | ... | 16 | 9 | 10 | 35 | 4,470 | 8,071 | 4,070 | 16,511 | 36,858 | 52,962 | 7.4 |
| ... | ... | ... | ... | 40 | 34 | 23 | 106 | 633 | 1,672 | 345 | 2,650 | 2,756 | 11,941 | .99 |
| ... | ... | ... | ... | 23 | 19 | 9 | 51 | 221 | 927 | 110 | 1,258 | 1,396 | 1,396 | .15 |
| ... | ... | ... | ... | ... | ... | ... | ... | 40 | 91 | 8 | 139 | 139 | 139 | .01 |
| ... | ... | ... | ... | ... | ... | ... | ... | 149 | 186 | 66 | 401 | 1,980 | 1,980 | .4 |
| ... | ... | ... | ... | 161 | 156 | 132 | 449 | 1,011 | 2,657 | 860 | 4,528 | 8,807 | 8,807 | .47 |
| ... | ... | ... | ... | 7 | 7 | 6 | 20 | 451 | 1,030 | 60 | 1,541 | 2,388 | 2,388 | .15 |
| ... | ... | ... | ... | ... | ... | ... | ... | 112 | 158 | 60 | 330 | 1,165 | 1,165 | .25 |
| ... | ... | ... | ... | 47 | 18 | 38 | 103 | 765 | 3,458 | 316 | 4,539 | 4,746 | 4,746 | .58 |
| ... | ... | ... | ... | 64 | 13 | 9 | 86 | 609 | 1,583 | 244 | 2,436 | 3,067 | 3,067 | .31 |
| ... | ... | ... | ... | 6 | 3 | 10 | 19 | 2,416 | 5,402 | 1,759 | 9,577 | 9,596 | 27,741 | 2.3 |
| ... | ... | ... | ... | 62 | 45 | 51 | 158 | 402 | 664 | 64 | 1,130 | 1,864 | 2,440 | .17 |
| ... | ... | ... | ... | 63 | 46 | 18 | 127 | 1,552 | 3,589 | 1,059 | 6,300 | 6,427 | 26,676 | 2.94 |
| ... | ... | ... | ... | 139 | 75 | 69 | 283 | 3,140 | 9,326 | 1,527 | 14,593 | 18,234 | 18,234 | 1.51 |
| ... | ... | ... | ... | 131 | 95 | 101 | 327 | 1,533 | 5,132 | 1,028 | 7,693 | 8,020 | 66,268 | 4.72 |
| ... | ... | ... | ... | 297 | 238 | 227 | 762 | 2,136 | 6,510 | 2,032 | 10,678 | 11,440 | 60,293 | 5.73 |
| ... | ... | ... | ... | 100 | 91 | 50 | 241 | 1,395 | 4,928 | 147 | 6,470 | 8,512 | 8,512 | .72 |
| ... | ... | ... | ... | 234 | 165 | 123 | 542 | 659 | 1,557 | 79 | 2,295 | 4,782 | 4,782 | .41 |
| ... | ... | ... | 102 | 1,832 | 1,279 | 1,153 | 4,264 | 37,569 | 1,01,233 | 24,605 | 1,63,407 | 2,08,133 | 5,06,256 | ... |

No. XXII.

under other provisions of the Famine Code on the last Saturday of each month—(continued).

| Number of weavers relieved. | | | | Number in poorhouses. | | | | Number relieved otherwise. | | | | Total of columns 6, 9, 13, 17, 21, 25, and 29. | Grand total, including public works department figures. | Percentage of number relieved to total population of district. |
|-----------------------------|--------|-----------|--------|-----------------------|--------|-----------|--------|----------------------------|----------|-----------|----------|--|---|--|
| Men. | Women. | Children. | Total. | Men. | Women. | Children. | Total. | Men. | Women. | Children. | Total. | | | |
| 18 | 19 | 20 | 21 | 22 | 23 | 24 | 25 | 26 | 27 | 28 | 29 | 30 | 31 | 32 |
| ... | ... | ... | ... | ... | ... | ... | ... | 92 | 154 | 87 | 333 | 936 | 936 | ·52 |
| ... | ... | ... | ... | ... | ... | ... | ... | 2,864 | 3,629 | 1,758 | 8,251 | 10,963 | 13,201 | 1·7 |
| ... | ... | ... | ... | ... | ... | ... | ... | 767 | 3,338 | 967 | 5,072 | 6,075 | 6,075 | ·57 |
| ... | ... | ... | ... | 10 | 13 | 26 | 49 | 664 | 1,920 | 960 | 3,544 | 4,748 | 4,748 | ·58 |
| ... | ... | ... | ... | ... | ... | ... | ... | 234 | 489 | 185 | 908 | 1,943 | 1,943 | ·17 |
| 28 | 29 | 30 | 87 | ... | ... | ... | ... | 449 | 1,208 | 276 | 1,933 | 2,471 | 2,471 | ·32 |
| ... | ... | ... | ... | ... | ... | ... | ... | 325 | 792 | 449 | 1,566 | 2,326 | 2,326 | ·22 |
| ... | ... | ... | ... | ... | ... | ... | ... | 69 | 330 | 81 | 430 | 430 | 430 | ·04 |
| ... | ... | ... | ... | ... | ... | ... | ... | 261 | 1,008 | 244 | 1,513 | 2,812 | 2,812 | ·30 |
| ... | ... | ... | ... | ... | ... | ... | ... | 98 | 343 | 61 | 502 | 502 | 502 | ·107 |
| ... | ... | ... | ... | 28 | 22 | 22 | 72 | 1,201 | 760 | 193 | 2,154 | 2,361 | 2,361 | ·183 |
| ... | ... | ... | ... | ... | ... | ... | ... | 407 | 1,185 | 702 | 2,244 | 4,041 | 4,041 | ·588 |
| ... | ... | ... | ... | 34 | 48 | 48 | 130 | 6,298 | 15,090 | 36,865 | 57,753 | 1,05,639 | 1,11,936 | 17·74 |
| ... | ... | ... | ... | 14 | 15 | 15 | 44 | 2,855 | 6,421 | 4,836 | 14,112 | 19,271 | 27,589 | 6·02 |
| ... | ... | ... | ... | 148 | 160 | 201 | 509 | 4,091 | 13,971 | 13,217 | 31,279 | 54,391 | 65,244 | 3·6 |
| 44 | 47 | 49 | 140 | 41 | 46 | 40 | 127 | 2,333 | 5,982 | 2,033 | 10,848 | 17,732 | 18,115 | 2·94 |
| ... | ... | ... | ... | 15 | 12 | 20 | 47 | 3,254 | 9,166 | 13,641 | 26,061 | 28,400 | 63,733 | 16·44 |
| ... | ... | ... | ... | ... | ... | ... | ... | 830 | 2,539 | 214 | 3,583 | 4,009 | 4,009 | ·45 |
| ... | ... | ... | ... | 29 | 17 | 50 | 96 | 5,658 | 18,245 | 21,666 | 45,569 | 93,217 | 1,10,943 | 15·7 |
| 28 | 40 | 33 | 101 | 3 | 2 | 2 | 7 | 1,219 | 3,699 | 1,063 | 5,981 | 28,267 | 28,267 | 2·35 |
| ... | ... | ... | ... | ... | ... | ... | ... | 99 | 329 | 64 | 492 | 1,368 | 1,368 | ·15 |
| ... | ... | ... | ... | ... | ... | ... | ... | ... | ... | ... | ... | 606 | 606 | ·06 |
| ... | ... | ... | ... | ... | ... | ... | ... | 975 | 2,860 | 3,341 | 7,176 | 15,084 | 15,084 | 3·4 |
| ... | ... | ... | ... | 69 | 106 | 88 | 263 | 2,844 | 9,429 | 8,143 | 20,416 | 27,679 | 30,041 | 1·62 |
| ... | ... | ... | ... | ... | ... | ... | ... | 187 | 425 | 43 | 655 | 2,634 | 2,634 | ·17 |
| ... | ... | ... | ... | ... | ... | ... | ... | 347 | 528 | 484 | 1,359 | 3,665 | 3,665 | ·78 |
| ... | ... | ... | ... | ... | ... | ... | ... | 363 | 1,003 | 631 | 1,997 | 3,419 | 3,419 | ·08 |
| ... | ... | ... | ... | 4 | ... | 2 | 6 | 882 | 4,440 | 438 | 5,760 | 6,453 | 6,453 | ·81 |
| ... | ... | ... | ... | ... | ... | ... | ... | ... | ... | ... | ... | 301 | 301 | ·03 |
| ... | ... | ... | ... | ... | ... | ... | ... | 405 | 1,160 | 59 | 1,624 | 3,084 | 3,084 | ·30 |
| ... | ... | ... | ... | 60 | 67 | 90 | 237 | 7,710 | 13,601 | 11,518 | 32,829 | 40,759 | 43,495 | 3·7 |
| ... | ... | ... | ... | 19 | 11 | 23 | 53 | 2,962 | 2,602 | 556 | 6,120 | 17,454 | 20,068 | 1·83 |
| ... | ... | ... | ... | 48 | 29 | 30 | 107 | 7,552 | 12,746 | 6,863 | 27,161 | 54,655 | 61,615 | 6·80 |
| ... | ... | ... | ... | 13 | 4 | 9 | 26 | 684 | 2,305 | 379 | 3,368 | 4,682 | 4,682 | ·38 |
| 142 | 135 | 126 | 403 | 73 | 93 | 107 | 273 | 5,233 | 10,481 | 7,252 | 22,966 | 34,638 | 40,540 | 2·89 |
| ... | ... | ... | ... | 178 | 178 | 167 | 523 | 10,468 | 27,594 | 24,015 | 62,077 | 63,193 | 125,013 | 11·89 |
| ... | ... | ... | ... | 45 | 43 | 24 | 112 | 887 | 3,001 | 335 | 4,223 | 4,599 | 4,599 | ·42 |
| 551 | 52 | 47 | 950 | 30 | 21 | 25 | 76 | 3,452 | 6,598 | 1,091 | 11,141 | 56,322 | 56,322 | 4·77 |
| 303 | 303 | 285 | 1,681 | 881 | 887 | 989 | 2,757 | 79,519 | 1,89,321 | 1,64,160 | 4,33,000 | 7,31,329 | 8,96,671 | ... |
| ... | ... | ... | ... | ... | ... | ... | ... | 109 | 179 | 109 | 388 | 575 | 575 | ·34 |
| ... | ... | ... | ... | ... | ... | ... | ... | 2,668 | 3,651 | 1,740 | 8,059 | 8,059 | 8,059 | 1 |
| ... | ... | ... | ... | ... | ... | ... | ... | 416 | 1,256 | 662 | 2,334 | 2,395 | 2,395 | ·29 |
| ... | ... | ... | ... | ... | ... | ... | ... | 167 | 182 | 41 | 390 | 390 | 390 | ·03 |
| 9 | 12 | 14 | 35 | 10 | 4 | 9 | 23 | 304 | 725 | 192 | 1,221 | 1,244 | 1,244 | ·099 |
| ... | ... | ... | ... | ... | ... | ... | ... | 900 | 865 | 574 | 1,739 | 1,944 | 1,944 | ·283 |
| ... | ... | ... | ... | 18 | 35 | 38 | 91 | 5,593 | 14,300 | 20,713 | 40,606 | 43,352 | 43,884 | 6·95 |
| ... | ... | ... | ... | 13 | 17 | 21 | 51 | 3,012 | 7,049 | 5,313 | 15,374 | 15,928 | 15,928 | 3·47 |
| ... | ... | ... | ... | 49 | 43 | 62 | 154 | 2,502 | 8,583 | 5,959 | 17,044 | 18,209 | 18,209 | 1·2 |
| 44 | 47 | 49 | 140 | 47 | 87 | 29 | 113 | 3,030 | 6,242 | 2,232 | 11,504 | 12,767 | 12,767 | 2·07 |
| ... | ... | ... | ... | 33 | 25 | 81 | 139 | 6,298 | 25,793 | 35,761 | 67,852 | 76,355 | 79,205 | 11·2 |
| ... | ... | ... | ... | 1 | 2 | 2 | 5 | 1,315 | 4,123 | 1,401 | 6,839 | 25,398 | 25,398 | 2·11 |
| ... | ... | ... | ... | ... | ... | ... | ... | ... | ... | ... | ... | 506 | 506 | ·05 |
| ... | ... | ... | ... | ... | ... | ... | ... | 973 | 2,317 | 2,892 | 6,182 | 9,660 | 9,660 | 2·2 |
| ... | ... | ... | ... | 91 | 138 | 103 | 332 | 3,364 | 11,421 | 10,829 | 25,614 | 27,041 | 27,041 | 1·46 |
| ... | ... | ... | ... | ... | ... | ... | ... | 201 | 472 | 43 | 716 | 716 | 716 | ·05 |
| ... | ... | ... | ... | ... | ... | ... | ... | 352 | 604 | 533 | 1,389 | 2,922 | 2,922 | ·63 |
| ... | ... | ... | ... | ... | ... | ... | ... | 448 | 1,264 | 1,202 | 2,914 | 3,360 | 3,360 | ·03 |
| ... | ... | ... | ... | ... | ... | ... | ... | 564 | 3,405 | 171 | 4,140 | 4,472 | 4,472 | ·56 |
| ... | ... | ... | ... | 61 | 44 | 53 | 158 | 8,238 | 15,715 | 15,920 | 39,873 | 48,324 | 51,103 | 4·3 |
| ... | ... | ... | ... | 11 | 5 | 11 | 27 | 3,532 | 4,257 | 1,595 | 9,384 | 11,187 | 11,187 | 1·03 |
| ... | ... | ... | ... | 47 | 31 | 38 | 116 | 9,946 | 23,422 | 23,917 | 57,185 | 81,351 | 84,237 | 9·30 |
| ... | ... | ... | ... | 18 | 7 | 16 | 41 | 572 | 1,934 | 294 | 2,800 | 3,266 | 3,266 | ·27 |
| 141 | 135 | 126 | 402 | 84 | 91 | 108 | 283 | 9,223 | 20,499 | 17,173 | 46,895 | 49,841 | 49,841 | 3·55 |
| ... | ... | ... | ... | 151 | 163 | 176 | 490 | 15,216 | 52,106 | 69,175 | 1,36,497 | 1,37,381 | 1,70,957 | 16·26 |
| ... | ... | ... | ... | 14 | 31 | 7 | 54 | 824 | 2,823 | 304 | 3,951 | 4,005 | 4,005 | ·36 |
| 518 | 52 | 47 | 947 | 19 | 23 | 29 | 71 | 3,552 | 7,451 | 1,215 | 12,218 | 22,622 | 22,622 | 1·93 |
| 1,042 | 246 | 236 | 1,524 | 669 | 696 | 783 | 2,148 | 82,610 | 2,20,538 | 2,19,960 | 5,23,108 | 6,13,220 | 6,55,850 | ... |

No. XXII.

and under other provisions of the Famine Code on the last Saturday of each month—(concluded).

| Number of weavers relieved. | | | | Number in poorhouses. | | | | Number relieved otherwise. | | | | Total of columns 5, 9, 18, 17, 21, 25, and 29. | Grand total, including public works department figures. | Percentage of number relieved to total population of district. |
|-----------------------------|--------|-----------|--------|-----------------------|--------|-----------|--------|----------------------------|---------|-----------|---------|--|---|--|
| Men. | Women. | Children. | Total. | Men. | Women. | Children. | Total. | Men. | Women. | Children. | Total. | | | |
| 18 | 19 | 20 | 21 | 22 | 23 | 24 | 25 | 26 | 27 | 28 | 29 | 30 | 31 | 32 |
| ... | ... | ... | ... | ... | ... | ... | ... | ... | ... | ... | ... | 78 | 76 | ·04 |
| ... | ... | ... | ... | 29 | 18 | 77 | 124 | 6,039 | 15,299 | 8,944 | 30,282 | 32,899 | 32,899 | 4·7 |
| ... | ... | ... | ... | ... | ... | ... | ... | 1,182 | 3,627 | 1,329 | 6,088 | 10,164 | 10,164 | ·84 |
| ... | ... | ... | ... | ... | ... | ... | ... | 997 | 2,520 | 689 | 4,206 | 4,206 | 4,206 | 1·2 |
| ... | ... | ... | ... | ... | ... | ... | ... | 201 | 472 | 48 | 716 | 716 | 716 | ·05 |
| ... | ... | ... | ... | ... | ... | ... | ... | 268 | 419 | 447 | 1,134 | 2,141 | 2,141 | ·45 |
| ... | ... | ... | ... | ... | ... | ... | ... | 323 | 1,640 | 48 | 2,011 | 2,011 | 2,011 | ·25 |
| ... | ... | ... | ... | 52 | 47 | 49 | 148 | 6,178 | 9,499 | 9,559 | 25,281 | 26,942 | 80,387 | 2·6 |
| ... | ... | ... | ... | 56 | 40 | 44 | 140 | 11,296 | 27,634 | 34,193 | 73,123 | 91,372 | 93,402 | 10·31 |
| ... | ... | ... | ... | 76 | 80 | 80 | 236 | 14,081 | 28,482 | 32,039 | 74,662 | 75,055 | 75,055 | 5·35 |
| ... | ... | ... | ... | 150 | 164 | 186 | 500 | 6,238 | 10,762 | 10,864 | 27,864 | 29,119 | 45,830 | 4·36 |
| ... | ... | ... | ... | 363 | 349 | 436 | 1,148 | 46,748 | 100,354 | 98,215 | 245,317 | 274,701 | 296,887 | ... |
| ... | ... | ... | ... | ... | ... | ... | ... | 5,061 | 11,608 | 5,600 | 22,269 | 22,269 | 22,269 | 3·15 |
| ... | ... | ... | ... | ... | ... | ... | ... | 5,061 | 11,608 | 5,600 | 22,269 | 22,269 | 22,269 | ... |

STATEMENT No. XXIII.

Statement showing expenditure incurred in the Civil department in connection with famine relief operations, United Provinces, for the period from December 1907 to August 1908.

| District. | Month. | Village works Non-departmental or Civil. | Expenditure on gratuitous relief. | | | | Miscellaneous expenditure. | | | Other miscellaneous expenditure. | | | |
|-----------|----------------|--|-----------------------------------|--------------------------------|----------------------|--------|--------------------------------|--------------|--------|----------------------------------|---|-----|--------|
| | | | In Government institutions. | Given at the houses of people. | Given in other ways. | Total. | On advances for village works. | Other items. | Total. | Salaries and establishments. | Relief to people employed otherwise than on relief works. | ... | Total. |
| Agra | December 1907. | ... | ... | 3,000 | ... | 3,000 | ... | ... | ... | 29 | ... | ... | 29 |
| Jhansi | " | ... | ... | ... | 1,126 | 1,126 | ... | ... | ... | ... | ... | ... | ... |
| Jalaun | " | ... | ... | ... | ... | ... | 1,480 | ... | 1,480 | ... | ... | ... | ... |
| Benares | " | ... | ... | 4,435 | ... | 4,435 | ... | ... | ... | ... | ... | ... | ... |
| Mirzapur | " | 1,689 | ... | ... | ... | ... | ... | ... | ... | 769 | ... | ... | 769 |
| Naini Tal | " | ... | ... | ... | ... | ... | ... | ... | ... | 3,445 | ... | ... | 3,445 |
| Lucknow | " | ... | ... | 1,400 | ... | 1,400 | ... | 293 | 293 | ... | ... | ... | ... |
| Gonda | " | ... | 725 | 6,476 | 323 | 7,524 | ... | ... | ... | 82 | ... | ... | 82 |
| Bahra ch | " | ... | 559 | 2,708 | ... | 3,267 | ... | 9 | 9 | 158 | ... | ... | 158 |
| Total | ... | 1,689 | 1,284 | 18,019 | 1,449 | 20,752 | 1,430 | 302 | 1,782 | 4,483 | ... | ... | 4,483 |

STATEMENT No. XXIII—(continued).

Showing expenditure incurred in the Civil department in connection with famine relief operations.
United Provinces, for the period from December 1907 to August 1908.

| District. | Month. | Village works Non-departmental or Civil. | Expenditure on gratuitous relief. | | | | Miscellaneous expenditure. | | | Other miscellaneous expenditure. | | | |
|--------------|---------------|--|-----------------------------------|--------------------------------|----------------------|----------|--------------------------------|--------------|--------|----------------------------------|---|--------|--------|
| | | | In Government institutions. | Given at the houses of people. | Given in other ways. | Total. | On advances for village works. | Other items. | Total. | Salaries and establishment. | Relief to people employed otherwise than on relief works. | Total. | |
| Muttra | January 1908. | ... | 1,174 | 3,536 | ... | 4,710 | ... | ... | ... | 208 | ... | ... | 208 |
| Agra | " | ... | 124 | 6,789 | ... | 6,913 | 5,000 | 2,000 | 7,000 | 470 | ... | ... | 470 |
| Malnपुर | " | ... | ... | ... | 200 | 200 | 500 | ... | ... | ... | ... | ... | ... |
| Etawah | " | 5,500 | 2,301 | 10,939 | 20 | 13,260 | ... | ... | 500 | ... | ... | ... | ... |
| Bareilly | " | ... | 650 | 1,704 | ... | 2,354 | ... | ... | ... | 11 | ... | ... | 11 |
| Bijnor | " | ... | ... | 287 | ... | 287 | ... | ... | ... | ... | ... | ... | ... |
| Budaun | " | ... | ... | 221 | ... | 221 | ... | ... | ... | ... | ... | ... | ... |
| Moradabad | " | ... | ... | 1,193 | ... | 1,193 | ... | ... | ... | ... | ... | ... | ... |
| Shahjahanpur | " | ... | ... | 1,252 | ... | 1,252 | ... | ... | ... | ... | ... | ... | ... |
| Pilibhit | " | ... | ... | 27 | ... | 27 | ... | ... | ... | ... | ... | ... | ... |
| Cawnpore | " | ... | 80 | 1,885 | ... | 1,915 | ... | ... | ... | ... | ... | ... | ... |
| Fatehpur | " | ... | 98 | 927 | ... | 1,025 | 1,940 | ... | 1,940 | 9 | ... | ... | ... |
| Banda | " | ... | 5,221 | 5,513 | 2 | 10,736 | ... | 83 | 83 | 253 | ... | ... | 253 |
| Hamirpur | " | ... | 1,028 | ... | ... | 1,028 | ... | 588 | 588 | 301 | ... | ... | 301 |
| Allahabad | " | ... | 2,058 | 17,811 | 100 | 19,969 | ... | ... | ... | 11,432 | ... | ... | 11,432 |
| Jhansi | " | ... | 898 | 7,843 | 678 | 8,063 | ... | 195 | 195 | 127 | 543 | ... | 670 |
| Jalaun | " | ... | 1,523 | 1,697 | 10 | 3,230 | 5,303 | 8,013 | 13,316 | 604 | ... | ... | 604 |
| Benares | " | ... | 766 | 5,811 | 2 | 6,579 | ... | ... | ... | 172 | ... | ... | 172 |
| Mirzapur | " | 38,951 | 1,893 | 32,395 | 71 | 34,359 | ... | 1,671 | 1,671 | 2,112 | ... | ... | 2,112 |
| Jaunpur | " | ... | 108 | 234 | 27 | 369 | ... | ... | ... | 324 | ... | ... | 324 |
| Ghasipur | " | ... | 692 | 1,752 | ... | 2,354 | 3,250 | ... | 3,250 | 92 | ... | ... | 92 |
| Ballia | " | ... | ... | 79 | ... | 79 | ... | ... | ... | ... | ... | ... | ... |
| Basti | " | ... | 3,081 | 4,396 | 24 | 7,451 | ... | ... | ... | 79 | ... | ... | 79 |
| Asamgarh | " | ... | 339 | 344 | ... | 683 | 10,044 | ... | 10,044 | 74 | ... | ... | 74 |
| Naini Tal | " | ... | ... | ... | ... | ... | ... | ... | ... | 3,776 | ... | ... | 3,776 |
| Lucknow | " | 22 | 347 | 18,100 | 15 | 18,462 | 206 | 176 | 382 | 737 | ... | ... | 737 |
| Unao | " | 909 | 635 | 3,432 | 17 | 4,084 | ... | 952 | 952 | 195 | ... | ... | 195 |
| Rae Bareli | " | ... | ... | ... | ... | ... | ... | ... | ... | 110 | ... | ... | 110 |
| Sitapur | " | ... | 967 | 10,494 | ... | 11,461 | ... | ... | ... | 1,969 | ... | ... | 1,969 |
| Hardoi | " | ... | 3,203 | 237 | ... | 3,440 | ... | ... | ... | 224 | 2,076 | ... | 2,300 |
| Kheri | " | 8,800 | 458 | 7,432 | 7 | 7,897 | 5,000 | ... | 5,000 | 601 | ... | ... | 601 |
| Fyzabad | " | ... | 4,434 | 12,354 | ... | 16,788 | ... | 858 | 358 | 386 | ... | ... | 386 |
| Gonda | " | ... | 2,258 | 15,079 | 45 | 17,382 | 7,768 | ... | 7,768 | 483 | ... | ... | 483 |
| Bahraich | " | ... | 1,911 | 15,086 | 10 | 17,007 | ... | 143 | 143 | 363 | ... | ... | 363 |
| Sultanpur | " | ... | 187 | 5,353 | ... | 5,540 | 9,968 | ... | 9,968 | 217 | ... | ... | 217 |
| Bara Banki | " | ... | 893 | 507 | 51 | 1,451 | ... | ... | ... | 23 | ... | ... | 23 |
| Total | ... | 54,182 | 37,137 | 1,94,709 | -77 | 2,31,769 | 48,979 | 14,179 | 63,158 | 25,352 | 2,619 | ... | 27,917 |

STATEMENT No. XXIII—(continued).

Showing expenditure incurred in the Civil department in connection with famine relief operations, United Provinces, for the period from December 1907 to August 1908.

| District. | Month. | Village works Non-departmental or Civil. | Expenditure on gratuitous relief. | | | | Miscellaneous expenditure | | | Other Miscellaneous expenditure. | | | |
|--------------|----------------|--|-----------------------------------|--------------------------------|----------------------|----------|--------------------------------|--------------|----------|----------------------------------|---|-----|--------|
| | | | In Government institutions | Given at the houses of people. | Given in other ways. | Total. | On advances for village works. | Other items. | Total. | Salaries and establishment. | Relief to people employed otherwise than on relief works. | ... | Total. |
| Dehra Dun | February 1908. | ... | ... | ... | ... | ... | ... | ... | 30 | ... | ... | ... | 30 |
| Muttra | " | ... | 1,934 | 6,451 | 14 | 8,399 | 2,000 | ... | 2,000 | 5 | 445 | ... | 450 |
| Agra | " | 46 | 1,139 | 36,536 | ... | 37,675 | 10,000 | -1987 | 8,013 | 640 | 1,000 | ... | 1,640 |
| Farrukhabad | " | ... | 743 | 48 | 52 | 843 | ... | 3 | 3 | 42 | ... | ... | 42 |
| Meerut | " | ... | ... | 4,267 | 203 | 4,470 | ... | ... | ... | ... | ... | ... | ... |
| Etawah | " | ... | 792 | 16,707 | 3 | 17,502 | 594 | 11 | 605 | 915 | ... | ... | 915 |
| Etah | " | ... | 1,813 | ... | ... | 1,813 | ... | 3 | 3 | 33 | ... | ... | 33 |
| Bareilly | " | 18 | 377 | 5,667 | ... | 6,044 | 1,850 | ... | 1,850 | 14 | ... | ... | 14 |
| Bijnor | " | ... | 240 | 2,659 | 2 | 2,901 | ... | 1,000 | 1,000 | ... | ... | ... | ... |
| Budaun | " | ... | ... | 2,177 | ... | 2,177 | 550 | 609 | 1,159 | ... | ... | ... | ... |
| Moohadabad | " | 507 | ... | 2,444 | ... | 2,444 | ... | ... | ... | ... | ... | ... | ... |
| Shahjahanpur | " | ... | 10 | 3,393 | ... | 3,403 | ... | 11 | 11 | ... | ... | ... | ... |
| Pilibhit | " | ... | ... | 496 | ... | 496 | ... | ... | ... | ... | ... | ... | ... |
| Cawnpore | " | ... | 432 | 3,992 | 4 | 4,428 | 2,976 | ... | 2,976 | 70 | 85 | ... | 155 |
| Fatehpur | " | ... | 325 | 5,322 | 8 | 5,655 | 4,926 | 757 | 5,683 | 127 | ... | ... | 127 |
| Banda | " | ... | 4,061 | 20,953 | 8 | 25,022 | 487 | 30,253 | 30,740 | 846 | ... | ... | 846 |
| Hamirpur | " | ... | 81 | 14,307 | 2 | 14,390 | ... | ... | ... | 1,050 | ... | ... | 1,050 |
| Allahabad | " | ... | 3,784 | 44,746 | 157 | 48,687 | ... | 54 | 54 | 460 | ... | ... | 460 |
| Jhansi | " | ... | 594 | 15,112 | -516 | 15,190 | 3,429 | 2 | 3,431 | 1,319 | 1,543 | ... | 2,862 |
| Jaloun | " | ... | 5,666 | 10,170 | 9 | 15,845 | 2,699 | 1,678 | 4,377 | 1,316 | ... | ... | 1,316 |
| Benares | " | ... | ... | 11,028 | 1 | 11,029 | 3,684 | ... | 3,684 | ... | ... | ... | ... |
| Mirzapur | " | 98,127 | 2,050 | 52,443 | 3 | 54,496 | 5,000 | 27,518 | 32,518 | 4,458 | ... | ... | 4,458 |
| Jaunpur | " | 217 | 532 | 7,764 | 6 | 8,702 | 3,053 | ... | 3,053 | 1,544 | ... | ... | 1,544 |
| Ghazipur | " | 19 | 404 | 5,948 | 4 | 6,356 | 7,900 | ... | 7,900 | 164 | ... | ... | 164 |
| Ballia | " | ... | ... | 2,319 | ... | 2,319 | 6,481 | ... | 6,481 | 53 | ... | ... | 53 |
| Basti | " | ... | 1,371 | 22,492 | 49 | 23,912 | ... | ... | ... | 711 | ... | ... | 711 |
| Azangarb | " | ... | 610 | 4,347 | ... | 4,957 | 14,810 | 81 | 14,891 | 402 | ... | ... | 402 |
| Naini Tal | " | ... | ... | ... | ... | ... | ... | ... | ... | 3,514 | ... | ... | 3,514 |
| Almorah | " | ... | ... | 796 | 39 | 835 | ... | 2,554 | 2,554 | 3 | ... | ... | 3 |
| Lucknow | " | ... | ... | 17,768 | ... | 17,768 | ... | ... | ... | 1,105 | ... | ... | 1,105 |
| Unao | " | 539 | 824 | 9,327 | 2 | 10,153 | 4,364 | 1,534 | 5,898 | 941 | ... | ... | 941 |
| Rae Bareilly | " | ... | ... | 19,892 | ... | 19,892 | ... | ... | ... | 297 | ... | ... | 297 |
| Sitapur | " | 140 | 982 | 27,140 | ... | 28,122 | ... | ... | ... | 1,847 | ... | ... | 1,847 |
| Hardoi | " | ... | 1,338 | 9,001 | ... | 10,339 | 2,896 | ... | 2,896 | 1,589 | 3,392 | ... | 4,981 |
| Kheri | " | ... | 430 | 16,283 | 4 | 16,717 | 15,460 | ... | 15,460 | 1,690 | 182 | ... | 1,872 |
| Fyzabad | " | ... | 2,422 | 25,559 | 3 | 27,984 | 6,343 | 33 | 6,376 | 1,650 | ... | ... | 1,650 |
| Gonda | " | ... | 854 | 20,955 | 8 | 21,817 | 10,941 | ... | 10,941 | 1,473 | ... | ... | 1,473 |
| Bahraich | " | ... | 5,703 | 32,947 | 10 | 38,660 | 291 | 51 | 342 | 1,253 | ... | ... | 1,253 |
| Sultanpur | " | ... | 1,283 | 23,624 | 14 | 24,921 | 11,567 | ... | 11,567 | 289 | ... | ... | 289 |
| Bara Banki | " | ... | 4,287 | 9,351 | 60 | 13,698 | 20,000 | ... | 20,000 | 1,446 | ... | ... | 1,446 |
| Total | ... | 99,613 | 45,480 | 5,14,431 | -149 | 5,60,069 | 1,42,300 | 64,165 | 2,06,465 | 31,294 | 6,647 | ... | 37,941 |

STATEMENT No. XXIII—(continued).

Showing expenditure incurred in the Civil department in connection with famine relief operations,
United Provinces, for the period from December 1907 to August 1908.

| District. | Month | Village works Non-departmental or Civil. | Expenditure on gratuitous relief | | | | Miscellaneous expenditure. | | | Other miscellaneous expenditure. | | | |
|----------------------------|-------------|--|----------------------------------|--------------------------------|----------------------|----------|--------------------------------|--------------|----------|----------------------------------|---|---|-------------------|
| | | | In Government institutions. | Given at the houses of people. | Given in other ways. | Total. | On advances for village works. | Other items. | Total. | Salaries and establishment. | People employed otherwise than on relief works. | Adjustment of freight of fodder for the protection of cattle. | Total. |
| Dehra Dun ... | March 1908. | 6,655 | ... | 685 | ... | 685 | 3,958 | ... | 3,958 | 205 | ... | ... | 205 |
| Muttra ... | " | ... | 912 | 13,714 | ... | 14,626 | 1,400 | 708 | 2,108 | 1,680 | ... | ... | 1,680 |
| Agra ... | " | ... | 3,264 | 41,864 | ... | 44,628 | 6,299 | 109 | 6,408 | 2,231 | —491 | ... | 1,740 |
| Farrukhabad ... | " | ... | 701 | 8,487 | 106 | 9,294 | ... | 1 | 1 | 67 | ... | ... | 67 |
| Mainpuri ... | " | ... | ... | 5,489 | 200 | 5,689 | ... | 57 | 57 | ... | ... | ... | ... |
| Etawah ... | " | 2,000 | 568 | 31,895 | 8 | 32,471 | 1,829 | 231 | 2,060 | 1,598 | ... | ... | 1,598 |
| Etab ... | " | ... | 12 | 990 | ... | 1,002 | ... | 59 | 59 | 7 | ... | ... | 7 |
| Bareilly ... | " | 226 | 224 | 10,193 | 2 | 10,419 | 8,510 | ... | 8,510 | —48 | ... | ... | —48 |
| Bijnor ... | " | 23 | 1,042 | 5,481 | 1 | 6,524 | 800 | —860 | —60 | 104 | ... | ... | 104 |
| Budaun ... | " | ... | ... | 13,751 | ... | 13,751 | ... | ... | ... | ... | ... | ... | ... |
| Moradabad ... | " | ... | ... | 3,010 | ... | 3,010 | ... | ... | ... | ... | ... | ... | ... |
| Shahjahanpur ... | " | ... | 7,508 | ... | ... | 7,508 | 4,390 | 60 | 4,450 | 953 | ... | ... | 953 |
| Pilibhit ... | " | ... | ... | 1,062 | ... | 1,062 | ... | ... | ... | ... | ... | ... | ... |
| Cawnpore ... | " | ... | 972 | 9,214 | 2 | 10,188 | ... | ... | ... | 488 | ... | ... | 488 |
| Fatehpur ... | " | ... | 61 | 20,253 | 5 | 20,319 | 967 | ... | 967 | 1,385 | —85 | ... | 1,300 |
| Banda ... | " | 2,600 | —1,568 | 32,680 | 14 | 31,226 | 47,311 | 2,277 | 49,588 | 6,100 | ... | ... | 6,100 |
| Hamirpur ... | " | ... | 1,650 | 16,001 | 6 | 17,657 | 9,076 | 5,936 | 15,012 | 1,773 | —25 | ... | 1,752 |
| Allahabad ... | " | ... | 3,884 | 47,270 | 24 | 51,178 | 28,899 | ... | 28,899 | 29,261 | ... | ... | 29,261 |
| Jhansi ... | " | ... | —1,606 | 13,869 | 2 | 12,265 | 17,578 | 904 | 18,582 | 1,855 | 7,133 | ... | 8,988 |
| Jalaun ... | " | ... | —1,902 | 13,699 | 2 | 11,699 | 2,077 | 11,079 | 13,156 | 2,831 | ... | ... | 2,831 |
| Benares ... | " | ... | ... | 15,745 | 3 | 15,748 | 6,910 | ... | 6,910 | 427 | ... | ... | 427 |
| Mirzapur ... | " | 1,75,552 | 863 | 92,081 | 16 | 92,960 | 84,766 | —25,628 | 59,138 | 8,033 | ... | ... | 9,709 |
| Jaunpur ... | " | ... | 265 | 19,195 | 6 | 19,466 | 29,324 | 79 | 29,403 | 2,532 | 109 | ... | 2,641 |
| Ghazipur ... | " | 1,026 | 859 | 7,992 | ... | 8,851 | 4,535 | ... | 4,535 | 1,354 | ... | ... | 1,354 |
| Ballia ... | " | 702 | ... | 6,419 | 17 | 6,436 | 3,870 | ... | 3,870 | 64 | ... | ... | 64 |
| Gorakhpur ... | " | ... | ... | ... | 1,002 | 1,002 | ... | 18 | 18 | 455 | ... | 379 | 834 |
| Basti ... | " | ... | 1,383 | 12,907 | 40 | 14,330 | ... | 49,636 | 49,636 | 134 | ... | ... | 134 |
| Azamgarh ... | " | ... | 5,533 | ... | ... | 5,533 | 15,344 | 114 | 15,458 | 1,021 | ... | ... | 1,021 |
| Naini Tal ... | " | ... | ... | 1,000 | ... | 1,000 | ... | ... | ... | 3,473 | ... | ... | 3,473 |
| Almora ... | " | 7,842 | ... | 1,825 | 205 | 2,030 | 800 | —2,500 | —1,700 | 52 | ... | ... | 52 |
| Lucknow ... | " | ... | 1,053 | —6,368 | 68 | —5,247 | 9,665 | 3,536 | 13,201 | 2,452 | ... | 1,672 | 4,124 |
| Unao ... | " | 6,403 | 412 | 14,895 | 53 | 15,360 | —348 | 575 | 227 | 726 | ... | ... | 726 |
| Rae Bareli ... | " | ... | ... | 32,669 | ... | 32,669 | 2,100 | 97 | 2,197 | 2,159 | ... | ... | 2,159 |
| Sitapur ... | " | —3,899 | 1,416 | 36,635 | 135 | 38,186 | ... | 70 | 70 | 4,942 | ... | ... | 4,942 |
| Hardoi ... | " | ... | 550 | 26,189 | ... | 26,730 | 43,614 | 529 | 44,143 | 3,443 | —2,076 | ... | 1,367 |
| Kheri ... | " | —4,324 | 3,692 | 39,491 | 4 | 43,187 | 18,188 | ... | 18,188 | 5,200 | 123 | ... | +246 } 5,077 } |
| Fyzabad ... | " | ... | 3,253 | 29,362 | 8 | 32,623 | 11,326 | 133 | 11,459 | 3,783 | ... | ... | 3,783 |
| Gonda ... | " | 3,294 | 1,925 | 28,599 | ... | 30,524 | 24,942 | 117 | 25,059 | 6,568 | ... | ... | 7,842 |
| Bahraich ... | " | ... | 6,135 | 89,576 | ... | 95,711 | 247 | 39 | 286 | 4,549 | ... | ... | 4,549 |
| Sultanpur ... | " | 5,570 | 5,689 | 27,348 | 20 | 33,057 | 13,406 | ... | 13,406 | 1,563 | ... | ... | 1,563 |
| Partabgarh ... | " | ... | ... | ... | ... | ... | ... | 160 | 160 | ... | ... | ... | ... |
| Bara Banki ... | " | ... | 2,351 | 31,971 | 94 | 34,416 | 30,000 | ... | 30,000 | 2,575 | 2,964 | ... | 5,539 |
| East Indian Railway. | " | ... | ... | ... | ... | ... | (a) 13,436 | ... | 13,436 | ... | ... | ... | ... |
| Forest Department. | " | ... | ... | ... | ... | ... | (a) 46,235 | ... | 46,235 | ... | ... | ... | ... |
| Exchange Account Abstract. | " | ... | ... | ... | ... | ... | (b) 7,454 | ... | 7,454 | (a) 533 | ... | ... | 533 |
| Total ... | ... | 2,03,670 | 51,101 | 7,96,488 | 2,043 | 8,49,632 | 4,31,883 | 1,14,681 | 5,46,564 | 1,09,487 | 7,652 | 2,051 | 1,19,190 |

(a) District details of these are not available.

Bengal North-Western Railway ... 3,469
 East Indian Railway ... 3,165
 North-Western State Railway ... 282
 Oudh and Rohilkhand Railway ... 539

(b) Total ... 7,454

STATEMENT No. XXIII—(continued).

Showing expenditure incurred in the Civil department in connection with famins relief operations, United Provinces, for the period from December 1907 to August 1908,

| District. | Month. | Village works Non-departmental or Civil. | Expenditure on gratuitous relief. | | | | Miscellaneous expenditure. | | | Other miscellaneous expenditure. | | | |
|------------------|-------------|--|-----------------------------------|--------------------------------|----------------------|----------|--------------------------------|--------------|----------|----------------------------------|---|-----|--------|
| | | | In Government institutions. | Given at the houses of people. | Given in other ways. | Total. | On advances for village works. | Other items. | Total. | Salaries and establishment. | Relief to people employed otherwise than on relief works. | ... | Total. |
| Dehra Dun ... | April 1908, | 2,021 | ... | ... | ... | ... | 80 | ... | 80 | 118 | ... | ... | 118 |
| Muttra ... | " | ... | 667 | 13,293 | ... | 13,960 | -1,400 | 657 | -743 | 1,156 | ... | ... | 1,156 |
| Agra ... | " | 81 | ... | 29,549 | ... | 29,549 | ... | -1,012 | -1,012 | 2,861 | 4,140 | ... | 6,001 |
| Farrukhabad ... | " | ... | -711 | 8,720 | 86 | 8,095 | ... | 4 | 4 | 68 | ... | ... | 68 |
| Mainpuri ... | " | ... | 550 | 1,669 | 208 | 2,427 | ... | 32 | 32 | ... | ... | ... | ... |
| Etawah ... | " | ... | 452 | 17,126 | 3 | 17,581 | 806 | 5 | 811 | 1,241 | ... | ... | 1,241 |
| Etah ... | " | ... | ... | 1,766 | ... | 1,766 | ... | ... | ... | ... | ... | ... | ... |
| Bareilly ... | " | ... | 27 | 7,282 | ... | 7,309 | 3,360 | ... | 3,360 | ... | ... | ... | ... |
| Bijnor ... | " | 80 | 8 | 3,745 | ... | 3,753 | ... | -348 | -348 | 66 | ... | ... | 66 |
| Budaun ... | " | ... | ... | 4,350 | ... | 4,350 | 1,921 | 2 | 1,923 | 18 | ... | ... | 18 |
| Moradabad ... | " | ... | ... | 1,804 | ... | 1,804 | ... | ... | ... | ... | ... | ... | ... |
| Shahjahanpur ... | " | ... | 115 | 3,371 | ... | 3,486 | ... | 27 | 27 | 962 | ... | ... | 962 |
| Pilibhit ... | " | ... | ... | 784 | ... | 784 | ... | ... | ... | ... | ... | ... | ... |
| Cawnpore ... | " | ... | 182 | 2,784 | ... | 2,916 | ... | -10 | -10 | 372 | ... | ... | 372 |
| Fatehpur ... | " | ... | 98 | 25,419 | 2 | 25,519 | 3,030 | 30 | 3,060 | 1,516 | ... | ... | 1,516 |
| Banda ... | " | 8,990 | 129 | 26,864 | 10 | 27,003 | 26,556 | 2,422 | 28,978 | 3,934 | 160 | ... | 4,094 |
| Hamirpur ... | " | ... | 164 | 10,481 | 1 | 10,646 | 11,818 | 8,749 | 20,567 | 1,477 | -686 | ... | 791 |
| Allahabad ... | " | ... | 782 | 23,349 | 10 | 24,141 | 289 | 49 | 318 | 3,140 | ... | ... | 3,140 |
| Jhansi ... | " | ... | 264 | 17,461 | 2 | 17,727 | 19,489 | 147 | 19,636 | 2,027 | 1,585 | ... | 3,612 |
| Jalaun ... | " | ... | -270 | 11,510 | 1 | 11,241 | 3,637 | 308 | 4,145 | 2,342 | ... | ... | 2,342 |
| Benares ... | " | ... | ... | 11,682 | 1 | 11,683 | 2,400 | ... | 2,400 | 72 | ... | ... | 72 |
| Mirzapur ... | " | 1,16,728 | 1,000 | 70,940 | 26 | 71,966 | 36,402 | 100 | 37,502 | 5,939 | ... | ... | 5,939 |
| Jannpur ... | " | ... | 831 | 7,256 | ... | 7,587 | 14,119 | 7 | 14,126 | 1,140 | ... | ... | 1,140 |
| Ghazipur ... | " | ... | 254 | 4,465 | ... | 4,719 | 993 | ... | 993 | 1,155 | ... | ... | 1,155 |
| Ballia ... | " | ... | ... | 3,256 | ... | 3,256 | 2,334 | ... | 2,334 | 112 | ... | ... | 112 |
| Basti ... | " | ... | 912 | 7,779 | 31 | 8,723 | 8,598 | ... | 8,598 | 1,111 | ... | ... | 1,111 |
| Amargarh ... | " | ... | ... | 1,242 | ... | 1,242 | 10,096 | 27 | 10,123 | 544 | ... | ... | 544 |
| Naini Tal ... | " | ... | ... | ... | ... | ... | ... | ... | ... | 4,289 | ... | ... | 4,289 |
| Almora ... | " | ... | ... | 3,268 | ... | 3,268 | ... | 10 | 10 | 34 | ... | ... | 34 |
| Lucknow ... | " | ... | 338 | 12,714 | 24 | 13,076 | 502 | ... | 502 | 1,834 | ... | ... | 1,834 |
| Unao ... | " | 845 | 269 | 9,413 | ... | 9,682 | 56 | 509 | 565 | 2,912 | ... | ... | 2,912 |
| Rae Bareilly ... | " | ... | 755 | 17,185 | 22 | 17,962 | 5,676 | ... | 5,676 | 1,146 | ... | ... | 1,146 |
| Sitapur ... | " | ... | 1,010 | 32,119 | 14 | 33,143 | 8,524 | ... | 8,524 | 10,164 | ... | ... | 10,164 |
| Hardoi ... | " | ... | 184 | 19,278 | ... | 19,462 | 7,576 | 80 | 7,656 | 2,365 | ... | ... | 2,365 |
| Kheri ... | " | ... | 418 | 42,421 | 4 | 42,843 | 3,113 | 1,512 | 4,625 | 3,854 | 83 | ... | 3,937 |
| Fyzabad ... | " | ... | ... | 16,642 | ... | 16,642 | 3,472 | ... | 3,472 | 2,732 | ... | ... | 2,732 |
| Gonda ... | " | ... | 1,591 | 29,850 | 7,243 | 33,184 | 8,055 | ... | 8,055 | 4,572 | ... | ... | 4,572 |
| Bahraich ... | " | ... | 2,418 | 45,068 | 4 | 47,486 | ... | 124 | 124 | 4,236 | ... | ... | 4,236 |
| Sultanpur ... | " | ... | 397 | 14,910 | 3 | 15,309 | 6,381 | ... | 6,381 | 1,789 | ... | ... | 1,789 |
| Bara Banki ... | " | ... | 678 | 25,371 | 87 | 26,586 | ... | ... | ... | 2,687 | 1,943 | ... | 4,630 |
| Total ... | ... | 1,28,695 | 13,007 | 5,81,136 | 7,731 | 6,01,874 | 1,88,568 | 13,431 | 2,01,994 | 72,985 | 7,225 | ... | 80,210 |

STATEMENT No. XXIII—(continued).

Showing expenditure incurred in the Civil department in connection with famine relief operations,
United Provinces, for the period from December 1907 to August 1908.

| District. | Month. | Village works Non-departmental or Civil. | Expenditure on gratuitous relief. | | | Miscellaneous expenditure. | | | Other miscellaneous expenditure. | | | Total. | |
|------------------|-----------|--|-----------------------------------|--------------------------------|----------------------|----------------------------|-------------------------------|--------------|----------------------------------|------------------------------|---|--------|---|
| | | | In Government institutions. | Given at the houses of people. | Given in other ways. | Total | On advances for village works | Other items. | Total. | Salaries and establishments. | Relief to people employed otherwise than on relief works. | | Adjustment of freight of fodder for the protection of cattle. |
| Dehra Dun ... | May 1908. | 3,143 | ... | 343 | ... | 343 | 1,564 | ... | 1,564 | 270 | ... | ... | 270 |
| Muttra ... | " | 3 | 707 | 12,668 | 13 | 13,408 | ... | 28 | 28 | 1,875 | ... | ... | 1,875 |
| Agra ... | " | ... | 21 | 19,032 | -1,291 | 17,762 | 4,000 | 827 | 4,827 | 1,631 | ... | ... | 1,631 |
| Farrukhabad ... | " | ... | -58 | 2,423 | ... | 2,370 | 101 | ... | 101 | ... | ... | ... | ... |
| Mainpuri ... | " | ... | -345 | 3,067 | 8 | 2,725 | ... | 8 | 3 | ... | ... | ... | ... |
| Etawah ... | " | 250 | 199 | 9,503 | 3 | 9,705 | 1,887 | 8 | 1,895 | 1,118 | ... | ... | 1,118 |
| Etah ... | " | ... | ... | 903 | ... | 903 | 397 | -1,100 | -703 | ... | ... | ... | ... |
| Bareilly ... | " | ... | 295 | 4,411 | 1 | 4,707 | 3,430 | 7 | 3,437 | 102 | ... | ... | 102 |
| Bijnor ... | " | 516 | ... | 3,259 | 1 | 3,260 | 1,320 | ... | 1,320 | 122 | 2,158 | ... | 2,280 |
| Budaun ... | " | 628 | ... | 3,457 | ... | 3,457 | 2,709 | 12 | 2,721 | 274 | ... | ... | 274 |
| Moradabad ... | " | ... | ... | 2,003 | ... | 2,003 | ... | 47 | 47 | ... | ... | ... | ... |
| Shahjahanpur ... | " | ... | -256 | 3,189 | ... | 2,933 | 1,468 | ... | 1,468 | 614 | ... | ... | 614 |
| Pilibhit ... | " | ... | ... | 1,208 | ... | 1,208 | ... | ... | ... | ... | ... | ... | ... |
| Cawnpore ... | " | ... | 391 | 4,302 | ... | 4,693 | ... | 7 | 7 | 501 | ... | ... | 501 |
| Fatehpur ... | " | 2,414 | ... | 8,832 | 1 | 8,833 | 1,523 | ... | 1,523 | 1,530 | ... | ... | 1,530 |
| Banda ... | " | 27,929 | 918 | 34,402 | 2 | 36,322 | 88,784 | 436 | 89,220 | 4,454 | 147 | ... | 4,602 |
| Hamirpur ... | " | ... | 160 | 25,601 | -266 | 25,495 | 13,307 | 179 | 13,486 | 1,778 | ... | ... | 1,778 |
| Allahabad ... | " | ... | 1,841 | 19,218 | 9 | 21,068 | 42,618 | 58 | 42,676 | 3,237 | ... | ... | 3,237 |
| Jhansi ... | " | ... | 13 | 17,539 | 3 | 17,555 | 28,117 | -150 | 27,967 | 2,282 | -5,243 | ... | -2,967 |
| Jalaun ... | " | ... | 887 | 20,877 | ... | 21,764 | 2,836 | 809 | 3,645 | 3,115 | ... | ... | 3,115 |
| Benares ... | " | ... | ... | 10,610 | 1 | 10,611 | 4,457 | 2 | 4,459 | 461 | ... | ... | 461 |
| Mirzapur ... | " | 1,56,590 | 823 | 56,629 | 18 | 57,470 | 9,810 | ... | 9,810 | 12,362 | ... | ... | 12,362 |
| Jaunpur ... | " | 9,313 | 249 | 9,443 | 13 | 9,705 | 33,248 | 409 | 33,657 | 1,663 | 32 | ... | 1,695 |
| Ghazipur ... | " | ... | -87 | 1,271 | ... | 1,184 | 7,050 | ... | 7,050 | 667 | ... | ... | 667 |
| Ballia ... | " | ... | ... | 1,020 | ... | 1,020 | 2,913 | 2 | 2,915 | 110 | ... | ... | 110 |
| Gorakhpur ... | " | ... | ... | ... | 250 | 250 | ... | ... | ... | ... | ... | ... | ... |
| Basti ... | " | ... | 516 | 18,241 | 41 | 18,798 | 6,650 | ... | 6,650 | 1,281 | ... | ... | 1,281 |
| Azamgarh ... | " | ... | ... | 1,132 | ... | 1,132 | 11,999 | 90 | 12,089 | 699 | ... | ... | 699 |
| Naini Tal ... | " | ... | ... | ... | ... | ... | ... | ... | ... | 13,032 | ... | ... | 13,032 |
| Almora ... | " | ... | ... | ... | ... | ... | 566 | ... | 566 | 257 | ... | 4,947 | 5,204 |
| Lucknow ... | " | ... | 717 | 19,479 | 20 | 11,216 | 392 | ... | 392 | 1,832 | ... | ... | 1,832 |
| Unao ... | " | 469 | -211 | 7,346 | 6 | 7,141 | 168 | 177 | 345 | 1,583 | ... | ... | 1,583 |
| Rae Bareli ... | " | ... | ... | 7,700 | 2 | 7,702 | 3,330 | ... | 3,330 | 1,055 | ... | ... | 1,055 |
| Sitapur ... | " | 69 | 841 | 28,984 | 3 | 29,828 | 3,717 | -7 | 3,710 | 9,482 | ... | ... | 9,482 |
| Hardoi ... | " | 7,710 | -1,898 | 8,696 | ... | 6,798 | 6,124 | 70 | 6,194 | 2,517 | ... | ... | 2,517 |
| Kheri ... | " | ... | -8 | 39,025 | ... | 39,017 | 12,640 | ... | 12,640 | 3,745 | 116 | ... | 3,861 |
| Fyzabad ... | " | ... | 561 | 9,892 | ... | 10,453 | 6,154 | ... | 6,154 | 2,598 | ... | ... | 2,598 |
| Gonda ... | " | ... | 1,099 | 29,985 | 21 | 31,105 | 80,883 | ... | 80,883 | 4,104 | ... | ... | 4,104 |
| Babraich ... | " | ... | 3,645 | 88,942 | ... | 92,587 | 728 | 229 | 957 | 7,141 | ... | ... | 7,141 |
| Sultanpur ... | " | ... | 561 | 8,365 | 1 | 8,927 | 8,198 | ... | 8,198 | 1,248 | ... | ... | 1,248 |
| Bara Banki ... | " | 3,836 | 478 | 22,275 | 9 | 22,762 | 35,732 | ... | 35,732 | 2,481 | 3,179 | ... | 5,660 |
| Total ... | ... | 2,12,870 | 12,059 | 5,56,297 | -1,136 | 5,67,220 | 4,28,820 | 2,143 | 4,30,963 | 91,221 | 883 | 4,947 | 96,551 |

STATEMENT No. XXIII—(continued).

Showing expenditure incurred in the Civil department in connection with famine relief operations, United Provinces, for the period from December 1907 to August 1908.

| District. | Month. | Village works Non-departmental or Civil. | Expenditure on gratuitous relief. | | | | Miscellaneous expenditure. | | | Other miscellaneous expenditure. | | |
|--------------------|-----------|--|-----------------------------------|--------------------------------|----------------------|----------|--------------------------------|--------------|----------|----------------------------------|---|--------|
| | | | In Government institutions. | Given at the houses of people. | Given in other ways. | Total. | On advances for village works. | Other items. | Total. | Salaries and establishments. | Relief to people employed otherwise than on relief works. | Total. |
| Dehra Dun | June 1908 | 5,866 | ... | 513 | ... | 513 | 1,364 | ... | 1,364 | 259 | ... | 259 |
| Muttra | " | 6,073 | 199 | 12,937 | ... | 12,937 | 280 | 1 | 281 | 6,702 | ... | 6,702 |
| Agra | " | ... | -2 | 10,909 | -2,203 | 8,704 | 9,010 | 83 | 9,093 | 2,491 | ... | 2,491 |
| Etawah | " | 1,287 | 656 | 6,671 | 1 | 7,328 | 992 | 4 | 996 | 454 | ... | 454 |
| Etah | " | ... | ... | 146 | ... | 146 | ... | 176 | 176 | ... | ... | ... |
| Bareilly | " | ... | -27 | 1,954 | 1 | 1,928 | 1,792 | 12 | 1,804 | 214 | ... | 214 |
| Bijnor | " | 5 | ... | 2,143 | ... | 2,143 | 11,840 | ... | 11,840 | 57 | 1,749 | 1,806 |
| Budaun | " | 1,800 | ... | 3,404 | ... | 3,404 | 2,276 | 46 | 2,322 | 300 | 306 | 606 |
| Moradabad | " | ... | ... | 1,814 | ... | 1,814 | ... | ... | ... | ... | ... | ... |
| Shahjahanpur | " | ... | 188 | 2,783 | ... | 2,971 | 890 | 21 | 911 | 348 | ... | 348 |
| Pilibhit | " | ... | ... | 827 | ... | 827 | ... | ... | ... | ... | ... | ... |
| Cawnpore | " | ... | 447 | 3,665 | ... | 4,112 | ... | 14 | 14 | 460 | ... | 460 |
| Fatehpur | " | 3,267 | 426 | 6,111 | 3 | 6,540 | 2,044 | 8 | 2,047 | 1,707 | ... | 1,707 |
| Banda | " | 53,372 | 181 | 49,124 | 13 | 49,318 | 80,516 | 1,969 | 82,484 | 5,016 | -506 | 4,510 |
| Hamirpur | " | 813 | 187 | 20,550 | 6 | 20,743 | 11,150 | 99 | 11,249 | 1,652 | ... | 1,652 |
| Allahabad | " | 4,119 | 2,806 | 33,820 | 14 | 36,640 | 16,857 | 64 | 16,921 | 3,110 | ... | 3,110 |
| Jhansi | " | ... | 519 | 19,072 | 1 | 19,592 | 17,209 | 3,257 | 20,466 | 2,173 | ... | 2,173 |
| Jalaun | " | ... | 295 | 26,744 | 2 | 27,041 | 7,065 | 19 | 7,084 | 2,995 | ... | 2,995 |
| Benares | " | ... | ... | 9,759 | 1 | 9,760 | 7,875 | ... | 7,875 | 51 | ... | 51 |
| Mirzapur | " | 1,73,397 | 917 | 70,560 | 31 | 71,509 | 89,897 | ... | 89,837 | 9,616 | ... | 9,616 |
| Jaunpur | " | 55,004 | -108 | 7,618 | 284 | 7,794 | 14,995 | 1,210 | 16,205 | 3,444 | 238 | 3,682 |
| Ghazipur | " | ... | -20 | 861 | ... | 841 | 1,448 | ... | 1,448 | 212 | ... | 212 |
| Ballia | " | ... | ... | 433 | ... | 433 | 1,790 | 6 | 1,796 | 110 | ... | 110 |
| Gorakhpur | " | ... | ... | ... | 250 | 250 | ... | ... | ... | ... | ... | ... |
| Basti | " | 5,550 | 935 | 1,080 | 14 | 14,375 | 6,157 | ... | 6,157 | 935 | ... | 935 |
| Azamgarh | " | ... | 460 | 1,080 | ... | 1,540 | 12,009 | ... | 12,009 | ... | ... | ... |
| Naini Tal | " | ... | ... | ... | ... | ... | ... | 5 | 5 | 17,844 | ... | 17,844 |
| Almora | " | ... | ... | ... | ... | ... | 700 | 13,754 | 14,454 | 499 | ... | 499 |
| Lucknow | " | ... | 476 | 8,101 | 9 | 8,586 | 4,544 | ... | 4,544 | 591 | ... | 591 |
| Unao | " | 52 | -21 | -582 | 7 | -596 | 1,276 | 167 | 1,443 | 790 | ... | 790 |
| Rae Bareilly | " | ... | ... | 4,185 | 2 | 4,187 | 2,140 | ... | 2,140 | 1,053 | ... | 1,053 |
| Siapur | " | 11,504 | 2,570 | 40,333 | 3 | 42,906 | 8,447 | 7 | 8,454 | 4,002 | ... | 4,002 |
| Hardoi | " | 10,278 | 148 | 12,640 | ... | 12,788 | 6,455 | 306 | 6,761 | 2,011 | ... | 2,011 |
| Kheri | " | 57,556 | 696 | 40,455 | ... | 41,151 | 30,983 | ... | 30,983 | 4,443 | 126 | 4,569 |
| Fyzabad | " | ... | 3 | 6,713 | ... | 6,716 | 5,176 | 74 | 5,250 | 1,361 | ... | 1,361 |
| Gonda | " | 4,990 | 1,797 | 39,830 | 12 | 41,639 | 46,087 | 8 | 46,095 | 3,741 | ... | 3,741 |
| Ehraich | " | ... | 6,002 | 60,209 | ... | 66,211 | ... | 13,364 | 13,364 | 6,069 | ... | 6,069 |
| Sultanpur | " | ... | 318 | 5,519 | ... | 5,840 | 4,028 | 3 | 4,031 | 1,273 | ... | 1,273 |
| Bara Banki | " | 68,264 | 191 | 33,438 | ... | 38,629 | 9,044 | ... | 9,044 | 2,718 | 660 | 3,378 |
| B. N. Railway | " | ... | ... | ... | ... | ... | ... | 60 | 60 | ... | ... | ... |
| N. W. S. Railway | " | ... | ... | ... | ... | ... | ... | 2,867 | 2,867 | ... | ... | ... |
| O. and B. Railway. | " | ... | ... | ... | ... | ... | ... | 1,506 | 1,506 | ... | ... | ... |
| Total | ... | 4,61,197 | 20,289 | 5,57,766 | -1,548 | 4,76,450 | 4,16,270 | 39,105 | 4,55,375 | 88,641 | 2,573 | 91,214 |

STATEMENT No. XXIII—(continued).

Showing expenditure incurred in the Civil department in connection with famine relief operations, United Provinces, for the period from December 1907 to August 1908.

| District. | Month. | Village works Non-departmental or Civil. | Expenditure on gratuitous relief. | | | | Miscellaneous expenditure. | | | Other miscellaneous expenditure. | | Total. |
|------------------|------------|--|-----------------------------------|--------------------------------|----------------------|----------|--------------------------------|--------------|----------|----------------------------------|---|----------|
| | | | In Government Institutions. | Given at the houses of people. | Given in other ways. | Total. | On advances for village works. | Other items. | Total. | Salaries and establishments. | Relief to people employed otherwise than on relief works. | |
| Debra Dun ... | July 1908. | 4,449 | ... | 797 | ... | 797 | 309 | ... | 309 | 304 | ... | 304 |
| Meerut ... | " | ... | ... | ... | ... | ... | ... | 163 | 163 | ... | ... | ... |
| Muttra ... | " | 5,271 | 20 | 11,535 | ... | 11,555 | ... | 43 | 43 | 2,061 | ... | 2,061 |
| Agra ... | " | 283 | ... | 6,283 | 6 | 6,289 | -9,492 | 29 | -9,463 | 1,187 | ... | 1,187 |
| Farrukhabad ... | " | ... | -1,273 | 466 | ... | -827 | ... | ... | ... | ... | ... | ... |
| Etawah ... | " | 400 | 164 | 5,669 | 2 | 5,835 | 237 | 6 | 243 | 652 | ... | 652 |
| Etah ... | " | ... | ... | -33 | ... | -33 | ... | 153 | 153 | ... | ... | ... |
| Bareilly ... | " | ... | ... | 1,397 | 4 | 1,401 | 3,576 | ... | 3,576 | 13 | ... | 13 |
| Bijnor ... | " | 12 | -1,025 | 2,900 | ... | 1,875 | 3,960 | ... | 3,960 | 136 | ... | 136 |
| Budaun ... | " | 1,056 | ... | 3,852 | ... | 3,852 | -5,571 | 105 | -5,466 | 829 | ... | 829 |
| Moradabad ... | " | ... | ... | 504 | ... | 504 | ... | ... | ... | ... | ... | ... |
| Shahjahanpur ... | " | ... | -308 | 809 | 3 | 504 | 878 | 27 | 905 | 264 | ... | 264 |
| Pilibhit ... | " | ... | ... | 168 | ... | 168 | ... | ... | ... | ... | ... | ... |
| Cawnpore ... | " | ... | 180 | 3,141 | ... | 3,321 | ... | 52 | 52 | 464 | ... | 464 |
| Fatehpur ... | " | 2,255 | 52 | 3,620 | 1 | 3,569 | 638 | 43 | 681 | 1,939 | ... | 1,939 |
| Banda ... | " | 63,784 | 117 | 84,679 | 3 | 84,799 | 22,448 | 28,053 | 50,501 | 6,965 | -984 | 5,981 |
| Hamirpur ... | " | ... | 127 | 6,913 | 5 | 7,045 | 3,336 | 312 | 3,648 | 2,115 | -48 | 2,067 |
| Allahabad ... | " | 4,175 | 1,389 | 39,703 | 7 | 41,099 | 3,731 | 540 | 4,271 | 3,920 | ... | 3,920 |
| Jhansi ... | " | ... | -211 | 21,831 | 2 | 21,622 | 3,003 | 6 | 3,008 | 1,776 | ... | 1,776 |
| Jalaua ... | " | ... | -359 | 37,952 | 1 | 37,594 | 1,777 | 321 | 2,098 | 3,161 | ... | 3,161 |
| Benares ... | " | ... | ... | 6,391 | 1 | 6,392 | 1,841 | ... | 1,841 | 25 | ... | 25 |
| Mirzapur ... | " | 79,874 | 665 | 1,44,309 | 104 | 1,45,078 | -1,400 | ... | -1,400 | 10,010 | ... | 10,010 |
| Jaunpur ... | " | 69,833 | 74 | 10,117 | 117 | 10,308 | 17,046 | 7 | 17,053 | 6,222 | ... | 6,222 |
| Ghasipur ... | " | ... | ... | 105 | ... | 105 | 4,998 | ... | 4,998 | 212 | ... | 212 |
| Ballia ... | " | ... | ... | 251 | ... | 251 | 1,702 | ... | 1,702 | 126 | ... | 126 |
| Gorakhpur ... | " | ... | ... | ... | 250 | 250 | ... | ... | ... | ... | ... | ... |
| Basti ... | " | 10,873 | 947 | 37,396 | 16 | 38,359 | 2,460 | ... | 2,460 | 2,653 | ... | 2,653 |
| Azamgarh ... | " | ... | ... | 1,104 | ... | 1,104 | 4,605 | 19 | 4,624 | 361 | ... | 361 |
| Naini Tal ... | " | ... | ... | ... | ... | ... | ... | ... | ... | 29,564 | ... | 29,564 |
| Almora ... | " | ... | ... | ... | ... | ... | 675 | 15,757 | 16,432 | 1,087 | ... | 1,087 |
| Lucknow ... | " | ... | -102 | 5,999 | 9 | 5,826 | 1,095 | 38 | 1,133 | 417 | ... | 417 |
| Unao ... | " | ... | -19 | -162 | 9 | -172 | 871 | 2 | 873 | 18 | ... | 18 |
| Rae Bareilly ... | " | ... | ... | 1,114 | 2 | 1,116 | -13 | ... | -13 | 1,091 | ... | 1,091 |
| Sitapur ... | " | 18,319 | 716 | 57,750 | 9 | 58,475 | 7,482 | ... | 7,482 | 8,135 | ... | 8,135 |
| Hardoi ... | " | 11,176 | 92 | 13,643 | ... | 13,735 | 4,546 | 16 | 4,562 | 4,216 | ... | 4,216 |
| Kheri ... | " | 76,852 | 527 | 75,876 | 2 | 76,405 | 6,874 | ... | 6,874 | 7,910 | 28 | 7,938 |
| Fyzabad ... | " | ... | 126 | 8,145 | ... | 8,271 | 3,013 | 21 | 3,034 | 1,789 | ... | 1,789 |
| Gonda ... | " | 6,628 | 1,478 | 43,723 | ... | 45,201 | 9,787 | ... | 9,787 | 5,603 | ... | 5,603 |
| Bahraich ... | " | 590 | -1,095 | 1,44,845 | 1 | 1,43,251 | ... | 25 | 25 | 5,663 | ... | 5,663 |
| Sultanpur ... | " | ... | 815 | 10,375 | 2 | 10,892 | 6,550 | 27 | 6,577 | 1,576 | ... | 1,576 |
| Bara Banki ... | " | 93,076 | 326 | 24,853 | 8 | 25,187 | 5,000 | ... | 5,000 | 2,388 | 274 | 2,664 |
| Exchange Account | " | ... | ... | ... | ... | ... | ... | (a) 3,104 | 3,104 | (a) 355 | ... | 355 |
| Total | " | 4,43,912 | 2,919 | 8,17,520 | 564 | 8,21,008 | 1,05,962 | 44,868 | 1,54,830 | 1,14,701 | -728 | 1,13,973 |

(a) District details of the Exchange Account figures are not available.

STATEMENT No. XXIII—(continued).

Showing expenditure incurred in the Civil department in connection with famine relief operations,
United Provinces, for the period from December 1907 to August 1908.

| District. | Month. | Village works Non-departmental or Civil. | Expenditure on gratuitous relief. | | | | Miscellaneous expenditure. | | | Other miscellaneous expenditure. | | | |
|------------------|--------------|--|-----------------------------------|--------------------------------|----------------------|----------|--------------------------------|---------------|---------|----------------------------------|---|--------|--------|
| | | | In Government institutions. | Given at the houses of people. | Given in other ways. | Total. | On advances for village works. | Other items. | Total. | Salaries and establishment. | Relief to people employed otherwise than on relief works. | Total. | |
| Debra Dun | August 1908. | 1,449 | 400 | 765 | ... | 1,165 | 1,109 | ... | 1,109 | 633 | ... | ... | 633 |
| Muttra | " | -4,852 | -481 | 9,786 | 9 | 9,314 | 141 | 135 | 276 | 604 | ... | ... | 604 |
| Agra | " | 5,320 | -8 | 2,409 | ... | 2,401 | -10,833 | 9,598 | -1,235 | 606 | ... | ... | 606 |
| Etawah | " | 115 | -165 | 6,770 | ... | 6,605 | 791 | 4 | 795 | 431 | ... | ... | 431 |
| Etah | " | ... | -66 | ... | ... | -66 | ... | ... | ... | ... | ... | ... | ... |
| Barilly | " | ... | ... | 4,388 | ... | 4,388 | ... | ... | ... | 144 | ... | ... | 144 |
| Bijnor | " | ... | ... | ... | ... | ... | 2,100 | ... | 2,100 | ... | ... | ... | ... |
| Budaun | " | 90 | 11 | ... | ... | 11 | 200 | ... | 200 | 82 | ... | ... | 82 |
| Meradabad | " | ... | ... | 118 | ... | 118 | ... | ... | ... | ... | ... | ... | ... |
| Shahjahanpur | " | 5 | -166 | 14 | ... | -152 | 389 | ... | 389 | 36 | ... | ... | 36 |
| Cawnpore | " | ... | 91 | 4,962 | ... | 5,053 | 355 | 3 | 358 | 376 | ... | ... | 376 |
| Fatehpur | " | 283 | -3 | 2,788 | ... | 2,785 | 133 | 12 | 145 | 456 | ... | ... | 456 |
| Banda | " | 11,333 | 810 | 50,180 | -3,939 | 47,051 | -4,533 | 38 | -4,495 | 6,795 | ... | ... | 6,795 |
| Hamirpur | " | 3,680 | 220 | 34,580 | 1 | 34,801 | 2,023 | 21 | 2,044 | 1,231 | ... | ... | 1,231 |
| Allahabad | " | 1,187 | 493 | 34,127 | 10 | 34,630 | 13,260 | 56 | 13,316 | 3,191 | ... | ... | 3,191 |
| Jhansi | " | 312 | 127 | 18,865 | ... | 18,992 | 675 | 23 | 698 | 1,831 | ... | ... | 1,831 |
| Jalaun | " | ... | -869 | 33,885 | ... | 33,016 | 3,544 | -1,135 | 2,409 | 3,520 | ... | ... | 3,520 |
| Benares | " | ... | ... | 6,160 | 1 | 6,161 | -5,335 | ... | -5,335 | 87 | 101 | ... | 188 |
| Mirzapur | " | 29,241 | 1,296 | 1,26,364 | 8 | 1,27,668 | -29,930 | ... | -29,930 | 12,817 | ... | ... | 12,817 |
| Jaunpur | " | 17,368 | -20 | 20,378 | 3 | 20,361 | 12,754 | ... | 12,754 | 5,198 | ... | ... | 5,198 |
| Ghasipur | " | ... | ... | ... | ... | ... | -1,273 | 187 | -1,086 | ... | ... | ... | ... |
| Ballia | " | ... | ... | ... | ... | ... | 1,599 | ... | 1,599 | 222 | ... | ... | 222 |
| Gorakhpur | " | ... | ... | ... | 250 | 250 | ... | ... | ... | ... | ... | ... | ... |
| Basti | " | ... | 1,123 | 22,437 | 16 | 23,576 | 13,198 | ... | 13,198 | 1,973 | ... | ... | 1,973 |
| Azamgarh | " | ... | ... | 1,286 | ... | 1,286 | 199 | ... | 199 | 143 | ... | ... | 143 |
| Naini Tal | " | 5,456 | ... | 1,618 | ... | 1,618 | ... | 1,740 | 1,740 | 5,587 | 8,812 | ... | 14,399 |
| Almora | " | ... | ... | ... | ... | ... | 275 | 15,559 | 15,834 | 974 | ... | ... | 974 |
| Lucknow | " | ... | ... | 2,972 | 13 | 2,985 | 45 | 298 | 343 | 1,349 | ... | ... | 1,349 |
| Unao | " | ... | ... | ... | ... | ... | -250 | ... | -250 | 5 | ... | ... | 5 |
| Rae Bareli | " | ... | ... | ... | 1 | 1 | 78 | -5 | 73 | 483 | ... | ... | 483 |
| Sitapur | " | 16,430 | -3 | 55,370 | 2 | 55,369 | -407 | -1 | 408 | 7,314 | ... | ... | 7,314 |
| Hardoi | " | 1,813 | 30 | 23,609 | ... | 23,639 | 5,204 | 519 | 5,723 | 2,583 | ... | ... | 2,583 |
| Kheri | " | 69,119 | 379 | 1,02,667 | 2 | 1,03,048 | 6,365 | ... | 6,365 | 9,204 | ... | ... | 9,204 |
| Fyzabad | " | ... | -98 | 7,575 | ... | 7,477 | 4,990 | ... | 4,990 | 240 | ... | ... | 240 |
| Gonda | " | 591 | 2,054 | 1,57,591 | -7,202 | 1,52,383 | 7,410 | ... | 7,410 | 4,523 | ... | ... | 4,523 |
| Babraich | " | 443 | 2,058 | 1,02,917 | ... | 1,04,975 | 1,982 | 23 | 2,005 | 7,264 | ... | ... | 7,264 |
| Sultanpur | " | ... | 118 | 6,520 | ... | 6,638 | -2,441 | ... | -2,441 | 1,266 | ... | ... | 1,266 |
| Partabgarh | " | ... | ... | ... | ... | ... | ... | ... | ... | ... | ... | ... | ... |
| Bara Banki | " | 29,797 | 57 | 41,327 | 7 | 41,391 | -1,684 | ... | -1,684 | 4,822 | ... | ... | 4,822 |
| Exchange Account | " | ... | (a) 12 | ... | ... | 12 | ... | (a) 13,374 | 13,274 | (a) 146 | ... | ... | 146 |
| Total | ... | 1,89,185 | 7,400 | 8,92,368 | 10,818 | 8,78,950 | 22,133 | 40,349 | 62,482 | 86,141 | 8,913 | ... | 95,054 |

(a) District details of these are not available.

STATEMENT

Showing famine expenditure debited to heads other than

| Major head. | Minor head. | Detailed head. | November 1907 | | | | December 1907. | | | | | |
|-----------------|---------------------------------|---|---|-------------|--------|-------|----------------|-------------|--------|--------|-----|--|
| | | | Imperial. | Provincial. | Local. | Total | Imperial. | Provincial. | Local. | Total. | | |
| 3—Land Revenue. | | GENERAL ESTABLISHMENT. | | | | | | | | | | |
| | | <i>Temporary Establishment.</i> | | | | | | | | | | |
| | | Clerks | ... | ... | ... | ... | 29 | 28 | ... | 57 | | |
| | | Famine accountants | ... | ... | ... | ... | 27 | 27 | ... | 54 | | |
| | | Deputation allowance of famine accountants. | ... | ... | ... | ... | ... | 1 | ... | 1 | | |
| | | <i>Allowances.</i> | | | | | | | | | | |
| | | Travelling allowance of officers ... | ... | ... | ... | ... | 11 | 10 | ... | 21 | | |
| | | Travelling allowance of establishment. | ... | ... | ... | ... | ... | ... | ... | ... | | |
| | | Travelling allowance of famine accountants. | ... | ... | ... | ... | 16 | 16 | ... | 32 | | |
| | | <i>Sub-Divisional Establishment.</i> | | | | | | | | | | |
| | | Naib tabsildars | ... | ... | ... | ... | ... | ... | ... | ... | | |
| | | <i>Kanungo Establishment.</i> | | | | | | | | | | |
| | | Land Records ... Supervisor kanungos and assistants. | ... | ... | ... | ... | ... | ... | ... | ... | | |
| | 18—General Administration. | | <i>Temporary Establishment.</i> | | | | | | | | | |
| | | | Famine test auditors | ... | ... | ... | ... | 55 | ... | 55 | | |
| | | Deputation allowance of famine test auditors. | ... | ... | ... | ... | 9 | ... | 9 | | | |
| | | Servants | ... | ... | ... | ... | ... | ... | ... | | | |
| | | <i>Allowances.</i> | | | | | | | | | | |
| | | Travelling allowance of famine test auditors. | ... | ... | ... | ... | ... | ... | ... | ... | | |
| | | <i>Salaries.</i> | | | | | | | | | | |
| | | Civil Secretariat { Under Secretary | ... | ... | ... | ... | ... | 590 | ... | 590 | | |
| | | { Temporary establishment | ... | ... | ... | ... | ... | ... | ... | ... | | |
| | | { <i>Temporary Establishment.</i> | | | | | | | | | | |
| | Commissioners ... Clerks | ... | ... | ... | ... | ... | 60 | ... | 60 | | | |
| | Total | ... | ... | ... | ... | 147 | 732 | ... | 879 | | | |
| 20—Police. | | <i>Police Force.</i> | | | | | | | | | | |
| | | District Executive Force. { Sub-inspectors (Civil) | ... | ... | ... | ... | ... | ... | ... | ... | | |
| | | { Head constables .. | ... | ... | ... | ... | ... | ... | ... | ... | | |
| | | { Foot constables .. | ... | ... | ... | ... | ... | ... | ... | ... | | |
| | | Village Police ... Chaukidars | ... | ... | ... | ... | ... | ... | ... | ... | | |
| | | <i>Temporary Establishment.</i> | | | | | | | | | | |
| | | Superintendence ... Clerks | ... | ... | ... | ... | ... | ... | ... | ... | | |
| | | <i>Allowances.</i> | | | | | | | | | | |
| | 24—Medical. | | District Medical Officers. { Travelling allowance of officers ... | ... | ... | ... | ... | ... | ... | ... | ... | |
| | | | { Travelling allowance of Medical subordinates. | ... | ... | ... | ... | ... | ... | ... | ... | |
| | | { <i>Contingencies.</i> | | | | | | | | | | |
| | | { Cost of Medical stores | ... | ... | ... | ... | ... | ... | ... | ... | | |
| | | { Other contingencies | ... | ... | ... | ... | ... | ... | ... | ... | | |
| | | Reserve Medical Subordinates. Reserve hospital assistants | ... | ... | ... | ... | ... | ... | ... | ... | | |
| | Total | ... | ... | ... | ... | 147 | 732 | ... | 879 | | | |
| | Grain compensation allowance .. | ... | ... | ... | 686 | ... | ... | ... | 46,228 | | | |
| | GRAND TOTAL | ... | ... | ... | 686 | ... | ... | ... | 47,107 | | | |

No. XXIV.

"33—Famine Relief" from November 1907 to March 1908.

| January 1908. | | | | February 1908. | | | | March 1908. | | | |
|---------------|-------------|--------|--------|----------------|-------------|--------|--------|-------------|-------------|--------|----------|
| Imperial. | Provincial. | Local. | Total. | Imperial. | Provincial. | Local. | Total. | Imperial. | Provincial. | Local. | Total. |
| 187 | 186 | ... | 373 | 317 | 317 | ... | 634 | 839 | 839 | ... | 1,678 |
| 400 | 401 | ... | 801 | 764 | 763 | ... | 1,527 | 708 | 703 | ... | 1,406 |
| 76 | 75 | ... | 151 | 272 | 273 | ... | 545 | 267 | 266 | ... | 533 |
| 107 | 107 | ... | 214 | 81 | 80 | ... | 161 | 45 | 45 | ... | 90 |
| 50 | 49 | ... | 99 | ... | ... | ... | ... | ... | ... | ... | ... |
| 31 | 31 | ... | 62 | 34 | 34 | ... | 68 | 9 | 10 | ... | 19 |
| ... | ... | ... | ... | 16 | 16 | ... | 32 | 50 | 50 | ... | 100 |
| 43 | 44 | ... | 87 | 423 | 423 | ... | 846 | 246 | 246 | ... | 492 |
| 111 | ... | ... | 111 | 419 | ... | ... | 419 | 892 | ... | ... | 892 |
| ... | ... | ... | ... | 121 | ... | ... | 121 | 297 | ... | ... | 297 |
| ... | ... | ... | ... | 6 | ... | ... | 6 | 32 | ... | ... | 32 |
| 18 | ... | ... | 18 | 63 | ... | ... | 63 | 153 | ... | ... | 153 |
| ... | 816 | ... | 816 | ... | 816 | ... | 816 | ... | 816 | ... | 816 |
| ... | 523 | ... | 523 | ... | 687 | ... | 687 | ... | 576 | ... | 576 |
| ... | 340 | ... | 340 | ... | 341 | ... | 341 | ... | 270 | ... | 270 |
| 1,023 | 2,572 | ... | 3,595 | 2,516 | 3,750 | ... | 6,266 | 3,533 | 3,821 | ... | 7,354 |
| ... | ... | ... | ... | ... | ... | ... | ... | ... | ... | ... | ... |
| ... | 15 | ... | 15 | ... | 15 | ... | 15 | ... | 15 | ... | 15 |
| ... | ... | ... | ... | ... | 22 | ... | 22 | ... | 28 | ... | 28 |
| ... | ... | ... | ... | ... | ... | ... | ... | ... | ... | ... | ... |
| ... | 44 | ... | 44 | ... | 50 | ... | 50 | ... | 90 | ... | 90 |
| ... | ... | ... | ... | ... | 206 | ... | 206 | ... | 17 | ... | 17 |
| ... | ... | ... | ... | ... | ... | ... | ... | ... | 69 | ... | 69 |
| ... | 1,558 | ... | 1,558 | ... | 558 | ... | 558 | ... | 27,549 | ... | 27,548 |
| ... | 67 | ... | 67 | ... | 72 | ... | 72 | ... | 458 | ... | 458 |
| ... | 150 | ... | 150 | ... | 46 | ... | 46 | ... | 191 | ... | 191 |
| 1,023 | 4,406 | ... | 5,429 | 2,516 | 4,719 | ... | 7,235 | 3,533 | 32,237 | ... | 35,770 |
| ... | ... | ... | 61,650 | ... | ... | ... | 59,783 | ... | ... | ... | 73,927 |
| ... | ... | ... | 67,079 | ... | ... | ... | 67,018 | ... | ... | ... | 1,08,697 |

STATEMENT

Showing famine expenditure debited to heads other

| Major head. | Minor head. | Detailed head. | April 1908. | | | | |
|---|-------------------------------------|---|----------------|-------------------------------|---------------|-----|-----|
| | | | Imperial. | Provincial. | Total. | | |
| 3 - Land Revenue. | Charges of district Administration. | GENERAL ESTABLISHMENT. | Rs. | Rs. | Rs. | | |
| | | <i>Temporary Establishment.</i> | | | | | |
| | | Clerks | ... | 2,561 | 2,561 | | |
| | | Servants | ... | 107 | 107 | | |
| | | Famine accountants | ... | 1,486 | 1,486 | | |
| | | Deputation allowance of famine accountants. | ... | 616 | 616 | | |
| | | <i>Allowances.</i> | | | | | |
| | | Travelling allowance of officers | ... | ... | ... | | |
| | | Travelling allowance of establishment | ... | ... | ... | | |
| | | Travelling allowance of famine accountants. | ... | 180 | 180 | | |
| 18 - General Administration. | Land Records | Sub-divisional establishment naib tabeildars. | ... | ... | ... | | |
| | | <i>Kanungo Establishment.</i> | | | | | |
| | | Supervisor kanungos and assistants | ... | 195 | 195 | | |
| | | Servants | ... | ... | ... | | |
| | | <i>Temporary Establishment.</i> | | | | | |
| | | Famine test auditors | 1,662 | ... | 1,662 | | |
| | | Deputation allowance of famine test auditors. | 354 | ... | 354 | | |
| | | Servants | 33 | ... | 33 | | |
| | | <i>Allowances.</i> | | | | | |
| | | Travelling allowance of famine test auditors | 842 | ... | 842 | | |
| 20 - Police. | Civil Secretariat. | <i>Salaries.</i> | | | | | |
| | | Under Secretary | ... | 816 | 816 | | |
| | | <i>Establishment.</i> | | | | | |
| | | Temporary establishment | ... | 634 | 634 | | |
| | | <i>Temporary Establishment.</i> | | | | | |
| | | Clerks | ... | 350 | 350 | | |
| | | Total | 2,891 | 6,945 | 9,836 | | |
| | | 24 - Medical. | Commissioners. | <i>Police Forces.</i> | | | |
| | | | | Sub-Inspectors (Civil) | ... | 15 | 15 |
| | | | | Head constable (Civil) | ... | 104 | 104 |
| Foot constable (Civil) | ... | | | 5 | 5 | | |
| Chaukidars | ... | | | ... | ... | | |
| <i>Temporary Establishment.</i> | | | | | | | |
| Clerks | ... | | | 75 | 75 | | |
| <i>Temporary Establishment.</i> | | | | | | | |
| Clerks | ... | | | ... | ... | | |
| <i>Allowances.</i> | | | | | | | |
| Travelling allowance of officers | ... | ... | ... | | | | |
| Travelling allowance of Medical subordinates. | ... | ... | ... | | | | |
| 24 - Medical. | District Medical Officers. | <i>Contingencies.</i> | | | | | |
| | | Cost of Medical stores | ... | 5,198 | 5,198 | | |
| | | Purchase of quinine | ... | 2,198 | 2,198 | | |
| | | Other contingencies | ... | ... | ... | | |
| | | <i>Temporary Establishment.</i> | | | | | |
| | | Clerks | ... | 59 | 59 | | |
| | | Reserve hospital assistants and compounders. | ... | 411 | 411 | | |
| | | Total | 2,891 | 15,010 | 17,901 | | |
| | | Grain compensation allowance | ... | ... | 49,621 | | |
| | | GRAND TOTAL | ... | ... | 67,522 | | |

No. XXIV—(continued).

than "33—Famine Relief" from April to July 1903.

| May 1908. | | | June 1908. | | | July 1908. | | |
|-----------|-------------|--------|------------|-------------|--------|------------|-------------|--------|
| Imperial. | Provincial. | Total. | Imperial. | Provincial. | Total. | Imperial. | Provincial. | Total. |
| Rs. | Rs. | Rs. | Rs. | Rs. | Rs. | Rs. | Rs. | Rs. |
| ... | 2,448 | 2,448 | ... | 3,420 | 3,420 | ... | 2,029 | 2,029 |
| ... | 41 | 41 | ... | 41 | 41 | ... | 63 | 63 |
| ... | 1,588 | 1,588 | ... | 1,551 | 1,551 | ... | 1,274 | 1,274 |
| ... | 618 | 618 | ... | 602 | 602 | ... | 508 | 508 |
| ... | ... | ... | ... | 208 | 208 | ... | 658 | 658 |
| ... | 3 | 3 | ... | ... | ... | ... | ... | ... |
| ... | 165 | 165 | ... | 19 | 19 | ... | 88 | 88 |
| ... | ... | ... | ... | ... | ... | ... | 100 | 100 |
| ... | ... | ... | ... | 282 | 282 | ... | 277 | 277 |
| ... | ... | ... | ... | 105 | 105 | ... | 90 | 90 |
| 1,111 | ... | 1,111 | 1,016 | ... | 1,016 | 1,016 | ... | 1,016 |
| 292 | ... | 292 | 293 | ... | 293 | 293 | ... | 293 |
| 35 | ... | 35 | 36 | ... | 36 | 33 | ... | 33 |
| 693 | ... | 693 | 922 | ... | 922 | 854 | ... | 854 |
| ... | 816 | 816 | ... | 816 | 816 | ... | 816 | 816 |
| ... | 624 | 624 | ... | 643 | 643 | ... | 687 | 687 |
| ... | 270 | 270 | ... | 420 | 420 | ... | 530 | 530 |
| 2,131 | 6,573 | 8,704 | 2,267 | 8,107 | 10,374 | 2,196 | 7,118 | 9,314 |
| ... | 20 | 20 | ... | ... | ... | ... | ... | ... |
| ... | 18 | 18 | ... | 15 | 15 | ... | 15 | 15 |
| ... | 235 | 235 | ... | 186 | 186 | ... | 150 | 150 |
| ... | 56 | 56 | ... | 56 | 56 | ... | 352 | 352 |
| ... | 75 | 75 | ... | ... | ... | ... | 75 | 75 |
| ... | ... | ... | ... | 15 | 15 | ... | 33 | 33 |
| ... | 64 | 64 | ... | 14 | 14 | ... | ... | ... |
| ... | ... | ... | ... | 130 | 130 | ... | 130 | 130 |
| ... | 4,885 | 4,885 | ... | 3,899 | 3,899 | ... | 5,794 | 5,794 |
| ... | 4,823 | 4,823 | ... | 5,729 | 5,729 | ... | 5,893 | 5,893 |
| ... | 13 | 13 | ... | ... | ... | ... | ... | ... |
| ... | 73 | 73 | ... | ... | ... | ... | 75 | 75 |
| ... | 453 | 453 | ... | 925 | 925 | ... | 1,450 | 1,450 |
| 2,131 | 16,788 | 18,919 | 2,267 | 19,076 | 21,343 | 2,196 | 21,085 | 23,281 |
| ... | ... | 51,621 | ... | ... | 63,519 | ... | ... | 68,501 |
| ... | ... | 70,540 | ... | ... | 84,862 | ... | ... | 91,732 |

STATEMENT No. XXIV—(concluded).

Showing famine expenditure debited to heads other than "33—
Famine Relief" during the month of August 1908.

| Major head. | Minor head. | Detailed head. | Imperial. | Provincial. | Total. | | |
|--|-------------------------------------|---|---|---------------------------------|--------|-----|--|
| | | | Rs. | Rs. | Rs. | | |
| 3—Land Revenue. | Charges of district Administration. | GENERAL ESTABLISHMENT. | | | | | |
| | | <i>Temporary Establishment.</i> | | | | | |
| | | Clerks | ... | 2,100 | ... | | |
| | | Servants | ... | 63 | ... | | |
| | | Famine accountants | ... | 1,284 | ... | | |
| | | Deputation allowance of famine accountants. | ... | 472 | ... | | |
| | | <i>Allowances.</i> | | | | | |
| | | Travelling allowance of officers ... | ... | 139 | ... | | |
| | | Travelling allowance of famine accountants. | ... | 91 | ... | | |
| | | Land Records... | Supervisor kanungos and assistants ... | <i>Kanungo Establishment.</i> | | | |
| ... | 17 | | | ... | | | |
| | | Total | 4,166 | 4,166 | | | |
| 18—General Administration. | Civil offices of account and audit. | <i>Temporary Establishment.</i> | | | | | |
| | | Famine test auditors | 957 | ... | | | |
| | | Deputation allowance of famine test auditors. | 515 | ... | | | |
| | | Servants | 36 | ... | | | |
| | | <i>Allowances.</i> | | | | | |
| | | Travelling allowance of famine test auditors. | 745 | ... | | | |
| | | <i>Salaries.</i> | | | | | |
| | | Civil Secretariat. | Under Secretary | <i>Establishment</i> | | | |
| | | | | ... | 816 | ... | |
| | | Commissioners | Temporary establishment | <i>Temporary Establishment.</i> | | | |
| ... | 689 | | | ... | | | |
| Commissioners | Clerks | <i>Temporary Establishment.</i> | | | | | |
| | | ... | 870 | ... | | | |
| | | Total | 2,253 | 2,375 | | | |
| 20—Police. | District Executive Force. | <i>Police Force.</i> | | | | | |
| | | Foot constables (civil) | ... | 126 | | | |
| | | Village Police... (haukidars) | ... | 310 | | | |
| | | Total | ... | 436 | | | |
| 24—Medical. | Superintendence | <i>Temporary Establishment.</i> | | | | | |
| | | Clerks | ... | 75 | | | |
| | | <i>Temporary Establishment.</i> | | | | | |
| | | Clerks | ... | 55 | | | |
| | | <i>Allowances.</i> | | | | | |
| | | Travelling allowance of Medical subordinates. | ... | 516 | | | |
| | | <i>Contingencies.</i> | | | | | |
| | | Cost of Medical stores | ... | 1,521 | | | |
| | | Purchase of quinine | ... | 7,409 | | | |
| | | District Medical Officers. | Sanitation and Vaccination Superintendence. Reserve Medical Subordinates. | <i>Temporary Establishment.</i> | | | |
| Clerks | ... | | | 74 | | | |
| Reserve hospital assistants and compounders. | ... | | | 1,785 | | | |
| Total | ... | | | 11,435 | | | |
| | | Total | 2,253 | 18,412 | | | |
| | | Grain compensation allowance | ... | 64,780 | | | |
| | | GRAND TOTAL | ... | 58,445 | | | |

STATEMENT No. XXV.

Showing expenditure incurred in the Public Works department in connection with famine relief operations, United Provinces, for the period from September 1907 to August 1908.

| District. | Month. | Communication. | | Miscellaneous Public Improvement. | | Irrigation. | | Railways. | | Total. | Remarks. |
|----------------------------|----------------|------------------|----------------|-----------------------------------|----------------|------------------|----------------|------------------|----------------|--------|----------|
| | | Wages of labour. | Other charges. | Wages of labour. | Other charges. | Wages of labour. | Other charges. | Wages of labour. | Other charges. | | |
| Hamirpur ... | September 1907 | ... | 25 | ... | ... | ... | ... | ... | ... | 25 | |
| Jaloun ... | | ... | 20 | ... | ... | ... | ... | ... | ... | 20 | |
| Muttra ... | | ... | 2 | ... | ... | ... | ... | ... | ... | 2 | |
| Gonda ... | | ... | 163 | ... | ... | ... | ... | ... | ... | 163 | |
| Total ... | | ... | 166 | ... | ... | ... | ... | ... | ... | 166 | |
| Banda ... | October 1907. | ... | 6 | ... | ... | ... | ... | ... | ... | 6 | |
| Fyzabad ... | | ... | 550 | ... | ... | ... | ... | ... | ... | 550 | |
| Gonda ... | | ... | 234 | ... | ... | ... | ... | ... | ... | 234 | |
| Bara Banki ... | | ... | 3 | ... | ... | ... | ... | ... | ... | 3 | |
| Fyzabad divisional office. | | ... | 178 | ... | ... | ... | ... | ... | ... | 178 | |
| Budaun ... | | ... | 3 | ... | ... | ... | ... | ... | ... | 3 | |
| Shahjahanpur ... | | ... | 758 | ... | ... | ... | ... | ... | ... | 758 | |
| Total ... | | ... | 1,732 | ... | ... | ... | ... | ... | ... | 1,732 | |
| Fyzabad divisional office. | November 1907. | ... | 57,227 | ... | ... | ... | ... | ... | ... | 57,227 | |
| Fyzabad ... | | ... | 4,464 | ... | ... | ... | ... | ... | ... | 4,464 | |
| Gonda ... | | ... | 6,982 | ... | ... | ... | ... | ... | ... | 6,982 | |
| Bahraich ... | | ... | 3,970 | ... | ... | ... | ... | ... | ... | 3,970 | |
| Sultanpur ... | | ... | 1,052 | ... | ... | ... | ... | ... | ... | 1,052 | |
| Partabgarh ... | | ... | 1,202 | ... | ... | ... | ... | ... | ... | 1,202 | |
| Bara Banki ... | | ... | 4,767 | ... | ... | ... | ... | ... | ... | 4,767 | |
| Banda ... | | ... | 7,146 | ... | ... | ... | ... | ... | ... | 7,146 | |
| Hamirpur ... | | ... | 9,125 | ... | ... | ... | ... | ... | ... | 9,125 | |
| Jhansi ... | | ... | 5,249 | ... | ... | ... | ... | ... | ... | 5,249 | |
| Jaloun ... | | ... | 10,017 | ... | ... | ... | ... | ... | ... | 10,017 | |
| Bareilly ... | | ... | 244 | ... | ... | ... | ... | ... | ... | 244 | |
| Budaun ... | | ... | 5,864 | ... | ... | ... | ... | ... | ... | 5,864 | |
| Moradabad ... | | ... | 1,037 | ... | ... | ... | ... | ... | ... | 1,037 | |
| Shahjahanpur ... | | ... | 9,957 | ... | ... | ... | ... | ... | ... | 9,957 | |
| Pilibhit ... | | ... | 156 | ... | ... | ... | ... | ... | ... | 156 | |
| Agra ... | | ... | 4 | ... | ... | ... | ... | ... | ... | 4 | |
| Mainpuri ... | | ... | 4,806 | ... | ... | ... | ... | ... | ... | 4,806 | |
| Etawah ... | | ... | 2,445 | ... | ... | ... | ... | ... | ... | 2,445 | |
| Etah ... | | ... | 1,022 | ... | ... | ... | ... | ... | ... | 1,022 | |
| Lucknow divisional office | ... | 2,207 | ... | ... | ... | ... | ... | ... | 2,207 | | |
| Unao ... | ... | 16 | ... | ... | ... | ... | ... | ... | 16 | | |
| Rae Bareilly ... | ... | 2,367 | ... | ... | ... | ... | ... | ... | 2,367 | | |
| Sitapur ... | ... | 1,604 | ... | ... | ... | ... | 1,203 | ... | 2,807 | | |
| Kheri ... | ... | 679 | ... | ... | ... | ... | ... | ... | 679 | | |
| Hardoi ... | ... | ... | ... | 2,582 | ... | ... | ... | 645 | 3,227 | | |
| Lucknow ... | ... | 1,613 | ... | ... | ... | ... | ... | ... | 1,613 | | |
| Total ... | | ... | 1,45,222 | ... | 2,582 | ... | ... | 1,848 | 1,49,652 | | |
| Fyzabad divisional office. | December 1907. | ... | 20,173 | ... | ... | ... | ... | ... | ... | 20,173 | |
| Fyzabad ... | | ... | 749 | ... | ... | ... | ... | ... | ... | 749 | |
| Gonda ... | | ... | 7,415 | ... | ... | ... | ... | ... | ... | 7,415 | |
| Bahraich ... | | ... | 6,784 | ... | ... | ... | ... | ... | ... | 13,624 | |
| Sultanpur ... | | ... | 6,044 | ... | ... | ... | ... | ... | ... | 6,044 | |
| Partabgarh ... | | ... | 5,298 | ... | ... | ... | ... | ... | ... | 5,298 | |
| Bara Banki ... | | ... | 3,495 | ... | ... | ... | ... | ... | ... | 3,495 | |
| Hamirpur ... | | ... | 7,286 | ... | ... | ... | ... | ... | ... | 7,286 | |
| Banda ... | | ... | 18,427 | ... | ... | ... | ... | ... | ... | 18,427 | |
| Jaloun ... | | ... | 4,215 | 5,179 | 4,215 | 12,428 | ... | ... | ... | 26,087 | |
| Jhansi ... | | ... | 20,890 | ... | ... | ... | ... | ... | ... | 20,890 | |
| Bareilly ... | | ... | 2,577 | ... | ... | ... | ... | ... | ... | 2,577 | |
| Bijnor ... | | ... | 7,786 | ... | ... | ... | ... | ... | ... | 7,786 | |
| Budaun ... | | ... | 1,182 | ... | ... | ... | ... | ... | ... | 1,182 | |
| Moradabad ... | | ... | 6,208 | ... | ... | ... | ... | ... | ... | 6,208 | |
| Shahjahanpur ... | | ... | 3,106 | ... | ... | ... | ... | ... | ... | 3,106 | |
| Pilibhit ... | | ... | 4,400 | ... | ... | ... | ... | ... | ... | 4,400 | |
| Muttra ... | | ... | 760 | ... | ... | ... | ... | ... | ... | 760 | |
| Agra ... | | ... | 7,452 | ... | ... | ... | ... | ... | ... | 7,452 | |
| Farrukhabad ... | | ... | 83 | ... | ... | ... | ... | ... | ... | 83 | |
| Mainpuri ... | ... | 3,746 | ... | ... | ... | ... | ... | ... | 3,746 | | |
| Etawah ... | ... | 4,502 | ... | ... | ... | ... | ... | ... | 4,502 | | |
| Etah ... | ... | 901 | ... | ... | ... | ... | ... | ... | 901 | | |
| Lucknow divisional office. | ... | 31,412 | ... | ... | ... | ... | ... | ... | 31,412 | | |
| Unao ... | ... | 5,552 | ... | ... | ... | ... | ... | ... | 5,552 | | |
| Rae Bareilly ... | ... | 1,023 | ... | ... | ... | ... | ... | ... | 1,023 | | |

STATEMENT No. XXV.

Showing expenditure incurred in the Public Works department in connection with famine relief operations, United Provinces, for the period from September 1907 to August 1908—(continued).

| District. | Month. | Communication. | | Miscellaneous Public Improvements. | | Irrigation. | | Railways. | | Total. | Remarks. |
|----------------------------|------------|------------------|------------------|------------------------------------|-----------------|------------------|----------------|------------------|----------------|---------------|------------------|
| | | Wages of labour. | Other charges. | Wages of labour. | Other charges. | Wages of labour. | Other charges. | Wages of labour. | Other charges. | | |
| Agra ... | April 1908 | 3,685 | 17,420 | ... | ... | ... | ... | ... | ... | 21,105 | |
| Muttra ... | | 17,709 | 7,666 | 2,682 | 1,300 | ... | ... | ... | ... | 29,357 | |
| Etawah ... | | 2,548 | 7,388 | ... | ... | ... | ... | ... | ... | 9,936 | |
| Mainpuri ... | | ... | ... | ... | 26 | ... | ... | ... | ... | 26 | |
| Etah ... | | ... | ... | ... | 40 | ... | ... | ... | ... | 40 | |
| Bareilly ... | | ... | 21 | ... | ... | ... | ... | ... | ... | 21 | |
| Bijnor ... | | ... | 5 | ... | ... | ... | ... | ... | ... | 5 | |
| Budaun ... | | ... | 1 | ... | ... | ... | ... | ... | ... | 1 | |
| Shahjahanpur ... | | ... | 10 | ... | ... | ... | ... | ... | ... | 10 | |
| Almora ... | | ... | 76 | ... | ... | ... | ... | ... | ... | 76 | |
| Gonda ... | | 1,72,693 | 38,150 | 692 | 9 | ... | ... | ... | ... | 2,11,544 | |
| Bahraich ... | | 3,69,187 | 83,605 | 8,159 | ... | ... | ... | ... | ... | 4,60,951 | |
| Sitapur ... | | 63,549 | 27,494 | ... | ... | ... | ... | 59,734 | 21,412 | 1,72,189 | |
| Hardoi ... | | ... | ... | 15,664 | 26,673 | ... | ... | 1,539 | 5,175 | 49,051 | |
| Kheri ... | | 1,34,929 | 44,545 | ... | ... | ... | ... | 16,244 | 7,345 | 2,03,664 | |
| Fyzabad divisional office. | | ... | 2,562 | ... | ... | ... | ... | ... | ... | 2,562 | |
| Fyzabad ... | | 7,591 | 9,323 | ... | ... | ... | ... | ... | ... | 16,914 | |
| Bara Banki ... | | 22,117 | 7,260 | ... | ... | ... | ... | 9,562 | 632 | 39,571 | |
| Partabgarh ... | | ... | 99 | ... | ... | ... | ... | ... | ... | 79 | |
| Sultanpur ... | | 3,905 | 2,347 | ... | ... | ... | ... | ... | ... | 6,252 | |
| Lucknow divisional office. | | ... | 196 | ... | ... | ... | ... | ... | ... | 196 | |
| Banda ... | | 62,899 | 14,193 | 60,457 | 7,530 | ... | ... | ... | ... | 1,45,079 | |
| Cawnpore ... | | 148 | 800 | ... | ... | ... | ... | ... | ... | 948 | |
| Fatehpur ... | | 948 | 2,930 | 276 | 71 | ... | ... | ... | ... | 4,225 | |
| Benares divisional office. | | ... | 469 | ... | ... | ... | ... | ... | ... | 469 | |
| Jaunpur ... | | 14,663 | 15,700 | 20,989 | 12,156 | ... | ... | ... | ... | 63,508 | |
| Jalaun ... | | 9,341 | 14,934 | 42,681 | 8,552 | 54,845 | 7,177 | ... | ... | 1,37,530 | |
| Hamirpur ... | | 22,382 | 3,957 | ... | ... | ... | ... | ... | ... | 26,339 | |
| Jhansi ... | | 2,651 | 1,100 | 3,469 | 7,219 | ... | ... | ... | ... | 14,439 | |
| Basti ... | | 36,030 | 27,080 | ... | ... | ... | ... | ... | ... | 63,110 | |
| Gorakhpur ... | | ... | 9 | ... | ... | ... | ... | ... | ... | 9 | |
| Mirzapur ... | | 33,845 | 2,291 | 41,443 | 3,171 | ... | ... | ... | ... | 80,750 | |
| Allahabad ... | | 3,281 | 4,626 | 54,258 | 26,903 | 9,662 | 4,380 | ... | ... | 1,03,110 | |
| Total ... | | | 9,84,101 | 3,36,257 | 2,50,770 | 93,650 | 64,507 | 11,557 | 87,679 | 34,565 | 18,63,086 |
| Agra ... | May 1908 | 527 | 22,339 | 988 | 1,279 | ... | ... | ... | ... | 25,133 | |
| Muttra ... | | 13,326 | 5,991 | 2,543 | 532 | ... | ... | ... | ... | 22,392 | |
| Etawah ... | | 997 | 1,818 | ... | ... | ... | ... | ... | ... | 2,815 | |
| Mainpuri ... | | 10 | ... | ... | ... | ... | ... | ... | ... | 10 | |
| Shahjahanpur ... | | ... | 32 | ... | ... | ... | ... | ... | ... | 32 | |
| Budaun ... | | ... | 1 | ... | ... | ... | ... | ... | ... | 1 | |
| Bijnor ... | | ... | 5 | ... | ... | ... | ... | ... | ... | 5 | |
| Bareilly ... | | ... | 47 | ... | ... | ... | ... | ... | ... | 47 | |
| Naini Tal ... | | ... | 206 | ... | ... | ... | ... | ... | ... | 206 | |
| Bahraich ... | | 4,77,057 | 94,987 | 24,911 | 9 | ... | ... | ... | ... | 5,96,964 | |
| Gonda ... | | 2,00,579 | 46,423 | 6,451 | 1,856 | ... | ... | ... | ... | 2,55,309 | |
| Fyzabad ... | | ... | 640 | ... | ... | ... | ... | ... | ... | 640 | |
| Sultanpur ... | | 4,639 | 121 | ... | ... | ... | ... | ... | ... | 4,760 | |
| Bara Banki ... | | 16,860 | 5,209 | ... | ... | ... | ... | 6,876 | 2,620 | 31,555 | |
| Fyzabad divisional office. | | ... | 5,058 | ... | ... | ... | ... | ... | ... | 5,068 | |
| Hardoi ... | | 7,509 | 8,491 | 7,218 | 8,033 | ... | ... | 2,592 | 8,152 | 41,995 | |
| Kheri ... | | 1,40,356 | 52,565 | ... | ... | ... | ... | 29,651 | 7,706 | 2,30,278 | |
| Sitapur ... | | 30,152 | 29,603 | ... | ... | ... | ... | 23,142 | 24,175 | 1,07,072 | |
| Lucknow ... | | ... | 400 | ... | ... | ... | ... | ... | ... | 400 | |
| Rae Bareilly ... | | ... | 399 | ... | ... | ... | ... | ... | ... | 399 | |
| Lucknow divisional office. | | 10,756 | 51 | ... | ... | ... | ... | ... | ... | 10,807 | |
| Banda ... | | 82,740 | 19,201 | 38,319 | 10,233 | ... | ... | ... | ... | 1,50,493 | |
| Jaunpur ... | | 8,373 | 8,659 | 3,883 | 7,055 | ... | ... | ... | ... | 27,970 | |
| Benares divisional office. | | ... | 121 | ... | ... | ... | ... | ... | ... | 121 | |
| Fatehpur ... | | ... | 719 | ... | ... | ... | ... | ... | ... | 719 | |
| Cawnpore ... | | 182 | 1,377 | ... | ... | ... | ... | ... | ... | 1,559 | |
| Gorakhpur ... | | ... | 3 | ... | ... | ... | ... | ... | ... | 3 | |
| Basti ... | | 54,386 | 24,235 | ... | ... | ... | ... | ... | ... | 78,621 | |
| Allahabad ... | | ... | 3,510 | 45,165 | 41,925 | 6,829 | 8,548 | ... | ... | 1,05,977 | |
| Mirzapur ... | | 52,936 | 7,582 | 71,933 | 8,033 | ... | ... | ... | ... | 1,40,484 | |
| Jhansi ... | | 1,654 | 17,745 | 1,665 | 1,414 | ... | 25 | ... | ... | 22,503 | |
| Hamirpur ... | | 28,305 | 9,557 | 13,299 | 1,734 | ... | ... | ... | ... | 52,895 | |
| Jalaun ... | | 26,309 | 58,198 | 67,549 | 10,213 | 73,516 | 11,212 | ... | ... | 2,46,997 | |
| Total ... | | | 11,67,643 | 4,25,303 | 2,83,924 | 92,316 | 80,345 | 19,785 | 62,261 | 42,653 | 21,64,230 |

STATEMENT No. XXV.

Showing expenditure incurred in the Public Works department in connection with famine relief operations, United Provinces, for the period from September 1907 to August 1908—(continued).

| District. | Month. | Communication. | | Miscellaneous Public Improvements. | | Irrigation. | | Railways. | | Total. | Remarks | |
|----------------------------|-----------|------------------|-----------------|------------------------------------|-----------------|------------------|----------------|------------------|----------------|-----------------|-----------------|--|
| | | Wages of labour. | Other charges. | Wages of labour. | Other charges. | Wages of labour. | Other charges. | Wages of labour. | Other charges. | | | |
| Muttra ... | June 1908 | 9,536 | 4,033 | 12 | 152 | ... | ... | ... | ... | 13,733 | | |
| Agra ... | | ... | 468 | ... | 297 | ... | ... | ... | ... | 765 | | |
| Etawah ... | | ... | 827 | ... | ... | ... | ... | ... | ... | 827 | | |
| Mainpuri ... | | ... | ... | ... | 67 | ... | ... | ... | ... | 67 | | |
| Bareilly ... | | ... | ... | 54 | ... | ... | ... | ... | ... | 4 | | |
| Bijnor ... | | ... | ... | 6 | ... | ... | ... | ... | ... | 5 | | |
| Budaun ... | | ... | ... | 9 | ... | ... | ... | ... | ... | 9 | | |
| Almora ... | | ... | ... | 862 | ... | ... | ... | ... | ... | 862 | | |
| Gonda ... | | ... | 36,262 | 17,904 | 149 | 1,165 | ... | ... | ... | 55,480 | | |
| Bahraich ... | | ... | 2,14,665 | 72,570 | 24,957 | 1,310 | ... | ... | ... | 3,13,502 | | |
| Fyzabad divisional office. | | ... | ... | 30,483 | ... | ... | ... | ... | ... | 30,483 | | |
| Fyzabad ... | | ... | ... | 724 | ... | ... | ... | ... | ... | 724 | | |
| Sultanpur ... | | ... | ... | 578 | ... | ... | ... | ... | ... | 578 | | |
| Bara Banki ... | | ... | ... | 4,011 | ... | ... | ... | ... | ... | 4,011 | | |
| Sitapur ... | | ... | 10,459 | 4,995 | ... | ... | ... | 12 | 314 | 15,780 | | |
| Hardoi ... | | ... | ... | ... | 6,488 | 5,657 | ... | ... | ... | 12,145 | | |
| Kheri ... | | ... | 38,830 | 15,642 | ... | ... | ... | 15,531 | 6,852 | 76,855 | | |
| Lucknow ... | | ... | ... | 159 | ... | ... | ... | ... | ... | 159 | | |
| Banda ... | | ... | 880 | 12,453 | 13,566 | 3,414 | ... | ... | ... | 30,313 | | |
| Benares divisional office. | | ... | ... | 1,865 | ... | 1,760 | ... | ... | ... | 3,615 | | |
| Jaunpur ... | | ... | ... | 5,128 | ... | 5,127 | ... | ... | ... | 10,255 | | |
| Cawnpore ... | | ... | ... | 258 | ... | ... | ... | ... | ... | 258 | | |
| Fatehpur ... | | ... | ... | 89 | ... | 12 | ... | ... | ... | 101 | | |
| Gorakhpur ... | | ... | ... | 5 | ... | ... | ... | ... | ... | 5 | | |
| Basti ... | | ... | 6,864 | 2,808 | ... | ... | ... | ... | ... | 9,672 | | |
| Allahabad ... | | ... | ... | 18 | 20,053 | 8,702 | 2,523 | 8,043 | ... | 39,339 | | |
| Mirzapur ... | | ... | 3,996 | 5,595 | 26,836 | 9,474 | ... | ... | ... | 50,901 | | |
| Jhansi ... | | ... | ... | 2,026 | 727 | 351 | ... | ... | ... | 3,104 | | |
| Jalaun ... | | ... | 27,273 | 6,715 | 43,978 | 11,599 | 29,296 | 5,062 | ... | 1,22,923 | | |
| Hamirpur ... | | ... | 10,078 | 6,076 | 11,188 | 1,914 | ... | ... | ... | 29,256 | | |
| Total ... | | | 3,63,843 | 1,95,310 | 1,47,954 | 50,991 | 31,819 | 13,105 | 15,543 | 7,166 | 8,25,731 | |
| Muttra ... | | July 1908 | 4,095 | 4,349 | ... | ... | ... | ... | ... | ... | 8,444 | |
| Agra ... | | | ... | 734 | ... | 97 | ... | ... | ... | ... | 831 | |
| Etawah ... | ... | | 1,211 | ... | ... | ... | ... | ... | ... | 1,211 | | |
| Mainpuri ... | ... | | ... | ... | ... | ... | ... | ... | ... | ... | | |
| Bareilly ... | ... | | ... | ... | ... | ... | ... | ... | ... | ... | | |
| Bijnor ... | ... | | ... | 245 | ... | ... | ... | ... | ... | 245 | | |
| Pilibhit ... | ... | | ... | 229 | ... | ... | ... | ... | ... | 229 | | |
| Shahjahanpur ... | ... | | ... | 24 | ... | ... | ... | ... | ... | 24 | | |
| Gonda ... | ... | | 7,135 | 15,209 | 279 | 308 | ... | ... | ... | 22,931 | | |
| Bahraich ... | ... | | 1,00,211 | 31,600 | 6,517 | 49 | ... | ... | ... | 1,37,377 | | |
| Fyzabad divisional office. | ... | | ... | 6,899 | ... | ... | ... | ... | ... | 6,899 | | |
| Fyzabad ... | ... | | ... | 841 | ... | ... | ... | ... | ... | 841 | | |
| Sultanpur ... | ... | | 777 | 536 | ... | ... | ... | ... | ... | 1,313 | | |
| Bara Banki ... | ... | | ... | 575 | ... | ... | ... | ... | 509 | 66 | | |
| Sitapur ... | ... | | 7,376 | 2,216 | ... | ... | ... | ... | ... | 9,592 | | |
| Hardoi ... | ... | | 5,424 | 4,211 | 8,268 | 6,309 | 15,722 | 13,532 | ... | 5,042 | | |
| Kheri ... | ... | | 3,115 | 1,955 | ... | ... | ... | ... | 7,879 | 3,920 | 16,869 | |
| Lucknow ... | ... | | ... | 16 | ... | ... | ... | ... | ... | 16 | | |
| Banda ... | ... | | 363 | 12,933 | 6,413 | 3,962 | ... | ... | ... | 23,671 | | |
| Cawnpore ... | ... | | ... | 12 | ... | ... | ... | ... | ... | 12 | | |
| Fatehpur ... | ... | | ... | 31 | ... | ... | ... | ... | ... | 31 | | |
| Garhwal ... | ... | | ... | 1,059 | ... | ... | ... | ... | ... | 1,059 | | |
| Almora ... | ... | | ... | 124 | ... | ... | ... | ... | ... | 124 | | |
| Benares divisional office. | ... | | ... | 151 | ... | ... | ... | ... | ... | 151 | | |
| Jaunpur ... | ... | 581 | 1,544 | ... | ... | ... | ... | ... | 2,125 | | | |
| Jhansi ... | ... | ... | 4,178 | 479 | 2,822 | ... | ... | ... | 4,939 | | | |
| Hamirpur ... | ... | 6,239 | 6,416 | 5,067 | 2,099 | ... | ... | ... | 19,821 | | | |
| Jalaun ... | ... | 13,734 | 25,244 | 16,785 | 7,950 | 9,875 | 3,728 | ... | 77,316 | | | |
| Basti ... | ... | 11 | 2,547 | ... | ... | ... | ... | ... | 2,558 | | | |
| Mirzapur ... | ... | 20,098 | 8,506 | 23,124 | 16,181 | ... | ... | ... | 67,859 | | | |
| Allahabad ... | ... | 15,000 | 28,600 | 22,633 | 4,168 | 15,382 | 3,395 | ... | 23,642 | | | |
| Total ... | | 1,73,311 | 92,959 | 72,029 | 20,207 | 40,979 | 20,655 | 7,879 | 4,429 | 4,32,448 | | |

STATEMENT No. XXV.

Showing expenditure incurred in the Public Works department in connection with famine relief operations, United Provinces, for the period from September 1907 to August 1908—(concluded).

| District. | Month. | Communication. | | Miscellaneous Public Improvements. | | Irrigation. | | Railways. | | Total. |
|----------------------------------|--------------|------------------|----------------|------------------------------------|----------------|------------------|----------------|------------------|----------------|----------|
| | | Wages of labour. | Other charges. | Wages of labour. | Other charges. | Wages of labour. | Other charges. | Wages of labour. | Other charges. | |
| Agra | August 1908. | 2,301 | 22,153 | 2,301 | 23,293 | ... | ... | ... | ... | 1,140 |
| Muttra | " | 1,471 | 106 | 1,471 | 314 | ... | ... | ... | ... | 208 |
| Etawah | " | ... | 351 | ... | ... | ... | ... | ... | ... | 351 |
| Farrukhabad | " | ... | 254 | ... | ... | ... | ... | ... | ... | 254 |
| Mainpuri | " | ... | 252 | ... | ... | ... | ... | ... | ... | 252 |
| Etah | " | ... | 20 | ... | ... | ... | ... | ... | ... | 20 |
| Bijnor | " | ... | 205 | ... | ... | ... | ... | ... | ... | 205 |
| Shahjahanpur | " | ... | 492 | ... | ... | ... | ... | ... | ... | 492 |
| Pilibhit | " | ... | 8 | ... | ... | ... | ... | ... | ... | 8 |
| Budaun | " | ... | 66 | ... | ... | ... | ... | ... | ... | 66 |
| Gonda | " | 22,002 | 1,34,015 | 279 | 308 | ... | ... | ... | ... | 1,55,430 |
| Bahraich | " | 1,00,566 | 25,055 | 13,740 | 324 | ... | ... | ... | ... | 1,39,686 |
| Fyzabad divisional office | " | ... | 3 | ... | ... | ... | ... | ... | ... | 3 |
| Partabgarh | " | ... | 6 | ... | ... | ... | ... | ... | ... | 6 |
| Fyzabad | " | ... | 1,732 | ... | ... | ... | ... | ... | ... | 1,732 |
| Bara Banki | " | 656 | 754 | ... | ... | ... | ... | ... | ... | 1,410 |
| Sultanpur | " | ... | 8,004 | ... | ... | ... | ... | ... | ... | 8,004 |
| Sitapur | " | 5,738 | 18,246 | ... | ... | ... | ... | 13,062 | ... | 10,922 |
| Hardoi | " | ... | ... | ... | 29,583 | 214 | 6,981 | ... | 9,306 | 46,084 |
| Kheri | " | ... | 36,367 | ... | ... | ... | ... | 10,321 | 10,219 | 56,907 |
| Sitapur divisional office | " | ... | 480 | ... | ... | ... | ... | ... | ... | 480 |
| Lucknow divisional office | " | ... | 364 | ... | ... | ... | ... | ... | ... | 364 |
| Lucknow | " | ... | 676 | ... | ... | ... | ... | ... | ... | 676 |
| Unao | " | ... | 612 | ... | ... | ... | ... | ... | ... | 612 |
| Banda | " | ... | 4,136 | ... | 1,100 | ... | ... | ... | ... | 5,236 |
| Cawnpore | " | ... | 457 | ... | ... | ... | ... | ... | ... | 457 |
| Fatehpur | " | ... | 910 | ... | ... | ... | ... | ... | ... | 910 |
| Benares divisional office | " | ... | 158 | ... | 159 | ... | ... | ... | ... | 317 |
| Jaunpur | " | 1,526 | 525 | ... | 6 | ... | ... | ... | ... | 2,045 |
| Mirzapur | " | 2,014 | 4,404 | 735 | 826 | ... | ... | ... | ... | 6,327 |
| Allahabad | " | ... | 5,739 | ... | 2,185 | ... | ... | ... | ... | 7,974 |
| Jhansi | " | 517 | 508 | ... | ... | ... | 104 | ... | ... | 95 |
| Hamirpur | " | ... | 4,108 | ... | ... | ... | ... | ... | ... | 4,108 |
| Jalaun | " | 74 | 1,611 | 742 | 1,067 | 88 | 989 | ... | ... | 4,571 |
| Gorakhpur | " | ... | 160 | ... | ... | ... | ... | ... | ... | 160 |
| Basti | " | ... | 460 | ... | ... | ... | ... | ... | ... | 460 |
| Azamgarh | " | ... | 240 | ... | ... | ... | ... | ... | ... | 240 |
| Total | ... | 1,28,287 | 2,28,787 | 18,710 | 2,649 | 126 | 5,868 | 10,321 | 12,149 | 3,65,293 |

EAST INDIA (FAMINE).

ADVANCES AND GIFTS TO AGRICULTURISTS

FOR

SEED, CATTLE AND SUBSISTENCE,

AT THE

END OF THE FAMINE.

Presented to both Houses of Parliament by Command of Her Majesty.



LONDON:
PRINTED FOR HER MAJESTY'S STATIONERY OFFICE,
BY DARLING & SON, LTD., 34-40, BACON STREET, E.

And to be purchased, either directly or through any Bookseller, from
EYRE & SPOTTISWOODE, EAST HARDING STREET, FLEET STREET, E.C., and
32, ABINGDON STREET, WESTMINSTER, S.W.; or
JOHN MENZIES & Co., 12, HANOVER STREET, EDINBURGH, and
90, WEST NILE STREET, GLASGOW; or
HODGES, FIGGIS, & Co., LIMITED, 104, GRAFTON STREET, DUBLIN.

1900.

EAST INDIA (FAMINE).

ADVANCES AND GIFTS TO AGRICULTURISTS FOR SEED, CATTLE AND SUBSISTENCE AT THE END OF THE FAMINE.

*Letter from the Government of India to the Secretary of State for India, No. 31
(Famine), dated Simla, the 14th June, 1900.*

We have the honour to acquaint your Lordship with the measures which we have taken to enable the Local Governments to make loans on easy terms to agriculturists in distressed tracts for the purpose of purchasing seed and cattle and for their own subsistence during the next ensuing agricultural season.

2. In the Budget arrangements for the present year we previously allotted Rs. 50,38,000* to the distressed provinces under the head "Class I Loans." We recognised that the provision might prove insufficient, but the extent of the insufficiency could not be determined until the requirements of the agriculturists had been more fully ascertained and until we knew what sum would be at the disposal of the Central Committee of the Indian Famine Relief Fund for grants to the poorest cultivators.

3. We have lately been in correspondence with the Local Governments on the subject, and have ascertained from them that their requirements for the approaching agricultural season would be met by the addition of 72½ lakhs of rupees to the allotments for agricultural advances already made. We have accordingly increased the grants to an aggregate total of Rs. 1,22,88,000.† We have also authorised the Local Governments to hereafter grant liberal remissions of the sums advanced in cases of necessity, to forego interest in all cases, and to postpone the recovery for at least one year of any portion of the principal. We append a copy of our instructions on these points.

The requirements of Berar have been provided for by a separate arrangement and will be chargeable to the revenues of the Assigned Districts.

4. The Central Committee of the Indian Famine Fund have made to the above mentioned Provinces grants aggregating Rs. 50,45,000.‡ This is in addition to the provincial charitable relief funds already at the disposal of these Governments, which amount to about Rs. 6,45,000. The greater portion of this money will be distributed by the affiliated District Committees as gifts to the poorest classes of cultivators. The ordinary procedure will be that the recipients of gifts will be selected in each village on behalf of the District Charitable Committee by the revenue officers whose duty it is to ascertain the loan requirements of the villagers. The Revenue officer will in the course of his inquiries mark off the poorest cultivators and recommend them for free gifts. The more substantial cultivators will receive loans from the State, and these in turn will hereafter be differentiated in respect of the recovery of the principal with reference to their circumstances.

5. We append a statement showing the grants made up to date to British Provinces and Native States by the Central Committee of the Indian Famine

| Lakhs of rupees. | | | Lakhs of rupees. | | |
|-------------------|-----|-------|-------------------|-----|--------|
| *Punjab | ... | 13.82 | †Punjab | ... | 30.82 |
| Central Provinces | ... | 10.00 | Ajmer | ... | 2.50 |
| Bombay | ... | 26.56 | Central Provinces | ... | 27.00 |
| | | | Bombay | ... | 62.56 |
| Total | ... | 50.38 | Total | ... | 122.88 |
| Lakhs of rupees. | | | | | |
| ‡Punjab | ... | 8.0 | | | |
| Ajmer | ... | 1.95 | | | |
| Central Provinces | ... | 17.0 | | | |

Fund. It will be observed that nearly one-third of the total amount distributed up to date has gone to Native States.

We have, &c.,
 (Signed) CURZON OF KEDLESTON.
 E. H. H. COLLEN.
 A. C. TREVOR.
 C. M. RIVAZ.
 T. RALEIGH.
 E. FG. LAW.

Enclosure 1.

Circular Letter from T. W. Holderness, Esq., C.S.I., Secretary to the Government of India, to the Chief Secretary to the Government of Bombay, the Chief Secretary to the Government of the Punjab, the Chief Commissioner, Central Provinces, the Chief Commissioner of Ajmer-Merwara, Nos. 1042-1045 F. (Famine), dated Simla, the 21st May, 1900.

I am directed to say that, as a special measure, undertaken with the object of facilitating the recovery of agriculturists in famine tracts from the losses sustained from drought, the Government of India are pleased to direct—

- (1) That all advances made in famine tracts under the Agriculturists' Loans Act for seed, cattle and subsistence of cultivators, in connection with agriculture operations undertaken during the approaching rains, may be made free of interest ;
- (2) That the first instalment in repayment of the principal of such advances may be postponed for 12 months from date of the advance. The dates for the remaining instalments will be determined by the Local Government with reference to the existing rules applicable to advances under the Act ;
- (3) That the Local Government may hereafter grant remissions in respect of the principal of such advances, according to the circumstances of the debtors, up to one-half the aggregate sum advanced in the province.

Enclosure 2.

Grants made to British Provinces and Native States by the Central Committee of the Indian Famine Fund.

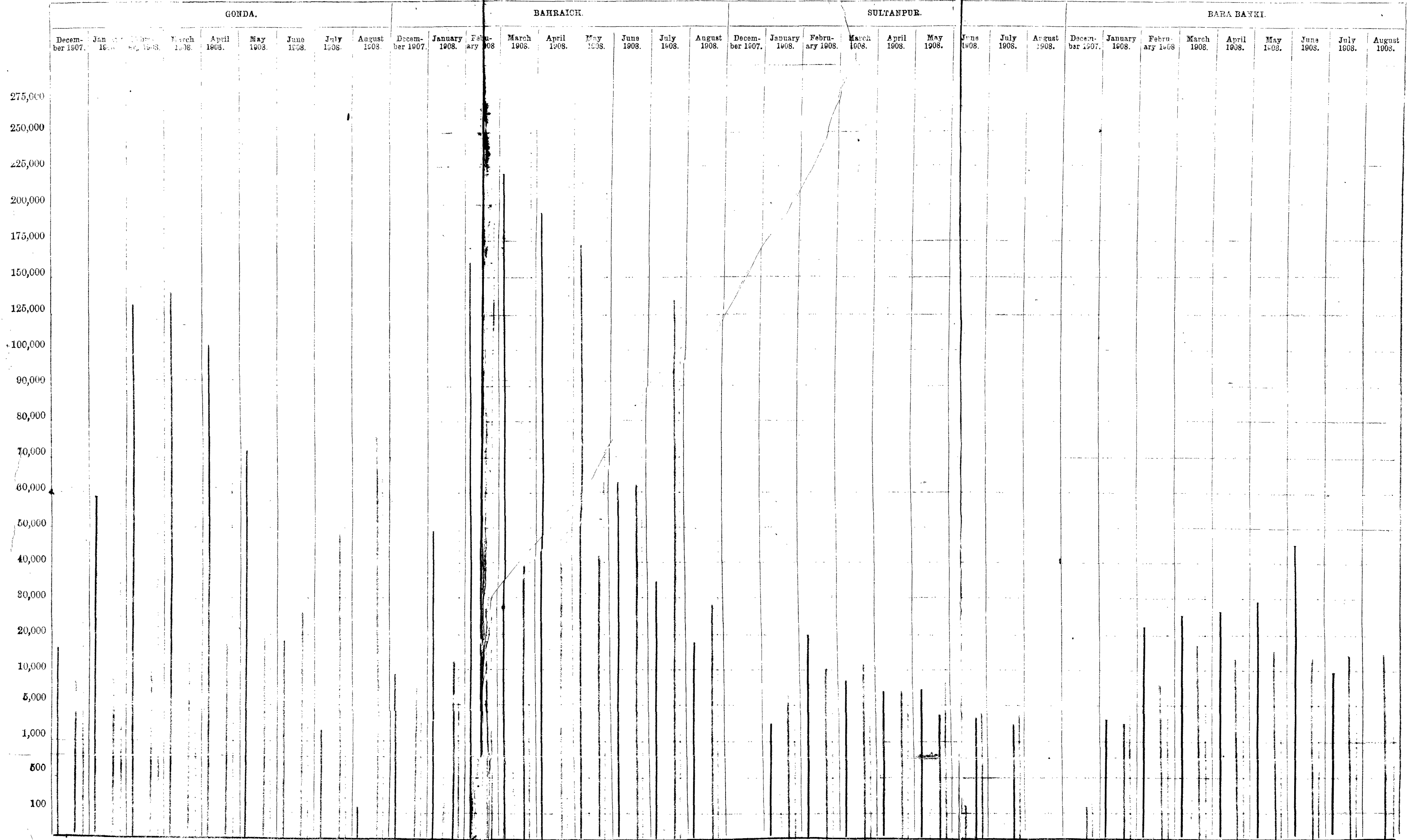
BRITISH PROVINCES.

| | | | | | | Rs. |
|-------------------|-----|-----|-----|-------|-----|-----------|
| Bombay | ... | ... | ... | ... | ... | 23,50,000 |
| Punjab | ... | ... | ... | ... | ... | 8,00,000 |
| Central Provinces | ... | ... | ... | ... | ... | 17,00,000 |
| Ajmer | ... | ... | ... | ... | ... | 1,95,000 |
| Baluchistan | ... | ... | ... | ... | ... | 10,000 |
| | | | | Total | ... | 50,55,000 |
| Berar | ... | ... | ... | ... | ... | 4,75,000 |

NATIVE STATES.

| | | | | | | |
|--------------------------|-----|-----|-----|-----|-----|-----------|
| Rajputana | ... | ... | ... | ... | ... | 10,50,000 |
| Central India | ... | ... | ... | ... | ... | 5,75,000 |
| Baroda | ... | ... | ... | ... | ... | 1,00,000 |
| Bombay States | ... | ... | ... | ... | ... | 6,25,000 |
| Hyderabad | ... | ... | ... | ... | ... | 1,00,000 |
| Punjab States | ... | ... | ... | ... | ... | 1,00,000 |
| Central Provinces States | ... | ... | ... | ... | ... | |

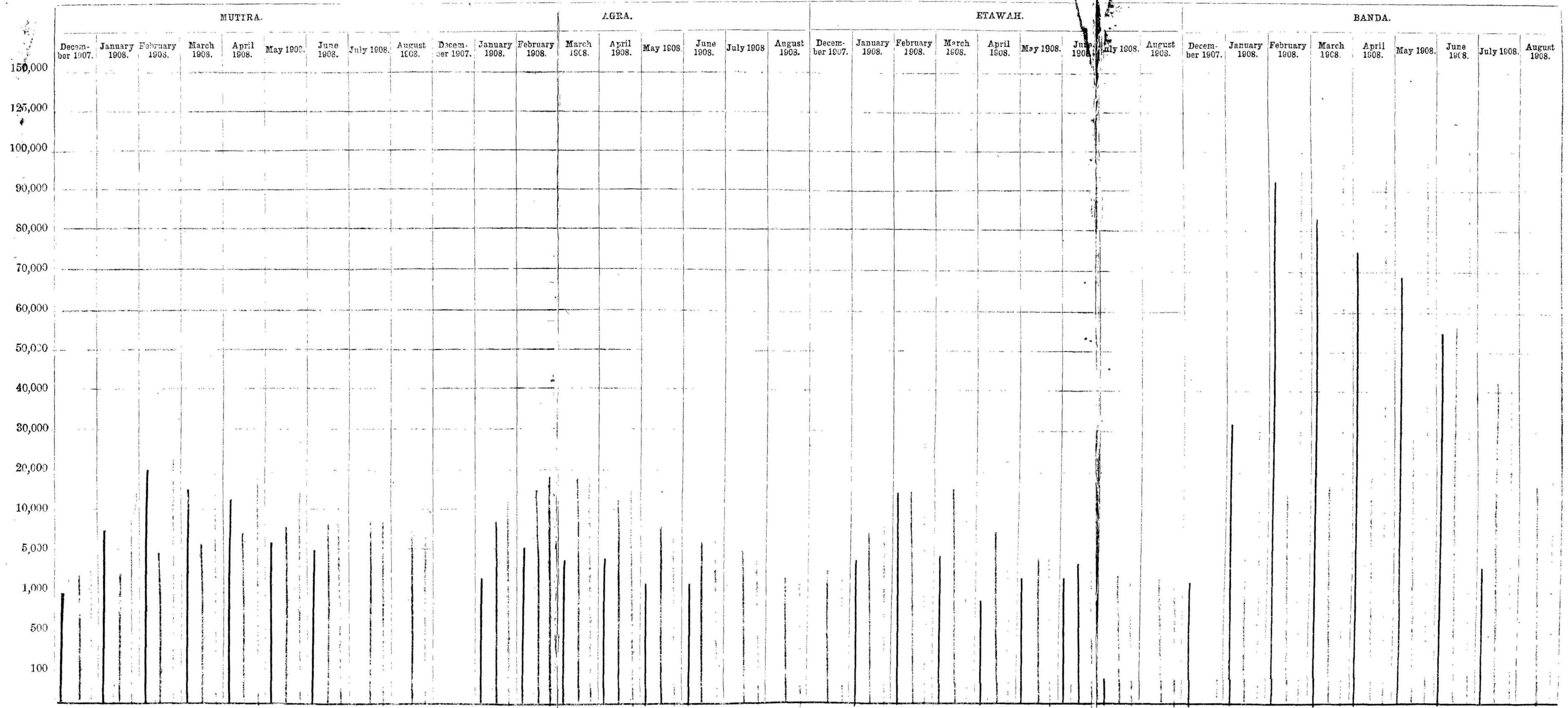
Diagram showing the number of persons relieved on the last Saturday of each month from December 1907 to August 1908 in famine districts.



References.

- On works (including dependants)
- On poorhouses
- Others
- Total

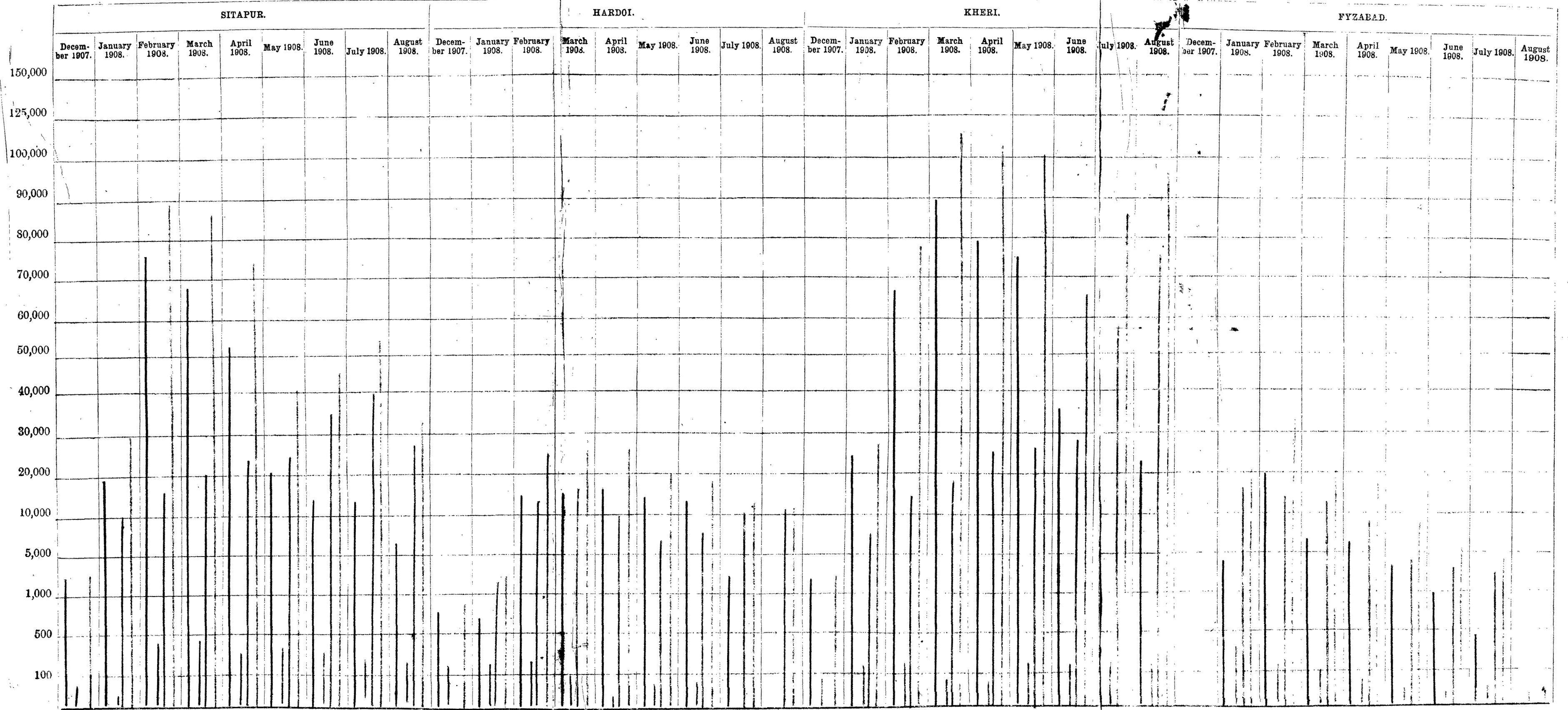
Diagram showing the number of persons relieved on the last Saturday of each month from December 1907 to August 1908 in famine districts.



References.

- On works (including dependant) ...
- In poorhouses ...
- Others ...
- Total ...

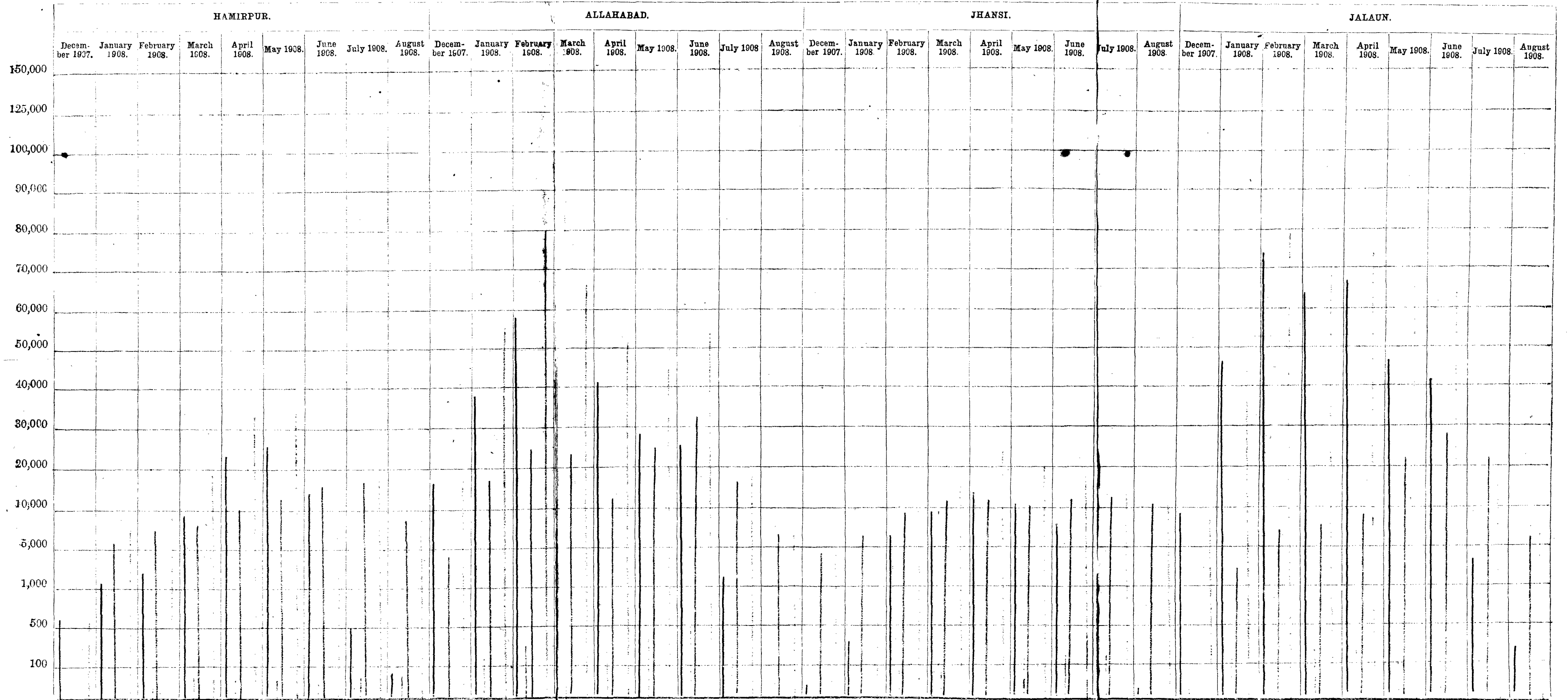
Diagram showing the number of persons relieved on the last Saturday of each month from December 1907 to August 1908 in famine districts.



References.

| | | |
|---------------------------------|-----|-----|
| On works (including dependants) | ... | ——— |
| On poorhouses | ... | ——— |
| Others | ... | ——— |
| Total | ... | ——— |

Diagram showing the number of persons relieved on the last Saturday of each month from December 1907 to August 1908 in famine districts.



References.

| | | |
|---------------------------------|-----|-------|
| On works (including dependants) | ... | _____ |
| In poorhouses | ... | _____ |
| Others | ... | _____ |
| Total | ... | _____ |