


REPORT
ON THE
ADMINISTRATION
OF THE
BOMBAY PRESIDENCY



For the year
1914-1915

BOMBAY
PRINTED AT THE GOVERNMENT CENTRAL PRESS
1916

0316
V231.8r
F2-
014465

Price—Rs. 1-0-0 or 2s.

**OFFICIAL AGENTS FOR THE SALE OF INDIAN
OFFICIAL PUBLICATIONS.**

IN ENGLAND.

CONSTABLE & Co., 10, Orange Street, Leicester Square, W. C., London.
GRINDLAY & Co., 54, Parliament Street, S. W., London.
HENRY S. KING & Co., 65, Cornhill, E. C., London.
**P. S. KING & SON, 2 & 4, Great Smith Street, Westminster, S. W.,
London.**
**KEGAN PAUL, TRENCH, TRUBNER & Co., Ltd., 68-74, Carter Lane
E. C., and 25, Museum Street, W. C., London.**
B. QUARITCH, 11, Grafton Street, New Bond Street, W., London.
W. THACKER & Co., 2, Creed Lane, London, E. C.
LUZAC & Co., 46, Great Russel Street, London, W. C.
B. H. BLACKWELL, 50 & 51, Broad Street, Oxford.
DEIGHTON BELL & Co., Limited, Cambridge.
T. FISHER UNWIN, Limited, 1, Adelphi Terrace, London, W. C.

ON THE CONTINENT.

ERNEST LEROUX, 28, Rue Bonaparte, Paris.
MARTINUS NIJHOFF, The Hague.

IN INDIA.

HIGGINBOTHAM & Co., Madras.
V. KALYANARAMA IYER & Co., Madras.
P. R. RAMA IYER & Co., Madras.
THACKER, SPINK & Co., Calcutta.
W. NEWMAN & Co., Calcutta.
S. K. LAHIRI & Co., Calcutta.
R. CAMBRAY & Co., Calcutta.
THACKER & Co., Limited, Bombay.
A. J. COMBRIDGE & Co., Bombay.
MANAGER, GOVERNMENT CENTRAL PRESS, Bombay.
D. B. TARAPOREVALA, SONS & Co., Bombay.
SUNDER PANDURANG, Bookseller, etc., Bombay.
GOPAL NARAYEN & Co., Booksellers, etc., Bombay.
N. M. TRIPATHI & Co., Booksellers, etc., Bombay.
Mrs. RADHABAI ATMARAM SAGOON, Bookseller, etc., Bombay.
RAMCHANDRA GOVIND & SON, Booksellers, etc., Bombay.
BOMBAY TRACT AND BOOK SOCIETY, Bombay.
N. B. MATHUR, K. N. H. Press, Allahabad.
MANAGER, NYAYASHRAYA PRESS, Poona.

REPORT
ON THE
ADMINISTRATION
OF THE
BOMBAY PRESIDENCY



*For the year
1914-1915*

BOMBAY
PRINTED AT THE GOVERNMENT CENTRAL PRESS
1916

CONTENTS.

	PAGE
PART I.	
SUMMARY	i—xviii

PART II.	
CHAPTER I.—PHYSICAL AND POLITICAL.	
AREA, ASPECT, CLIMATE, PRODUCTS	} See pages 1—91 of Report for 1911-1912, Part II.
HISTORICAL SUMMARY	
FORM OF ADMINISTRATION	
CHARACTER OF LAND TENURES, SYSTEM OF SURVEYS AND SETTLEMENTS	
CIVIL DIVISIONS OF BRITISH TERRITORY— DETAILS OF THE LAST CENSUS	

TRIBUTARY STATES.	
North Gujarát—	
Cutch	1
Káthiáwár	2
Pálanpur Agency	4
Mahi Kántha Agency	5
Rewa Kántha Agency	6
Cambay	7
South Gujarát—	
Dharampur, Bándsa and Sachin	ib.
Dángs	8
North Konkan, Násik and Khándesh—	
Surgána	ib.
Jawhár	9
South Konkan—	
Janjira	10
Sávantvádi	11
Deccan—	
Sátára Jágirs—	
Bhor, Phaltan, Aundh, Akalkot, Jath and Dapblá- pur	ib.
Kolhápúr, Southern Maráthá Country States and Dhárwár—	
Kolhápúr	12
Southern Maráthá Country States	13
Sávanur	14
Sind—	
Khairpur	15
Aden	ib.
Condition of the People	16

CHAPTER II.—ADMINISTRATION OF THE LAND.	
1.—Surveys—	
Topographical Survey	17
Tidal and Levelling Operations	ib.
Magnetic Survey	ib.
Revenue Surveys	ib.
City Surveys	18
2.—Settlements—	
Survey Settlements	ib.
Alienation Settlements	ib.
3.—Waste Lands	19
4.—Land Records—	
Presidency Proper	ib.
Sind	21
5.—Wards' and other Estates under management of Government—	
Estates in charge of the Tálukdári Settlement Officer	ib.
Estates in charge of the Manager, Incumbered Estates, Sind	22
Estates managed by Collectors	23
5.—Revenue and Rent-paying classes	ib.

CHAPTER III.—PROTECTION.	
LEGISLATIVE AUTHORITY	} See pages 115— 118 of Report for 1911-1912, Part II.
1.—Course of Legislation	24
2.—Police—	
Mofussil, Sind and Railway Police	26
Rural Police	27
Additional Police	ib.
Bombay City Police	28
Aden Police	ib.
Vagrants	ib.
3.—Wild animals and venomous snakes	29
4.—Chemical Analysis	ib.
5.—Criminal Justice	ib.
6.—Prisons—Civil and Criminal	30
7.—Civil Justice	31
Execution of decrees of Civil Courts by the Revenue Department	32
8.—Registration—	
Under Act XVI of 1908	ib.
Joint Stock Companies	ib.
9.—Local Board Administration	33
10.—Municipal Administration—	
Bombay Municipality	ib.
District Municipalities	35
Bombay Improvement Trust	36
11.—Military (Volunteering)	37
12.—Marine—	
Bombay Shipping Office	ib.
Aden Shipping Office	38
Bombay Port Trust	ib.
Karáchi Port Trust	ib.
Aden Port Trust	39

CHAPTER IV.—PRODUCTION AND DISTRIBUTION.	
1.—Agriculture—	
Area of available statistics	40
Cropped Areas	ib.
Agricultural Experiments	41
Agricultural Education	42
Advances to Cultivators	ib.
Agricultural Stock	43
Breeding operations	ib.
Fairs and Shows	44
2.—Weather and Crops—	
Meteorological Department of Western India	ib.
Note on the weather in the Bombay Presidency for 1913-14	ib.
Culába and Alibág Observatories	45
Season and Crops	ib.
Outturn of Crops	46
Insect Pests	47
Prices	ib.
Wages	ib.
Famine Relief	ib.
3.—Co-operative Societies	48
4.—Horticulture—	
Public Gardens	ib.
5.—Forests	49
6.—Mines and Quarries	51

CHAPTER IV.—PRODUCTION AND DISTRIBUTION—*continued.*

	PAGE
7.—POWER INDUSTRIES AND HANDICRAFTS	51
	52
	<i>ib.</i>
8.—Trade—	
(1) Presidency Proper	53
Chief Port, Bombay	<i>ib.</i>
Subordinate Ports	56
Land Trade	57
(2) Sind	58
Chief Port, Karáchi	<i>ib.</i>
Subordinate Ports	59
External Land Trade	<i>ib.</i>
(3) Aden	60
9.—Public Works—	
(1) Administration	61
(2) Roads and Buildings	62
Civil Buildings	<i>ib.</i>
Communications	67
Miscellaneous Public Improvements	68
Military Works	69
(3) Irrigation	
Financial Results	<i>ib.</i>
General Review	72
Sind	<i>ib.</i>
Deccan and Gujarát	78
10.—Railways	83
11.—Tramways	85

CHAPTER V.—FINANCIAL.

1.—Financial Review	86
2.—Mint	90
3.—Currency	<i>ib.</i>
4.—Land Revenue	92
5.—Irrigation Revenue	<i>ib.</i>
6.—Public Works Revenue	<i>ib.</i>
7.—Customs—	
Sea Customs	<i>ib.</i>
Land Customs	93
8.—Salt—	
Presidency Proper	<i>ib.</i>
Sind	94
Aden	95
9.—Excise—	
Presidency Proper	<i>ib.</i>
Sind	98
Aden	<i>ib.</i>
10.—Cotton Duties Act	<i>ib.</i>
11.—Stamps	99
12.—Income Tax	<i>ib.</i>
13.—Local Funds	<i>ib.</i>

CHAPTER VI.—VITAL STATISTICS AND MEDICAL RELIEF.

	PAGE
1.—Births and Deaths	101
2.—Emigration and Immigration	<i>ib.</i>
3.—Medical Relief	102
4.—Epidemic Diseases	<i>ib.</i>
5.—Bombay Bacteriological Laboratory	103
6.—Lunatic Asylums	104
7.—Sanitation	<i>ib.</i>
8.—Vaccination	105
9.—Veterinary	<i>ib.</i>

CHAPTER VII.—INSTRUCTION.


GENERAL SYSTEM OF PUBLIC INSTRUCTION	107	} See pages 207— 208 of Report for 1911-1912, Part II.
Education	107	
Yeránda Reformatory School	109	
Literature and the Press—		
Books and Periodicals	<i>ib.</i>	
Newspapers	<i>ib.</i>	
Government Publications	<i>ib.</i>	
LITERARY SOCIETIES		} See pages 211— 212 of Report for 1911-1912, Part II.
Royal Asiatic Society	110	
Arts and Sciences—		
Victoria and Albert Museum	<i>ib.</i>	
Karáchi Museum	<i>ib.</i>	
Bombay Natural History Society	<i>ib.</i>	

CHAPTER VIII.—ARCHÆOLOGY.


Archæological Survey of India, Western Circle	111
---	-----

CHAPTER IX.—MISCELLANEOUS.

1.—ECCLESIASTICAL JURISDICTION	112	} See pages 214— 217 of Report for 1911-1912, Part II.
Summary of Events in 1914-15	112	
2.—Stationery	<i>ib.</i>	
3.—General Miscellaneous—		
Government Central Press, Bombay	<i>ib.</i>	
Government Printing Press, Karáchi	<i>ib.</i>	
Government Photozincographic Office, Poona	<i>ib.</i>	
The War Relief Funds	<i>ib.</i>	



21—Willingdon Bridge at Mahuli—View from down-stream.



22—Willingdon Bridge at Mahuli—One of the six spans of 55 feet, showing arch ring and parapet wall of moulded concrete blocks.

ADMINISTRATION REPORT OF BOMBAY, 1914-1915.

PART I.

SUMMARY.

1. The influence of the great war was felt to a remarkably small extent in **General** the internal administration of the Presidency. Its adverse effects were confined **review.** almost entirely to the financial and commercial interests. The outbreak of war in August 1914 was followed by a restriction of credit which was all the more acute following as it did the failure of several banks in the previous year. The total foreign sea-borne trade of the Presidency fell by over Rs. 60 crores from the previous year's figure. The foreign land trade also declined considerably but the decline in the internal trade was insignificant. There was a tendency to inflate prices artificially but this was checked by Government through the action of local committees. That portion of the Imperial revenue which is derived from customs duties naturally suffered a severe decline on account of the interference with trade. The cotton manufacturing industry, which is the staple industry of the Presidency, received a severe check owing to the restriction of credit and to the cessation of imports of dyes from Germany. It might have been expected that the war would have given rise to a feeling of insecurity and unrest which would have been reflected in an increase in the crime statistics. So far from this being so, the number of persons charged with offences decreased considerably, a remarkable testimony to the confidence of the people in the stability of the Government. The appeal for gifts in kind and money for the war relief funds met with a most gratifying response, all classes of the community contributing with the greatest liberality according to their means. Numerous meetings were held all over the Presidency in which expression was given to feelings of loyalty to Government and of confidence in the justice and ultimate triumph of the cause of the allies. Almost without exception Chiefs offered their personal services and the resources of their States. Recruiting among the Maráthás of Sátára and Ratnágiri was carried on with remarkable success.

It was singularly fortunate that in so critical a time the Presidency should have been favoured with an exceptionally prosperous season, following moreover on two previous good seasons. The monsoon set in about the normal date and in spite of its rather slow extension inland, gave an abundant rainfall. The kharif rains largely exceeded the average almost throughout the Presidency proper. The rabi rains on the other hand were generally in defect except in one or two places. They were however well distributed and the rabi crops did quite well, with the exception of those in some parts of the East Deccan where the yield was only fair. In Sind the inundation was timely and brought about a considerable extension of the gross cropped area. It was however fitful and closed earlier than usual with the result that in Upper Sind the crops suffered somewhat.

The health of the Presidency suffered a set-back owing to a widespread outbreak of cholera. The mortality from both plague and small-pox was however the lowest on record for many years. The prevalence of intestinal diseases, which are due to defective sanitation, caused a very high rate of mortality among young children. The expenditure on education continued to increase. The financial situation however rendered it necessary to arrest progress in the opening of new primary schools. The financial condition of the co-operative credit societies was eminently satisfactory and they are becoming more and more independent of Government support.

**Personnel
of the admin-
istration.**

2. The office of Governor and President in Council continued to be held by His Excellency the Right Honourable Freeman Freeman-Thomas, Baron Willingdon of Ratton, G.C.I.E. The members of the Executive Council were the Honourable Sir Richard Amphlett Lamb, K.C.S.I., C.I.E., I. C. S., the Honourable Mr. Claude Hamilton Archer Hill, C.S.I., C.I.E., I. C. S., and the Honourable Mr. Prabháshankar D. Pattani, C.I.E.

**His Excellency
the Governor's
movements.**

3. On 9th April 1914 His Excellency left Bombay and arrived at Mahábleshwar the same day. On 2nd June His Excellency left Mahábleshwar and visited Madras on 4th and left the same night for Ootacamund where he arrived on the 5th and stayed with His Excellency the Governor of Madras till the 9th. His Excellency visited Mysore on the 10th and 11th, Bangalore on 12th, and returned to Ganeshkhind (Poona) on 15th June. When War was declared on 4th August, His Excellency proceeded to Bombay for a few days and paid weekly visits to Bombay during this month up to 23rd November when His Excellency took up his permanent residence in Bombay. On 23rd October His Excellency proceeded from Bombay to Mátherán where he stayed up to the 27th and returned to Bombay, visiting the temple at Ambarnáth *en route*. On 22nd December His Excellency proceeded to Calcutta where he stayed with the Governor of Bengal up to 28th and then visited Dárjeeling on the 29th and 30th. From Dárjeeling His Excellency proceeded to Jalgaon (East Khándesh) where he arrived on 2nd January 1915. Here the Mulji Jetha mills, high school, King Edward Memorial Hospital, girls' school were visited, and the municipal address was received at Lamington Hall. The next day (3rd) His Excellency visited the Ajanta Caves and left the same evening, arriving at Dhulia (West Khándesh) on 4th January. Here the civil hospital, Dhulia Prison, technical school, high school, Victoria Hindu Orphanage, the distillery, pinjrapole, and the Government farm were visited and the municipal address received at the municipal hall. On 5th His Excellency visited the Ellora Caves, and returned to Bombay on 6th January. On 8th February His Excellency proceeded to Ahmedabad where he arrived on the 9th. Here addresses were received from the municipality and the Millowners' Association. His Excellency visited the Gujarát College, the tombs of Shah Alam and the antiquities in the city and at night attended a reception at the Commissioner's residence. The same day Her Excellency laid the foundation stone of the Nursing Home, and visited the Deaf and Dumb School, Mahipatrám Orphanage and the leper asylum. The next day (10th) His Excellency rode round the camp, visited the cemetery and attended a garden party given by the Honourable Sir Chinubháí Mádhavlál. The same day Her Excellency visited the female training college and the ladies' club where an address was received. On the 11th, His Excellency visited the Step Well at Adalaj, the civil hospital, and Sárkhej. On the 12th, His Excellency proceeded to Godhra (Panch Maháls) where on arrival the municipal address was presented. His Excellency received visits from, and returned visits to, the Chiefs of Rewa Kántha, then visited the Telang High School and the Tálukdári School, attended a garden party and at night witnessed the Bhil dance and fire works. At Godhra Her Excellency visited the girls' school, met the local ladies who had worked for the War Fund at the club and received an address from the Godhra Indian ladies. On the 13th and 14th, His Excellency visited Chámpáner and on the 15th arrived at Broach. Here His Excellency drove round the city and visited objects of interest, received the municipal and district local board addresses at Shápurji Hall, visited the Thákore Sáheb of Kerwáda, and attended the garden party of the Thákore of A'mod. His Excellency also drove round the town and suburbs, visiting the civil hospital, Begum Wádi, etc. The same day Her Excellency visited the Pársi girls' school and the zenana hospital for women. On the 16th, His Excellency arrived at Surat where he received

addresses from the City and Ránder Municipalities, visited the civil hospital, and afterwards laid the foundation stone of the Sárvajánik high school hostel; while Her Excellency visited the leper asylum and other charitable institutions. In the afternoon His Excellency drove round the town and visited objects of interest, and in the evening attended a reception at the Collector's residence. His Excellency left Surat the same night and returned to Bombay on the morning of 17th February. His Excellency visited Poona on the 22nd February, and again on 3rd March to attend the meeting in honour of the late Mr. Gokhale. On 17th March His Excellency left Bombay for Delhi where he stayed with His Excellency the Viceroy up to the 21st and, after visiting Amritsar, Láhore and Pesháwar, returned to Bombay on 30th and then proceeded to Maháleshwar where he arrived on 31st March 1915.

4. There were no casualties or successions among the principal Ruling Native States. Chiefs during the year. The Chiefs one and all placed the resources of their States at the disposal of Government and several of them were permitted to proceed to the front.

The season was generally good and prosperous except in a few States where the kharif crops were poor. The public health was generally good except in a few States where there were outbreaks of plague and cholera. Education continued to advance slowly. The statistics of crime remained approximately stationary.

5. In the Northern Division a large area was measured and classed by the Revenue Gujarát and Thána field parties. In the Central Division a large party was engaged in the measurement and classification of *indm* villages. They measured over 47,000 acres and classed over 45,000 acres. A smaller party in the Southern Division was also engaged in the survey of *indm* villages. They were also employed on encroachment cases, road measurements and city surveys. In Sind the surveyors were mainly occupied in the measurement of sub-divisions of survey numbers. Revision settlement reports for ten *tálukas* in the Central Division and ten in the Southern Division were submitted by the Assistant Settlement Officers. Revision settlement rates were introduced into three *tálukas* of the Kánara district. Revised irrigational settlements were introduced into four *tálukas*, one *tapa* and one *deh* in Sind. Proposals were framed by the Superintendents of Land Records for the original settlement of one Government and 45 *indm* villages. Original settlements were introduced into twenty *indm* villages and revision settlements into eight *indm* villages. Proposals were framed for the revision of the *jama* of 27 *tálukdári* villages in the Panch Maháls. No important alienation settlements were made during the year.

6. The attention of the Land Records Department was largely occupied by Land records, city surveys and the measurement of sub-divisions of survey numbers. In some cases the latter operations were carried out in conjunction with the re-writing of the Record-of-Rights, which was in progress in most districts. The measurement work revealed the fact that the Record was far from accurate in many *tálukas*. Nearly a quarter of a million sub-divisions were measured in each division of the Presidency proper and over 40,000 in Sind. City survey work was in progress in Nadiád, Borsad, A'nand, Thána, Dhulia, Manmád, Jalgaon, Belgaum and Bágalkot and was completed in Viramgám, Sholápur, Bársi and Gadag-Bettigeri. In addition, a special survey was made of the sites of seven villages in the Surat district. Training classes in survey and settlement matters were held as usual for Junior Collectors and probationary Deputy Collectors, and circle inspectors were trained in central survey classes.

7. There was a further slight increase in the occupied area of the Presidency Occupied area, including Sind. Slight decreases occurred in the Panch Maháls, Broach, Kánara,

Hyderabad, Karáchi and Nawábsháh districts. Sind showed a substantial increase in the area of unoccupied culturable waste.

Wards' and other estates under Government management.

8. The Tálukdári Settlement Officer in virtue of his office and as Court of Wards for the districts of Ahmedabad, Kaira and Broach, was at the end of the year in charge of 598 estates. During the year claims from creditors amounting to over Rs. 6 lákhs were settled for a little over Rs. 1 lákhs. The favourable nature of the season facilitated the collection of *jama* and *takávi* including the arrears of previous years. The 305 incumbered estates under the Manager of Incumbered Estates, Sind, paid off nearly Rs. 87,000 in liquidation of debts and loans. The Manager was also in charge of 159 estates as Court of Wards for Sind. One hundred and nineteen estates were under the management of Collectors under the Court of Wards and other Acts.

Legislation.

9. During the year ending March 1915 nine Bills were introduced into the Legislative Council and nine Bills were passed into law. Act II of 1914 makes better provision for the exercise of control over the management of certain second class irrigation works. Act III of 1914 protects grantees under the Bombay Tramways Act against actions at law to restrain them from carrying out necessary overhauling and repairs on the alleged ground of their creating a nuisance. Act V of 1914 confers on Subordinate Judges power to try and dispose of suits to which an officer of Government as a Court of Wards is a party. Act VI of 1914 arranges for the presence of a military officer on the Board of the Bombay Port Trust. Act VII of 1914 effects two amendments in the chapter of the Bombay Land Revenue Code, dealing with superior and inferior holders, both affording an increased measure of protection to the inferior holder. Act VIII of 1914 effects a number of changes in the Bombay District Municipal Act, 1901. The chief of these provides for the appointment of a Municipal Commissioner for municipalities having a population of not less than one hundred thousand. Act I of 1915 provides for the making and execution of town planning schemes.

Police.

10. There was a substantial increase in the police establishment during the calendar year 1914, mainly under the re-organization scheme. The percentage of educated officers and men remained the same as in the previous year. The progressive improvement in the conduct and work of the police which has been observable for many years back was maintained during 1914. The crime returns illustrate the tendency of crime to vary inversely with agricultural prosperity in the Presidency. Two favourable monsoons in succession led to an abrupt fall in the numbers of police cognizable cases under the Indian Penal Code classed as true. This applied to the mofussil. In Bombay City there was a normal increase. The percentages of undetected cases and of cases included as false both showed a marked decrease. The percentage of convictions of persons placed on trial was much as usual. The percentage of stolen property recovered increased slightly and continued to be higher in the mofussil than in the Presidency. The finger print bureau continued to be useful in tracing the antecedents of accused persons. In addition to their ordinary duties the police carried out as usual a large amount of miscellaneous work. The Bombay Police in particular were called upon to perform various duties in connexion with the war, in keeping down prices, policing dock-yards, assisting the military authorities and allaying panic.

Vagrants.

11. There was a slight increase in the number of admissions to the Government work houses, but the number of desertions showed a satisfactory decrease.

Wild animals and snakes.

12. There was a further increase in the number of deaths from snake-bite, Ratnágiri being again the chief sufferer. The Lauder Brunton lancet was not often used and little can be asserted of the results obtained because the snake is so seldom identified. Human mortality caused by wild animals is so small as to

be negligible. Government have approved certain measures adopted by the Commissioner in Sind in connexion with the reported heavy losses of cattle owing to wolves. The amount paid during the year in rewards for the destruction of wild animals and snakes showed a small increase.

13. There was a slight decrease in the number of analyses carried out. More than half of them were on behalf of the Customs and Excise Departments. The practice of sending blood-stains to Calcutta for serological examination was continued. The work in the Sind laboratory is rapidly increasing.

14. The decline in crime deduced from the police statistics is confirmed by the figures furnished by the criminal courts, for in the calendar year 1914 the number of cases reported fell by $1\frac{1}{2}$ per cent. and cases actually brought to trial by nearly 2 per cent. Of the total number of reported offences 94.8 per cent. were classed as true. Rather over one-third of the true cases fell under the Indian Penal Code and the remainder under special or local laws. There was a welcome decrease in the number of cases of offences against the public tranquillity, of hurt, criminal force and assault and criminal trespass, and of offences under the Criminal Procedure Code and Cattle Trespass, A'bkári and Criminal Tribes Acts, but the most important decline was in cases of theft. On the other hand cases under the District and Bombay Municipal Acts, Public Conveyance Act and District Police Act increased considerably. Of the persons put on trial 53.2 per cent. were convicted. The steady increase in this percentage was thus maintained. Of the persons acquitted or discharged nearly one-half were acquitted after composition. The highest percentage of acquittals occurred in offences relating to marriage, where the percentage was 95. This is due to the fact that the majority of such offences are compounded. The lowest percentage, 7, occurred in cases of attempted theft. Excluding Bombay City, the district showing the highest proportion of offences returned as true to the population is Ahmedabad with a proportion of 1 to 65. Bijápúr shows the lowest proportion, 1 to 579. In Bombay City the proportion was 1 to 17, but here the figures are swollen by a large number of comparatively trivial cases under the Bombay Municipal and Police Acts. There was a further welcome increase in the number of first offenders released on probation under section 562 of the Criminal Procedure Code. Sixty-two persons were sentenced to death as against 65 in 1913 and the number of transportations decreased from 251 to 204. In eighteen per cent. of the appeals, sentences were reversed and in 10 per cent. they were reduced, the figures for the previous year being 16.5 and 8 respectively. Judges agreed with their juries in over 96 per cent. of the trials by jury and in cases tried with assessors the judges agreed with all of them in 70.2 per cent. and some in 10.1 per cent.

15. The total jail population showed a substantial decrease, in consequence of the decrease in crime. The daily average population increased slightly owing to the number of long-term prisoners admitted in 1913. The average daily population of all classes of jails decreased however by 76. It is a regrettable fact that there was no decrease in the number of juveniles sent to prison. Overcrowding in the jails continues to necessitate large drafts into the convict gangs. The improvement in discipline manifested in previous years was maintained, the number of offences dealt with both by the prison authorities and the courts decreasing slightly in spite of the increase in the daily average population. The death-rate rose from 15.6 to 18.2 *per mille*. If the deaths from gun-shot wounds of the prisoners who attempted to escape from the Belgaum Jail are excluded the death-rate is reduced to 16.4 *per mille*. The health of the prisoners was satisfactory. Some difficulty was experienced in procuring suitable warders for the Borstal jail at Dhárwár. Unfortunately little interest is taken by the public in juveniles

released from jail. The recently instituted Prisoners' Aid Society in Bombay was prevented from inaugurating active operations as financial support was not forthcoming on account of the war.

Civil justice.

16. The volume of litigation continued to increase, the number of cases instituted before civil courts rising by $5\frac{1}{2}$ per cent. The number of cases decided increased by over 6 per cent. Thus a fair proportion of the accumulated arrears was cleared off, the congestion of the civil files being partially dealt with by the appointment of four additional First Class Subordinate Judges and by the appointment or deputation of Joint or Additional Second Class Subordinate Judges in thirty-four places. There was a slight decrease in the number of regular appeal cases and miscellaneous cases, and a slight increase in the number of regular suits. There was a marked rise in the number of suits for money or movable property, and the aggregate value of suits rose from Rs. 4.54 crores to Rs. 6.75 crores. The average duration of contested suits declined, but there was an increase in that of uncontested suits; it is still in the superior courts that the greatest delay occurs. The delay in disposal was mainly due to the non-service of notices and to the effect of Rule 5 of Order IX of the Civil Procedure Code which allows a plaintiff a year within which to apply for a fresh summons to defendant after failure of service. Excluding Bombay and Karáchi where there are High Courts, the most litigious district in the Presidency was Poona, while Thar and Párkár was again easily the least. There was a decline of over 4 per cent. in the number of appeals presented and an increase of nearly 4 per cent. in the number decided. The percentage of cases in which original order was altered on appeal remained the same as in the previous year, namely 21.

Execution of the decrees of civil courts by the Revenue Department.

17. There was a considerable increase in the number of civil court decrees referred to the Revenue Department for execution. Nevertheless, the proportion of cases undisposed of at the end of the year to the number received was less than at the end of the previous year. There was a rise both in the number of cases settled by mutual agreement and in the value of the property affected by such cases. The amount paid by judgment-debtors increased, but the amount remitted by judgment-creditors fell considerably.

Registration.

18. There was an increase of 56 per cent. in the number of documents registered. The financial results were satisfactory, there being a substantial increase in revenue, while expenditure decreased slightly.

Joint Stock Companies.

19. The period covered by the report comprises the first year during which the new Indian Companies Act VII of 1913 has been in force. During the year the number of companies registered was 15 only as compared with 66 in the previous year. A certain proportion of this decrease may be attributed to the fact that there was a rush in the previous year to register under the less stringent provisions of the old Act. The banking crisis of 1913-14, followed by the financial stringency due to the war, also discouraged the formation of new concerns. Nevertheless, there was a satisfactory increase in the paid up capital of existing concerns, though the aggregate nominal capital decreased.

Local boards.

20. There was an advance of Rs. $1\frac{1}{8}$ lákhs in the aggregate income of the local boards, mainly owing to large collections of arrears of local fund cess in the Central Division. Expenditure increased by nearly Rs. 6 lákhs. Educational charges which rose by nearly Rs. 4 lákhs to over Rs. 36 lákhs represented nearly 43 per cent. of the total expenditure. The upkeep and improvement of communications formed as usual the largest item of expenditure on civil works, while the chief building work consisted of the construction and repair of educational, medical and veterinary buildings. No district had its closing balance below the prescribed minimum; most of the balances continue indeed to be unduly inflated

though several districts made satisfactory efforts to reduce them. The number of district local boards remained the same as in the previous year while the number of taluka local boards decreased by one owing to the conversion of a taluka into a mahal.

21. In spite of a further reduction in the general tax from 10 per cent. to $9\frac{7}{8}$ per cent. there was an increase in the income therefrom. Owing to the effects of the war, however, the net income of the Municipality decreased, and was exceeded by the expenditure to the extent of Rs. 39,824. There was a further heavy increase of expenditure on loan works owing principally to heavier outlay on the Tansa reduplication works. During the year the second instalment of Rs. 41 lakhs of the Rs. 70 lakhs loan for this purpose was raised from the public. The capital liabilities at the end of the year stood at Rs. 6.88 crores. Against this the sinking fund invested up to the end of the financial year amounted to Rs. 150.8 lakhs. Eight important roads were widened by the addition of set-backs. In all land measuring 4,653 square yards estimated to cost over Rs. $1\frac{1}{2}$ lakhs was added to the streets. The expenditure on metalling and patching roads exceeded Rs. $2\frac{1}{2}$ lakhs. The tarring of roads was continued. The erection of new machinery at the Love Grove pumping station was completed. The number of fires which occurred during the year was the largest on record though the estimated damage was only half that of the previous year. The general health of the city was good, the death-rate being 32.52 as compared with 32.47 *per mille* for 1913-14, which was an exceptionally healthy year. The quantity of food destroyed as unfit for human consumption was over two hundred thousand pounds. There was a slight decrease in the number of children attending municipal schools owing to the exodus of people from the city shortly after the outbreak of war.

22. The aggregate revenue of the district municipalities fell by nearly Rs. 9 lakhs. The decrease was due to the receipt of smaller grants from Government and to diminished receipts from octroi and tolls owing to the stagnation in trade brought about by the war. The aggregate expenditure increased by about Rs. 7 lakhs. No large new loans were made by Government during the year. The total loan liability at the end of the year amounted to Rs. 71 lakhs. The period of supersession of the Ahmedabad municipality terminated with the year under report. The Rajapur municipality remained under suspension. Two municipalities were abolished and one was superseded for a period of five years. A new municipality was created for Shahdadpur in the Nawabshah district.

23. The Trust raised a further loan of Rs. 50 lakhs and thus brought its total borrowings up to Rs. 543 lakhs. During the year over a lakh of square yards of land was acquired at a cost of Rs. 28.34 lakhs. It is satisfactory to note that not a single case was referred to the Tribunal of Appeal, which was occupied in settling 21 cases pending from the previous year. No appeals were filed in the High Court. The programme of works had to be curtailed owing to outbreak of war. Good progress was made with the Sandhurst Road, Dadar-Matunga, Sion-Matunga, Nowroji Hill and East Agripada schemes. Two schemes for widening the Parel Road were added to the programme during the year. The number of plots disposed of on lease was much below normal. This was due to the failure of several local banks followed by the outbreak of war. The Trust as usual provided ample accommodation for all persons dishoused owing to its operations. The death-rate in the Trust's chawls remained well below the general rate for the city.

24. The increasing prosperity of the Port of Bombay is reflected in the further advance in the number of seamen shipped and discharged. There was a decrease in the number of distressed European seamen who were given assistance,

but the number of distressed native seamen conveyed to and from the port rose by 400 per cent. owing to the capture of prize-ships and the sinking of a certain number of British vessels. One Marine Court of Inquiry was held during the year.

**Port Trusts :
Bombay,
Karachi
and Aden.**

25. The receipts of the Bombay Port Trust amounted to the record figure of over Rs. 1 crore, an excess of Rs. 3·9 lakhs over the previous year's total of Rs. 98·8 lakhs, hitherto the highest on record. The year's working left a deficit of Rs. 16 lakhs which was met by withdrawal from the reserve fund. The reserve fund was further depleted to the extent of Rs. 2·7 lakhs on account of special expenditure on the temporary cotton depôt at Mazagaon and on relaying sidings inside Prince's and Victoria Docks. The fund amounted to Rs. 86·7 lakhs at the close of the year. A four per cent. debenture loan for Rs. 127 lakhs was raised for the construction of various new capital works. Progress was made with the construction of warehouses and sidings in the docks, the Mazagaon-Sewri reclamation scheme and the Port Trust railway; the pumping station and the Hughes dry dock were completed during the year. The receipts and expenditure of the Karachi Port Trust showed a further decline. The reserve fund was, however, increased by a further addition of Rs. 5 lakhs from the Trust's balances. Considerable sums were expended on the Mansfield import yard, the Thùle produce yard and the West Wharfage scheme. Improvements were made in other wharves and yards, the construction of two over-bridges was in progress, the Port Trust village was near completion at the end of the year and the widening of the Napier Mole bridge was completed. There was a decline of nearly one million in the tonnage of ships, excluding Government vessels, which visited the port of Aden, and there was a corresponding decline in both the receipts and expenditure of the Port Trust.

Cropped areas.

26. There was an increase of 4,796 acres in the area for which statistics are returned. The gross and net cropped areas both rose by about 3·4 per cent. in the Presidency proper and were the highest on record since 1894-95. There was a slight increase in the area under food-crops. The increase in Sind was more considerable and amounted to 25 per cent. above the average. The area under cotton rose by 7·7 per cent. in the Presidency proper and remained stationary in Sind. Thus the extension of the cultivation of cotton received a decided check owing to the fall in prices. The cultivation of wheat advanced by 10 per cent. in the Presidency proper and by 46 per cent. in Sind, owing to the prospects of high prices, coupled with the fall in the price of cotton. The irrigated area rose by 5 per cent. in the Presidency proper and by 7 per cent. in Sind. Owing to the high rainfall the irrigation from Government canals decreased while the same cause led to a considerable increase in the irrigation from tanks. The increase in Sind was due to the favourable inundation. In that province the ratio of the irrigated area to the net cropped area was nearly 82 per cent., while it was only 3½ per cent. in the Presidency proper.

**Agricultural
experiments.**

27. A comprehensive review of the present position of the Agricultural Department was given in last year's summary, and there is not much to add to it. The most notable improvements effected by the department during the year were in the cultivation of sugar and in the subsequent treatment of the cane. These improvements are finding favour amongst the cultivators and the requisite implements for cultivation find a ready sale. A start was made during the year in introducing a scheme for providing a reserve of fodder in the tracts where it is likely to be needed. The question of the conservation of soil received some attention and experiments were initiated to this end.

against smut. In the Deccan the active propaganda of former years was continued vigorously and a considerable move forward was made in the Southern Marátha Country. In other parts of the Presidency progress was less satisfactory. The growing of the department's improved strains of cotton was found to be hindered by the defective buying arrangements which obtain at present. Some improvement was effected in this matter by inducing the cultivators of a group of villages in Gujarát to grow cotton from the seed of the department's improved strains, to gin their own cotton, and market it jointly.

28. The decrease in the total of advances which occurred in the last two years was repeated in the year under report, as the result of a third favourable season and would probably have been even more marked had not the war caused a restriction of credit. The improvement in agricultural conditions is notably reflected in the figures for Ahmednagar and Sholápur, where the amounts advanced for the purchase of seed and cattle decreased by more than one and two lákhs respectively. The growth of co-operative credit societies has also contributed to the diminution in demand. The only districts showing substantial increases were East Khándesh and the districts of Sind. The increase in East Khándesh is attributed to the shortage of credit caused by the war. In Sind the high inundation was the main cause of the increase. On the one hand numerous breaches in the bunds necessitated large advances under the Land Improvement Loans Act, while on the other hand considerable areas were rendered available for cultivation by flooding, and the stock of seed in the hands of the zamindárs required to be supplemented by means of advances under the Agriculturists Loans Act. A large proportion of the advances was made on the joint bond system. In the Thána district a large sum was advanced to the inhabitants of Badlápúr for re-building their houses which had been destroyed by fire. Recoveries of *takdvi* were effected on the whole without difficulty. Most of the works in progress were inspected by revenue officers and in about 100 cases where misappropriation was discovered the amount was recovered summarily, except in 14 cases in which time was given to the borrowers to complete their works. Advances to cultivators.

29. No stud bull was maintained during the year at the Northcote Cattle Farm, Chhárodi. The number of head of cattle on the farm increased slightly but there were rather fewer calves born in the farm than during the previous year. There was a slight decrease in the number of stud bulls owned by local bodies. There was a slight increase in the number of mares covered by the stallions kept by the Veterinary Department at various stations in the Deccan and Gujarát. Breeding operations.

30. The Ahmedabad horse show was held in February. A grant of Rs. 2,500 and a silver medal were provided by Government. For the second year in succession no show was held either at Ahmednagar or Sholápur. Grants for prizes were given by Government to the cattle show at Talod in the Ahmedabad district and to the agricultural shows at Bijápur and Shirpur in the West Khándesh district. A cattle show was held for the first time at Landhi in the Karáchi district. Prizes were awarded from local funds and from private gifts. Fairs and shows.

31. The monsoon set in on the west coast of the Peninsula about the normal date and in spite of its rather slow extension inland gave an abundant rainfall, which was fairly well distributed. The withdrawal of the monsoon was earlier than usual and gave a rainfall which was considerably in defect in the Presidency proper but in excess in Sind. Generally speaking the monsoon was a favourable one. Meteorology.

32. A favourable season resulted in a further decrease in the price of the staple food-grains. Attempts to inflate prices artificially on the outbreak of war were successfully met by local committees. Wheat rose considerably in response to the world demand, but the tendency was checked by the Government Prices and wages.

control of export. There was a heavy fall in cotton but a recovery took place at about the time of harvest so that the cultivator did fairly well. In spite of the shutting down of many public works and the decrease in the price of food-grains the scarcity of labour continued and wages showed no tendency to decline from the high level reached in recent years; some districts actually reported a further increase. Under conditions in which the supply of labour is perennially inadequate to the demand it is inevitable that while a bad season will not have much effect in lowering wages, a good season will check any tendency to fall, because every man who can cultivate his own land will prefer to do so, so that one source of supply, the class of small cultivators is not available for labour in a good year. In Sind wages were about 50 per cent. higher than in the Presidency proper.

Famine relief.

33. The Presidency was entirely free from famine. The only districts in which there was anything approaching scarcity were Poona and Sholapur, where there was a partial failure of crops in some localities. Substantial suspensions of land revenue were granted in this limited area but no relief works were found necessary nor was any fodder imported from outside the districts.

Co-operative societies.

34. The rate of progress in co-operation was less rapid than in the two previous years, mainly owing to the greater caution exercised in registering new societies. The number of societies in the Presidency proper increased by 17 per cent., the number of members by 27 per cent., and the working capital by 23 per cent., while the profit on the year's working increased by 30 per cent. The Bombay Central Co-operative Bank paid a dividend of 6 per cent., carried Rs. 6,500 to the reserve fund and set aside a like amount to be paid in bonuses to borrowing societies. It is satisfactory to note that only 5 per cent. of the aggregate working capital of the agricultural societies represents loans from Government. The percentage has been steadily falling since 1910, when it was 20. A hopeful beginning has been made in organizing societies for the distribution of agricultural products. The non-agricultural societies made good progress, a noteworthy feature being the establishment of 14 societies in the city of Bombay for the redemption of the urban labouring classes from debt. Three new societies were established in Sind and one was cancelled.

Forests.

35. There was a decrease in revenue in all circles of the Presidency proper, though there was a slight increase in Sind. Expenditure increased slightly in the Northern and Central Circles, but decreased in the Southern and Sind Circles. The North and South Násik divisions were transferred from the Central to the Northern Circle, while the Kolába division was transferred from the Northern to the Central Circle. There was a decrease in the number of prosecutions for forest offences and a slight increase in the area traversed by fire.

Power industries and handicrafts.

36. The cotton industry is by far the most important industry in the Presidency and it centres chiefly in Bombay and Ahmedabad. No fewer than 629 of the 706 working factories which fall under the Factories Act are connected with this industry. The industry was seriously affected for some time after the outbreak of war and several Bombay mills actually shut down, though all the up-country mills continued working. All the mills had heavy accumulations of stock at the end of the year. Great difficulty was experienced in the manufacture of coloured goods owing to the cessation of imports of chemicals and dyes. The hand-loom industry also suffered severely from this cause. The silk weaving and gold and silver embroidery industries also suffered from the effects of the war. The match factories find great difficulty in meeting Japanese competition. The metal-work handicrafts suffered somewhat owing to the difficulty in obtaining metal sheets from Europe. As in previous years a considerable number of new oil presses and flour mills were opened. The sugarcane industry continues to flourish.

37. The total sea-borne trade of the Presidency proper was valued at Rs. 156·3 crores, or Rs. 60·3 crores less than the previous year's total. The decrease, which is attributable to the effects of the war, comprises a fall of Rs. 57·41 crores in private trade and of Rs. 2·89 crores in Government transactions, which declined from Rs. 7 crores to Rs. 4·11 crores owing to the cessation of imports of silver for coinage. The fall in private trade comprises a shrinkage of Rs. 53·05 crores in foreign trade and of Rs. 4·36 crores in the coasting trade. The steady expansion of the foreign trade in private merchandise was naturally arrested and the value fell below that of the year 1910-11. The actual figure, Rs. 95 crores, is less than last year's figure by Rs. 36½ crores, to which decreased imports contributed Rs. 16½ crores, exports Rs. 19½ crores and re-exports Rs. 1 crore. For the second year in succession the value of treasure imported and exported contracted by Rs. 16 crores. Imports of gold on private account which had fallen by Rs. 13 crores in 1913-14 again fell by Rs. 15·35 crores. The fall is explained by the fact that nations and Governments the world over were naturally occupied in conserving and increasing their stocks of gold. Exports of gold bullion were reduced by Rs. 1·93 crores to Rs. 1·5 crores and there was a fall of Rs. 30 lakhs in the value of sovereigns exported. There were practically no imports of gold on Government account, while sovereigns to the value of Rs. 80·7 lakhs were shipped with the expeditionary forces. The share of the British Empire in the foreign trade rose from 45 per cent. to 49 per cent., while that of the continent of Europe fell from 28 per cent. to 21 per cent.

The land trade of the Presidency proper showed a marked decline both in volume and value. There was a rise however in imports of food-grains other than wheat and pulses and a fall in most other commodities. Imports of wheat fell to one-fourth of the amount imported in the previous year. The fall in exports was less marked, and the decline in the internal trade of the Presidency was insignificant.

The total value of the sea-borne trade of the province of Sind fell by 21½ per cent. Foreign imports fell by Rs. 5·42 crores, foreign exports by Rs. 6·48 crores and coasting trade by Rs. 18·69 lakhs. In exports there is a decline under almost every head, the largest decreases being under wheat, rapeseed and barley, due to the partial failure of crops in the United Provinces. Diminished imports enabled dealers to get rid of some of the large stocks held at the end of the previous year and owing to the rise in prices importers of sugar and matches they were able to make handsome profits. The external land trade declined by 10 per cent. only. The total trade by the new Nushki route declined by Rs. 7 lakhs only, showing that the trade by this route is firmly established.

The total value of the private sea-borne and land trade of Aden decreased by 23 per cent. The decrease occurred in both imports and exports of all classes of commodities.

38. A detailed account of the works in progress or completed during the year is given in Chapter IV. The New Customs Houses at Bombay and Karáchi were in process of construction. The Art and Archæology block of the Prince of Wales Museum was approaching completion when it was decided to convert the building temporarily into a hospital to be named the Lady Hardinge War Hospital. Good progress was made with the Royal Institute of Science building in Bombay. The expenditure on new educational buildings and additions and alterations to existing buildings fell from Rs. 8·56 lakhs to Rs. 7·6 lakhs. The expenditure on works for the medical department amounted to Rs. 9·3 lakhs as compared with Rs. 10·27 lakhs in the previous year. The expenditure on communications exceeded even last year's high figure and amounted to Rs. 25·5 lakhs.

as compared with Rs. 24·4 lákhs in 1913-14. The outlay on miscellaneous public improvements, including contributions from local funds and other sources, amounted to Rs. 15·26 lákhs which is only slightly less than the record figure attained in the previous year.

**Irrigation :
General.**

39. The total expenditure on irrigation advanced by nearly one láksh to Rs. 96½ lákhs. This was mainly due to an increase of capital expenditure amounting to nearly Rs. 6 lákhs on major works. This increase was almost equally divided between productive and protective works. On the other hand, revenue expenditure on major works declined by nearly Rs. 1½ lákhs and expenditure on works for which neither capital nor revenue accounts are kept decreased by Rs. 3 lákhs. The gross irrigation receipts rose from Rs. 103½ lákhs to over Rs. 109 lákhs.

Northern Division.

The Háthmathi Canal had an excellent flow and yielded more than double the average return. The Khári Cut extension was completed. The various tanks were well filled and irrigated a much larger area than in the previous year.

Central Division.

The area irrigated from the various tanks was less than usual on account of the favourable rainfall.

**Deccan Irrigation
Division.**

Fresh measures were attempted on the Nira Left Bank Canal to remedy water-logging by irrigating in certain areas for ten months only, but without success. More stringent regulations for the use of water were introduced. The area irrigated was satisfactory. Other protective canals in this division worked moderately well. The only important major productive work, the Mutha Canals system, irrigated rather less than the average area. Of the works under construction, the Godávari Canals, which are approaching completion, irrigated only half the area irrigated two years ago. The cultivators have not as yet learned how to use the water and are handicapped by a lack of capital. The Bhandar-dara dam which is to store up water for the Pravara Canals was raised 20 feet during the year and is now 90 feet above the river bed; extensive preparations have been made for replacing the Lake Whiting dam by a much larger structure.

Southern Division.

In the Southern Division there was a considerable decrease in the area of irrigation mainly under the Krishna Canal, Sátára District, and the Gokák Canal, Belgaum District, because of the seasonable rainfall.

Sind.

The inundation of 1914 was an exceptionally good one. The "fair irrigating level" at Kotri was maintained for a total period of 100 days, the average for the past 10 years being 68 days. The inundation was particularly favourable for irrigation in Sind generally, but it caused some disastrous floods in the Western Nara and Karáchi Canals districts.

Railways.

40. One hundred and seven miles of new line were opened for traffic during the year. They comprised the Broach-Jambusar and Petlád-Vaso Railways, parts of the Godhra-Lunáwáda, Bilimora-Kalamba and Pátan-Kakoshi-Khakhal Railways and an extension of the Dhrangadra Railway. In addition, 313 miles of line were under construction and numerous applications from private companies for permission to build railways were under consideration. Among the important works completed or in progress during the year were:—on the G. I. P. Railway, new carriage and wagon shops at Mátunga, the quadrupling of the main line between Byculla and Kalyán, the construction of the Currey Road overbridge, the remodelling of the Kalyán passenger station and yard and the re-alignment of the line on the Thull Ghát; on the B. B. & C. I. Railway, the remodelling of the Nadiád, Petlád, Bilimora, Broach, Ahmedabad and Baroda yards, the Carroll Road overbridge, the rebuilding of the French Road overbridge and of the Tapti and Par bridges; the sorting and marshalling yard at Bándra, the replacing of the 69-lb. rails by 90-lb. rails on the broad gauge system and the remodelling of the Parel

Workshops ; and on the M. & S. M. Railway, the junction arrangements at Londa, the re-alignment of the line at Adarki and the substitution of 60-lb. rails for 41½ lb. rails on the Hubli-Harihar section and from Hubli towards Gadag.

41. The gross Imperial revenue accruing in the Bombay Presidency Finance :
decreased by Rs. 90½ lakhs and the gross Provincial revenue by Rs. 36½ lakhs. General.
Thus the gross revenue declined by Rs. 127 lakhs and amounted in all to Rs. 16·8 crores. The gross expenditure on the other hand advanced by Rs. 1 crore to Rs. 9·97 crores. The Imperial increase was Rs. 84 lakhs and the Provincial Rs. 16 lakhs.

Imperial revenue amounted to Rs. 9·24 crores. By far the most important Imperial.
item is the customs revenue which showed a total of Rs. 4½ crores and a decline of Rs. 50 lakhs, mainly on account of a falling off in imports owing to the war. The effect of the war was also shown in the decrease of Rs. 4 lakhs under Stamps due to the depression of trade. On the other hand rumours that the war was to occasion a rise in the duty on salt caused abnormally large issues, in consequence of which the revenue from this source rose by Rs. 16½ lakhs. Collections of land revenue decreased by Rs. 22 lakhs owing to the exceptionally large collections of arrears in 1913-14. There was a decrease of Rs. 22½ lakhs in the receipts from the mint owing to there being no coinage of new silver. Increase in refunds of customs duties amounting to Rs. 5½ lakhs and an increase of Rs. 6½ lakhs in expenditure on irrigation works and of Rs. 3½ lakhs on civil works were the main items which contributed to the increased expenditure, while there was a decreased outlay of Rs. 2·8 lakhs on the mint, Rs. 2·4 lakhs on famine relief and Rs. 2 lakhs on minor public works.

Provincial revenue amounted to Rs. 7·56 crores. The decrease of Rs. 36½ Provincial.
lakhs is mainly due to a decrease of Rs. 26 lakhs under Land Revenue. The high proportion of the decrease assigned to Provincial revenue is due to a change in the system of accounting *kadim* cash allowances in alienated villages. Other notable decreases were Rs. 4 lakhs under Stamps, Rs. 2½ lakhs under Excise, mainly on account of reduced consumption of liquor, and Rs. 4·2 lakhs under Forests, mainly due to a fall in prices. Provincial expenditure rose by Rs. 16·4 lakhs. The most notable item was an increase of Rs. 10 lakhs on education, the expenditure on which amounted to over Rs. 83 lakhs ; the increase was mainly due to the expenditure of Imperial assignments, to larger payments in support of primary education and to increased expenditure on the College of Commerce. Increases of Rs. 4·3 lakhs under Land Revenue and Rs. 3·7 lakhs on Police were mainly due to departmental reforms entailing increases of pay. The principal item of decrease was one of Rs. 5 lakhs under Public Works (Civil). This was due to the payment to the Bombay Improvement Trust, in the previous year of an amount of Rs. 4 lakhs which did not recur, and to a decrease in grants to municipalities for sanitary works.

42. The feature of the year was the entire absence of the coinage of new Mint.
silver. The output of the popular nickel one-anna pieces, though slightly less than in the previous year, remained high. The amount of gold coin tendered in exchange for rupees again fell heavily.

43. There was a slight increase in the gross circulation of currency notes. Currency.
Excluding the Rs. 10,000 notes, which constitute the bulk of the balance in the Reserve Treasury and of the unemployed surplus of the banks, the average gross circulation fell by over Rs. 2 crores. On the eve of the declaration of war with Germany there was a rush on the currency offices for coin and currency notes were being sold at a discount in the city for a few days. As soon as war was declared a very strong demand for sovereigns set in, but so long as the Currency

Office issued these coins freely, they did not go to a premium. On August 5th Government prohibited the free issue of sovereigns to the public, the immediate effect of which was a rise in the rupee price of the sovereign throughout the Presidency. In Bombay City the quotation for a sovereign by the end of August was Rs. 15-10-0. From that period it dropped rapidly, falling to Rs. 15-0-6 at which level it remained during the closing months of the year under report. The total absorption of gold coin during the year amounted to £2 millions as compared with £4 millions in the previous year and £1½ millions in 1912-13. The net absorption of silver rose from Rs. 404·86 lákhs to Rs. 458·98 lákhs. This heavy increase was due to the large issues of coin from district treasuries that occurred in August and September in order to meet withdrawals from the Post Office Savings Bank and the demand for silver in exchange for notes. The popularity of the nickel one-anna piece continues to affect the circulation of single pice. New copper coin is nevertheless still in demand for distribution among the poor at marriages and festivals.

Land revenue. 44. The favourable nature of the season is reflected in the aggregate actual demand of land revenue which exceeded last year's high figure by Rs. 1·3 lákhs and amounted to Rs. 4·56 crores. Large collections of arrears in Sholápur and Bijápur where there was scarcity in the previous year helped to swell the total. Collections amounted to over 99 per cent. of the demand and were even better than in the previous year. Seven districts had arrears of less than Rs. 100 each at the end of the year. The total unauthorized arrears at the end of the revenue year amounted to little more than Rs. 2 lákhs.

**Sea customs :
Presidency proper.**

45. As a result of the decrease in imports brought about by the war the gross receipts from import duty fell by 6½ per cent. to Rs. 3·27 crores. The ratio of expenditure to net receipts was 3·7 per cent. There was a further marked advance in the value of goods bonded at the public warehouse. The number of cases adjudicated under the Sea Customs Act decreased by 10 per cent. and the amount of fines and penalties imposed decreased accordingly. The preventive staff was instrumental in detecting two important cases of attempted cocaine smuggling. A small increase was recorded in the receipts of the continental ports.

Sind. The net receipts in Sind fell even more heavily, the decrease amounting to 26 per cent.

Land customs. An increase of about 10 per cent. in the receipts on the Portuguese frontier was counterbalanced by an almost equal decrease in those on the Káthiáwár frontier.

**Salt :
Presidency proper.**

46. The gross revenue of the Salt Department in the Presidency proper advanced from Rs. 127·6 lákhs to Rs. 143·8 lákhs and the expenditure from Rs. 21·17 lákhs to Rs. 21·69 lákhs, owing principally to the fact that some of last year's bills were paid off during the year under report. The total amount of salt produced increased by about 8 lákhs of maunds. The total amount of salt issued and imported for consumption rose by 1¼ lákhs of maunds. Prices remained about the same as in the previous year. There was a slight decrease in the number of offences against the salt law.

Sind. The production of salt in Sind was the lowest on record since 1906-7 owing to the abnormal rainfall and to a strike among the salt workers. Prices remained high owing to the existence of a ring among the contractors. Expenditure continued to decline, but there was a slight increase in the gross receipts.

Aden. The salt revenue increased by over 100 per cent. owing to the crediting to Imperial revenue of one-fourth of the royalty recovered between 1911 and 1914 on salt exported from the Italian salt-works and to considerably increased output from the Arab salt pans and from Lalji's salt-works.

47. The total receipts fell by 0·5 per cent. The revenue from country spirit Excise :
decreased by 0·8 per cent., a decrease of over Rs. 3½ lakhs from still-head duty, Presidency proper.
being partially compensated for by a rise in receipts from license fees amounting to Rs. 2½ lakhs. The decrease in the former was partly due to a check in the consumption of strong spirit brought about by the general raising of the duty, and partly to a reduction in the duty on weak spirit, effected in order to encourage the consumption of weak liquor at the expense of the strong. The actual consumption of country liquor declined considerably, and the number of retail shops licensed declined by 120. In the case of 105 shops the closure was effected after an enquiry in consultation with the advisory committees. The contract-supply and separate-shop system was continued in all the areas where it obtained in the previous year. The revenue from toddy rose by 1·1 per cent. but the sales throughout the Presidency proper, excluding the town and island of Bombay, decreased by 0·4 per cent. This figure is based on the information supplied by the licensees and must be accepted with caution, particularly in view of a rise of 5·3 per cent. in the number of trees tapped. The gross revenue from opium rose by 10·6 per cent. This was mainly due to increased sales owing to the prosperous agricultural season and to the influx of Indian troops on their way to the front. The revenue derived within British districts from intoxicating drugs other than opium increased by 12 per cent. in spite of a decrease of 6 per cent. in consumption. The net revenue under this head was less than in the previous year by 7 per cent. on account of the effect of the war and of the increased rate of duty on exports to foreign countries. The number of offences against the ábkári law showed a further decline. There was an increase in the number of cases of illicit distillation detected, owing to the increased vigilance of the excise staff. The prevalence of cases of this kind in the Kaira district led Government to sanction an increase of 25 in the number of licensed shops with a view to combating the evil. The number of cases of other offences relating to liquor showed a satisfactory decline. The cessation of the illicit importation of cocaine from Germany and Austria, owing to the war, led to a decrease of cases relating to cocaine.

In Sind the total excise realizations increased by 2·5 per cent. owing to an Sind.
increase in receipts from the sale of intoxicating drugs and opium. There was a slight increase in the consumption of opium, but that of *charas* showed a further decrease, owing to the closure of 47 shops. The number of shops for the sale of country spirit, opium and intoxicating drugs fell by 17, 11 and 21 respectively.

The gross excise receipts at Aden fell by 8 per cent., owing to a decrease Aden.
in receipts on account of duty on imported foreign liquors. There was no offence committed against the ábkári law during the year.

48. The number of cotton mills of all sorts at work in the Presidency rose Cotton Duties
from 167 to 177 but production declined owing to the effects of the war. Act.
Consequently the net receipts under the Act decreased by Rs. 3·36 lakhs.

49. The revenue from stamps in the Presidency proper decreased by over Stamps.
Rs. 7½ lakhs from last year's record figure. The decrease is mainly due to smaller recoveries under the Stamp Act owing to the depression in trade brought about by the war. In Sind there was a slight decrease of revenue owing to the same cause.

50. The income-tax returns reflect, in so far as the demand figures are Income tax.
concerned, the conditions of the preceding year, since assessment is based on the previous year's income. The gross final demand amounted to Rs. 69½ lakhs as against Rs. 67½ lakhs in the preceding year. Collections rose from Rs. 66½ lakhs to Rs. 68 lakhs. The increase was mainly due to an improvement

in trade during the year 1913-14 and to an improvement in the method of collection of the tax on salaries and pensions.

Local funds. 51. The accounts of all the district local boards have been audited up to the end of March 1914. These and all other local funds are solvent. The Steam Boiler Inspection Fund again had a deficit at the end of the year and was forced to resort to a further sale of the securities held by it.

Vital statistics. 52. The prevalence of cholera contributed largely to the rise in the death-rate from 26.63 to 29.48 *per mille*. This was however counterbalanced by a rise in the birth-rate from 34.96 to 37.43 *per mille*. This is probably an indication of the increased prosperity brought about by two consecutive favourable seasons. The noteworthy feature of the statistics is the high mortality among children under 5 years of age (95.51 *per mille*). This is due to the prevalence of intestinal disorders which are directly attributable to defective sanitation.

Emigration and immigration. 53. Bombay as usual attracted a large number of labourers from the Deccan and the Surat, Kolába and Ratnágiri districts. Other centres of attraction for labour were the cotton-picking areas of the Broach district and Baroda territory, the railway works in Thána, the Bhandardara Dam works in Ahmednagar and the Táta works at Lonávla in the Poona district. The injury inflicted on the weaving industry by the war caused a considerable exodus of weavers from the Thána, Ahmednagar, East Khándesh and Násik districts, chiefly to Bombay. There were the usual movements of labourers at harvest time. Emigration by sea from Bombay was normal. The principal destinations were East and South Africa and the Persian Gulf. The usual batch of employés on the Uganda Railway left Karáchi. Emigration to South Africa has received a decided check owing to the strictness of the new immigration laws. A large proportion of this year's emigrants to South Africa consisted of persons who had returned home through fear at the beginning of the war and then having become reassured returned to South Africa taking with them their wives and children or those of their friends in the colony.

Medical relief. 54. There was a considerable increase in the total number of patients treated during the year. Amongst out-door patients malaria furnished the largest number of admissions, next in order coming diseases of the digestive and respiratory systems, and diseases of the eye, ear and skin; while injuries, malaria, labour cases, tubercular diseases, dysentery, leprosy and diarrhœa in the order named brought most in-patients to hospital. The rise (51.2 per cent.) in the number of labour cases indicates the popularity of maternity wards attached to hospitals and dispensaries. The opening of several private non-aided institutions was the main cause of an increase in the total number of institutions. The scheme for the establishment of special dispensaries for the treatment of women and children had to be deferred owing to the financial situation created by the war. The total expenditure on medical relief rose from Rs. 23 lákhs to Rs. 25 lákhs.

Epidemic diseases: Plague. 55. Plague continued the tendency shown during the past few years to decrease in virulence. The mortality from plague was considerably lower than that for any year since 1903. The tracts most affected were the Southern Marátha Country and parts of the Deccan. The returns show that both the incidence of and mortality from the disease are incomparably less among persons who have been inoculated than among those who are not so protected.

Cholera. Almost the whole of the Presidency proper was severely affected by cholera, the total number of deaths from which rose from 5,134 to 17,779. The Deccan districts suffered worst. This was owing to the introduction of infection into Pandharpur at the time of the spring fair. Only one fatal case was reported from Sind.

There was a satisfactory decrease in the number of deaths from small-pox, the **Small-pox.** number being the lowest recorded since 1908.

56. Increased accommodation was provided in three asylums during the **Lunatic** year. There was a slight increase in the number of inmates. **asylums.**

57. During the year one more official member was added to the Sanitary **Sanitation.** Board. The Board distributed a grant of Rs. 1 lakh placed at its disposal by Government. Numerous water-supply and drainage works were in progress or completed during the year, and five new projects were sanctioned by Government. Four cities, namely, Karáchi, Ahmedabad, Poona and Surat, are now provided with health officers of the first class while Broach and Pandharpur employ officers of the second class. Ten municipalities maintain qualified sanitary inspectors. Considerable progress was made during the year in the carrying out of sanitary surveys of towns and villages and the writing up of notes in the sanitary inspection books of villages. The port health officers of Bombay, Karáchi and Aden continued to carry out their important inspection and disinfection duties. Both Bombay and Karáchi were open as ports of embarkation for pilgrims to Mecca *via* Jeddah. There was a decline of 8·6 per cent. in the number of pilgrims. Some three-fourths of the pilgrims were vaccinated before embarking.

58. There was a slight increase in the number of persons primarily vac- **Vaccination.** cinated but the number of persons re-vaccinated decreased. An examination of the vaccination marks of affected persons showed that four good vaccination marks afford practically complete protection against death from small-pox even under the conditions of overcrowding and lack of ventilation so common in Indian villages.

59. The total mortality from contagious diseases rose considerably. **Veterinary.** Rinderpest was widespread and accounted for a large proportion of the increase in mortality. The number of deaths from anthrax, surra and black quarter increased slightly. Hæmorrhagic septicæmia caused heavy mortality in Sind. The only disease which showed any diminution was foot and mouth disease. Outbreaks of rinderpest are best checked by inoculation, while foot and mouth disease requires medical treatment: consequently the amount of inoculation performed by veterinary assistants increased considerably. There was a marked decrease in the number of cases of contagious disease treated by veterinary assistants on tour. Three new dispensaries were opened during the year and there was a slight increase in the number of animals treated therein.

60. The total expenditure on public education in British districts rose from **Education.** Rs. 138 lakhs to Rs. 153 lakhs. The only additional grant received during the year from the Government of India was a recurring one of Rs. 1 lakh. The balance remaining unspent at the end of the year was Rs. 41 lakhs but this has practically all been pledged. There was an increase of 1,479 in the number of pupils, mainly among those attending primary schools. An event of the year which has, in a greater or less degree, affected all collegiate institutions was the pronounced reaction against the lowering of the standard of matriculation which was so unsatisfactory a feature of the examination held in the preceding year. The result was a drop from 58 to 30 in the percentage of successful candidates and a marked departure from the conditions which had recently caused the colleges to be congested by an unprecedented influx of largely immature and unfit students. Among the measures in connexion with secondary education instituted during the year are the revision of the salaries of assistant masters and drawing teachers in Government high schools at a total recurring cost of nearly a third of a lakh, the introduction of Mr. Wren's system of physical drill, the appointment of a whole-time inspector of drawing, the allotment of funds

for the development of school libraries and the expenditure of large sums on the improvement of the educational apparatus of schools, especially that connected with science instruction. It appears that the failure of the hostels attached to secondary schools to secure a full complement of inmates is only partly attributable to the higher cost of living in them in comparison with that of boarding in the town and that in many cases it is due to the preference which the boys have for the latter mode of life. Although the financial situation has had the effect of summarily arresting progress in the opening of new schools, considerable advance was made in other directions with the programme for the improvement and extension of primary education. A further recurring allotment of Rs. 89,000 was sanctioned to meet the claims of certified teachers to special rates of pay; a recurring provision of half a lakh was assigned for the purpose of providing additional teachers in undermanned schools; and further grants, amounting to over five lakhs, were made to local boards and municipalities for school buildings and equipment. Little progress was made by local boards in utilizing the considerable sums which have been placed at their disposal for building new schools. There was a substantial increase in the attendance of girls both at primary and secondary schools. Considerable sums were spent on special objects connected with girls' primary schools. The Mahomedan community appears to be by no means unanimously in favour of the Urdu standards. The temporary appointment of an inspectress of Urdu girls' schools in the Central Division has completely justified itself and has now been made permanent. Similar satisfactory results have followed the appointment of a special deputy inspector for the mulla schools in Sind. The secondary and primary training institutions continued to do good work during the year. The scheme for relieving inspectors by providing them with personal assistants has been brought into effect. At the same time the clerical establishments of both inspectors and their deputies have been strengthened.

**Yeránda
Reformatory
School.**

61. The daily average number of boys in the school declined by reason of a marked decrease in the number of admissions. The record of the discharged boys continues to be satisfactory. Of the 146 boys discharged in the passed triennium only 4 have been re-convicted.

Literature.

62. The number of books and periodicals published increased slightly. Maráthi supplied the largest number of books as regards language, followed closely by Gujaráti. Biography, poetry and fiction and works on history, medicine and science and books of travel show the principal increases and the number of miscellaneous publications also rose markedly. On the other hand dramatic works and works dealing with arts, language, law and philosophy declined slightly, while there was a marked decrease in the number of religious publications. The number of books on politics remained stationary. The appointment of the Editor of Government Publications was continued; he issued a number of press notes and pamphlets and produced issues of the new *Blue Book Quarterly* at the end of each quarter. The publication has received a cordial welcome by the press.

**Vernacular
press.**

63. There was a further decline in the number of newspapers in circulation. Among the purely vernacular papers those in Maráthi easily outnumbered all others. The most widely read Maráthi paper is the *Kesari*, with the *Jagad Vritt* a good second. The *Gujaráti*, the *Sánj Vartmán* and the *Dnyán Prakash* are the most popular Anglo-vernacular newspapers. The *Gujaráti* and *Prajá Mitra and Pársi* increased their circulation.

Archæology.

64. The Superintendent devoted a considerable portion of the touring season to research and exploration. No less than 160 monuments were declared protected during the year. The old monuments were systematically looked after by the Public Works Department.

PART II.

CHAPTER I.

PHYSICAL AND POLITICAL.

For—

AREA, ASPECT, CLIMATE, PRODUCTS,
HISTORICAL SUMMARY,
FORM OF ADMINISTRATION,
CHARACTER OF LAND TENURES; SYSTEM OF SURVEYS AND
SETTLEMENTS,
CIVIL DIVISIONS OF BRITISH TERRITORY,
DETAILS OF THE LAST CENSUS,

See—

GENERAL ADMINISTRATION REPORT FOR 1911-1912, PART II,
PAGES 1—91.

Tributary States.

1. In the following review of the administration of the Native States under the political supervision of the Government of Bombay the States are arranged in groups according to their geographical position. The States of Káthiáwár and North Gujarát, forming the most important group, lie mostly to the north of the Narbada and comprise an area more than twice as large as that of all the remaining States. The South Gujarát States, which lie to the south of the Tápti, are comparatively unimportant. The Marátha States fall into four groups. The North and South Konkan groups lie below the gháts to the north and south of Bombay respectively. The Deccan and Southern Marátha Country States are situated in the central and southern portions of the Bombay Deccan. The Province of Sind contains one State. The Settlement at Aden, including Perim, directly administered by the Government of Bombay, is also included in this review.

2. The total area of these States is 62,989½ square miles; the population according to the census of 1911 is 7,444,549; and the gross revenue is Rs. 5,03,42,655.

I.—NORTH GUJARAT.

1.—CUTCH.

Ruling Chief—His Highness Maháráo Shri Mirza Rája Savai Sir Khengarji Bahádur, G.C.I.E., Ráo of Cutch; *Residence*—Bhuj; *Caste*—Jádeja Rájput; *Age*—48 years; Educated privately at Bhuj; *Has male heirs*.

Area—7,616 square miles (exclusive of the Runn which is about 9,000 square miles); *Population* (1911)—513,429; *Gross revenue based on five years' average*—Rs. 25,75,714; *Tribute to British Government*—Nil; *Principal articles of production*—Wheat, bájri, inferior cereals and cotton; *Manufactures*—Silver articles, coarse cotton cloth, silk-stuffs, alum and saltpetre.

1. A third son was born to Maháráj Kumár Shri Vijayaráji in November, but the child ^{General.} did not live long. A son was born to Kumár Shri Godji in December. His Highness on receipt of the news of the outbreak of the war with Germany offered his own services and the resources of his State to the British Government. Maháráj Kumár Shri Vijayaráji likewise offered his services. To meet the wishes of the Government, His Highness passed several regulations dealing with export, shipping, cultivation, press, etc., which would assist the Empire. He also offered men and horses for British service, and offered to raise a body of Imperial Service troops. Later he offered to pay the entire cost of an Infantry Regiment at the front for a year. This offer Government accepted with thanks. His Highness contributed Rs. 25,000 to the Imperial Relief Fund; and Her Highness Maharáni Shri Gangá Bá Sáheb contributed Rs. 3,000.

TRIBUTARY STATES.
*Cutch and
Káthiáwár.*

Season and crops.

Police.

Criminal justice.

Prisons.

Civil justice.

Registration.

Public works.

Trade and customs.

Revenue and
finance.

Vital statistics.

Medical relief.

Education.

Municipalities.

2. The average rainfall was 12·9 inches, and was well distributed. Takávi advances were made by the Darbár to the extent of Rs. 237. Eight new wells were sunk and 7 old ones were made pakka. The area under cotton fell from 165,682 to 143,853 acres. Locusts caused damage in some tálukas.

3. The strength of the police force at the close of the year was 799, and Rs. 1,69,093 were allotted for the maintenance of the force. The number of offences reported to the police was 949; of these, 794 were sent for trial, the accused in 81·5 per cent. of the cases being convicted. Stolen property was valued at Rs. 21,942, of which 65 per cent. was recovered.

4. The 42 courts tried 2,397 cases dealing with 3,462 persons, of whom 1,518 were convicted. Of the 71 appeals, in 29 cases the decisions were confirmed, in 8 they were modified, and in 11 reversed, in 1 further inquiry was ordered and the remaining 22 were pending at the end of the year.

5. The inmates of the 12 prisons numbered 1,450; the cost of upkeep was Rs. 7,305.

6. The 48 civil courts disposed of 4,824 suits, with a balance of 168 cases left pending. Out of 691 appeals, 524 were disposed of.

7. The number of documents registered was 1,333, the fees realized amounted to Rs. 5,670. Forty-six *chhapas* realized Rs. 2,494.

8. Rs. 1,18,824 were spent on public works (including Rs. 26,456 capital expenditure on railways) against Rs. 1,60,450 last year. The State railway's net earnings were Rs. 39,054 or 3·61 per cent. on the capital cost.

9. Imports decreased from Rs. 1,02,88,379 to Rs. 79,67,405; exports increased from Rs. 30,35,979 to Rs. 34,59,767. Customs dues realized Rs. 9,91,611. Shipping arrivals numbered 4,148 and departures 4,390.

10. Receipts rose from Rs. 28,26,813 to Rs. 29,31,547, and disbursements from Rs. 20,42,186 to Rs. 27,74,404. The State's closing balance was Rs. 39,40,738 against Rs. 37,83,595 last year.

11. Registered births numbered 10,730 as against 9,914 last year, and deaths 7,618 as against 7,232.

12. In the 11 hospitals and dispensaries 112,058 patients were treated. The expenditure rose from Rs. 26,746 to Rs. 39,985. Plague, chiefly in the Mándvi district, caused 347 deaths. Vaccinations numbered 17,232.

13. The 135 schools recognised by the State had 7,925 pupils, an increase of 52. The expenditure amounted to Rs. 64,290 as against Rs. 64,026 in the previous year.

14. The seven municipalities had an aggregate revenue of Rs. 30,353 and spent Rs. 24,249; all except Bhuj kept their expenditure within their receipts.

2.—KA'THIA'WA'R.

Area—20,882 square miles; Population (1911)—2,406,057; Gross revenue based on five years' average—Rs. 2,00,00,000 approximately; Tribute to British Government and His Highness the Gáikwár of Baroda—Rs. 10,78,534; Military force—1,039; Manufactures—Silks, gold and silver lace, carpets, copper and brassware.

General.

1. The Agency is divided into four pránts and consists of 188 separate tálukas, jurisdiction being exercised by 81 Chiefs and Tálukdárs.

Chief events.

2. The gigantic struggle of the European powers has effected this corner of the Indian Empire but little. The fall in price of cotton and the rise in price of all commodities in the beginning were felt here as elsewhere. The announcement of a state of war was followed promptly by declarations of loyalty and offers of personal services and the resources of their States from all important Chiefs. His Highness Jám Shri Ranjitsinhji of Nawánagar alone was permitted to go to the front during the year. He was gazetted Honorary Major and is now on the staff of the Commander-in-Chief. A large contingent of the Bhávnagar Imperial Service troops has gone on service; part of the Jámnagar Imperial Service force are doing garrison duty in Karáchi; the Junágadh State Imperial Service Lancers gave a large number of their horses and took raw remounts for training; a signallers' party was selected from all 3 States. Other States have assisted with contributions of motor-cars, horses and tents. Finally the Káthiáwár Chiefs as a body presented 21 motor ambulance cars at a cost of about two lákhs which are now in France. Generous contributions in money and kind have also been sent to the Imperial Indian War Relief Fund and the Bombay Presidency Branch of the Women's War and Relief Fund both by Chiefs, Tálukdárs and the public. Deaths occurred of the Thákore Sáheb of Dhrol, of Khachar Ram Dewait, a 6th class jurisdictional tálukdár of Itaria, and of K. S. Joráwarkhánji, a non-jurisdictional tálukdár of Nakra. Agency management was removed from the estates of the late Ala Bhima of Jetpur-Bilkha, Ram Harsur of Bagasra and Vala Jasa Rukhad of Jetpur. On the removal of the Agency management, Thákore Raisinhji was installed on the *gádi* of Malia. During the year the Halvad section of the Dhrangadhra railway was opened.

Season and crops.

3. Generally speaking the rainfall was abundant, but not well distributed and timely. Extraordinary rain caused a serious flood in part of Junágadh, Manavadar and Forbundar.

The crops were moderate, and the labour prosperous. There was a slight increase in the prices of food-grains due to war.

4. The total strength of the States' and Agency police was 7,824 and the cost Rs. 13,97,707. The percentage of convictions of accused persons sent for trial was 65.52 for the States' police and 52.88 for the Agency police. The percentage of stolen property recovered was 41.82 and 18.45 respectively. Police.

5. The number of Agency courts rose from 21 to 22. The number of offences reported was 1,221 in the Agency and 18,230 in the States, involving 1,724 and 20,990 persons respectively. Of these, 525 persons or 2.3 per cent. were convicted by the Agency and 7,248 persons or 31.9 per cent. by the State courts. Twenty-one criminal appeals and 16 revision applications were decided by the court of the Agent to the Governor, Káthiáwár, while the States courts decided 712 criminal appeals. The Chief Court of Criminal Justice disposed of 28 sessions cases as against 33 in the preceding year. Criminal justice.

6. There are 13 Agency and 124 State prisons. The total number of prisoners remaining in jails at the end of the year was 873. The total cost amounted to Rs. 1,08,089. The daily average of prisoners rose from 742 to 806. Prisons.

7. The total number of original cases disposed of was 1,865 by the Agency courts and 24,002 by the States' courts. Cases pending numbered 279 and 2,548 respectively. The courts disposed of 34,192 applications for execution of civil decrees, leaving a balance of 9,631 at the end of the year. One hundred and two civil appeals were disposed of in the court of the Agent to the Governor, Káthiáwár, leaving 28 pending at the close of the year. In the States' courts 1,448 appeals were disposed of, 413 remaining for hearing. The Agent to the Governor, Káthiáwár, disposed of 81 political appeals as against 85 during the previous year. Civil justice.

8. In the Agency courts 310 deeds and in the States' courts 6,043 deeds were registered. The value of the property affected rose from Rs. 39,93,023 to Rs. 45,25,585. Registration.

9. The total expenditure rose from Rs. 27,42,842 to Rs. 33,00,385. The amount spent by the Agency Engineer was Rs. 2,09,489 as against Rs. 1,39,104 last year. Public works.

10. The gross revenue of the States is approximately 2 crores of rupees. The amount recovered on account of loans granted by Government chiefly to meet famine and administrative charges was Rs. 9,26,721 out of the total outstanding balance of Rs. 39 lákhs. No fresh loans were sanctioned. Revenue and finance.

11. The receipts and expenditure of the consolidated local fund were respectively Rs. 3,29,600 and Rs. 3,75,837 as against Rs. 3,82,132 and Rs. 3,00,700 in the preceding year. Excluded local fund accounts show Rs. 2,71,884 and Rs. 2,82,993 as receipts and expenditure respectively. Local funds.

12. Exports by sea amounted in value to Rs. 3,84,24,894 and imports to Rs. 2,84,64,546. Compared with the returns of 1913-14, there is an increase of Rs. 6,73,465 in exports and of Rs. 78,02,306 in imports. The rail-borne local trade rose from 306,469 to 390,065 tons. The foreign trade imports aggregated 170,380 tons and exports 141,475 tons as against 153,774 and 136,654 tons during the previous year. Trade.

13. There were 87,148 births and 54,420 deaths as against 74,459 and 57,050 last year. The ratio per thousand were respectively 35.18 and 21.97. The deaths from plague numbered 1,214 as against 240 in 1913-14 and 384 in 1912-13. Vital statistics.

14. There are 136 hospitals and dispensaries in the province, of which 17 are under the control of the Agency surgeon. During the year 8,041 in-door and 813,462 out-door patients were treated in these institutions at a cost of Rs. 3,77,151. In the Rasulkhánji Hospital for women 184 in-patients and 1,794 out-patients were treated during the year at a cost of Rs. 15,926. Vaccinations and re-vaccinations numbered 86,425 as against 76,438 in the preceding year. Medical relief.

15. There was an increase of 60 schools and 3,520 pupils during the year. The total number of schools is 1,681 and of pupils 119,902 (boys 102,383 and girls 17,519). The expenditure on education amounted to Rs. 12,33,644, an increase of Rs. 25,633 over the last year's figure. Education.

16. There were 30 kumárs on the roll of the college at the end of the year. The receipts, including the Government grant, amounted to Rs. 76,094 and the expenditure to Rs. 75,475. Ráj-kumár College.

17. Horse-breeding, except for purely local purposes, is no longer found remunerative by any State. The paddocks at Bhávnagar, Junágadh and Pálitána retain their high reputation. Jasdan, Manavadar and Rájkot each maintain a small stud. Horse-breeding.

18. There are 4 States of classes I to IV under Government management on account of minority. The Malia State was handed over to its Chief on the 25th September 1914. The post of the Superintendent, Managed Estates, Káthiáwár, was abolished with effect from the 1st April 1914 and 397 petty estates then under his supervision were handed over to the Political Agents in charge of pránts. Two hundred and eighty-seven estates, mostly of small size, were released and 72 were taken under management. Managed estates.

3.—PALANPUR AGENCY.

TRIBUTARY STATES,
Pálanpur Agency.

1st Class Ruling Chiefs.	Residence.	Caste.	Age.	Where educated.	Heirs.
His Highness Nawáb Sir -Sher Pálanpur ... Muhammad Khán Zoráwar Khán, G.C.I.E., Diván of Pálanpur.	...	Loháni Pathán, Muhammadan.	63	Privately	... Has male heir.
His Highness Jaláluddin Khán, Rádhanpur... Nawáb of Rádhanpur.	...	Babi Muham- madan.	26	Rájkumár College, Rájkot.	Has no male heir.

Area—6,393 square miles; Population (1911)—515,092; Gross revenue based on five years' average (approximately)—Rs. 14,29,215; Tribute to His Highness the Ghikwár of Baroda—Rs. 47,394; Military force—112; Principal articles of production—Wheat, rice, jowári, bájri, cotton, gram, rapeseed and mug and castor-oil seeds.

- General. 1. The Agency comprises two first class States, Pálanpur and Rádhanpur, and certain minor States and petty tálukas.
- Chief events. 2. On the outbreak of war in Europe, His Highness the Nawáb of Pálanpur placed the services of his two sons and the resources of his State at His Majesty's disposal and His Highness the Nawáb of Rádhanpur offered his personal services in the field coupled with an offer of 20 body guard sowárs and about 70 infantry. The Tharád and Wáo States also placed their resources at the disposal of Government. The Agency staff, the States and the petty States of the Agency contributed Rs. 52,683 to the Imperial Indian Relief Fund and Rs. 2,751 to Lady Willingdon's Fund.
- Season and crops. 3. The rain was adequate and well distributed, except in Wáo and Várahi tálukas where most of the rain fell in July. The crop in its earlier stage was damaged by caterpillars and later on by the absence of latter rains; the outturn of kharif crops therefore ranged from 3 to 10 annas in the rupee. The rabi crop was likewise damaged by the unseasonable rains in the winter and the outturn amounted to 10 annas in the rupee. Locusts appeared in some of the villages under the Kánkrej táluka but no damage was done to the crop.
- Police. 4. The total strength of the States and the Agency police was 1,301 and the cost Rs. 2,03,008. Offences reported to the police numbered 934 as against 1,115 in the previous year. Out of property worth Rs. 51,729 reported as stolen, 31.4 per cent. was recovered. Last year's figures were Rs. 55,576 and 45.3.
- Criminal justice. 5. The number of courts was 39 and the number of persons convicted was 847 as against 971 in the previous year. As a result of 77 appeals, 40 were confirmed, 15 modified and 14 reversed, while 2 were pending at the end of the year.
- Prisons. 6. There were 1,136 inmates in the 29 jails and lock-ups as against 1,110 in the previous year. The cost of maintenance was Rs. 13,656.
- Civil justice. 7. Of a total of 4,922 suits, 3,897 were decided as against 3,405 in the previous year. The number of appeals received during the year rose from 126 to 143 and altogether 119 were decided as against 134 in the preceding year.
- Registration. 8. The number of documents registered was 530, an increase of 102. The revenue from fees advanced from Rs. 1,288 to Rs. 1,632.
- Municipalities. 9. There were no municipalities under the Agency jurisdiction. There were 4 municipalities under the Pálanpur and Rádhanpur States with an aggregate income of Rs. 10,172 and an expenditure of Rs. 16,664. The income was supplemented by State grants.
- Public works. 10. The outlay on public works rose from Rs. 75,009 to Rs. 1,27,308.
- Revenue and finance. 11. The gross revenue of Pálanpur, Rádhanpur, Tharád and Wáo amounted to Rs. 19,86,622 as against Rs. 18,67,897 and the gross expenditure to Rs. 20,18,196 as against Rs. 16,42,896 in the previous year.
- Local funds. 12. There was an opening balance of Rs. 1,38,191. Receipts decreased from Rs. 2,05,059 to Rs. 1,94,579 and expenditure from Rs. 1,73,853 to Rs. 2,36,060.
- Vital statistics. 13. There were 14,506 births and 8,323 deaths recorded, showing an increase of 1,425 and 569 respectively.
- Medical relief. 14. The number of dispensaries was 18, showing an increase of one. The number of patients increased from 52,066 to 54,929, and the expenditure from Rs. 29,464 to Rs. 33,611. The 12 vaccinators successfully vaccinated 19,138 persons at a cost of Rs. 3,795.
- Education. 15. The total number of schools rose by 2 to 95. There was an average daily attendance of 3,737 as against 3,765 in the preceding year.

4.—MAHI KA'NTHA.

Principal Ruling Chief—His Highness Major Maháráj Doulatsinhji, Mahárája of Idar; *Residence*—Himatnagar; *Caste*—Ráthod Rajput, Hindu; *Age*—37 years; Educated at the Nobles' school at Jodhpur and the Mayo College at Ajmer; *Has male heir*.

Area—3,124 square miles; *Population* (1911)—412,688; *Gross revenue based on five years' average*—Rs. 16,45,309; *Tribute to His Highness the Gaikwár of Baroda*—Idar Rs. 30,340, sixty-two small States Rs. 95,369; *Principal articles of production*—Wheat, gram, cotton and all common grains, marble and chalk; *Manufactures*—Dyed cloth.

1. The Agency consists of the first class State of Idar and 62 small States. General.
2. On the outbreak of the war, His Highness Major Maháráj Shri Doulatsinhji, Mahárája of Idar, contributed Rs. 5,000 to the Imperial Indian Relief Fund. His Highness also gave 41 horses, 2 motor-cars and 19 tents for use at the front. His Highness with 12 of his despatch riders accompanied the Imperial Service Cavalry Brigade to Egypt in November 1914, whence he returned safely at the end of February 1915. Maháránáji Hamirsinhji of Dánta also gave Rs. 15,000 towards providing motor ambulances for the Indian Expeditionary Force. Ráo Shri Mohobatsinhji of Polo died on 27th November 1914. Thákores Kishorsinhji of Ranásan and Jaswatsinhji of Dadhália died on the 28th April and 26th December 1914 respectively; the former was succeeded by his cousin Prithisinhji and the latter by his son Amarsinhji. Kumár Jaswantsinhji of Málpur was invested with the powers appertaining to his táluka. The jurisdictional powers of Thákore Surajmalji of Varsoda were raised, as a personal distinction, from the fourth to the third class. The complicity of Thákore Hamirsinhji of Rupál in the Dhundher murder case having been proved, he is confined in the Yerávda Prison as a State prisoner. His Highness the Gaikwár of Baroda visited the shrine of Táranga in the Gadhwáda, Thána Circle. Principal events.
3. The outturn of monsoon crops varied from 6 to 14 annas. The winter crop was good though there were occasional showers of rain during the months of January, February and March. No damage was done by the frost. Season and crops.
4. Quiet was preserved on the frontier throughout the year. Four border courts were held, to dispose of Mahi Kántha cases with Sirohi, Kotda, Dungarpur and Kherwára and *vice versa*. Out of 38 cases before the court 26 were disposed of. Frontier questions.
5. The total strength of police increased from 1,332 to 1,345 and the cost from Rs. 2,02,863 to Rs. 2,15,171. The number of offences reported rose from 467 to 488, there being an increase of 15 in the Idar State and 6 in other smaller States and tálukas. The percentage of convictions obtained by the Agency police declined from 81·3 to 61·8 and by the State police other than Idar from 74·1 to 71·2, while that obtained by the Idar State police rose from 34·8 to 44·9. The property stolen decreased in reported value from Rs. 21,129 to Rs. 20,540. The percentage of recovery by the Agency police declined from 38·65 to 32·83, by the State police other than Idar from 36·46 to 19·41 and by the Idar police from 22·8 to 16·8. Police.
6. In 852 cases the Magistracy dealt with 1,700 persons, of whom 568 were convicted. The Political Agent and the Idar State decided 3 appeals each, and 2 appeals were pending in the Idar State courts owing to the accused having absconded. Criminal justice.
7. In 29 Agency jails, including 5 lock-ups, 501 prisoners were detained at a cost of Rs. 7,921. The 27 jails of Idar had a population of 198, maintained at a cost of Rs. 3,102. Prisons.
8. The 35 civil courts disposed of 1,817 original suits, leaving 151 pending at the close of the year, and out of 27 appeals all but 4 were decided. Civil justice.
9. In the Agency 258 and in Idar 195 documents were registered, the fees realized amounting to Rs. 1,647 and Rs. 691 respectively. Last year's figures were 228, 171, Rs. 1,004 and Rs. 661 respectively. Registration.
10. The outlay on public works amounted to Rs. 2,10,989, of which Rs. 1,34,971 were spent by Idar. Public works.
11. The gross revenue of the Agency was Rs. 17,97,464 and expenditure Rs. 16,02,169. The gross revenue receipts of the Idar State, excluding subordinate jágirs, amounted to Rs. 8,45,126 as against Rs. 8,18,691 in the previous year. The increase of Rs. 26,435 is mainly due to additional realizations under the heads of land revenue and customs and excise. The total expenditure of the State proper amounted to Rs. 7,43,013 as against Rs. 7,52,931 in the previous year. Revenue and finance.
12. The revenue realized by the Agency amounted to Rs. 7,648 as against Rs. 5,781 in 1913-14. Stamps.
13. Births and deaths numbered 9,305 and 5,612 as compared with 10,003 and 5,773 in the preceding year. There was no cholera or plague during the year. In the Idar State, 385 cases of small-pox occurred during the year, of which 29 proved fatal. Vital statistics.
14. In 18 hospitals and dispensaries 61,207 patients were treated at a cost of Rs. 31,820. The number of persons vaccinated during the year was 10,010, 9,577 successfully. Medical relief.
15. The total number of schools was 139, the number of pupils 8,334 and the cost of maintenance Rs. 38,631. Last year's figures were 138, 7,958 and Rs. 37,654 respectively. Education.

5.—REWA KANTHA.

TRIBUTARY STATES. <i>Rewa Kantha.</i>	<i>First and Second Class Ruling Chiefs.</i>	<i>Residence.</i>	<i>Caste.</i>	<i>Age.</i>	<i>Where educated.</i>	<i>Heirs.</i>
	His Highness Mahārāna Shri Sir Chhatrasinhji Gambhirsinhji, K.C.I.E., Rāja of Rājpipla (since died).	Nándod (Rāj-pipla).	Gohel Rajput, Hindu.	53	Rāj Kumār Rājkot.	College, Has male heirs.
	Mahārāval Shri Fatesinhji Motisinhji, Rāja of Chhota Udepur.	Chhota Udepur.	Chaván Hindu.	Rajput, 31	Do. ...	Do.
	Mahārāval Shri Ranjitsinhji Mansinhji, Rāja of Bāria.	Bāria	... Khichi Rajput, Hindu.	Chaván 29	Do. ...	Do.
	Mahārāna Shri Sir Vakhat-sinhji Dalelsinhji, K.C.I.E., Rāja of Lunāvāda.	Lunāvāda	... Solanki Hindu.	Rajput, 55	Do. ...	Do.
	Mahārāna Shri Joravarsinji Pratapsinhji, Rāja of Sunth.	Sunth	... Punvar Hindu.	Rajput, 34	Do. ...	Do.
	Nawāb Jamiat Khān Manvar Khān, Bābi of Bālāsīnor.	Bālāsīnor	... Muhammadan	... 21	Do. ...	Has no heir.

Area—4,965 square miles; Population (1911)—665,099; Gross revenue based on five years' average—Rs. 36,12,108; Tribute to His Highness the Gaikwār of Baroda—Rs. 1,30,801; Tribute to British Government—Rs. 24,382; Military force—1,645; Principal articles of production—Rice, wheat, bājri, jowāri, cotton, maize, gram, mhowra (flower and seed) and timber; Akik (Cornelian) stone in Rājpipla, and manganese in Chhota Udepur; Manufactures—Nil.

- General. 1. The Agency comprises the first class State of Rājpipla, five second class States, one third class State, four minor States and two thāna circles made up of petty estates and tālukas. Bālāsīnor and 11 petty estates were under Agency management.
- Chief events. 2. Their Excellencies Lord and Lady Willingdon visited Godhra and Chāmpāner. On the outbreak of the war the Chiefs, tālukdārs and people in the Agency all expressed their loyalty to the British Government; the former by placing themselves and their resources at the disposal of Government, by promptly contributing money to the war funds and by holding public meetings for wishing success to the British Arms. The Mahomedan chiefs, tālukdārs and ryots expressed very strong disapproval of the Ottoman Government for joining Germany. Mahārāval Shri Ranjitsinhji, Rāja of Bāria, went on active service in January 1915. Deaths occurred of Vakhatkunvarba and Gulābkunvarba, the two step-mothers of the Rāja of Rājpipla, of a young daughter and a son of Mahārāj Kumār Shri Vijaysinhji of Rājpipla, and of the senior Rāni of the Rāja of Chhota Udepur. Rāna Khusālsinhji was recognized and installed as the Chief of the Māndwa State, and the Pāndu estate was restored to the shareholders on the usual conditions. Thākore Naharsinhji of Jiral Kamsoli (Sankheda Mewās) having attained majority the management of his share of the estate was restored to him.
- Season and crops. 3. The maximum rainfall was 64.79 at Jambughoda and minimum was 25.96 at Lunāvāda. The monsoon began rather earlier, i. e., towards the latter half of May 1914, and there were heavy falls in July. The later rain was defective. Thus, though the rainfall of the year was quite satisfactory for agricultural purposes, the season was on the whole not as good as that of the preceding year. The prices realized were also less, especially of cotton, on account of the war.
- Border court. 4. A meeting of the border court was held at Jhālod to dispose of 26 cases, of which 2 were of dacoity, 4 of enticing away married women and the rest of petty theft and cattle-lifting. No difficulty was experienced in disposing of them.
- Police. 5. The total strength was 1,490 as against 1,488 in the previous year. The number of persons sent up for trial fell from 1,567 to 1,361 and of convictions from 1,063 to 897. Out of property stolen valued at Rs. 28,236 property valued at Rs. 12,299 was recovered, last year's figures being Rs. 29,211 and Rs. 7,684 respectively. Thus the percentage of stolen property recovered rose from 26.31 to 43.55.
- Criminal justice. 6. There was no change in the criminal courts. The number of persons dealt with fell from 4,422 to 4,094, of whom 1,216 were convicted, 2,486 discharged or acquitted, 38 committed or transferred, 2 died and 352 remained over at the end of the year; the corresponding figures of the past year being 1,432, 2,702, 39, 2 and 247 respectively.
- Prisons. 7. There were 32 prisons including lock-ups as against 31 in the preceding year. The number of inmates fell from 1,211 to 1,043. One prisoner who escaped from the Bhādarwa jail was soon re-arrested. The health and conduct of prisoners was good.
- Civil justice. 8. There were 2,778 suits pending and 3,628 were newly filed during the year, making a total of 6,406. Of these, 4,103 were disposed of, leaving a balance of 2,303 as against 3,440 and 2,778 respectively in the previous year.
- Registration. 9. The number of documents registered rose from 1,710 to 2,065, the value of property affected from Rs. 8,76,979 to Rs. 10,68,658, and the fees realized from Rs. 8,422 to Rs. 19,674.
- Revenue and finance. 10. Receipts fell from Rs. 46,49,192 to Rs. 39,59,300, but the expenditure rose from Rs. 32,94,984 to Rs. 33,36,929.
- Trade and industry. 11. There is a manganese mine at Pāni in Chhota Udepur, which was not worked for the greater part of the year owing to the war.
- Vital statistics. 12. Births as well as deaths fell from 20,049 and 11,785 to 18,481 and 10,887. Cholera appeared in Rājpipla and plague in 2 villages of the Umetha State. Small-pox was prevalent

in some villages of Sanjeli while epizootic diseases occurred in some villages of Lunávada and Sanjeli States. Except these the general health was good.

13. The number of dispensaries rose from 27 to 29 and the number of patients treated (both in-door and out-door) from 139,308 to 142,489. The cost of these dispensaries also rose from Rs. 47,573 to Rs. 51,346. Rájpipla and Bária have each a veterinary dispensary. The total number of persons vaccinated was 23,720 as compared with 23,034 in the preceding year.

14. The number of schools rose from 197 to 210 and comprised a high school, 6 Anglo-vernacular and 203 primary schools. The number of pupils rose from 11,709 to 13,393. There are five registered libraries and three printing presses in the Agency.

TRIBUTARY STATES.
Kawa Kántha,
Cambay, Dharampur,
Bánsda and Sachin.
Medical relief.

Education.

6.—CAMBAY.

Ruling Chief—His Highness Sháhzáda Hussein Yavar Khán Sáheb Bahádur; *Caste*—Moghal (Shia); *Age*—4. (The state is under an Administrator.)

Area—350 square miles; *Population* (1911)—72,656; *Gross revenue based on five years' average*—Rs. 5,87,083; *Military force*—237; *Principal articles of production*—Jowári, bájri, kodra, rice, wheat, cotton, pulses, oil-seeds and tobacco; *Manufactures*—Cotton and silk cloths, carpets, and articles of agate and cornelian.

1. The rainfall, though not so heavy as in the previous year, was much above the average of the last five years. The fall was, however, very irregular and in some places early crops were disappointing.

Season and crops.

2. The police numbered 209 and cost Rs. 25,110. Three hundred and eight persons were arrested and of these 231 were convicted as against 129 in the previous year. The value of stolen property was Rs. 5,891 as against Rs. 8,818 and the percentage of recovery fell from 76.43 to 47.76.

Police.

3. Four hundred and eighty-one cases came up for disposal as against 516 in the previous year. Of the 1,154 persons disposed of, 182 were discharged, 544 were acquitted and compounded, and 428 were convicted. There were 31 appeals, all of which were disposed of, except one which remained pending at the close of the year.

Criminal justice.

4. The daily average of the jail population was 52.8 as against 39.9 and the cost was Rs. 4,067 as against Rs. 3,256.

Jail.

5. The civil courts disposed of 1,482 out of 1,615 cases. The appellate courts heard 131 appeals. The decisions of the lower courts were confirmed in 67, reversed in 19, amended in 18, while 12 cases were remanded for re-trial and 2 were compromised, leaving a closing balance of 13 appeals.

Civil justice.

6. The number of documents presented for registration was 1,013 as against 950 in the previous year. The registration fees rose from Rs. 6,581 to Rs. 7,749.

Registration.

7. The total expenditure on public works was Rs. 1,07,266. The gross earnings of the Cambay railway amounted to Rs. 56,889.

Public works.

8. The total receipts and expenditure were Rs. 6,46,973 and Rs. 4,60,765 as against Rs. 6,67,687 and Rs. 4,88,167 in 1913-14.

Revenue and finance.

9. The five medical institutions had an average daily attendance of 650.3 as against 625 in the preceding year. They cost the State Rs. 12,605.

Medical relief.

10. The number of births was 2,554 or 34.19 *per mille* and of deaths 2,087 or 28.72 *per mille* as against 31.32 and 37.43 last year.

Vital statistics.

11. The 35 schools in the State had an average attendance of 2,212.7 as against 2,070.9 in the previous year. The cost of education was Rs. 24,190.

Education.

12. The income of the Cambay municipality was Rs. 17,873 and its expenditure Rs. 17,347.

Municipality.

II.—SOUTH GUJARA'T.

1.—DHARAMPUR, BA'NSDA AND SACHIN.

<i>Ruling Chiefs.</i>	<i>Residence.</i>	<i>Caste.</i>	<i>Age.</i>	<i>Where educated.</i>	<i>Heirs.</i>
Mahárana Shri Mohan-devji Naráyandevji, Rája of Dharampur.	Dharampur	... Sesodia Rajput ...	52	Rájkumár Rájkot.	College, Has male heirs.
Mahárával Shri Indrasinhji Pr. tápsinhji, Rája of Bánsda.	Bánsda	... Solanki Rajput ...	27	Do.	... Has no male heir.
Nawáb Sidi Ibrahim Muhammad Yakut Khan Mubazarat Daula Nasrat Jang Bahádur, A.-D.-C. to H. E. the Governor, Nawáb of Sachin.	Sachin	... Suni Mahomedan .	28	Rájkumár Rájkot, Mayo College, Ajmer, and Imperial Cadet Corps, Dehra Dun.	College, Has male heir.

Area—968 square miles; *Population* (1911)—178,492; *Gross revenue based on five years' average*—Rs. 14,94,714; *Tribute to British Government*—Rs. 9,154; *Principal articles of production*—Rice, nágli, jowári, gram, pulses, sugarcane and molasses; *Manufactures*—Cotton cloth.

1. This group consists of three second class States. The Nawáb of Sachin proceeded on active service in British East Africa on 15th October 1914, but was obliged to return in December 1914 owing to ill-health.

General.

TRIBUTARY STATES.
*Dharampur,
Bánsda and Sachin,
Dánga and Surgána.*
Season and crops.
Police.
Criminal justice.

Jails.

Civil justice.

Registration.

Public works.

Revenue and finance.

Vital statistics.

Medical relief.

Education.

Municipalities.

2. The rainfall was sufficient and the outturn of crops satisfactory.
3. The strength of the force was 371 and its cost Rs. 49,012. One hundred and seventy-nine offences were reported to the police; as a result, 157 persons were arrested, 142 sent for trial and 113 convicted. Property valued at Rs. 6,344 was reported to have been stolen and property valued at Rs. 849 was recovered.
4. Of the 728 persons brought to trial during the year, 172 were convicted, and the cases of 15 were pending at the close of the year. There were no appeals filed during the year.
5. The total number of persons confined in the three jails was 134 and the daily average 45·17 as against 32·6 in the previous year. The total cost was Rs. 4,135.
6. The seven civil courts started the year with a balance of 25 cases for disposal and received 258 fresh cases. They disposed of 252 cases, leaving 31 cases pending at the end of the year. Twelve out of the 16 appeals for hearing were decided.
7. During the year 217 documents were registered and Rs. 1,032 realized in fees. Last year's figures were 278 and Rs. 1,385.
8. The expenditure under this head rose from Rs. 1,56,388 to Rs. 2,01,515.
9. The gross income of the three States was Rs. 15,84,485 and the expenditure Rs. 14,20,980. Last year's corresponding figures were Rs. 16,99,152 and Rs. 15,33,814. Income exceeded expenditure in each State.
10. The number of recorded births fell from 6,394 to 5,508 but of deaths rose from 3,797 to 4,151.
11. There are six stationary and two travelling dispensaries, at which 56,130 patients were treated at a cost of Rs. 29,799. The daily average attendance rose from 445·8 to 494·7. There is also a leper asylum at Dharampur which had 43 inmates and cost Rs. 1,716. Seven vaccinators were employed by the States at a cost of Rs. 3,782. They performed 6,557 vaccinations.
12. The number of schools rose from 56 to 59 and of pupils from 3,390 to 3,461. The average daily attendance was 2,157·7. Expenditure advanced from Rs. 33,484 to Rs. 37,300.
13. Dharampur and Bánsda are municipal towns, but no tax is levied, the cost of sanitation and of cleaning and lighting the roads being borne by the States.

2.—THE DA'NGS.

Area—999 square miles; Population (1911)—29,353; Gross revenue based on five years' average—Rs. 31,060.

General.

Chief events.

Season and crops.

Criminal justice.

Public works.

Revenue.

Medical relief.

Education.

1. The country is divided into 14 "Dánga" or States of unequal area, each under the purely nominal rule of a Bhil Chief known as Rája, Náik, Pradhán or Powár.
2. The chief event of the year was the Bhil outbreak in the first week of December. The Pimpri Chief was the chief instigator and induced other Chiefs to join. The outbreak was put down and the offenders were dealt with according to law.
3. The monsoon was favourable and the acreage of the superior crop cultivation increased satisfactorily. Much damage was done by rats in 43 villages.
4. The number of cases tried rose from 67 to 73. Of these, 16 were under the A'bkári Act and 32 under the Forest Act.
5. Rs. 13,988 were spent on communications, which were considerably extended and improved. Rs. 6,357 were spent on new buildings and repairs.
6. The total land revenue fell from Rs. 8,523 to Rs. 7,398. The fall was due to the migration of a number of people from Pimpri and Wasurna, owing partly to the rat pest and partly to the fear of the consequence of the Bhil rising. The excise revenue rose from Rs. 22,656 to Rs. 23,589.
7. The total number of out-patients treated at the dispensary fell away from 3,157 to 1,968 and that of in-door patients from 49 to 11.
8. The work in the schools was good and the appearance and display made by the children at the Darbár was encouraging.

III.—NORTH KONKAN.

1.—SURGA'NA.

Ruling Chief—Pratápráv Shankarráv Deshmukh; Residence—Surgána; Caste—Hindu Kunbi; Age—34 years; Educated in the Surgána State School; Has male heirs.

Area—360 square miles; Population (1911)—15,180; Gross revenue based on five years' average—Rs. 25,830; Tribute—Nil; Principal articles of production—Rice, nágli and timber.

General.

Season and crops.

1. The State contains 61 villages, of which 46 are khálsa and 15 alienated.
2. Rainfall was 112·58 inches as against 69·57 during the preceding year. The crops were good. The cattle were in fair condition and the fodder and water-supply were sufficient.

3. There is no change in the strength of the police. In 4 cases reported to the police, 4 persons were arrested and convicted. All the stolen property, valued at Rs. 10, was recovered.

4. Of the 80 persons brought to trial during the year, 16 were convicted and the cases of 3 were pending at the close of the year. No appeals were filed.

5. Ten persons were admitted into the Surgána jail during the year while one was undergoing imprisonment at the beginning of the year. The expenditure was Rs. 88.

6. The Deshmukh in exercise of the powers of a civil court disposed of 28 cases against 22 in the previous year.

7. The gross revenue was Rs. 38,542 as against Rs. 37,825 in the preceding year and the expenditure Rs. 32,706 as against Rs. 33,570.

8. The births and deaths registered during the year were 194 and 93 respectively against 230 and 82 in the previous year.

9. There is one dispensary on which Rs. 764 were expended. The State employed a vaccinator for 3 months. The total number of children vaccinated was 591 as against 571 in the preceding year.

10. There is only one primary school at Surgána. The attendance rose from 36 to 39 and the cost from Rs. 248 to Rs. 392.

2.—JAWHÁ'R.

Ruling Chief—Rája Krishnasháh Patangsháh; *Caste*—Koli; *Age*—36 years; *Has no male issue.*

Area—310 square miles; *Population (1911)*—53,489; *Gross revenue based on five years' average*—Rs. 2,20,417; *Tribute to British Government*—Nil; *Military force*—Nil; *Principal articles of production*—Rice, nágli and timber.

1. This State is administered under the supervision of the Collector of Thána by the General Rája assisted by a Kárbhári.

2. The monsoon set in at the usual time and in good time for sowing operations. It was very heavy in the month of July but caused no damage, but in November it caused a little damage to the stacks of grain, fodder and grass.

3. The total cost of the police force rose from Rs. 5,688 to Rs. 6,378. Thirty-one offences were taken cognizance of. Of the 34 persons sent for trial, 18 were convicted and 16 discharged. Out of 31 offences, 7 were struck off the register and 6 remained undetected. The value of property stolen was Rs. 246, out of which property valued at Rs. 133 was recovered.

4. Of the 234 offenders dealt with in 149 cases, 93 were convicted, 130 acquitted and 11 remained under trial at the close of the year.

5. There were 65 admissions. The daily average was 10.46 and the total expenditure Rs. 712.

6. Seventy-three out of 95 suits were decided. There were 8 appeals, of which 2 were disposed of. Applications for the execution of civil court decrees numbered 56, of which 31 were disposed of during the year.

7. The documents presented for registration rose by 20 to 124. Two of them were refused registration and one remained unregistered pending enquiry at the close of the year. The fees realized amounted to Rs. 169, an increase of Rs. 28 over last year's figure.

8. The forest revenue fell from Rs. 87,520 to Rs. 75,694. The total expenditure was Rs. 4,792 as against Rs. 6,618 in the previous year. The area of forest destroyed by fire was 1,167 acres, the damage done amounting to Rs. 259.

9. Expenditure fell from Rs. 42,818 to Rs. 19,211. Rs. 15,531 were spent on the construction of new buildings and repairs to the old ones and Rs. 1,094 on water supply. The expenditure had to be cut down owing to the marriage expenses of the Rája's only daughter.

10. The gross revenue fell by Rs. 15,234 to Rs. 2,50,432, while the expenditure rose from Rs. 2,62,196 to Rs. 2,70,594. The increase is chiefly due to the greater expenditure at the marriage ceremony of the daughter of the Rája.

11. The birth and death rates *per mille* were 40.53 and 24.15 respectively as against 43 and 24.76 in the preceding year.

12. The number of patients treated at the two dispensaries increased by 20 to 5,542. The expenditure was 3,461. Vaccinations and re-vaccinations numbered 1,899, a decrease of 191.

13. One new school was opened this year in the Karyat Haveli mahál. The number of pupils rose from 681 to 692.

TRIBUTARY STATES.
*Jawhár and
Janjira.*
Municipality.
Miscellaneous.

14. The total expenditure of the municipality of Jawhár was Rs. 1,097, which was met from the collections of house-tax, fees on marriage permits, shop licenses and from the one-anna cess on land revenue.

15. The revision survey operations undertaken in the preceding year were completed in 9 villages of the Malwáda mahál. Grain to the amount of 4,364 maunds was advanced to 1,955 needy persons as compared with 3,912 maunds to 1,905 persons in the previous year. The A'bkári management of the State has again been leased to the British Government at a provisional annual compensation of Rs. 47,400.

IV.—SOUTH KONKAN.

I.—JANJIRA.

Ruling Chief—His Highness Nawáb Sidi Sir Ahmad Khán Sidi Ibrahim Khán, G.C.I.E.; *Residence*—Murud, Janjira; *Caste*—Habsi, Suni Muhammadan; *Age*—53 years; Educated at the Rájkumár College, Rájkot; *Has male heir.*

Area—377 square miles; *Population (1911)*—101,090; *Gross revenue based on five years' average*—Rs. 6,13,056; *Military force*—240; *Articles of production*—Rice, nágli, til, coconuts, betelnuts, timber, myrabolams, hemp, fish, bájri, jowári, sesamum and cotton. Jáfrabad in Káthiáwár is a dependency of the State.

General.

1. The State proper and the dependency are administered by the Nawáb Sáheb, the former under the supervision of the Collector and Political Agent, Kolába, and the latter under that of the Agent to the Governor in Káthiáwár. The statistical information in this summary contains gross figures for the State and the dependency.

Season and crops.

2. Except that the late rains were somewhat deficient, the season was satisfactory, and the crops both in the State and the dependency were fair.

Police.

3. The total strength of the force remained the same as in the previous year, viz., 173, but the total cost rose from Rs. 24,438 to Rs. 25,258. The total value of property reported as stolen was Rs. 9,075, of which property worth Rs. 1,271 or 14 per cent. was recovered as against 40.9 per cent. in the preceding year.

Criminal justice.

4. The number of cases disposed of was 260, involving 679 persons as against 311 cases involving 673 persons in 1913-14. Of the persons apprehended, 102 were convicted and all the ten appeals presented were decided.

Jails.

5. The total number of prisoners undergoing sentence fell from 65 to 62 but the cost rose from Rs. 1,856 to Rs. 2,092.

Civil justice.

6. The number of suits for disposal during the year was 603 as against 638 in 1913-14. Of the former, 551 were disposed of. The appellate courts disposed of 12 out of the 19 appeals before them.

Registration.

7. The total number of documents presented for registration fell from 1,275 to 1,263 but the receipts advanced from Rs. 4,357 to Rs. 4,625 and the expenditure remained stationary.

Forests.

8. Receipts rose from Rs. 1,48,334 to Rs. 1,50,082 and the expenditure from Rs. 10,290 to Rs. 10,534.

Public works.

9. The total expenditure declined from Rs. 92,071 to Rs. 81,959. Of this, Rs. 31,593 were spent on roads, Rs. 33,874 on public buildings and Rs. 2,819 on water-supply.

Revenue and finance.

10. The total receipts rose from Rs. 7,98,829 to Rs. 8,40,316 while the expenditure fell from Rs. 8,46,527 to Rs. 7,63,153.

Trade and manufactures.

11. The import trade of the State proper fell from Rs. 6,96,554 to Rs. 6,80,061 and the export trade from Rs. 5,48,117 to Rs. 5,30,525. The imports and exports of Jáfrabad also declined from Rs. 4,16,097 and Rs. 2,62,405 to Rs. 3,69,963 and Rs. 1,75,325 in value.

Customs.

12. Receipts and expenditure advanced slightly from Rs. 29,809 and Rs. 10,262 to Rs. 29,978 and Rs. 10,296 respectively.

A'bkári.

13. The gross excise revenue declined from Rs. 1,31,248 to Rs. 1,13,630 and the expenditure from Rs. 44,037 to Rs. 19,433.

Vital statistics.

14. The births and deaths registered during the year numbered 4,189 and 2,394. The 1913-14 figures were 4,289 and 2,402 respectively.

Medical relief.

15. There were in all 8 medical institutions which cost Rs. 21,219 as against 18,348 in the previous year.

Education.

16. The number of schools rose from 80 to 82. The total number of pupils fell from 4,376 to 4,311, of whom 963 were girls. The expenditure rose slightly from Rs. 36,315 to Rs. 36,818.

Municipalities.

17. The three municipalities had an income and expenditure of Rs. 12,949 and Rs. 8,831 respectively as against Rs. 13,041 and Rs. 8,875 in the preceding year.

2.—SA'VANTVA'DI.

TRIBUTARY STATES,
SA'vantvadi
and Satara J'ghirs.

Ruling Chief—Khem Savant Bhonsle *alias* Bápu Sáheb, Ráje Bahádur, Sar Desái; *Residence*—Sávantvadi; *Caste*—Marátha, Hindu; *Age*—17 years; Receiving education at Malvern College, England; *Has no male heir.*

Area—926 square miles; *Population (1911)*—217,240; *Gross revenue based on five years' average*—Rs. 5,43,086; *Military force*—Nil; *Principal articles of production*—Rice, náchni, wari and cocoanuts; *Manufactures*—Khaskhas, gold thread and beetle-wing embroidery, horn work, toys, lacquered work, etc.

1. The rainfall was abundant but it was not quite timely. The outturn of rice was 12 annas and of náchni and other inferior grains 10 annas in the rupee. Season and crops.
2. The strength of the police force was re-distributed. The actual strength at the close of the year was 323 of all ranks and its cost was Rs. 52,605 as against Rs. 49,034 in 1913-14. Of the 122 persons involved in 177 offences, 92 or 75·4 per cent. were convicted. Of the property valued at Rs. 1,838 reported as stolen, 52·96 per cent. was recovered as against 33·17 per cent. in the preceding year. Police.
3. The 10 criminal courts dealt with 474 offences in which 846 persons were implicated. Of these, 204 or 43·1 per cent. were convicted and sentenced. Of the 70 appeals filed, 57 were decided. Criminal justice.
4. The number of prisoners confined was 64 and their daily average 13·6. The cost amounted to Rs. 2,066 as against Rs. 2,004 in 1913-14. Prisons.
5. A temporary court of Joint Chief Judge was created for a period of 9 months to dispose of arrears of first appeals. Of the 2,217 suits for disposal, 1,690 were decided, leaving 527 pending at the close of the year. Out of the 392 appeals, 300 were disposed of by the first appellate courts, while the second appellate court decided all the 62 second appeals received by it. Civil justice.
6. Out of the 1,903 documents presented, 1,900 were registered, the value of the property affected being Rs. 4,84,732. The total fee realizations amounted to Rs. 4,346 and the expenditure to Rs. 1,396. Registration.
7. The total area under forest was 34,854 acres. The receipts amounted to Rs. 38,621 and the expenditure to Rs. 16,009 as against Rs. 37,144 and Rs. 17,163 respectively in the previous year. Forest.
8. The total expenditure on public works rose from Rs. 78,310 to Rs. 79,784. Public works.
9. The total receipts of the State fell from Rs. 5,50,642 to Rs. 5,45,037 and the expenditure from Rs. 5,77,387 to Rs. 5,14,252. The closing balance rose from Rs. 6,25,298 to Rs. 6,56,083. Revenue and finance.
10. The receipts increased by Rs. 962 to Rs. 49,982, while the expenditure declined by Rs. 11,875 to Rs. 36,541, thus raising the closing balance from Rs. 24,759 to Rs. 38,200. Local funds.
11. The births registered during the year numbered 7,560 and the deaths 4,863. The birth-rate gave a ratio of 34·8 and the death-rate of 22·4 *per mille* as compared with 37·7 and 21·8 *per mille* respectively last year. Vaccinations numbered 6,995 as against 6,458 in the preceding year. Vital statistics.
12. At the 8 medical institutions 23,194 patients were treated at a total cost of Rs. 19,000 as compared with 23,104 patients treated at a cost of Rs. 20,973 in 1913-14. Medical relief.
13. The number of schools increased by 5 to 119, the attendance by 525 to 8,209 and the cost by Rs. 1,229 to Rs. 31,394. Education.

V.—THE DECCAN.

SA'TA'RA JA'GHIRS.

<i>Ruling Chiefs.</i>	<i>Residence.</i>	<i>Caste.</i>	<i>Age.</i>	<i>Where educated.</i>	<i>Heirs.</i>
Bhavanráv Shrinivasráv <i>alias</i> Bála Sáheb, Pant Pratinidhi.	Aundh	... Deshastha Bráhma, Hindu.	47	Bombay University.	<i>Has male heir.</i>
Mudhojiráv Janráv Nimbalkar.	Phaltan	... Kshatriya, Hindu ...	77	Privately	<i>Do.</i>
His Highness Shankarráv Chimnaji, Pant Sachiv.	Bhor	... Deshastha Bráhma, Hindu.	61	<i>Do.</i>	<i>Do.</i>
Fatehsinhráv Shahaji Ráje Bhonsle <i>alias</i> Bápu Sáheb.	Akalkot	... Marátha, Hindu ...	21	Rájkumár College, Rájkot.	<i>Has no male heir.</i>
Rámráv Amritráv <i>alias</i> Aba Sáheb Daphle.	Jath	... <i>Do.</i> ...	30	<i>Do.</i>	<i>Has male heir.</i>
Ráni Báí Sáheb Daphle, widow of Ramchandraráv Venkatráv Chavan Daphle.	Daphlápúr	... <i>Do.</i> ...	80	Privately at Mudhol.	<i>Has no male heir.</i>

<i>State.</i>	<i>Area.</i>	<i>Population.</i>	<i>Gross revenue based on five years' average.</i>	<i>Tribute to British Government.</i>	<i>Military force.</i>
			<i>Rs.</i>	<i>Rs.</i>	
Aundh	501	68,995	3,24,307	Nil.	Nil.
Phaltan	397	55,906	2,21,153	9,600	Nil.
Bhor	925	144,601	4,93,540	4,684	Nil.
Akalkot	498	89,082	4,22,303	14,592	47
Jath	884	69,810	2,45,400	6,400	Nil.
Daphlápúr	96	8,833	21,793	Nil.	Nil.
Total	3,301	437,317	17,28,556	35,276	47

1. The Sâtára Jâghirs include the six States mentioned above. The Akalkot State is still under Government management on account of the Chief's minority.
2. There was abundant rainfall in all the States. The season was therefore favourable and the condition of the people satisfactory. Everywhere the prices of the food-grains declined. The demand for labour continued and the wages were high.
3. The aggregate revenue and expenditure of the States rose from Rs. 16,41,394 and Rs. 16,31,904 to Rs. 19,56,496 and Rs. 18,98,733 respectively.
4. The strength of the police rose from 711 to 713 and its cost from Rs. 83,395 to Rs. 86,172. Reported offences fell from 572 to 516, but the number of persons sent for trial and convicted rose from 435 and 312 to 467 and 376 respectively. Property worth Rs. 6,615 was recovered out of property valued at Rs. 11,682 reported as stolen. The previous year's corresponding figures were Rs. 5,255 and Rs. 9,682.
5. The number of persons dealt with by the criminal courts rose from 2,194 to 2,494, of whom 1,120 were convicted as against 757 in the preceding year. Ninety-two appeals were decided.
6. As in the previous year there were 8 jails and 15 lock-ups. The number of persons detained in them fell from 599 to 590 and the cost from Rs. 13,081 to Rs. 13,035.
7. The civil courts disposed of 2,418 original suits and 158 appeals, the previous year's figures were 2,653 and 229 respectively.
8. The number of documents registered fell from 6,262 to 5,901 but the amount of fees realized rose from Rs. 9,792 to Rs. 9,801.
9. There were three municipalities in Aundh, two in Bhor, one in Phaltan and one in Jath. Their combined income and expenditure increased from Rs. 24,860 and Rs. 24,528 to Rs. 26,290 and Rs. 28,778 respectively.
10. The total expenditure on the public works rose from Rs. 1,84,209 to Rs. 1,91,363.
11. The number of births registered fell from 18,878 to 17,380 while that of deaths advanced from 10,891 to 12,418.
12. There were in all 8 dispensaries at which 66,040 patients were treated as against 68,373 in the preceding year. The cost rose from Rs. 18,672 to Rs. 21,958. There were 14,036 vaccinations.
13. The number of schools rose by 1 to 235 but the number of pupils fell by 6 to 11,052. Expenditure rose from Rs. 79,151 to Rs. 80,355.

VI.—KOLHA'PUR AND SOUTHERN MARA'THA COUNTRY STATES.

I.—KOLHA'PUR.

Ruling Chief—His Highness Colonel Sir Shahu Chhatrapati Máharáj, G.C.S.I., G.C.I.E., G.C.V.O., LL.D., M.R.A.S.; *Area*—3,217 square miles; *Population* (1911)—833,441; *Tribute to British Government*—Nil; *Gross revenue based on five years' average*—Rs. 55,68,376; *Military force*—679; *Principal articles of production*—Jowári, rice, cotton, sugarcane, tobacco, groundnuts, etc.; *Manufactures*—Coarse cotton and woollen cloth, pottery and hardware.

1. The kharif as well as the rabi crops suffered from heavy rain in July and August and its total absence in October. The season was, however, fair on the whole. The supply of fodder and water was sufficient.
2. The strength of the police force increased from 907 to 912 and the cost from Rs. 91,524 to Rs. 91,711. The number of offences reported fell from 474 to 451 but the number of persons involved rose from 356 to 371. In all, 503 persons were put upon trial, of whom 200 were convicted, 137 were either acquitted or discharged and 166 remained awaiting trial. Of the property valued at Rs. 56,270, property valued at Rs. 18,728 was recovered. The percentage of recovery to property stolen was 31.47 as compared with 25.75 in the previous year.
3. There was no change in the total number of criminal courts, viz., 63. Including arrears, the total number of offences was 3,815, involving 7,741 persons as against 4,062 and 8,556 respectively in the previous year. Of these, 747 were convicted. There were 172 criminal appeals for disposal, of which 50 were pending at the end of the year.
4. The number of prisoners in the 21 jails and lock-ups decreased by 206 to 984 but the cost advanced by Rs. 6,484 to Rs. 18,277.
5. There were 40 civil courts as in the previous year. The total number of civil suits decreased from 6,887 to 6,383, of which 3,888 were disposed of, leaving a closing balance of 2,495. There were 5,273 applications for the execution of decrees, and execution was effected in 3,054 cases. The total number of appeals decreased from 904 to 813 while the number decided increased from 448 to 463.
6. The number of estates under revenue management increased from 9 to 11 and under judicial management from 84 to 95.
7. The number of documents registered fell from 9,035 to 8,802 while the total declared value of the property affected increased from Rs. 33,00,034 to Rs. 33,26,730. The fees realized fell from Rs. 51,322 to Rs. 50,830.

8. The area of reserved and protected forests remained unchanged at 490 square miles. The total forest revenue decreased from Rs. 3,89,304 to Rs. 1,07,524 owing to a poor yield of hirda on account of excessive rain. The expenditure also fell from Rs. 1,68,625 to Rs. 1,38,371.

9. The total outlay declined from Rs. 3,38,053 to Rs. 2,76,274, of which Rs. 1,82,796 were spent on original works and the rest on repairs.

10. The gross revenue of the year rose from Rs. 62,66,344 to Rs. 66,27,004 and the gross expenditure from Rs. 65,03,330 to Rs. 68,02,642; the closing balance was Rs. 19,41,527 as against Rs. 21,17,166 in the preceding year. Excluding alienations the net receipts and expenditure during the year come to Rs. 46,67,981 and Rs. 48,43,619.

11. The number of births registered fell by 2,247 to 30,686 while that of deaths increased by 7,348 to 29,000. The ratios *per mille* were 35.3 and 38.5 as against 38.81 and 17.59 in the previous year.

12. A new dispensary was opened at Torgal, bringing the total number of hospital and dispensaries up to 17. The number of patients increased from 137,287 to 148,017 and the expenditure from Rs. 44,189 to Rs. 49,928. Besides these there are two dispensaries at Kolhápúr maintained by the Darbár, one dealing in homeopathic medicines and the other in ayurvedic.

13. The number of schools fell from 380 to 376 and that of scholars from 17,139 to 16,450. The cost rose from Rs. 1,61,409 to Rs. 1,63,121.

14. The number of municipalities was 10. The income of the Kolhápúr municipality was Rs. 1,45,582 and the expenditure Rs. 1,45,823 as against Rs. 2,00,499 and Rs. 1,76,015 respectively in the previous year. The total revenue of the nine district municipalities was Rs. 42,515 as against Rs. 36,001 and the expenditure Rs. 38,497 as against Rs. 30,361 in 1913-14.

2.—SOUTHERN MARÁTHA COUNTRY STATES.

1. The Southern Marátha Country Agency consists of the following eight States :—

Name of State.	Area in square miles.	Population according to the Census of 1911.	Tribute to British Government.	Gross revenue based on five years' average.
			Rs.	Rs.
1. Sánгли	1,112	227,146	1,35,000	10,28,458
2. Miraj (Senior)	342	80,281	12,558	3,12,633
3. Miraj (Junior)	196½	36,490	7,389	2,56,728
4. Kurundwád (Senior)	185	38,375	9,619	1,49,924
5. Kurundwád (Junior)	114	34,084		
6. Jamkhandi	524	100,304	20,515	6,10,333
7. Mudhol	368	62,831	2,672	3,54,392
8. Rámdurg	169	36,610	Nil.	1,49,959
Total	3,010½	616,121	1,87,753	30,49,853

2. The Chief of Rámdurg was invested with the full powers of the State on the 21st January 1915. A son was born to the Chief of Sánгли, and the step-mother of the Chief of Kurundwád (Senior) died in November 1914.

3. During the year the rainfall was above the average. The average yield of crops was 12 annas, except in the Kurundwád and Angol talukas where it was below the average on account of excessive rain. Prices ruled high throughout the States.

4. The strength of the force fell from 1,591 to 1,581 while the aggregate cost rose from Rs. 2,11,804 to Rs. 2,46,621. The number of persons sent for trial fell from 673 to 605, of whom 325 were convicted and 207 acquitted or discharged. The value of property stolen and recovered during the year was Rs. 60,666 and Rs. 27,248 as against Rs. 40,808 and Rs. 17,012 respectively in the previous year. The percentage of recoveries to property stolen fell from 39.05 to 38.9.

5. The number of offences reported during the year rose from 1,438 to 1,452. The courts dealt with 3,765 persons, of whom 890 were discharged, 1,818 acquitted, 587 convicted, 113 committed or referred, 18 died or escaped and 339 remained awaiting trial at the end of the year. Of 80 criminal appeals, 73 were disposed of during the year.

6. The number of jails and lock-ups remained the same as last year, viz., 27. The number of persons confined in them rose from 655 to 684 and the cost from Rs. 24,024 to Rs. 27,014. There were 3 deaths in the jails.

7. The total number of suits for disposal rose from 4,301 to 4,670. Of these, 3,265 were disposed of, leaving 1,405 as against 1,306 suits pending at the end of the year. The number of appeals also rose from 717 to 766, of which 556 were disposed of.

8. The number of documents registered during the year was 11,502 as against 10,792 in the preceding year. The amount of fees realized rose from Rs. 46,444 to Rs. 47,536 and the cost of the department from Rs. 4,364 to Rs. 4,661.
9. The total area under forests was 97,146 acres. The receipts and expenditure amounted to Rs. 33,105 and 16,369 respectively.
10. The total outlay on works of public utility amounted to Rs. 4,98,352 as against Rs. 4,99,849 in the previous year.
11. The total receipts, including balance of the past year, amounted to Rs. 75,29,095 as against Rs. 75,39,180. The closing balance rose from Rs. 33,39,498 to Rs. 34,43,835.
12. The births and deaths numbered 20,925 and 17,218 as compared with 21,495 and 16,905 of the last year. Of the number of deaths, 1,527 as against 3,281 were due to plague and 582 as against 734 to cholera.
13. The number of dispensaries during the year fell from 27 to 25, but that of patients treated rose from 176,282 to 201,260 and the cost from Rs. 62,933 to Rs. 64,598. Vaccinations advanced from 21,196 to 21,347.
14. The number of schools rose from 401 to 410, the daily attendance from 19,788 to 20,145 and the expenditure from Rs. 1,59,099 to Rs. 1,66,944. The number of libraries and reading rooms increased by 7 to 41.
15. The number of municipalities remained unchanged, viz., 30. The total receipts rose from Rs. 2,10,317 to Rs. 2,18,357 and the expenditure from Rs. 1,19,407 to Rs. 1,25,028.

3.—SA'VANUR.

Ruling Chief—Lieut. Abdul Majid Khán, Dilerjang Bahádur, Nawáb of Sávanur; *Residence*—Dhárwár; *Caste*—Pathán Mahomedan; *Age*—24 years; *Has no male issue*.

Area—70 square miles; *Population* (1911)—17,909; *Gross revenue based on five years' average*—Rs. 1,56,970; *Principal articles of production*—Cotton, jowári, rice, wheat, betel-nut, betel-leaves (pán); *Manufactures*—Weaving coarse cloths of various description.

1. The Nawáb was on active military duty from 12th November 1914 to 20th April 1915 as Aide-de-Camp to Lieut.-General Sir A. Barrett, General Officer Commanding the Expeditionary Force D. On the 4th October 1914 a daughter was born to him.
2. The rainfall during the year was 29.41 as against 21.28 last year. The season was above normal and better than the preceding year.
3. The police force consists of 53 officers and men. The number of offences reported during the year was 64 as against 78 in 1913-14. The value of the property alleged to be stolen was Rs. 582 as against Rs. 532 last year, and that of the property recovered Rs. 208 as against Rs. 357, the percentage of recoveries falling from 67.1 to 35.32.
4. Of a total of 109 persons brought to trial, 37 were convicted and 71 acquitted. There were no cases under Chapter VIII of the Criminal Procedure Code. One person was tried and convicted by the Sessions Court. There were no appeals from the court of the District Magistrate to that of the Sessions Judge. There were 17 appeals to the court of the District Magistrate from the courts of the Sub-Magistrates.
5. During the year 12 convicts and 29 under-trial prisoners were admitted into the jail. Two convicts and one under-trial prisoner remained in the jail at the end of the year.
6. The number of suits on the file of the civil court was 84, including 20 of the previous year. Of these, 68 were disposed of. Of 22 miscellaneous applications, 16 were disposed of. The number of appeals on the file was 24, including the balance of 8 from last year. Of the 14 appeals disposed of, 3 were confirmed, 2 reversed, 3 remanded for re-trial and two were otherwise disposed of. The decisions in four of the cases were amended.
7. The number of documents of all kinds presented and registered were 243 and their value Rs. 76,573.
8. The total expenditure on public works during the year was Rs. 14,548 as against Rs. 11,935 in the previous year.
9. The opening balance was Rs. 2,09,947, of which Rs. 1,86,700 were invested in Government securities. The year's revenue amounted to Rs. 1,58,419, the expenditure to Rs. 1,36,086 and the closing balance to Rs. 2,46,279, inclusive of investments of the face value of Rs. 1,00,000.
10. Eight hundred and three births and 450 deaths were registered as against 739 births and 464 deaths during the preceding year.
11. The Sávanur dispensary treated 10,894 out-door and 28 in-door patients. Out of 10,894 patients treated, 2,309 were from British villages. Vaccinations numbered 803 as against 773 in 1913-14.
12. The State supports 18 schools (including one Anglo-vernacular school). The daily average attendance fell from 1,015.2 to 718.9 and the total number of pupils from 1,419 to 1,353. The expenditure rose from Rs. 9,778 to Rs. 10,234.
13. Sávanur is the only municipality in the State. The opening balance was Rs. 2,807. Receipts and expenditure amounted to Rs. 7,574 and Rs. 4,705 respectively. The year closed with a balance of Rs. 5,677.

VII.—SIND.

KHAIRPUR STATE.

Ruling Chief—His Highness Mir Sir Imámbuksh Khán Tálpur, G.C.I.E.; *Residence*—Kot Diji; *Caste*—Tálpur, Baluch, Muhammadan; *Age*—55 years; Educated privately; *Has male issues.*

Area—6,050 square miles; *Population* (1911)—223,788; *Gross revenue based on five years' average*—Rs. 19,66,225; *Military force*—Imperial service troops 139, others 425; *Principal articles of production*—Fuller's earth, carbonate of soda, cotton, wool, grain, seeds, ghee, hides, tobacco and indigo; *Manufactures*—Cloth, leather, ivory work, metal work, cutlery, cotton, silk and woolen work, lacquered wood work, glazed pottery and carpets.

1. The State was visited both by the Commissioner in Sind and the Political Agent. Chief events.
2. The season was satisfactory. The inundation of the year was abnormally high and the rabi season better than last year. The area under cultivation increased from 213,933 to 223,771 acres. Season and crops.
3. The number of men in the State Foot Battalion was 225 and there were also 4 Military gunners. The Imperial Service Camel Corps escort comprises of a fixed body of 4 officers, 38 rank and file, 10 followers, 8 camelmén and 40 camels. The transport corps consists of 3 officers, 18 rank and file, 14 followers and 76 camelmén and 240 baggage camels.
4. The strength of the force remained the same, viz., 263, but the cost increased from Rs. 54,005 to Rs. 56,217. In connection with 413 reported offences, 473 persons were arrested and sent for trial. The percentage of convictions rose from 62.75 to 72.3. The value of property stolen rose from Rs. 10,644 to Rs. 22,501, but the percentage of recoveries fell from 48.51 to 36.84. Police.
5. In the 13 criminal courts 1,145 offences were reported during the year, an increase of 183 over the previous year's figure. The persons tried numbered 2,332 and the percentage of convictions rose from 27.16 to 31.26. Criminal appeals numbered 24, of which 18 were rejected, 2 modified, 2 reversed and 2 remained pending at the close of the year. Criminal Justice.
6. In the two jails at Khairpur and Kot Diji, the inmates numbered 626, an increase of 117 over the previous year's figure. The cost of maintenance increased from Rs. 10,433 to Rs. 15,037. The total mortality in the jails was 9. Prisons.
7. The number of civil courts was 15 as against 14 last year. The number of civil suits filed during the year rose from 1,625 to 1,885. Out of 3,030 suits for disposal, including arrears, 1,855 were disposed of as compared with 1,628 during the previous year. Of 273 appeals, 165 were decided. Civil Justice.
8. The number of documents registered fell from 511 to 509, and the fees realized from Rs. 6,510 to Rs. 4,090. Registration.
9. The forest revenue rose by Rs. 13,516 to Rs. 22,880. Forests.
10. The total amount spent on public works during the year rose from Rs. 1,84,625 to Rs. 3,10,464, an increase of Rs. 1,25,839. Public works.
11. The gross revenue of the State, excluding jagirs, decreased, nominally by Rs. 2,01,330 to Rs. 17,83,490. The expenditure amounted to Rs. 20,38,251 as against Rs. 16,56,024 during the previous year. Revenue and finance.
12. There are three hospitals and six dispensaries. The number of out-door patients treated was 137,968 as against 162,913 in the past year. The cost rose from Rs. 19,988 to Rs. 28,615. The number of animals treated in the Sir Faiz Mahomed Veterinary Hospital at Khairpur fell from 11,795 to 11,065. Vaccinations decreased by 58 to 6,929. Medical relief.
13. The number of registered births decreased from 1,681 to 1,602 and that of deaths from 1,988 to 1,513, but as these figures give the incredible birth and death rates of 7.16 and 6.76 *per mille* respectively, they can have very little value. Vital statistics.
14. The number of schools rose from 123 to 131 and that of pupils from 4,511 to 4,941. The daily average attendance was 3,844 as against 3,511 in the previous year. Education.

VIII.—ADEN.

For details see the Annual Report of the Aden Settlement for the year ending 31st March 1915.

Area (including Perim)—80 square miles; *Population* (1911)—46,165; *Gross revenue based on five years' average*—Rs. 59,96,494.

1. Major-General Sir James Bell, K.C.V.O., held charge of the Residency from the 1st April 1914 to the 16th July 1914 and again from 24th August to 12th November 1914. Lieut.-Colonel Jacob acted for him during the intervening period. Major-General D. G. L. Shaw held charge of the Residency from the 14th November to the end of the financial year. Personnel.
2. The total number of officers and men of the land police was, as last year, 377, of whom 20 are mounted. Only 72 are literate. The expenditure on the force decreased from Rs. 1,30,059 to Rs. 1,19,652, of which Rs. 79,819 was borne by Government, Rs. 29,168 by the Settlement and Rs. 11,835 by the Port Trust. The whole of the cost of the Sheikh Othman police, amounting this year to Rs. 28,008, falls on the Settlement revenues. Out of the 222 persons concerned in 216 offences and sent for trial, 176 were convicted, the percentage

TRIBUTARY STATES.
Aden.

of convictions falling from 80·22 to 78·57. Property valued at 3,651 was recovered out of stolen property valued at Rs. 7,275. Twenty-one men were dismissed or discharged and 10 fined or reduced. The strength of the harbour police was 62 of all ranks. Deportations into the interior numbered 556 and by sea to Somaliland 446.

Criminal justice.

3. The total number of offences reported to the Magistracy was 110, involving 972 persons, of whom 716 were convicted, 248 acquitted and 8 remained to be dealt with at the end of the year. The Court of Sessions disposed of two cases, one of bigamy and the other of murder. There were four appeals, in one of which the sentence passed was reduced and in the other three the sentences were confirmed. In the 12 cases in which revision was requested the sentence was upheld in 8, reduced in 2, reversed in one and in one case the prisoner was released.

Prisons.

4. Two hundred and thirty-four male and 14 female prisoners were confined in jail as against 251 males and 15 females in the previous year. The daily average number of prisoners was 44. The expenditure fell from Rs. 12,452 to Rs. 11,602. The sale of manufactured articles realized Rs. 5,831 as against Rs. 5,204 in the preceding year. There were no deaths, and no prisoners escaped during the year.

Civil justice.

5. Out of a total of 1,977 suits for disposal, 1,889 were decided and 55 were pending at the close of the year. Last year's figures were 1,521 and 33 respectively. There were 802 applications for the execution of decrees valued at Rs. 1,01,481, of which only 2 remained undisposed of. Sixty persons were committed to jail for non-payment of Rs. 7,817. As a result of 5 appeals and 10 applications for revision, the lower court's judgment was upheld in all cases.

Registration.

6. The number of documents registered fell from 392 to 351 and the value from Rs. 9,87,446 to Rs. 6,12,079. The year's revenue and expenditure also fell from Rs. 2,998 and Rs. 1,754 to Rs. 2,323 and Rs. 1,631 respectively.

Municipal administration.

7. The executive committee of the Aden Settlement performs all the duties which municipalities perform in India. The income and expenditure amounted to Rs. 3,22,124 and Rs. 3,36,526 as compared with Rs. 3,53,694 and Rs. 3,35,784 respectively in the preceding year, leaving a surplus of Rs. 1,81,665 on the 31st March 1915.

Public works.

8. Expenditure on Imperial Civil Works increased from Rs. 18,685 to Rs. 57,037, but that on Provincial Works decreased from Rs. 55,761 to Rs. 38,215.

Revenue and finance.

9. Receipts totalled Rs. 87,49,497 and payments Rs. 83,40,280, the closing balance being Rs. 7,32,720.

Vital statistics.

10. The total number of births and deaths was 842 and 2,621 as against 849 and 1,835 respectively in 1913-14.

Medical relief.

11. Besides the military hospitals attached to the garrison, there are 2 hospitals and 3 dispensaries in Aden and a small-pox hospital with an aided dispensary at Maala. The Keith Falconer Mission of the United Free Church of Scotland maintains a hospital at Sheikh Othman, which does invaluable work. Patients come here from all parts of Arabia, the Yemen, Hedjaz and Hadramaut. The total number of patients treated in these institutions was 45,213. Vaccinations numbered 8,255.

Education.

12. In the 5 Government schools there were 435 pupils with an average daily attendance of 352. The expenditure was Rs. 27,209, of which Rs. 5,000 was contributed by the Aden Settlement. The number of private schools fell from 35 to 33 and the attendance from 1,753 to 1,522. Twenty-five of these schools received grants-in-aid amounting to Rs. 12,029.

Miscellaneous.

13. Information concerning marine matters and the Port Trust will be found in Chapter III, concerning trade in Chapter IV and concerning salt and excise in Chapter V of this report.

IX.—CONDITION OF THE PEOPLE.

The season was generally good and prosperous in all the Tributary States with the exception of Pálanpur, Rájpipla, Chhota Udepur, Kolhápur and Mudhol, where the kharif rains were untimely and the outturn of the kharif crops was poor. There was, however, nothing approaching scarcity in any of these States, and no relief works were found necessary. The favourable inundation of the Indus resulted in an excellent season in Khairpur, and there was a further increase in the area under cultivation. The public health was generally good except a few States where there were outbreaks of plague and cholera. In none of these, however, were the epidemics serious. The condition of agricultural stock was good. Education continued to advance slowly, there being an increase in the number of children attending school in almost every State. The statistics of crime remained approximately stationary.

CHAPTER II.

ADMINISTRATION OF THE LAND.

I.—Surveys.

1.—TOPOGRAPHICAL SURVEY.

An area of 258 square miles was surveyed partly on the 1-inch and partly on the 2-inch scale in the Ahmednagar and East Khándesh districts. Triangulation was carried out in the East Khándesh district with a view to the continuation of the detail survey in that district during 1916-17.

2.—TIDAL AND LEVELLING OPERATIONS.

1. Tidal operations were continued at the ports of Aden, Karáchi and Bombay (Apollo Bandar and Prince's Dock). All the tidal observatories were inspected and the tide-gauges were cleaned, adjusted and left in good working order. Tidal operations.

2. Lines of precise levelling were run (a) From Bágalkot *viá* Hungund to Nagarha along the road. This is part of the line which was carried on to Raichur. (b) From Bágalkot to Bijápur along the road *viá* Kolhár and Mulvad. (c) Round and across the Island of Bombay. The total distance levelled was about 146 miles. This includes 50 miles of single levelling in the island and town of Bombay. Levelling.

3.—MAGNETIC SURVEY.

Concrete pillars were erected for permanently marking the positions of the Alibág Observatory and 6 repeat stations in the Presidency, one repeat station in the Surat Political Agency, one in the Southern Marátha States Political Agency, one in the Káthiáwár Agency and three in Sind. Observations of these points were taken with a view to determining accurately the values of the secular changes.

4.—REVENUE SURVEYS.

1. The following permanent establishments were employed in this division:—(1) a field party of 10 surveyors for the Gujarát district; out of these 7 surveyors were working under Mr. Robertson for the classification of Matar and Mehmedabad talukas of the Kaira district; and (2) a field party of 3 surveyors for the Thána district. These parties besides giving instructions to classes of learners, etc., were employed on the measurement and classification of 3 *indám* and 2 Government villages of the Ahmedabad district, and on the measurement of lands for fixing the boundaries between State, *indám* and Government villages, of lands taken up for roads, canals and railways in Ahmedabad and Thána districts and of woodland plots, house plots and lands given out for cultivation in Thána. In all the Gujarát party measured 737 acres and classed 3,893 acres. The Thána party measured 1,113 acres and classed 123 acres. The Central Record Office at Ahmedabad in addition to its ordinary work took test of recess work done by the field party surveyors and of Akarband work of Ankleshwar taluka, prepared revised settlement appendix Q of the Ankleshwar taluka and Himayat (tank irrigation) statements of Chikhli, Mándvi and Bárdoli talukas and corrected maps for printing. The District Survey Office, Thána, did its usual work. Northern Division.

2. The field party in this division formerly consisted of 6 permanent surveyors. In addition 3 other temporary parties consisting of 53 men were working on the survey of *indám* villages and other similar work. All these parties were merged into a single permanent field party consisting of about 60 men. Of these 30 men were put on the survey of *indám* villages and the rest drafted as head surveyors, supervisors and surveyors on the measurement of sub-divisions and city surveys. During the year 22 villages were completely measured and classed, one completely measured and two partly measured. The total area measured was 47,322 acres in 6,352 survey numbers, while the area classed was 45,223 acres in 5,958 survey numbers. The original survey of the hill station of Panchgani of the Wái taluka was done by plane table. Central Division.

3. The field party in this division consisted of 6 permanent surveyors and 4 learners. In view of the large number of temporary establishments in constant employment all these establishments were merged into a single field party with 40 surveyors and 10 learners. Six surveyors were deputed on the survey of the *indám* villages of Alur in Dhárwár, Kamte in Ratnágiri and Chiksindgi in Bijápur. These were also employed on encroachment cases and road measurements in Belgaum. Nine surveyors were employed on city surveys and the rest were put on the survey of *indám* villages in Belgaum, the revision survey of 7 of which Southern Division.

has been completed. The survey of the *indm* village of Shirgaon in the Chandgad mahál of Belgaum was entirely done by plane table. Special establishments were also employed on the following works :—(1) Separation of *indm* and Government shares from fixed numbers in Belgaum ; (2) preparation of lists of tanks in Dhárwár and Kánara ; (3) repairing and copying torn survey papers of Ratnágiri and Kolába ; and (4) calculation of the revised assessment of the resettled tálukas of Kánara.

Sind. 4. The five surveyors were mainly occupied in the measurement of sub-divisions of survey numbers.

5.—CITY SURVEYS.

Northern Division. 1. The city survey work of Viramgám, which was started last year, was completed and enquiry work is in progress. The city surveys of Nadiád, Borsad, A'nand and Thána are in progress. In addition the village sites of Udváda, Vápi, Motiwada, Rentlav, Párdi, Alipur and Degám of the Surat district were surveyed by plane table under the orders of Government on the plan proposed by Mr. Anderson. Government have sanctioned the introduction of the Record-of-Rights in these village sites.

Central Division. 2. City survey operations in the towns of Sholápur and Bársi were completed. Operations are in progress in the towns of Dhulia, Manmád and Jalgaon. Arrangements were made for taking up the city survey of Nandurbár which was sanctioned at the end of the year. Sanction of Government has been received for the city survey of Bhusával and Násik. The rough survey of open spaces in the village sites in Ahmednagar and West Khándesh was taken under the supervision of the Collectors and District Inspectors of the districts. The work was done by Circle Inspectors and the survey of 90 village sites was completed.

Southern Division. 3. The survey of the towns of Gadag-Bettigeri was completed during the year. City survey operations are in progress in the towns of Belgaum and Bágalkot.

Sind. 4. No city survey operations were carried out in Sind.

2.—Settlements.

1.—PRESIDENCY PROPER.

Northern Division. 1. No Government or *indm* villages were due for settlement. At the end of the year proposals were framed by the Assistant Collector for the revision of the *jama* of 27 tálukdári villages of the Mehlol estate in the Panch Maháls. The proposals have been sanctioned by Government.

Central Division. 2. Revision settlement reports for the tálukas of Chándor, Niphád, Násik, Sinnar, Dindori, Yeola, Igatpuri and Nándgaon of Násik district and Ráver and Yával of East Khándesh were submitted by the Assistant Settlement Officers. The reports of the 8 Násik tálukas are under consideration of Government, while those of East Khándesh are with the Collector. Proposals were framed by the Superintendent, Land Records, for the settlement of 1 Government and 5 *indm* villages of East Khándesh and 35 *indm* villages of the Sátára district. Proposals for 35 *indm* villages have been sanctioned by the Commissioner. Original settlement rates were introduced into 19 *indm* villages of the East Khándesh, Násik and Sátára districts and revision settlement rates into 8 *indm* villages of East Khándesh, Poona and Sátára districts.

Southern Division. 3. Revision settlement proposals for the tálukas of Athni, Gokák, Sampgaon, Chikodi and Hukeri of Belgaum, Ratnágiri and Sangameshvar of Ratnágiri district, and Bágalkot, Bádámi and Hungund of Bijápur district were submitted by the Assistant Settlement Officers and are under consideration by Government. Original settlement reports for the *indm* villages of the Juvathi and Panhale were submitted by the Superintendent, Land Records, and sanctioned by the Commissioner. Settlement proposals were framed by the Superintendent, Land Records, for the original settlement of the *indm* villages of Durgadkeri, Siddápur and Budangad of the Dhárwár táluka. Revision settlement rates were introduced in the Ankola, Kumtha and Honávar tálukas of Kánara. Original settlement was introduced in the *indm* village of Dewache-Gothne in Ratnágiri.

2.—SIND.

Revised irrigational settlements were introduced in the following tálukas during 1914-15 :—Tapa Gadap of the Karáchi táluka in the Karáchi district, Kandiáro, Naushahro and Moro in the Nawábsháh district, Deh Sutiari of the Badin táluka in the Hyderabad district, and Mehar in the Lárkána district.

3.—ALIENATION SETTLEMENTS.

No important alienation settlements were made during the year. Land was granted rent free or on reduced assessment in 7 cases to Missionary institutions for school buildings, in 1 case for a masjid, in 2 cases for temples and in 5 cases to district local boards and municipalities for public purposes. One grant was made to the Nagar Education Society for a hostel and one for the Gazetted Officers' Club in Kárwár. The number of sanads on account of previous alienations issued during the year was 39. One cash allowance, seven jághirs and one service *indm* lapsed to Government on account of casualties among the

grantees and one garden grant lapsed on account of the grantee having failed to keep up the garden.

3.—Waste Lands.

The following table shows the variations in the area of land under cultivation in the past two years :—

District.	1913-1914.			1914-1915.		
	Total culturable area.	Occupied.	Balance culturable waste.	Total culturable area.	Occupied.	Balance culturable waste.
<i>Northern Division.</i>						
	Acres.	Acres.	Acres.	Acres.	Acres.	Acres.
Ahmedabad	1,532,641	1,387,651	144,990	1,536,116	1,301,462	144,654
Kaira	544,070	424,956	119,114	545,413	408,403	76,920
Panch Maháls	545,555	470,531	75,024	543,973	469,646	74,327
Broach	498,946	468,593	30,353	497,434	468,157	29,277
Surat	712,186	665,624	46,562	713,087	667,102	45,925
Thána	919,770	881,145	38,625	931,658	884,628	47,030
Total ...	4,753,168	4,298,500	454,668	4,767,681	4,349,548	418,133
<i>Central Division.</i>						
Ahmednagar	2,595,040	2,551,902	43,138	2,607,124	2,564,911	42,213
East Khándesh	2,014,367	1,802,476	211,891	1,870,752	1,804,702	65,960
West Khándesh	1,599,084	1,377,753	221,331	1,598,955	1,389,468	209,487
Násik	2,156,941	2,068,404	88,537	2,156,647	2,070,158	86,489
Poona	1,929,335	1,913,736	15,599	1,929,598	1,914,929	14,669
Sátára	1,427,521	1,400,895	26,626	1,427,079	1,401,424	25,655
Sholápur	2,314,691	2,304,768	9,923	2,314,595	2,304,776	9,819
Total ...	14,036,979	13,419,934	617,045	13,904,750	13,450,458	454,292
<i>Southern Division.</i>						
Belgaum	1,223,538	1,146,345	77,193	1,223,697	1,146,731	76,966
Bijápur	2,217,902	2,167,940	49,962	2,218,578	2,169,380	49,198
Dhárwár	1,651,889	1,598,979	52,910	1,653,025	1,603,270	49,755
Kánara	381,343	338,093	43,250	380,812	338,086	42,726
Kolába	747,047	722,119	24,928	746,987	722,202	24,785
Ratnágiri	1,610,268	1,599,499	10,769	1,610,099	1,599,702	10,397
Total ...	7,831,987	7,572,975	259,012	7,833,198	7,579,371	253,827
<i>Sind.</i>						
Hyderabad	2,007,406	1,123,502	883,904	2,007,628	1,099,702	907,926
Karáchi	1,925,337	736,924	1,188,413	1,946,365	715,504	1,210,861
Lárkána	2,080,017	1,161,808	918,209	2,081,853	1,181,970	899,874
Sukkur	1,624,301	769,164	855,137	1,629,270	786,628	842,642
Thar and Párkar	3,280,889	2,226,666	1,054,223	4,005,414	2,243,880	1,761,534
Upper Sind Frontier	1,190,839	915,489	275,350	1,191,884	941,152	250,732
Nawábsháh	1,588,089	1,202,416	385,673	1,595,634	1,199,921	395,713
Total ...	13,696,878	8,135,969	5,560,909	14,458,068	8,188,766	6,269,302

4.—Land Records.

I.—PRESIDENCY PROPER.

1. The Land Records staff continued to work in all districts in the Presidency proper and in addition to their routine duties supervised the maintenance of the Record-of-Rights. The chief feature of the year was the large number of establishments employed on city surveys and on the measurement of sub-divisions in most of the districts in each division. During the year 3 temporary posts of Deputy Superintendents of Land Records, Northern, Central and Southern Divisions, were newly created to assist the Superintendents, chiefly in the inspection of the city surveys, measurement of sub-divisions and survey of *indm* villages.

2. Junior Civilians were trained as usual in survey and settlement matters by the Superintendents of Land Records. In all, four Junior Civilians and one probationary Deputy Collector were trained and declared qualified. Survey classes for the training of circle inspectors were held at Ahmedabad, Poona, Belgaum and Thána. At Thána the class was for circle inspectors of the Konkan districts. Of the 12 candidates from the Northern, 17 from the Central and 7 from the Konkan districts, 11, 17 and 6 passed respectively. In the Southern Division 7 candidates including 4 from Native States joined the survey class but owing to lack of funds the training had to be abandoned except in the case of the 4 Native States candidates who were examined and all of whom passed. No class was held for the training of district inspectors.

3. The Record-of-Rights was re-written in all the Government villages of the Northern Division last year except Thána. The work in Thána was found to be far from accurate, and this year revision was carried out hand in hand with operations for the measurement of sub-divisions in 2 circles of the Kalyán táluka. The preparation of the record in survey settled *indám* villages has been completed in Thána and is in progress in Surat. In the Central Division the quinquennial re-writing of the record was in progress in the following districts and tálukas :—

Districts.	Tálukas.
Poona Khed, Junnar, Haveli and Indápur.
Ahmednagar Shrigonda and Karjat.
East Khándesh Erandol.
West Khándesh Sákri and Nandurbár.
Sholápur Sholápur, Bársi, Mádha, Karmála, Pandharpur, Sangola and Málsiras.
Násik Yeola.
Sátára Nil.

This work except in Haveli of Poona, Bársi of Sholápur and Nandurbár of West Khándesh has been completed. Fair copying of the original records of *indám* villages in Sátára district was completed during the year. The record of Jávoli táluka was found to be very inaccurate and had to be revised by a special staff. It has yet to be re-written. In the Purandhar táluka of the Poona district and in Khandála mahál of Sátára district the sub-division measurement disclosed that the record written previously in many villages is in a very bad state. It is to be re-written after the sub-division survey. In the Southern Division the preparation of the original record was in progress in the khoti villages of Kolába and in the Roha and Mángaon tálukas of Ratnágiri. Fair copying of the record has been completed in Roha and is in progress in Mángaon. In the Mandangad, Chiplun, Guhágar and half of Dápoli tálukas the re-writing has been completed. In the rest of the district it awaits the completion of the sub-division survey. In Vengurla, Sangameshwar and Ratnágiri tálukas the record is being re-written simultaneously with the measurement of sub-divisions. The Record-of-Rights was newly promulgated in 4 villages of Ratnágiri one *shardkati* village of Bijápur, 30 *indám* villages of Belgaum and 11 *indám* and *isáfat* villages of Kolába. The re-writing of the record in the coast tálukas of Kánara is postponed pending the measurement of sub-divisions.

Sub-division measurement.

4. In the Northern Division measurement of sub-divisions was carried out by plane table in the Broach, Surat and Kaira districts. The Broach district has now been wholly completed. The work remaining to be done is in Chikhli táluka of Surat, and Borsad, Mátar, Mehmedabad tálukas and part of Kapadvanj táluka of the Kaira district. There were 15 parties of 8 measurers each under a survey Mámlatdár working in these districts. The work was done in 483 villages. Out of 264,421 total survey numbers in these villages 66,528 survey numbers were measured and 235,011 sub-divisions formed. In the Thána district the measurement of sub-divisions was started in January with a staff of 20 measurers including 3 *nimtándárs* supervised by a head surveyor. The staff was subsequently increased to 47, new hands being trained for the work. The work was taken up in the Kalyán táluka. These parties had first to revise the Record-of-Rights in the field before taking up the measurement of sub-divisions. They revised 83,382 entries in the Record-of-Rights, measured 24,911 hissas and amalgamated 7,000 hissas. The number of villages completed up to date is 434 in the Sálsette, Máhim, Bassein and Dahánu tálukas and Umbargaon peta. In the Central Division the measurement of sub-divisions was carried out to a greater extent than last year. There were 12 parties working in the field and 2 more stationed at headquarters for calculation of assessments. The total number of men engaged on these parties was 300. The post of a second survey Mámlatdár was therefore created to supervise the work. In addition to these 14 parties, 2 parties were working in East Khándesh, one in West Khándesh and one in Kalvan táluka of Násik district under the supervision of the respective district inspectors. The plane table was used this year to a greater extent than last year. Seventy men spread over 7 parties under sub-*nimtándárs* worked the plane table with considerable success in the Khandála peta of Wái táluka, Sátára district, in Purandhar táluka of Poona district and Sinnar táluka of Násik district. The other parties worked with chain and cross staff in the following tálukas :—

Districts.	Tálukas.
East Khándesh Yáwal and Erandol.
West Khándesh Dhulia and Sindkheda.
Násik Kalvan.
Ahmednagar Sangamner, Párner and Karjat.
Poona Indápur and Haveli.
Sholápur Sholápur.

During the year 213,386 sub-divisions were measured and mapped in 857 villages and assessments were calculated on 172,699 sub-divisions in 345 villages. In addition 2 parties were drafted for about 2 months to demarcate the sub-divisions in irrigated areas of the Haveli and Kopargaon talukas. They demarcated 6,533 sub-divisions in 14 villages in Haveli taluka and 2,358 sub-divisions in 20 villages in Kopargaon taluka. New sub-divisions in Government villages and all sub-divisions in irrigated *indm* villages were measured *pari passu* with the demarcation. With regard to the Southern Division, in the Konkan districts 5 parties consisting of 93 measurers and 5 *nimtándárs* supervised by a survey Mámlatdár were working. Each *nimtándár* was given a clerk and a peon for office work. In Kolába work was completed in Uran peta, Roha taluka (khoti villages), and Panvel and Pen talukas. Khálápúr taluka was partially completed. In the Ratnágiri district work was done in the Ratnágiri, Sangameshwar and Vengurla talukas but in none of them was it completed. The number of hissas measured and amalgamated is as follows :—

District.	Hissas measured.	Hissas amalgamated.
Kolába ...	37,265	23,118
Ratnágiri ...	61,487	25,482

In the Karnátic districts 7 parties of 120 men under 7 *nimtándárs* supervised by a survey Mámlatdár were working. The plane table was used by one party in the Bankápur taluka for the measurement of complicated rice survey numbers. In Bijápur the talukas of Bágewádi, Sindgi, Indi and Hungund were completed. The Muddebihal taluka is in hand. The number of hissas measured was 62,910. In Dhárwár the talukas of Bankápur, Hungal, Kalghatgi and Hubli were completed; Kod taluka is in hand. The number of hissas measured was 78,202.

2.—SIND.

1. The usual four weeks' survey class was attended by two Assistant Collectors, one Deputy Collector and three Mukhtýárkar. All were granted certificates after examination. Eleven taluka head munshis and clerks and 3 munshis from the record office were sent up for 3 months' survey training; of these 9 head munshis and clerks and one munshi from the record office successfully passed the certificate examination. Of the 20 untrained tapádárs who presented themselves for the survey examination 12 passed the test and were granted certificates. At the final examination of the Tapádárs' Training School 128 students appeared of whom 108 passed. Seven ex-students, who failed in the previous final examination but had been allowed to reappear, were also examined. All of them passed the test. Training classes.

2. During the year the record was promulgated in seventy-six dehs of the Karáchi taluka of the Karáchi district, in one deh of the Nawábsháh taluka and in three dehs of the Sákrand taluka of the Nawábsháh district and in forty-seven dehs of the Johi taluka of the Lárkána district. The record was revised and re-written in talukas Mirpur Sakro and Ghorábári of Karáchi district, Kandiáro, Moro and Nausháhro of Nawábsháh district and Sanghar of the Thar and Párkar district. With the exception of the Thar and Párkar desert and barani and other unsettled tracts the record now forms the basis of the land revenue accounts throughout the Province and it was on the whole fairly well maintained during the year. Record-of-Rights.

3. Sub-division operations were started in November and completed in April. The operations were carried out in two compact sets of talukas, 4 in the Sukkur district and 2 in the Lárkána district. The number of sub-divisions measured was 40,478 as against 41,227 in the previous year. The parties were under the supervision of a special Mukhtýárkar. Sub-division measurement.

5.—Wards' and other Estates.

For details see the Reports of the Tálukdári Settlement Officer, the Report on the Administration of Incumbered Estates in Sind, and the Reports on the Administration of Minors' Estates and of the Estates under the Management of the Courts of Wards for 1914-15.

1.—ESTATES IN CHARGE OF THE TÁLUKDA'RI SETTLEMENT OFFICER.

1. The Tálukdári Settlement Officer is in revenue charge of all Tálukdári villages in the Ahmedabad district and is responsible for *jama* and *takávi* in them. In the Ahmedabad district the *jama* due for collection, including arrears of past years, amounted to Rs. 3,89,521 of which Rs. 3,79,287 were recovered and Rs. 5,762 were remitted, leaving Rs. 4,472 for future collection at the end of the year. *Takávi* was granted to the extent of Rs. 19,895 and Rs. 3,52,969 were recovered on this account during the year. Revenue administration.

2. At the close of the year in the three districts of Ahmedabad, Kaira and Broach, there were 37 estates under the management of the Court of Wards, and 27 under the Guardians and Wards Act, separate detailed reports of which have been submitted to Govern- Classification of estates under management.

ment. Besides these, the Tálukdári Settlement Officer manages a number of tálukdári estates, a list of which is given below:—

Serial No.	Authority under which managed.	Number of estates.
1	Court of Wards	37
2	Guardians and Wards Act	27
3	Act XXI of 1881	14
4	Civil Procedure Code, Third Schedule, paragraph 7	37
5	Civil Procedure Code, Order 40, Rule 5	7
6	Gujarát Tálukdárs' Act, section 26	1
7	Gujarát Tálukdárs' Act, section 28	342
8	Land Revenue Code, section 144	70
9	For loan and <i>takávi</i> debts to Government—	
	(i) Formerly managed under Act VI of 1862	12
	(ii) Others	34
10	On behalf of creditors	4
11	Miscellaneous estates	13
		598

Collection of revenue in managed estates.

3. Including arrears of past years, the total rental demand of estates under management during the year amounted to Rs. 11,77,911 of which Rs. 8,93,068 were recovered and Rs. 62,630 were written off, leaving a closing balance of Rs. 2,22,213. The amount of Rs. 2,630 shown as written off, includes not only remissions to tenants, but also remissions and adjustments of rents of *gharkhed* lands given to tálukdárs for maintenance. Leases of 314 estates were in existence at the end of the year as against 352 of last year.

Settlement and liquidation of debt.

4. One of the primary objects of management is the settlement and liquidation of debts. As far as possible very favourable terms in favour of tálukdárs are obtained, e. g., one debt of Rs. 75,000 was settled for Rs. 10,000 representing 13 per cent. During the year under report 335 claims for Rs. 6,11,308 were settled for Rs. 1,04,896, i. e., at the average rate of 17 per cent. For this purpose Rs. 60,703 were advanced from the Government Debt Settlement Loan. Total recoveries on behalf of the Debt Settlement Loan during the year amounted to Rs. 72,224. The total number of *darbhasts* and decrees under enquiry and execution was 196 in the beginning of the year and 33 were received during the year. Out of these, 76 were returned to the Courts, 85 were under inquiry and 68 were being satisfied by management of defendants' property. Rs. 78,103 were paid to the judgment creditors in lieu of their claims, Rs. 19,172 by advance from the Government Loan and Rs. 43,740 by borrowing from private creditors, the rest being paid from the revenues of the estates. The balance of decretal debt at the end of the year was Rs. 1,30,039.

Estates attached under the old Incumbered Estates Acts.

5. Some estates originally taken under management under Act VI of 1862, though formally released by the operation of the clause limiting management to 20 years have still remained under management for the recovery of loan debts due to Government. When the year began there were 13 such estates which paid off loan debt to the extent of Rs. 5,505 during the year leaving a closing balance of Rs. 71,342 due to Government. Three estates met their liabilities in full and were released, one in the beginning of the year and two at the close. The Kaira estates under Act XXI of 1881 were 15 in number at the commencement of the year. Total repayments towards the Government loan under this Act amounted to Rs. 5,290 during the year and Rs. 11,600 was the balance due to Government at the close of the year. Two estates were released at the close of the year, their debts having been fully discharged.

Loans.

6. Sanction to borrow money under section 31 of the Gujarát Tálukdárs' Act was granted to the extent of Rs. 2,13,985 during the year.

Partition.

7. There were three partition cases pending at the commencement of the year and two the new applications were received. One was disposed of during the year leaving 4 pending at the close.

Survey and Settlement.

8. The work of revising the Settlement Registers of tálukdári villages sanctioned in Government Resolution No. 10828, dated the 9th November 1914, was commenced during the year by the Special Officer Mr. Mohanlal Lallubhai and his staff. The revision of Sánand táluka has been completed and that of Dholka is in progress. The re-writing of the Settlement Registers will commence when the revised form is sanctioned by Government.

Education.

9. Both the tálukdári hostels at Dhandhuka and Nadiád worked satisfactorily. At the close of the year there were 54 and 41 boys resident in the Dhandhuka and Nadiád hostels respectively. The plans and estimates for the new hostel building at Nadiád have been sent up for final approval.

2.—INCUMBERED ESTATES, SIND.

Estates managed by District Officers.

1. One estate in the Lárkána district was under the management of the Collector. The opening balance was Rs. 2,374. Receipts during the year amounted to Rs. 1,600,

miscellaneous charges amounted to Rs. 1,250 and Government dues to Rs. 665. The closing balance was Rs. 2,059.

2. The number of estates under the Manager of Incumbered Estates in Sind at the commencement of the year was 292. Thirty-six new estates were admitted and 23 were released, leaving 305 under management at the close of the year. The estates showed an opening balance of Rs. 1,66,260 at the beginning of 1914-15, and their receipts during the year amounted to Rs. 7,04,584. Out of the total amount of Rs. 8,70,844 a sum of Rs. 7,13,464 was expended during the year, leaving a balance of Rs. 1,57,380 at the close of the year. The chief items of expenditure were payments of Rs. 86,937 in liquidation of debts and loans, Rs. 77,243 in maintenance allowances and Rs. 2,48,064 to defray the land assessment due to Government. The cost of management was Rs. 48,347, excluding Rs. 45,980 paid in advance for the cost of management in 1914-15. Cultivation expenses and other miscellaneous items amounted to Rs. 2,06,893. At the close of the year a sum of Rs. 23,790 was due to Government on account of *takdvi* loans under the ordinary rules, while Rs. 45,700 were outstanding on account of private loans. The Manager was also in charge of 159 estates as court of wards for Sind.

3.—ESTATES MANAGED BY COLLECTORS.

Besides the estates under the management of the Talukdári Settlement Officer and of the Manager of Incumbered Estates, Sind, already mentioned, there were at the close of the year 119 estates under management by Collectors under the Court of Wards and other Acts.

6.—Revenue and Rent-paying Classes.

1. The season was an exceptionally favourable one and enabled land-holders to pay without difficulty the land revenue of the current year and, in most cases, of previous years where there were suspensions. Suspensions of the land revenue of the current year were found necessary in parts of Poona and Sholapur only. Cultivators obtained good prices for their produce but had to pay high wages to labourers. Land-lords obtained high rents. The tendency of land to pass from agriculturists to non-agriculturists appears to have received a definite check. The Record-of-Rights has made the agriculturist independent of the village accountant. Once he obtains an extract of the Record-of-Rights as regards his own holding he knows what he has to pay every year and the boundaries of his fields and he has no longer any fear of being made to suffer for the default of co-sharers as was the case when *khateddr* was held responsible for the payment of land revenue. The co-operative movement is making steady progress and is adding to the financial stability of the ryot.

2. The relations between land-lords and tenants continue to be amicable on the whole. There is most friction between the absentee land-lords and their tenants. These land-lords generally take no interest whatever in their estates, practically never grant *takdvi* and are loth to grant remissions and suspensions of rent. They are responsible for a large proportion of the assistance suits. There is a tendency on the part of tenants in some districts to protect themselves by refusing to cultivate for such land-lords and to seek other employment, for which there is an abundant demand. The position of the *hari* in Sind is becoming increasingly strong and he is frequently in a position to dictate his own terms.

3. The area of land held on the restricted tenure tends steadily to expand, chiefly in consequence of fresh grants. The tendency is counterbalanced to some extent by the not infrequent cases of conversion of restricted to unrestricted tenure on payment of occupancy price, in the case of persons to whom the non-restricted tenure is considered suitable. Cases of evasion of the conditions of the tenure were not numerous. Partitions of land held on the new tenure, though strictly speaking they require the Collector's previous sanction, are allowed to stand when made without previous sanction. The grant of virgin land under the tenure appears to require to be accompanied by a grant of *takdvi* in order to permit the development of the land. As opposed to the opinion of one Collector recorded in last year's report, that the tenure tends to encourage the uneconomic holder who would do better to join the ranks of labour, it is pointed out by another Collector that the man who loses his land generally does not seek employment in the labour market, but continues to till the same land as the serf of an absentee land-lord.

4. The draft of the new Bill is still under the consideration of Government.

Deccan
Agriculturists'
Relief Act.

CHAPTER III.—PROTECTION.

For—

LEGISLATIVE AUTHORITY

See—

GENERAL ADMINISTRATION REPORT FOR 1911-1912, PART II
PAGES 115—118.

I.—Course of Legislation.

Nine Acts were passed by the Legislative Council of the Governor of Bombay, and, after receiving the assent of their Excellencies the Governor and the Governor-General, were published during the year beginning 1st April 1914.

These were :—

- (1) Act No. I of 1914 (An Act further to amend the Karáchi Port Trust Act, 1886).
- (2) Act No. II of 1914 (An Act further to amend the Bombay Irrigation Act, 1879).
- (3) Act No. III of 1914 (An Act further to amend the Bombay Tramways Act, 1874).
- (4) Act No. IV of 1914 (An Act further to amend the Aden Port Trust Act, 1888).
- (5) Act No. V of 1914 (An Act further to amend the Bombay Civil Courts Act, 1869).
- (6) Act No. VI of 1914 (An Act further to amend the Bombay Port Trust Act, 1879).
- (7) Act No. VII of 1914 (An Act further to amend the Bombay Land Revenue Code, 1879).
- (8) Act No. VIII of 1914 (An Act further to amend the Bombay District Municipal Act, 1901).
- (9) Act No. I of 1915 (An Act to provide for the making and execution of town planning schemes).

Act No. I of 1914 was enacted with a view to giving legislative effect to various alterations proposed by the Committee of the Board of Trustees appointed to suggest amendments in the Act. These consist chiefly of (1) changes necessitated by the fact that a full time Chairman was appointed, so that a salaried Vice-Chairman was no longer required; (2) provisions giving a few additional powers to the Board, which delegation was considered expedient owing to the increasing importance of the Board. On these points, the Bombay Port Trust Act, 1879, has generally been followed.

The main object of Act No. II of 1914 was to make better provision for the exercise of control over the management of certain second class irrigation works, of which there are a large number in the Presidency. These were originally constructed and maintained by the people themselves, who contributed to the cost of maintenance and repair and regulated the supply among the contributors by mutual consent. This system having in many cases proved to be unsuccessful, it became necessary for Government in the interests of the people to take power to control those works which the people had failed to manage, and a new Part (Part X) was added to the existing Irrigation Act for this purpose. The enactment provides also for a thorough enquiry into all existing rights and obligations and the inclusion of the result of the enquiry in an irrigation record-of-rights.

Act III of 1914 was passed with the object of supplying an omission in the Bombay Tramways Act, 1874, and affording to the grantees under that Act statutory protection, on the analogy of several legislative enactments in the United Kingdom, against actions at law to restrain them from carrying out necessary overhauling and repairs on the alleged ground of their creating a nuisance.

Act No. IV of 1914 was passed with a view to reducing the number of *ex officio* members serving on the Board from three to two, as it was felt that the existing number of

ex officio members frequently prevented eminently qualified persons from being appointed to the trust. The name of the Port Surgeon was removed from the list of *ex officio* trustees and provision was made enabling Government to appoint him if they think it desirable to do so. The Act also provides for a better system of depositing moneys at the credit of the Board.

Act No. V of 1914 conferred on Subordinate Judges power to try and dispose of suits to which an officer of Government, either as a Court of Wards or as a delegate or manager or guardian appointed by the Court of Wards, is a party. Previously these suits could be tried by the District Court only. The Act thus removed a hardship to parties other than the Court of Wards, who were obliged to go to the headquarters of the district over long distances for matters which could be disposed of with perfect propriety by Subordinate Judges.

The main object of Act No. VI of 1914 was to increase the number of trustees on the Board of the Port Trust; because it was considered that the presence on the Board of a military officer, intimately acquainted with the defences of the port and competent to explain the military requirements and other arrangements necessary in time of war, would add greatly to the efficiency of the war regulations for the entry of vessels into the port and the harmony with which they are worked. With the institution of a sinking fund under the provisions of Bombay Act III of 1913, section 31 of the Act of 1879 was found to be superfluous and was therefore repealed.

Act No. VII of 1914 effected two amendments in the Chapter of the Bombay Land Revenue Code, dealing with superior and inferior holders. The first amendment allowed an annual tenancy to be terminated without notice where there was repudiation of the landlord's title. The object of the other amendment was to secure for tenants and other inferior holders a share in the concessions granted by Government under the rules for the suspension and remission of land revenue. The chief difficulty experienced in carrying out the policy of liberal suspensions and remissions was that, though Government might grant a remission or suspension to the superior holder, the latter could recover the whole of the rent or land revenue at once from the inferior holders. The new section 84A remedied this defect.

Act No. VIII of 1914 was passed with the object of effecting a number of changes in the Bombay District Municipal Act, 1901, which were found in the course of the working of the Act to be necessary. The chief of these was to provide for the appointment, in municipalities having a population of not less than one hundred thousand, of a Chief Executive Officer to be called a Municipal Commissioner who is to exercise powers similar to those exercised by the Municipal Commissioner of Bombay. The appointment was considered desirable owing to the growing volume and complexity of municipal administration in the largest towns of the Presidency, to which the ordinary system of administration by committees, as also the special provisions of Chapter XIII of the Act of 1901 relating to the appointment of a Chief Officer, had proved to be unsuitable. The Act also made certain changes in minor details; e. g., provision is now made that candidates who wish to serve as Councillors should not merely be tax-payers thereof, but should be resident in or close to municipalities where they wish to serve.

The principal object in passing Act No. I of 1915 was the regulation of the development of certain areas with a view to securing proper sanitary conditions, amenity and convenience to the persons living in such areas and in neighbouring areas. It extends in the first instance to the Island of Salsette but can be extended in whole or in part to other places. The general objects of the Act are—

- (I) to encourage the development of Salsette as a residential suburban area —
 - (a) by arranging for the construction of roads, bridges and other works, and
 - (b) by the creation of building sites of suitable size and shape;
- (II) to ensure generally that areas converted into building land shall be developed in such a way as to secure proper sanitary conditions, amenity and convenience;
- (III) to assist municipal funds by enforcing contributions towards the cost of constructing roads and other works from the holders of land who benefit thereby;
- (IV) to obviate the heavy expense of carrying out public works after development has taken place, by anticipating the future needs of the community;
- (V) to subject development to æsthetic considerations; public control of architectural details of buildings and of the scheme of streets and creation of harmony between buildings located on adjacent sites will now prevent the ugliness incidental to modern urban development.

The Act follows the Housing, Town Planning, etc., Act, 1909 (9 Edw. 7, c. 44).

Nine Bills were introduced into the Legislative Council during the year beginning 1st April 1914.

These were:—

- (1) Bill No. III of 1914 (A Bill further to amend the Aden Port Trust Act, 1888).
- (2) Bill No. IV of 1914 (A Bill further to amend the Bombay Civil Courts Act, 1869).
- (3) Bill No. V of 1914 (A Bill further to amend the Bombay Port Trust Act, 1879).

- (4) Bill No. VI of 1914 (A Bill to authorize the levy of dues on vessels for the provision of lights on the coast of the Province of Sind).
- (5) Bill No. VII of 1914 (A Bill further to amend the Bombay Medical Act, 1912).
- (6) Bill No. VIII of 1914 (A Bill to provide for a survey of the Town and Island of Bombay).
- (7) Bill No. IX of 1914 (A Bill further to amend the Bombay City Land Revenue Act, 1876).
- (8) Bill No. X of 1914 (A Bill to decentralize and otherwise to facilitate the administration of certain enactments in force in the Presidency of Bombay).
- (9) Bill No. I of 1915 (A Bill to amend the Protection of Pilgrims Act, 1887).

The first three Bills have now become Bombay Acts Nos. IV, V and VI of 1914 respectively, referred to above.

The fourth Bill, which was introduced into the Legislative Council by publication in the *Bombay Government Gazette* on the 17th of August 1914, was read for the third time and passed on the 15th March 1915.

The fifth Bill was introduced into the Legislative Council by publication in the *Bombay Government Gazette* on the 20th August 1914 but was subsequently withdrawn departmentally and amalgamated with another Bill on the same subject.

The sixth and seventh Bills were introduced into the Legislative Council by publication in the *Bombay Government Gazette* on the 2nd November 1914, were read for the first time and referred to the Select Committee on the 9th December 1914. The Select Committee, however, incorporated the provisions of the seventh Bill into the sixth, and the Bill thus amended by the Select Committee was then put down for the second and third readings in the Legislative Council.

The eighth Bill, which was introduced into the Legislative Council by publication in the *Bombay Government Gazette* on the 12th November 1914, was read for the third time and passed on 16th March 1915.

The ninth Bill, which was introduced into the Legislative Council by publication in the *Bombay Government Gazette* on the 13th February 1915, was read for the first time on the 16th March 1915 and referred to the Select Committee on the same day.

2.—Police.

For details see the Annual Reports on the Bombay District Police and the Bombay City Police for the year 1914 and the tables under Police printed in Part VI of the Statistics of British India.

I.—MOPUSSILS, SIND AND RAILWAYS.

- | | |
|----------------------------------|--|
| Strength and cost of the police. | 1. The sanctioned strength of the police force stood at 25,913 officers and men for the whole Presidency. In 1913 the total stood at 24,235 officers and men. The total cost of the police rose from Rs. 68,38,016 in 1913 to Rs. 71,27,544. Of this increase, the Presidency proper is responsible for Rs. 1,58,451 and Sind for Rs. 1,31,077. |
| Education. | 2. Out of a total force of 1,068 officers and 23,972 men the numbers of educated officers and men were 1,042 and 12,732 respectively as against 961 and 12,148 in 1913. The percentage of educated officers and men to the total force stood at 55 as in the preceding year. The percentage was 62.1 for the Presidency and 32.2 for Sind. |
| Musketry. | 3. In the Presidency proper 5,890 men—mounted and foot—were put through the musketry course. The number of marksmen decreased from 3,413 to 3,114 in the Presidency proper and from 284 to 281 in Sind. The first competition for revolver shooting was started this year, when 348 inspectors, sub-inspectors and sergeants out of a total of 390 took part. Of these, 45 were adjudged to be marksmen. Prizes to the value of Rs. 1,200 were awarded to the winners of the different competitions. |
| Punishments. | 4. There has again been a decrease in the number of officers and men punished departmentally and by the Courts, the total number being 2,845 as against 2,967 in 1913. The percentage of punishments to the actual strength of the force is 11.3 as against 12.5 in 1913. Of the total number (2,845) of punishments, 2,638 were for departmental and 207 for judicial offences as compared with 2,738 and 229 respectively in 1913. |
| Rewards. | 5. Rewards by promotion, good conduct tickets and money grants during 1914 numbered 9,259 as against 9,635 in 1913. By promotion there were only 54 rewards as against 68 in 1913. The total amount expended on the police in monetary rewards in the Presidency proper was Rs. 34,026 as against Rs. 24,000 in 1913. In Sind, the total amount came to Rs. 8,680. The percentage of officers and men rewarded fell from 40.6 to 37. |
| Reported crime. | 6. The total number of cognizable and non-cognizable offences reported during the year was 113,740 as against 115,136 in 1913—a decrease of 5,692 cases under the Indian Penal Code and an increase of 4,296 cases under class VI, resulting in a net decrease of 1,396 cases. |
| Cognizable cases. | 7. The total number of reported cognizable cases of all classes was 32,876 as against 36,950 for the previous year. The decrease, amounting to 4,074 cases, consisted of 3,689 cases under the Indian Penal Code and 385 under class VI. |

8. Cases for disposal inclusive of cases pending from previous years amounted to 37,606 as against 43,074 for the previous year. The police refused investigation under section 157 (1) (b), Criminal Procedure Code, in 2,600 cases (as against 3,040 cases in 1913) leaving 35,006 cases for investigation (as against 40,034 in 1913). The percentage of investigations dealt with under section 157 (1) (b), Criminal Procedure Code, was 6.91 as against 7.05 in 1913. Investigation of complaints.

9. The number of cases excluded as false was 9,131 as compared with 11,193 for 1913, showing a decrease of 2,062 cases. The decrease, which is general throughout the Presidency, is both actual and relative to the number of cases for disposal, the percentage having fallen from 25.9 to 24.2. Excluded cases.

10. Out of a total of 9,131 excluded cases, 1,575 were declared to be maliciously false as against 1,670 in 1913. The Central Division had again the highest percentage of maliciously false cases, viz., 5.8. Out of 417 prosecutions for maliciously false complaints undertaken, 157 ended in conviction, while there were 122 cases pending at the end of the year. False cases.

11. There was a reduction in the total number of pending cases from 4,416 in 1913 to 4,254 in 1914. The percentage of cases pending to cases for disposal increased, however, from 10.2 to 11.3. Pending cases.

12. Eliminating "excluded cases" and cases pending at the end of the year the number of real cognizable cases disposed of amounted to 24,100 as compared with 27,303 for 1913. The decrease of 3,203 cases occurred throughout all divisions and the railways. This decrease is to be found in all classes but noticeably under class III (833) (serious offences against persons and property, etc.), class V (1,968) (minor offences against property) and class VI (380) (other offences). True murders decreased from 345 to 324. Sind shows a decrease of 10 cases, while murders in the Central Division rose from 68 to 82. Dacoities and robberies both decreased. True cases of house-breaking and theft fell from 7,329 to 6,689, a decrease of 640 cases. True thefts decreased from 12,332 to 10,321. True cases of receiving stolen property again show a rise, viz., from 551 to 574. This is a satisfactory sign in view of the decrease in the number of thefts. True cases.

13. The number of undetected cases declined from 11,073 to 9,114. Sind shows the largest decrease in this respect, viz., 746 cases. The percentage of cases remaining undetected was 37.8 as against 40.5 for the previous year. Undetected cases.

14. The total number of persons arrested by the police *suo motu* was 28,217 as against 29,937 in 1913 and 31,299 in 1912. The decrease in the number of arrests is consequent on the general decrease in crime. Persons released without being brought to trial numbered 697 or 2.4 per cent. The percentage of convictions was 62.6 as compared with 61.6 in 1913. The percentage for Sind was 56.06. At the close of the year there were 3,763 persons awaiting trial as against 4,002 in 1913. Persons in police cases.

15. The value of property stolen during the year in connexion with cognizable crime was Rs. 11,47,336 as compared with Rs. 11,88,476 in 1913. The value of property recovered was Rs. 4,43,020 or 38.61 per cent. as against Rs. 4,35,201 or 36.62 in the preceding year. The number of cases in which property was recovered was 8,353 as against 8,857 in the preceding year. The percentage of cases in which property was recovered was 59.01 as against 57.1 in 1913. Property stolen and recovered.

16. The number of inquiries undertaken during the year was 211, of which 167 were criminal and the remainder of a political, quasi-political or confidential nature. Criminal Investigation Department.

17. At the beginning of the year there were, in the Presidency proper, 1,18,995 slips on record and at the end of the year 1,19,219. In 2,347 out of 14,824 references the antecedents of accused persons were successfully traced as against 2,596 out of 16,737 for the previous year. The number of slips in the Sind bureau increased from 42,132 to 45,388. The number of references was 7,670 as against 7,845 in 1913 and the number traced was 1,841 as against 1,759. Finger Print Bureau.

18. In addition to their duties directly pertaining to the prevention and detection of crime, the police carried out as usual a large body of miscellaneous work in connection with the serving of summonses and warrants, the recovery of fines, the licensing and control of public conveyances, enquiries into accidents, fires, suicides and suspicious or unnatural deaths, and the guarding and escort of prisoners and treasure. Miscellaneous.

II.—RURAL POLICE.

In the Presidency proper the village police rendered assistance to the district police in 458 cases. They received Rs. 3,876 in money rewards, while in 40 cases good service tickets were granted. Out of the 286 cases in which village policemen were reported for negligence, they were reprimanded in 224 and punished in 48. There are no village police in Sind.

III.—ADDITIONAL POLICE.

Temporary police consisting of 419 officers and men were entertained for plague duty additional police establishments and for other miscellaneous duties.

IV.—BOMBAY CITY POLICE.

- Establishments.** 1. The number of officers actually on the strength is 154, and of men 2,609, the sanctioned strength being 164 and 2,685 respectively. These figures do not include the 10 sanitary police, nor the superior police officers, namely, one Commissioner, three Deputy Commissioners and 8 Superintendents. The total cost of the force fell from Rs. 12,73,834 to Rs. 12,69,721.
- Conduct and health.** 2. During the year 273 officers and men were punished departmentally and 4 judicially, while 12 were dismissed. The number rewarded was 1,500, and 218 promotions were also made. Admissions into the police hospital totalled 3,119 as compared with 3,133 in 1913, but the daily average on the sick list rose from 54.45 to 55.66 among the Indian and from 0.46 to 0.57 among the European police.
- Casualties and recruiting.** 3. During the year there were 153 resignations, 28 discharges, 12 dismissals, 58 deaths and 60 retirements on pension or gratuity, giving a total of 311 casualties. The number of recruits enlisted was 395.
- Education.** 4. Excluding Europeans and including head constables, the number of officers able to read and write fell from 221 to 215, of whom 78 are literate in English. Literate constables numbered 799 as against 908 in 1913, of whom 56 are literate in English. Two hundred constables study English by the direct method at the head-quarter English school, and 24 Musalman constables receive similar instruction at a night school.
- Cognizable offences.** 5. During the year 41,109 cognizable cases were reported to the police as against 40,492 in 1913. Thus the amount of actual crime in the city appears to have been very much as usual, notwithstanding the outbreak of war in August. Of the 40,787 police cases classified as true, 36,006 resulted in conviction.
- Non-cognizable cases.** 6. The total number of non-cognizable cases for disposal by the Magistracy was 12,782, of which 4,075 ended in conviction. Last year's corresponding figures were 11,596 and 4,146.
- Undected cases.** 7. At the close of the year the number of undetected cases was 3,112 as against 3,364 at the close of the preceding year.
- Property stolen and recovered.** 8. The total value of property alleged to have been stolen in police cognizable cases amounted to Rs. 7,13,073 as compared with Rs. 6,85,460 in 1913. The percentage of property recovered was 37.73 as compared with 33.72 in the preceding year.
- Criminal Investigation Department.** 9. This branch of the force dealt with 55 cases and also assisted the divisional police in all important cases. They conducted important inquiries with regard to the cotton fires. They were also called upon to perform numerous extra duties in connection with the war.
- Finger Print Bureau.** 10. Five thousand one hundred and forty-three slips were received for identification, and previous convictions were traced in 1,510 cases.
- Arms, Explosives and Petroleum Acts.** 11. The total number of licenses and permits issued under the Arms Act rose from 4,466 to 9,657. Of these, 5,527 were due to permits for the purchase of arms, ammunition, etc., introduced since the outbreak of war. Under the Explosives Act 319 licenses were issued and under the Petroleum Act 73. There were 12 prosecutions under the Arms Act, of which 11 ended in conviction and 4 under the Explosives Act, all of which ended in conviction.
- Motor Vehicles Act.** 12. During the year 558 motor-vehicles were registered, and 3,793 driving licenses, 186 permits to ply for hire and 391 drivers' certificates of competency were issued. Prosecutions numbered 220 and convictions 162 as against the previous year's figures of 298 and 238. The total number of motor-vehicles was estimated at 2,123, and there were 210 tram-cars.
- Theatre and performance licenses.** 13. Licenses for 12 theatres and 9 cinema theatres were renewed during the year. The new theatre rules came into force in August 1914, and certain theatre owners have been asked to effect improvements accordingly. Three hundred and one performance licenses were issued. Fifty-one new plays were reviewed and none were found objectionable.
- Pilgrims.** 14. During the year 11,700 pilgrims left Bombay for the Hedjaz. The number in 1913 was 15,319.
- Fires.** 15. The number of fires rose from 175 to 332 and the loss of property rose from Rs. 23,45,143 to Rs. 76,98,494. The increase is chiefly due to the big cotton fire at Colába on March 23rd.
- Street accidents.** 16. Sixty persons were killed and 1,252 injured in street accidents. Tram-cars were responsible for 6 cases of death and 268 of injury, and motor-vehicles for 23 and 288.
- Miscellaneous.** 17. The police in many cases rendered assistance outside the scope of their ordinary duties in cases of destitution and to persons otherwise in difficulties. A good deal of extra work was done in connection with the war, in keeping down prices, policing dockyards, assisting the military authorities and allaying panic.

V.—ADEN POLICE.

Information concerning the Aden police will be found in Chapter I of this report.

VI.—VAGRANTS.

- Government male workhouse.** 1. The total number of inmates admitted during the year was 218. The number of inmates at the beginning of the year was 23 and at the end 15. Fifty-six found employment

29 were deported, 36 were discharged having means, 16 were sent to the Strangers' Home, 19 to the Salvation Army Home, 10 to friends and relatives, 2 to the lunatic asylum, 3 to the Sailors' Home, 2 died, 1 was handed over to the House of Correction and 5 to the police. Eighteen deserted and are still at large, 24 deserted, were re-admitted and convicted, and there were 5 miscellaneous convictions. Expenditure fell from Rs. 9,409 to Rs. 9,357.

2. Only one person was admitted during the year, but she was admitted on 3 successive occasions. The expenditure amounted to Rs. 35. Government female workhouse.

3.—Wild Animals and Venomous Snakes.

For details see tables under Wild Animals and Snakes printed in Part V of the Statistics of British India.

1. The reported mortality from snake-bites rose from 1,406 to 1,608. The death-roll in Ratnágiri was again the heaviest (225). Thána came next with 164 deaths. The Brunton lancet was used in 82 cases. The patients recovered in 22 cases, but it is doubtful how far the snakes in these cases were really identified as venomous. The number of persons killed by snake-bite grows larger every year. Other wild animals caused the death of 18 persons. The number of cattle killed by snake-bite was 698 (Thar and Párkar reporting 399 cases) and by other animals 8,728. No fewer than 5,948 deaths of cattle are attributed to wolves in the three Sind districts of Thar and Párkar, Nawábsháh and Hyderabad. Casualties.

2. The amount paid in rewards for the destruction of wild animals and venomous snakes rose from Rs. 5,157 to Rs. 6,227. In all 3,997 wild animals and 27,751 snakes are reported to have been killed. The grant of rewards for the killing of snakes in the Ratnágiri district was sanctioned during the year under report, but apparently the measure did not come into effective operation during the year as there was a decrease in the number of snakes reported to have been killed. Government have approved certain measures adopted by the Commissioner in Sind in connection with the reported heavy losses of cattle owing to wolves in the three districts above mentioned. Rewards.

3. During the year 1,939 arms licenses for the destruction of wild animals were issued and the total number of such licenses in force was 14,742. Licenses.

4.—Chemical Analysis.

For details see the Annual Reports of the Chemical Analysers to Government, Bombay and Sind, and the tables under the Medico-legal investigations printed in Part VI of the Statistics of British India.

(1) BOMBAY.

1. The number of analyses performed at Bombay was 6,574 as against 7,213 for the previous year. The Customs and Excise Departments submitted 3,511 articles for analysis. General.

2. Medico-legal cases investigated numbered 709 of which 343 were cases of suspected human poisoning and 112 cases of suspected cattle poisoning. In 130 of the former and 47 of the latter poison was detected. Blood-stains were detected in 94 out of 140 cases. During the year 266 blood-stains were forwarded to the Imperial Serologist, Calcutta, who reported that 184 were of human, 7 were of ruminant and one of canine origin. The total number of examinations made in medico-legal cases was 2,057. Medico-legal analysis.

(2) SIND.

The total number of analyses carried out was 612. This figure, compared with the figures 195 and 91 for 1913 and 1912 respectively, shows that the work in this laboratory is rapidly increasing.

5.—Criminal Justice.

For details see the Report on the Administration of Criminal Justice in the Presidency of Bombay for the year 1914 and tables under Criminal Justice printed in Part VI of the Statistics of British India.

1. The total number of cases disposed of during the calendar year 1914 fell by 1,506 to 159,283. Of the total number of decided cases, 95·8 per cent. were original cases and 4·2 per cent. were cases in appeal and revision. The percentages for the previous year were 96 and 4. The total number of offences reported during the year was 161,502 as compared with 163,994 in the preceding year. The number of cases returned as true was 153,053 or 94·8 per cent. of the total number of offences reported. Of the total number of cases returned as true about 35·2 per cent. were under the Indian Penal Code, and the rest under special and local laws. Cases under the Indian Penal Code related chiefly to offences of hurt, criminal force and assault, theft, mischief, criminal trespass and criminal intimidation, insult and annoyance. There was a welcome decrease in the number of cases of offences against the public tranquillity, of hurt, criminal force and assault and criminal trespass and of offences under the Criminal Procedure Code and the Cattle Trespass, A'bkári and Criminal Tribes Acts, but the most important decline was in cases of theft. On the other hand offences under the District and Bombay Municipal Acts, Public Conveyance Act and District Police Act rose in number markedly. Out of 729 cases affecting human life, 316 were murders as compared with 316 out of 823 in the previous year. The proportion of true offences to population was 1 to 17 in Bombay, 1 to 65 in Ahmedabad and 1 to 66 in Karáchi, while the Number of offences.

lowest criminal statistics were returned by the Bijápúr district with one true offence for every 579 persons. The number of offences increased by 587 and 427 respectively in the Surat and Ahmedabad districts but fell by 1,312, 1,195, 1,066, 709 and 497 respectively in the Kaira, Sukkur, Thána, Násik and Karáchi districts.

Cases and persons brought to trial.

2. The number of cases brought to trial was 151,492 and the number of persons involved 234,082 as against 154,520 and 240,603, respectively, in the preceding year. Of the persons tried, 43·1 per cent. were acquitted or discharged, 53·2 convicted and 3·2 remained under trial. The corresponding percentages in 1913 were 44·1, 51·4 and 4·1. About 47·4 per cent. of the persons acquitted or discharged were acquitted after composition. The number of European British subjects put on trial fell from 686 to 667. Of these, 205 were charged with offences under the Indian Penal Code and 462 under other laws. Convictions numbered 476. In the case of 474 persons the trying Magistrate was not a European British subject.

Miscellaneous cases.

3. Miscellaneous cases numbered 4,324, involving 8,178 persons, of whom 26·7 per cent. were discharged and 68·6 per cent. were convicted. There was a material increase in the number of persons involved in proceedings under Chapter XII of the Criminal Procedure Code for possession, under Chapter XX for frivolous and vexatious accusations, and under Chapter XLII for forfeiture of bail or recognizance and a marked decrease in the number of persons involved in proceedings under Chapter VIII requiring security for good behaviour, under Chapter XXIII for non-attendance of jurors or assessors, and under Chapter XLVI against convicted offenders released under section 562.

Cases decided.

4. The number of original regular cases decided fell from 152,262 to 150,014, of which Magistrates disposed of 146,356, village officers and Sanitary Boards and Committees of 2,416 and Courts of Session and Superior Courts of 1,242. Of the total number of persons convicted, 61·3 per cent. were tried summarily. The number of youthful offenders dealt with under section 31 of Act VIII of 1897 fell from 209 to 161 but that of persons released on probation under section 562 of the Criminal Procedure Code rose from 939 to 1,099.

Punishments.

5. Sixty-two persons were sentenced to death against 65 in 1913. Transportation fell from 251 to 204. The number of sentences of imprisonment and whipping fell respectively from 22,851 and 943 to 21,944 and 919, while fines increased from 94,761 to 96,315. In 86,427 cases the fine imposed did not exceed Rs. 10, and in 8,565 cases it was between Rs. 10 and Rs. 50. The total amount of fines imposed rose from Rs. 6,62,249 to Rs. 6,97,533, and that of fines realised fell from Rs. 5,63,192 to Rs. 5,59,579. In 6,453 cases the term of imprisonment did not exceed 15 days, and in 10,741 cases it was between 15 days and six months. Out of 919 cases of whipping, 705 were in lieu of other punishments, 7 in addition to other punishments and 207 were inflicted on juveniles for offences for which juveniles only can be whipped. In the majority of cases whipping was inflicted for offences of theft, and the number of stripes ordered was generally 5 to 10 only.

Appeal and revision.

6. The total number of appeal cases disposed of during the year was 5,247 and involved 7,513 persons. The appeals of 3,082 persons were rejected. The sentence or order of the lower court was confirmed in the case of 2,000 persons, enhanced in the case of 3, reduced or altered in the case of 728 and reversed in the case of 1,317. In the case of 2 persons the proceedings were quashed and further inquiry or new trial was ordered for 51 persons. The appeals of 319 persons remained pending at the close of the year. Of the total number of appeals decided 42·6 per cent. were disposed of by Magistrates, 41 per cent. by Courts of Session and 16·4 per cent. by Superior Courts. The total number of cases for revision disposed of during the year was 1,405, involving 2,733 persons. The application was rejected in the case of 1,627 persons, the sentence or order confirmed in the case of 256, enhanced in the case of 32, reduced or otherwise altered in the case of 144 and reversed in the case of 160, while the proceedings against 34 persons were quashed and further enquiry or new trial ordered for 152. The cases of 217 persons remained pending at the close of the year.

Trial by jury and with assessors.

7. The number of persons tried by jury fell slightly from 523 to 489 but that of persons tried with the aid of assessors rose from 1,499 to 1,542. In the Courts of Session the verdict of the jury was approved as regards 402 out of 416 accused persons, and disapproved as regards 14. In cases tried with assessors, the judge agreed with all the assessors in 70·2 per cent. of the cases, with some in 10·1 per cent., and differed from all in 19·7 per cent.

6.—Prisons—Civil and Criminal.

For details see the Administration Report of the Bombay Jail Department for 1914 and tables under Jails printed in Part VI of the Statistics of British India.

Population.

1. The number of central, district, special and extra-mural prisons underwent no change during the year. The second class subsidiary jails at Surat and Godhra were abolished as the result of the completion of an extension to the Ahmedabad Central Prison. The total jail population of all sorts was 101,616 as compared with 103,861 for the year 1913, a decrease of 2,245. The daily average population was 11,361, a decrease of 76. Taking prisons and second class subsidiary jails only, the daily average increased from 9,534 to 9,731. This is due to the cumulative effect of long term sentences in 1913. The number of

juveniles imprisoned was 25 as against 23 in the previous year. Of these 3 were sent to reformatory schools by the District Magistrates.

2. The number of transportations fell from 150 to 96. Twenty-four prisoners escaped as compared with 10 in the previous year. Overcrowding in the jails continues to necessitate large drafts into the convict gangs. Disposal of prisoners.

3. During the year 953 prisoners were sentenced to simple imprisonment, 16,240 to rigorous imprisonment, and 9 to rigorous imprisonment with whipping, as compared with 1,216, 17,323 and 12 in the previous year. Solitary confinement was awarded in 215 cases as compared with 261 in 1913. The number of cases in which sentences not exceeding one month were awarded fell from 5,414 to 4,290, of which 1913, i. e., nearly half, were in Bombay City. Out of 2,831 previously convicted prisoners 2,071 were classed as habituals. This excludes 1,168 prisoners sentenced under Chapter VIII of the Criminal Procedure Code. The number of such sentences in Sind was 765, the lowest on record. Nature and length of sentences.

4. The number of offences punished by the prison authorities diminished slightly from 20,944 to 20,720 in spite of an increase in the average population from 9,534 to 9,731. The number of offences dealt with by the criminal courts decreased from 42 to 29. Punishments.

5. During the year 3,326 prisoners were released under the remission system as compared with 3,203 in the previous year. The percentage of those actually released to the total number who might have been released if of average good conduct was 97.3 as against 98.1 in the previous year. The average number of convicts employed as prison officers was 1,017 males and 12 females. Remission system.

6. The number of undertrial prisoners shows a decrease of 521. The daily average strength fell from 1,857 to 1,582. The number of escapes among these rose from 13 to 31, while the number of deaths fell from 33 to 23. Undertrial prisoners.

7. At the beginning of the year there were 35 male prisoners and one female prisoner in the civil jails and 903 males and 2 females were subsequently admitted. At the close of the year 65 males only remained in custody. The total cost and the cost per head were respectively Rs. 5,539 and Rs. 115 as against Rs. 5,018 and Rs. 109 in 1913. Civil prisoners.

8. The gross expenditure rose from Rs. 10,67,076 to Rs. 10,90,231 and the cost per head from Rs. 93-10-10 to Rs. 96-5-11. The net cash earnings fell from Rs. 1,37,915 to Rs. 1,17,825. Finance.

9. The death rate rose from 15.6 to 18.2 *per mille*. If the deaths from gunshot wounds of the prisoners who attempted to escape from the Belgaum Jail are excluded the death rate is only 16.4 *per mille*. Of the 168 prisoners who died in central and district prisons and extra-mural gangs 43 were in bad health when admitted and of these 21 were suffering from the disease which ultimately proved fatal. There were 4 cases of plague in the Common Prison. All contracted the disease before admission. The disease which gave most trouble to the authorities was mumps. Admissions into hospital increased by 1,972 and the daily sick rate by 38. Out of the 20,427 prisoners discharged during the year 55.7 per cent. of the prisoners gained weight while 23.5 lost weight. Vital statistics.

10. Difficulty was experienced in procuring suitable warders for the Borstal Jail at Dhárwár. It is hoped that the interest of the public and charitable associations in the juveniles released from this prison will be aroused. The recently instituted Prisoners' Aid Society was prevented from exercising its activities as financial support was not forthcoming. Miscellaneous.

7.—Civil Justice.

For details see the Report on the Administration of Civil Justice in the Presidency of Bombay for the year 1914 and tables under Civil Justice printed in Part VI of the Statistics of British India.

1. The total number of civil cases decided during the year rose from 316,033 to 335,938. The increase in the number of disposals occurs in all kinds of civil cases. Of the total number of decided cases, 49 per cent. were regular suits, 48.9 per cent. miscellaneous cases and 2.1 per cent. appeals as against 47.5, 50.3 and 2.2 per cent., respectively, during 1913. The total number of suits instituted in all the courts was 161,944 as against 153,452 in the preceding year, or a rise of 8,492. There was an increase of 13,309 in the number of suits for money following an increase of 12,011 in the previous year. There was also an increase in all other kinds of suits except suits for immovable property, suits to establish a right of pre-emption, mortgage suits and suits relating to religious and other endowments. The percentage of suits for money or movable property rose from 78.7 to 82.8 and that of suits relating to immovable property (including mortgage and pre-emption suits) fell from 16.7 to 12.4; the percentage of all other kinds of suits from 4.8 as compared with 4.6 in 1913. The aggregate value of suits rose from Rs. 4,54,49,833 to Rs. 6,75,05,848. Number and value of suits.

2. There were 220,169 suits for disposal before the courts, out of which 164,628 were decided, leaving a balance of 55,541 pending at the close of the year. The corresponding figures for the previous year were 206,031, 150,213 and 55,818. Of the total number of decided suits, 39.9 per cent. were decided after contest and 1.1 per cent. on reference to arbitration; judgment was given for the plaintiff in whole or in part in 84.8 per cent. of these cases and for the defendant in 15.2 per cent. The average duration of contested suits fell from 210 to 191 days in the year under report, but that of uncontested suits rose from 95 to 101. In the district courts, the average duration was 278 days for contested, and 119 for uncon-

tested suits, as against 209 and 152, respectively, in the preceding year. In the mofussil subordinate courts the average duration was 215 days for contested, and 128 days for uncontested suits, as against 238 and 118, respectively, in the previous year. In the superior courts the average duration was 368 days for contested, and 332 days for uncontested suits, as against 352 and 408, respectively, in the preceding year. The delay in the disposal was mainly due to the non-service of notices and the effect of Rule 5 of Order IX, which allows a party a year within which to apply for a fresh notice. Bombay, with one suit to every 30 persons, was by far the most litigious district, Karáchi coming next with one suit to every 75 persons. Thar and Párkar is at the bottom of the list with one suit to every 2,785 persons, and only one out of every 9 decided cases was contested. In Hyderabad two suits out of every fifteen were contested, and in Bombay, Karáchi and Lárkána two out of every eleven, in Sukkur including Upper Sind Frontier one to every five, while in Broach, Násik, Khándesh, Ahmednagar, Thána (including Kolába), Kánara, Ratnágiri and Bijápur two out of every three suits were fought out.

Appeals. 3. The number of appeals presented fell from 7,230 to 6,892, but the number decided rose from 6,421 to 6,676. The arrears increased from 7,011 to 7,227. Of the total number of appeals decided, 1,519 were dismissed; in 3,371 appeals the decree was confirmed, in 596 modified, in 840 reversed and in 350 the suit was remanded. The average duration of appeals was 318 days as against 343 in the preceding year.

Applications for execution of decrees.

4. Applications rose from 140,072 to 148,540, disposals from 138,880 to 145,032 and arrears from 44,114 to 47,622. Full satisfaction was obtained in 32,688 cases of disposal or 23 per cent., and partial satisfaction in 34,712 or 24 per cent., while 77,026 cases or 53 per cent. proved wholly infructuous. The corresponding percentages in 1913 were 22, 23 and 55. The total amount realised in execution rose from Rs. 72,18,734 to Rs. 81,11,770. The number of cases in which the judgment-debtor was imprisoned rose from 714 to 860, while the number of persons arrested but released without imprisonment was 2,747. Immovable property was sold in 2,905 instances as against 3,240 in the preceding year. The number of applications for declaration of insolvency rose from 767 to 909, out of which 451 were decided. One hundred and twenty applications were withdrawn, 272 granted and 59 rejected.

EXECUTION OF CIVIL COURT DECREES BY THE REVENUE DEPARTMENT.

The number of decrees referred to the Collectors during the year was 11,525, which, with an opening balance of 7,441, gave a total of 18,966 for disposal. The corresponding figures in 1913 were 8,939, 6,971 and 15,910. The department disposed of 10,287, leaving a balance of 8,679 or 45.76 per cent. to be carried forward to 1915 as against 46.76 in the previous year. Sales of land increased from 1,492 to 1,713, and 5,633 decrees (excluding 7 decrees in whose case decretal amount was paid on the day of auction) of a value of Rs. 11,19,745, were settled by mutual agreement as against 4,546 valued at Rs. 9,82,388 in 1913. The amount paid in the cases by judgment debtors was Rs. 10,53,856, and the amount remitted by creditors was Rs. 63,603, the corresponding figures of the preceding year being Rs. 8,76,843 and Rs. 1,05,546.

8.—Registration.

For details see the Annual Report of the Registration Department and of the Registrar of Companies, tables under Registration printed in Part VI of the Statistics of British India, and Statistics of British India, Part II, Commercial.

1.—REGISTRATION UNDER ACT XVI OF 1908.

Registration offices.

1. The number of registration offices open at the end of the year 1914 was 289.

Number of deeds registered.

2. The total number of deeds registered in 1914 was 282,287 as compared with 280,712 registered in 1913, showing an increase of 0.56 per cent. The increase occurred under "compulsory registrations relating to immovable property" and "wills." There was a decrease in the number of documents relating to movable property of 211 deeds or 3.6 per cent. The number of documents appertaining to co-operative societies decreased from 3,521 to 2,833. The changes were due to ordinary fluctuations.

Financial.

3. The financial results were satisfactory, receipts having risen from Rs. 7,74,935 to Rs. 7,94,091. Expenditure has decreased from Rs. 3,69,260 to Rs. 3,68,427.

Prosecutions.

4. There were in all five prosecutions for offences under the Registration Act in Kaira, Thána, Sátára, Belgaum and Upper Sind Frontier. In three of these the accused were convicted. In the Belgaum case the accused were discharged and the case in Upper Sind Frontier is pending. One sub-registrar was prosecuted on a charge of abetment of forgery. He was acquitted by the Sessions and High Court and reinstated.

2.—JOINT STOCK COMPANIES.

General.

1. The period covered by the report comprises the first year during which the new Indian Companies Act VII of 1913 has been in force. During the year the number of companies registered was 15 only as compared with 66 in the previous year. A certain proportion of this decrease may be attributed to the fact that there was a rush in the previous year to register under the less stringent provisions of the old Act. The banking crisis of 1913-1914,

followed by the financial stringency due to the war, has also discouraged the formation of new concerns. During the year 43 companies went into liquidation as compared with 46 in the previous year. At the end of March 1915 there were 589 companies limited by shares with a nominal capital of Rs. 52,27,59,400 and a paid up capital of Rs. 31,51,77,669. Last year's corresponding figures were 613, Rs. 52,56,56,900 and Rs. 29,53,08,206. There were also 19 companies limited by guarantee as against 22 for the previous year.

2. Seventy documents were registered under the Societies Registration Act (XXI of 1860) realizing Rs. 750, and 1,923 documents registered under other Acts realized Rs. 20,002. These figures represent a net increase of 497 documents and a decrease of Rs. 10,305 in fees. The increase in the number of documents is due to the fact that various classes of documents are required to be registered under the new Act which were not so required under the old Act. The number of documents usually registered decreased considerably. This, as well as the decrease in receipts, is due to the smaller number of new companies registered.

3. Of the 10 Provident Insurance Societies on the register at the close of the year 1913-14, two went into liquidation. There was no addition to or removal from the list of Life Assurance Companies during the year.

4. No prosecutions of any description are reported.

Registrations of documents and expenditure.
New acts.
Prosecutions.

9.—Local Board Administration.

For details see the Annual Report on Local Boards in the Bombay Presidency for 1914-15 and tables under Local Boards printed in Part VIII of the Statistics of British India.

1. The number of district local boards remained the same while the number of taluka local boards decreased by one owing to the conversion of the Jámkhed taluka of the Ahmednagar district into a mahál. The total number of members of taluka and district local boards was 3,676, of whom 652 were *ex officio*, 1,387 were nominated and 1,637 were elected. The elective franchise was extended during the year to all the boards of the Panch Maháls district. The triennial elections were held in the Kaira and Poona districts. A fair amount of interest was taken in the elections in the former district but little in the latter. The new triennial term of the taluka local board of Digri in the Thar and Párkar district commenced during the year and the term of office of the District Local Board, Lárkána, having expired it was reconstituted. The average number of meetings held by the district and taluka local boards respectively were 2.6 and 4.1 in the Northern Division, 2 and 5 in the Central Division, 2 and 6 in the Southern Division and 2 and 8 in Sind. The average percentages of members present at each meeting were 72.6, 61.77, 60.3 and 56 respectively in the four divisions as against 63.3, 56.48, 58.9 and 55.03 in the preceding year.

2. The aggregate income of the boards, excluding the opening balances, rose from Rs. 83,39,701 to Rs. 84,74,757. There was an increase of nearly 1½ lakhs in the Central Division, mainly owing to the large collections of arrears of land revenue and local fund cess. The incidence of the local board cess was lowest (9 pies) in Ratnágiri and highest (annas 7-8) in Broach.

3. The total expenditure increased from Rs. 77,44,984 to Rs. 84,42,463. Educational charges rose from Rs. 32,14,584 to Rs. 36,03,498 on account of Government's increased contributions. Expenditure on medical relief decreased from Rs. 5,15,814 to Rs. 5,11,747. The amount spent on water-supply and water works was Rs. 3,60,049 and other civil works Rs. 34,09,376. The aggregate closing balance was Rs. 30,58,404 as compared with an opening balance of Rs. 29,64,237. The Southern Division showed a closing balance of Rs. 7,38,708 as against an opening balance of Rs. 8,79,880. Broach, Panch Maháls and Thána have to a certain extent reduced their balances during the year. No district had its closing balance below the prescribed minimum.

4. As usual, expenditure on communications formed the largest item under civil works. The chief building work consisted of the construction and repair of educational, medical and veterinary buildings.

10.—Municipal Administration.

For details see the Administration Report of the Municipal Commissioner for the City of Bombay for the year 1914-15, the Report on Municipal Taxation and Expenditure for the Bombay Presidency including Sind for the year 1914-15 and tables under Municipalities printed in Part VIII of the Statistics of British India.

I.—BOMBAY MUNICIPALITY.

1. Fifty-six meetings of the Corporation, 54 meetings of the Standing Committee and 29 of its sub-committees, and 96 meetings of other committees of the Corporation were held during the year.

2. The year opened with a working cash balance of Rs. 53,81,525. The income realized during the year was Rs. 1,24,13,367 and the expenditure Rs. 1,24,53,191, the net result being a deficit of Rs. 39,824. The year closed with a working cash balance of Rs. 53,40,144 of which Rs. 10,65,310 represent renewals for 1914-15 and previous years, Rs. 1,00,000 the minimum cash balance required by law and Rs. 9,95,000 the amount reserved in the Budget estimate for 1915-16 to meet the contribution payable to the City Improve-

ment Trust on 1st May 1915. The surplus cash balance at the close of the year amounted to Rs. 31,79,835 after allowing for a write-off of Rs. 34,455 consequent on the sale to the City Improvement Trust of the Halalkhors' Chawl. The general tax was further reduced from 10 per cent. to 9 $\frac{1}{2}$ per cent. and a reduction of $\frac{3}{8}$ per cent. was also allowed on the water rate. Notwithstanding, the income from the general tax increased by Rs. 1,56,144 due to enhanced values assigned to Government buildings and to an expansion in the number and value of properties in the city. The net income realized decreased however by Rs. 4,63,134, owing chiefly to the adverse effect of the war on "town duties", which realized only Rs. 9,32,310 as against Rs. 17,30,677 in the preceding year. The incidence of taxation fell from Rs. 11-10-5 to Rs. 10-14-8.

Loan and plague expenditure.

3. The expenditure on loan works amounted to Rs. 73,42,282 as against Rs. 43,87,475 in 1913-14, owing principally to heavier outlay on the Tánsa reduplication works. Expenditure on plague measures rose from Rs. 1,24,682 to Rs. 1,27,633.

Debt and sinking fund

4. During the year the second instalment of Rs. 41 lakhs of the Rs. 70 lakhs loan for the reduplication of the Tánsa main was raised from the public. Rs. 1,37,206 were paid towards the redemption of debt leaving total liabilities of Rs. 6,88,44,971 as against Rs. 6,48,83,677 in the previous year. The sinking fund invested up to March 31st 1915 against the debt amounted to Rs. 1,50,80,816, leaving a net liability of Rs. 5,37,64,155. The war caused only a slight decrease in the value of securities held.

Assets and liabilities.

5. The assets of the Municipality at the close of the year were approximately Rs. 10 $\frac{1}{2}$ crores and the liabilities Rs. 7 $\frac{1}{2}$ crores. The actual excess of assets over liabilities amounted to Rs. 3,29,89,097, an increase of 14 lakhs over the previous year.

Assessment and collection of revenue.

6. The total amount collected under all heads, exclusive of miscellaneous receipts and toll fees, was Rs. 88,97,617 as against Rs. 87,43,767 for the previous year. The final gross assessment rose from Rs. 5,79,47,463 to Rs. 5,98,41,390, the number of properties assessed having risen from 61,293 to 61,990. The total outstanding dues at the end of the year amounted to Rs. 56,529.

Regulation of streets and buildings.

7. The number of applications for permission to build or re-build aggregated 3,558 as against 3,525 in the previous year. In all 2,604 notices were issued to house-owners. In 711 cases prosecutions were initiated in the Magistrates' Courts. In 368 out of these cases the parties complied with municipal requirements before the service of process, in 118 cases they were warned and discharged, in 150 cases they were convicted and fined and 75 cases were pending at the end of the year. Action was taken for the removal of 419 unsafe or ruinous buildings and 163 inflammable and insanitary huts. Nineteen buildings or parts of buildings fell down during the year, resulting in the death of 3 persons and injury to 10.

Communications.

8. Eight important roads were widened by the addition of set backs. In all land measuring 4,653 square yards estimated to cost Rs. 1,55,317 was added to the streets. Three roads were taken over from the Bombay Improvement Trust and declared public, and 5 private streets were declared public under the provisions of the Municipal Act. The new 60 feet road leading west from Mátunga Station was opened to traffic and named Lady Hardinge Road. Considerable progress was made in the forming of foot-paths and pavements. The area of roads metalled, including patching, was 5,070,156 square feet at a cost of Rs. 2,66,505. Great difficulty is experienced in the improvement of the condition of the roads owing to the scarcity of labour and the constant breaking up of the roads for various purposes. The tarring of roads was continued and the area so treated was 237,170 square yards at a cost of Rs. 88,352. The certified expenditure on over-bridges amounted to Rs. 25,804. The Elphinstone Road over-bridge was opened to traffic during the year. The nearly completed work of the Currey Road over-bridge which was suspended at the outbreak of war has been resumed. The French over-bridge which was closed to traffic in 1910 for renewal was re-opened during the year.

Drainage.

9. The erection of new pumping machinery and boilers at Love Grove was completed during the year, as also that of constructing the new low level sea out-fall up to low water mark. The total cost of the latter construction was Rs. 2,29,551. The work of constructing the submerged portion of the out-fall was proceeded with departmentally. The duplication of the main sewer from Love Grove to Khetwádi Back Road, required to deal with the additional calls on the drains consequent on the duplication of the Tánsa water supply was proceeding satisfactorily at the close of the year.

Water-supply.

10. The Tánsa, Vihár and Tulsí lakes supplied the city with 6,270, 4,410 and 1,230 million gallons respectively. The number of bursts rose from 49 to 64 of which 11 were on the large mains. The number of new connections made was 651, and the total number at the end of the year was 24,906. The work of raising the Tánsa dam was continued. The duplication of syphons was completed and the laying out of additional distributing mains very nearly so.

Public lighting.

11. The number of gas lamps was 6,119, an increase of 327 over the previous year, and the number of kerosene oil lamps was 1,357, a decrease of 193. Expenditure on lighting amounted to Rs. 4,16,278, an increase of Rs. 11,367.

Municipal workshops.

12. Municipal workshops were fully employed. The work of the department is constantly increasing owing to the increased use of valuable machinery and mechanical transport by the Municipality. The workshops made an estimated profit of Rs. 5,203, the bills preferred to the various departments amounting to Rs. 2,53,978.

13. There were 345 calls to fires of which 29 were false alarms. The number of fires (280) was the largest on record and was 154.4 above the average of the previous ten years. The estimated damage was Rs. 30,19,569 as against Rs. 64,75,696 for the previous year. The loss of life by fires was nine, and there was one casualty in the brigade. The number of fire alarms erected up to date amounts to 51. Fire brigade.

14. The general health of the city was good. The number of deaths exclusive of still-births was 31,853 as against 31,806 for the previous year which was exceptionally healthy. The number of deaths from tuberculosis, 1,889, remained low. The plague deaths increased slightly but are no longer predominant. All other epidemic diseases were kept well in hand. The number of births was 19,679, an increase of 35 over the previous year. Anti-malarial operations were continued, the number of wells filled in and covered over being 87 and 742 respectively. The work of vaccination was satisfactorily performed during the year both as regards infants and hajis. Public health.

15. The total amount collected on account of license fees declined from Rs. 1,14,282 to Rs. 1,09,706, the decrease being due to the reduction amounting to Rs. 8,867 in the license fees for several articles sanctioned by the Corporation. The number of licenses issued rose from 9,334 to 11,967, with the result that the net decrease in revenue amounted to Rs. 4,576 only. Section 412 A of the Municipal Act was brought into force for the first time and the number of milk licenses issued numbered 2,513. The revised by-laws in respect of milch cattle stables were also brought into force. The total number of prosecutions was 4,899 as against 3,727 for the previous year, the increase being due to the regulation of new trades and the enforcement of new by-laws. Fines amounting to Rs. 16,793 were inflicted in 1,026 cases. Licenses.

16. The total revenue from markets and slaughter-houses was Rs. 6,01,015, an increase of Rs. 15,521 over the previous year. The number of bullocks, cows and calves slaughtered was 57,054 as against 60,429 in the previous year. The number of sheep and goats killed fell from 657,948 to 616,137. The decrease is chiefly due to the large exodus of people from the city soon after the outbreak of war. Fines inflicted by the Magistracy amounted to Rs. 1,320. The quantity of contraband meat seized was 3,148 lbs., a slight increase only over last year's figures. The total quantity of food destroyed as unfit for human consumption was 231,820½ lbs. Markets and slaughter-houses.

17. The number of municipal schools rose from 174 to 179 but the number of pupils fell from 18,846 to 18,046. This decrease again is due to the exodus of people from the city owing to the war. Six new schools were opened and one Urdu school was amalgamated with another. Of the six new schools one was for Gujaráti speaking sweepers, and one for Maráthas, two for Gujaráti girls and two for Mahomedan girls. There are now 11 free schools for depressed classes. Expenditure rose from Rs. 4,37,815 to Rs. 4,77,963 and the cost per head from Rs. 20.4 to Rs. 23.2. The number of aided schools increased from 134 to 136 but the number of pupils therein decreased from 14,772 to 14,358. The grant was increased from Rs. 53,005 to Rs. 58,642. An increased number of teachers were sent to training colleges during the year and two night schools for teachers were opened in Bombay. Education.

2.—DISTRICT MUNICIPALITIES.

1. The total number of municipalities was 156, one less than in the previous year. The number of city municipalities was 23, as in the previous year. Ninety-two municipalities have the privilege of selecting the persons to be nominated by Government as their presidents. The Yamkanmardi Municipality in the Belgaum district and the Mandal Municipality in the Ahmedabad district were abolished. The Vámbori Municipality in the Ahmednagar district was superseded for a period of five years and the Rájápur Municipality in the Ratnágiri district remained under suspension. The period of supersession of the Ahmedabad Municipality terminated with the year under report. A new municipality was created for Sháhdádpur in the Hyderabad district. The municipal boards of Mahudha and Mehmadaabad in the Northern Division were reconstituted. The extended franchise was granted to the Sátára Municipality. The number of councillors on the Mirpurkhás Municipality was raised by one and that in the Bassein Municipality by six. General.

2. The aggregate income of the municipalities, excluding items under the head "Extraordinary and Debt," fell from Rs. 99,56,040 to Rs. 91,20,400. The decrease was due to the receipt of smaller grants from Government and to diminished receipts from octroi and tolls owing to the stagnation in trade brought about by the war. All divisions shared in the decrease. Receipts under the head "Extraordinary and Debt" rose from Rs. 25,77,278 to Rs. 33,66,973. The aggregate income from taxation fell from Rs. 59,64,814 to Rs. 58,68,890. Increases in the Northern and Central Divisions were more than counterbalanced by decreases in Sind and the Southern Division. The incidence of taxation was highest (Rs. 8.14.9) in A'landi in the Central Division and lowest in Ashta (Re. 0-3-3) in the same division. The highest incidence of income (Rs. 18-13-6) was in Sholápur and lowest (Re. 0-9-1) in Sháhdádpur (Sind). Income.

3. The aggregate expenditure increased from Rs. 1,19,32,776 to Rs. 1,26,15,060. Increases of Rs. 4.7 lakhs occurred in the Northern Division and Sind while the Central and Southern Divisions showed decreases of Rs. 2.1 lakhs and Rs. 0.48 lakh respectively. The aggregate closing balances of the municipalities decreased from Rs. 54,50,031 to Rs. 54,18,196. Expenditure.

Important works.

4. Ahmedabad carried out improvements to its water-supply, opened a slaughter-house, purchased a steam-roller and paved some of its streets; Broach deepened a tank; Surat constructed a workshop, stables for bullocks and incinerators; a hospital building was constructed in Bándra and the vegetable market extended in Kurla; operations for the improvement of the water-supply in Sholápur and Bársi were in progress; the drainage scheme in Poona City was approaching completion; the Belgaum, Hubli and Ahmedabad Municipalities carried out town improvements, and Dhárwár constructed a compound for its cotton market; in Karáchi a gunpowder magazine and an Irish bridge were constructed, the roof of the Empress market was renewed, footpaths were constructed, markets and slaughter-houses were improved, roads were widened and diverted, plots from the Port Trust were reclaimed, and the construction of the new municipal office was continued; a tank was filled up and reclaimed in Hyderabad; municipal buildings were repaired and roads improved in Sukkur; Shikárpur improved its roads. Further particulars of water-supply and of sanitary schemes will be found in section 6 of Chapter VI of this report.

Debt.

5. The repayment of loans during the year amounted to Rs. 2,66,115, leaving a total loan liability of Rs. 71,00,596. The Surat Municipality purchased Bombay Municipal debentures for Rs. 35,000; Ahmedabad paid Rs. 84,386 towards its sinking fund and Rs. 70,000 towards an improvement fund. Kaira and Broach invested Rs. 1,978 and Rs. 38,600 respectively in Government promissory notes; Karáchi invested a sum of Rs. 52,180 in Government promissory notes and paid debentures of the value of Rs. 26,000 in repayment of loans. Government granted a loan of Rs. 20,000 to the Sánda Municipality in the East Khándesh district for sanitary improvements and the Poona City and Lonávla Municipalities drew the last instalments of their loans (viz., Rs. 2,75,000 and Rs. 93,000 respectively) for their drainage and water-supply projects.

3.—BOMBAY IMPROVEMENT TRUST.

For details see the Administration Report of the City of Bombay Improvement Trust for the year ending 31st March 1915.

Acquisition of land.

1. Throughout the year there was only one Special Collector engaged in acquiring land. Including the opening balance of 389 cases 475 land acquisition cases came before the Special Collector and of these 269 remained undisposed of at the end of the year. The awards made amounted to Rs. 28,34,008 for land aggregating 102,122 square yards, an average of Rs. 27.75 per square yard. Over four-fifths of the cases, including almost all the important ones, involving about 93 per cent. of the total amount awarded, were settled. Beside these the amount of the award was settled in eleven more cases but the awards were not declared owing to claims for easement and want of clear title. Twenty-one cases pending from the previous year were settled by the Tribunal of Appeal. There were one contested and 15 settled references and 5 references were allowed to be withdrawn. The cost of the Special Collector and his establishment declined from Rs. 50,382 to Rs. 36,776 owing to the withdrawal of one of last year's two Special Collectors. The cost of the Tribunal increased from Rs. 11,554 to Rs. 17,995. In addition, solicitors' fees amounted to Rs. 16,648 and costs amounting to Rs. 4,403 were paid to the other parties.

Progress of schemes.

2. The programme of works had to be greatly curtailed owing to the outbreak of war, with the result that expenditure on capital account works was reduced to Rs. 4,55,457 instead of Rs. 11,80,586 as originally intended. The expenditure last year was Rs. 3½ lakhs. In addition, a sum of Rs. 1,32,733 was spent on general account works. Good progress was made with the Sandhurst Road, Dádar-Mátunga, Sion-Mátunga, Nowroji Hill and East Agripáda schemes.

Construction of chawls.

3. The work of construction of reinforced concrete chawls at Chinchbunder was continued. Arrangements were made for carrying out the work of construction of chawls for housing the mill hands of the Spring Mill.

Trust programme.

4. Two schemes for widening the central and northern portions of the Parel Road were added to the programme during the year. The width of the road will be approximately doubled for a length of about two miles.

Trust estates.

5. During the year 1,814 square yards on the Flats were acquired by Government for the B. B. and C. I. Railway. The area of developed land permanently leased rose from 631,000 to 690,000 square yards and the rental from Rs. 10.5 lakhs to Rs. 11.2 lakhs. The area of unleased developed land was 279,000 square yards besides 451,000 square yards under roads, open spaces, etc. The area of undeveloped land decreased from 5,426,000 to 5,417,000 square yards.

Dishousing and chousing.

6. Completion certificates were issued for 41 new buildings, and including the buildings for which permission to occupy was granted, the new accommodation made available comprised 191 shops, 17 godowns, 1 soap factory, 4 show rooms, 1 workshop, 1 music school, 1 electric sub-station, 404 tenements for families and 5 servants' quarters. Accommodation was provided in this and other ways for 3,729 persons during the year, while the number dishoused was 4,294. There was however more than sufficient accommodation vacant for the excess of population dishoused in the Trust's previously acquired houses.

Administration of chawls.

7. The average population of the chawls and semi-permanent camps throughout the year was 17,354. The death rate was 25.07 as against the general City rate of 32.52. The total rental of the 4,365 rooms in the Trust chawls is Rs. 2,31,414 per annum. The revenue

actually recovered amounted to Rs. 2,23,156 or 99·4 per cent. of the total. The deficit is due to vacancies. In addition Rs. 27,943 were recovered as rent for semi-permanent sheds. The percentage of out-goings to gross revenue in permanent chawls was 33·55. The net annual income works out at 4·46 on the cost of the chawls. After paying interest and sinking fund charges at 4·61 per cent. on the cost of the land and the value of the chawls built thereon, the Trust suffered a net loss of Rs. 5,279.

8. During the year the Trust disposed of 28 plots on long lease and one was sold to Gov- Leases.
ernment. The number of plots disposed of was much below normal. This was due to the failure of several local banks, followed by the outbreak of war. The area leased or sold fell from 288,667 square yards to 75,747 square yards, the capital value from Rs. 32·31 lakhs, to Rs. 12 lakhs, and the rental from Rs. 1·3 lakhs to Rs. 0·47 lakh. The rent realized from acquired buildings, and other temporary rents realized Rs. 10,26,350 as compared with Rs. 9,05,369 for the previous year.

9. A further loan of Rs. 50 lakhs was floated during the year at an average rate of Finance.
Rs. 97·0-8, thus bringing the Trust's total borrowings up to Rs. 543 lakhs (face value) involving interest and Sinking Fund charges of Rs. 24·56 lakhs per annum on net receipts of Rs. 535 lakhs. The capital account receipts for the year amounted to Rs. 28,99,115 and the expenditure to Rs. 38,67,385, the opening and closing balances being Rs. 32,08,848 and Rs. 22,40,628 respectively. The general account receipts amounted to Rs. 34,74,414 and the expenditure to Rs. 27,26,352, the closing balance being Rs. 7,48,062. The capital receipts other than receipts from loans were Rs. 10·33 lakhs as compared with Rs. 9·55 lakhs for the previous year. Under the main heads of capital expenditure the cost of management and establishment fell from Rs. 4·51 lakhs to Rs. 3·68 lakhs, of acquisition from Rs. 57·93 lakhs to Rs. 29·56 lakhs while cost of works rose from Rs. 4·52 lakhs to Rs. 5·43 lakhs. Analysis of the general account shows that interest and sinking fund charges rose from Rs. 22·2 lakhs to Rs. 22·4 lakhs while net revenue fell from Rs. 20·3 lakhs to Rs. 20·1 lakhs. The deficit of Rs. 2·3 lakhs was covered by the municipal contribution of Rs. 9·8 lakhs of which the remaining Rs. 7·5 lakhs were utilized towards capital expenditure thereby reducing the borrowings.

II.—Military (Volunteering).

1. Camps of exercise were held by the Bombay Light Horse, the Bombay Volunteer Camps of exercise.
Artillery, the G. I. P. Railway Volunteers, the Poona Volunteer Rifles, the Madras and Southern Marátha Railway Volunteer Rifles, the 2nd Battalion, B. B. & C. I. Railway Volunteers, the Sind Volunteer Rifles and the 2nd Battalion, North Western Railway Volunteer Rifles. The Karáchi Volunteer Artillery held no camp of exercise but were trained by field days.

2. The total amount sanctioned as grants for camps and field days amounted to Grants.
Rs. 12,657 as against Rs. 9,965 in the previous year.

3. The various units have furnished a considerable number of men for active service. The war.
Some as individuals have taken up various appointments and others have joined the Indian Army Reserve of Officers. Detachments of machine gun sections from the Bombay Volunteer Rifles and Gun Detachments from the Bombay Volunteer Artillery and motor cyclists and despatch riders from all units have gone to the front. The Bombay Volunteer Artillery, the Karáchi Volunteer Artillery and the Sind Volunteer Rifles have been called out for actual military duty for varying periods. The electrical companies of the two former units have been working all the Port Defence lights since the outbreak of war. In Bombay units of the Volunteer Rifles have furnished guards, picquets and escorts thereby releasing regulars to a large extent for active service. The G. I. P. and M. & S. M. Railway Volunteers have been employed in the transportation of troops, guarding bridges, manufacturing munitions and other miscellaneous duties.

12.—Marine.

For details see the Annual Reports on Port Trusts and Shipping Offices for 1914-15 and tables under Port Trusts in Part VIII of the Statistics of British India.

1.—BOMBAY SHIPPING OFFICE.

1. The total number of seamen shipped was 51,605 and of seamen discharged 47,499 as Seamen shipped and
against 42,401 and 39,292 respectively in the previous year. Of the seamen shipped 2,927 discharged.
were British (995 under European and 1,932 under Indian Articles), 11,703 were Goanese and 36,159 were Indian.

2. Amongst Europeans the number of deserters was 14, while the number of those left Seamen left behind
in hospital was 90 and of those left in jail 34. Deaths numbered 9. Twenty-one distressed and relieved.
European seamen were given subsistence and 30 were sent home as against 37 and 52 in the previous year. Fifty native seamen were left in hospital and 23 in jail, while 147 died. Six hundred and thirty-eight distressed native seamen were conveyed to and from the port as compared with 144 in the previous year. The increase is due to the capture of prize ships and the sinking of a certain number of British ships.

3. The gross receipts rose from Rs. 92,891 to Rs. 1,11,972, but the expenditure Receipts and
decreased from Rs. 41,668 to Rs. 39,580. The net profit of the Government Shipping expenditure.
Office was thus Rs. 72,391.

Marine Courts of
Enquiry.

4. One Court of Enquiry was held. It decided that the collision of the S.S. "Naneric" with the Victoria Dock wall was not due to any defect in the vessel itself or to any fault on the part of the ship's officers. It was of the opinion that the steamer approached the dock wall with too much speed owing to an error of judgment on the part of the pilot. It was further of opinion that this was not a case in which a certificate or license should be dealt with.

2.—ADEN SHIPPING OFFICE.

During the year 4,522 seamen were engaged and discharged. Ninety-one distressed seamen were repatriated. Ninety-nine shipping protests were noted and two certified copies were supplied. The shipping fees received and credited to Government amounted to Rs. 5,260 as against Rs. 4,994 in 1913-14.

3.—BOMBAY PORT TRUST.

Revenue and
expenditure.

1. The actual receipts (excluding special receipts) amounted to the record figure of Rs. 1,02,73,192, an excess of Rs. 3,93,387 over the previous year's total of Rs. 98,79,805, hitherto the highest on record. The expenditure under all heads chargeable to revenue amounted to Rs. 1,18,95,385, leaving a deficit of Rs. 16,22,143, which was met by withdrawal from the reserve fund. The reserve fund was further depleted to the extent of Rs. 2,69,774 on account of special expenditure on the temporary cotton depôt at Mazagaon and on relaying sidings inside Prince's and Victoria Docks. The fund amounted to Rs. 86,66,952 at the close of the year.

Shipping.

2. The number of vessels, including transports, which entered the docks or were berthed at the dock harbour walls was 1,880 of an aggregate tonnage of 4,417,035 as compared with 1,579 vessels of a tonnage of 3,35,597 in the previous year.

Capital expenditure
and loans.

3. A 4 per cent. debenture loan for Rs. 127 lakhs was raised for the Mazagaon-Sewri reclamation and Port Trust Railway works, the Alexandra and Hughes Docks constructions, the bulk oil scheme, and for the Prince's and Victoria Docks and ordinary new capital works. A small portion of the loan was paid up after 31st March 1915 and including this portion the total of the Board's capital debt will amount to Rs. 14,23,65,747.

Works.

4. Up to the end of the year nine transit sheds in the Alexandra Dock were ready for use and a tenth is under construction. The warehouses were almost completed and the construction of a third is in hand. The docks are being lighted throughout with electricity. Railway sidings inside the docks were extended and connected with the main lines and the facilities thereby afforded proved of great utility in the railing in of troops and munitions in connection with the despatch of the Indian Expeditionary Forces. The pumping station and erection of the dry dock pumps were completed and the Hughes Dry Dock was ready for occupation by the end of May 1914. A start was made on the Mole Station, the foundations of which were completed during the year. The work of the Mazagaon-Sewri reclamation scheme was proceeded with. The masonry walling was completed by the end of the year with the exception of a short length of 345 feet, which has since been finished. Considerable progress was made in the surfacing. Several grain sheds have been completed and are now being used. The construction of the Port Trust railway was carried on vigorously. The main lines were completed last year and connected with certain sidings, which were extended to permit of the railway being opened for traffic from 1st January 1915.

4.—KARA'CHI PORT TRUST.

Revenue and
expenditure.

1. Receipts and expenditure (excluding expenditure from the Port Fund Account and from loans) amounted to Rs. 42,83,758 and Rs. 46,91,623 respectively, as against Rs. 48,46,100 and Rs. 39,20,852 in the previous year. The deficit of Rs. 4,07,865 was met from the opening balance of Rs. 16,93,664. The reserve fund was increased to Rs. 40,00,000 by the addition of Rs. 5,00,000.

Shipping.

2. The number of steamers entering the port of all kinds was 852 with a tonnage of 1,823,937 as against 930 with a tonnage of 1,941,407 last year. Of the above 785 vessels were of British nationality.

Loans.

3. Tenders for a loan of Rs. 34.9 lakhs (Rs. 4.9 lakhs under the improvement scheme and Rs. 30 lakhs under the West Wharfage scheme) were opened on 30th April 1914 and accepted at an average rate of Rs. 97-13-10.899 per cent.

Works.

4. The construction of an additional length of 32 feet of steel wharf north of No. 17 berth was completed during the year, and the main wharf 14-ton crane from No. 7 berth was dismantled and re-erected on this wharf. A second set of hydraulic engines for the hydraulic pumping engine at the north end of the Keamari yard was erected and the working of the hydraulic cranes was improved by the replacement of some of the return pipes by larger ones. The extension of the Napier Mole boat wharf was continued and lodges, shelters and offices were erected at the entrance to the wharf. A passenger shed was begun and completed during the year. The foundations of a new overbridge north of the sugar shed were commenced in April. The construction of the Port Trust village at Keamari was near completion at the end of the year. Two new coal depôts were completed. The widening of the Napier Mole bridge was completed during the year and the increased width of roadway was handed over to the municipality. A sum of Rs. 4,43,041 was spent on works in the

Mansfield Import Yard and Rs. 1,39,358 on works in the Thöle Produce Yard. The construction of the Scandal Point overbridge was in progress. The new Port Trust offices were nearly completed. Rs. 3,92,503 were expended on the West Wharfage scheme during the year. A suction dredger was launched and commenced reclamation work towards the close of the year.

5.—ADEN PORT TRUST.

1. During the year receipts fell by Rs. 78,664 to Rs. 5,47,764 and the expenditure Financial. from Rs. 6,15,793 to Rs. 5,66,139. The closing balance, of which one-third is held in cash and fixed deposits and two-thirds in Government paper, was Rs. 4,15,995 as against an opening balance of Rs. 4,34,370.

2. The number of vessels including country craft and exclusive of Government vessels Shipping. that entered the port during the year was 2,481 with an aggregate tonnage of 3,095,896 as against 2,989 with a tonnage of 3,968,139 in the preceding year. Of the 1,204 steamships, 860 were British, 107 French, 89 Italian, 57 German and 49 Austrian.

CHAPTER IV.

PRODUCTION AND DISTRIBUTION.

I.—Agriculture.

For details see the Season and Crop Report of the Bombay Presidency for 1914-15, the Report of the Agricultural Department for the year ending 30th June 1915 and tables appended to the Agricultural Statistics of British India.

I.—AREA OF AVAILABLE STATISTICS.

The total number of villages in the Presidency which have returned statistics rose by 4 villages containing an area of 4,796 acres. Two alienated villages in Sátára and one each in Surat and East Khándesh were surveyed and added to the class which returns statistics. Two *indm* villages in Ahmednagar and two in the Panch Maháls, and three alienated villages in Nawábsháh were forfeited to Government. *Kacha* lands thrown up by the river during the year measured 22,149 acres in the Upper Sind Frontier district and 2,157 acres in Sukkur.

2.—CROPPED AREAS.

Area under cultivation.

1. In the Presidency proper the favourable season brought about a general extension in the total cropped area. It was the highest on record since 1894-95 though still short of that returned in 1892-93 by about 6.3 lákhs acres or 2½ per cent. The gross and net cropped areas showed a rise of about 3.4 per cent. Sholápur, where cultivation had been considerably restricted during the previous year, resumed its normal level. The area cropped more than once also expanded by 3.86 per cent. In Sind there was a net increase over the previous year of 5.94, 4.1 and 30.55 per cent. respectively in the gross and net cropped areas and in the area cropped more than once. As a consequence of the extension of the cultivated area, the area under current fallows fell by 10.48 per cent. in the Presidency proper and 2.75 per cent. in Sind. The assessed occupied area rose by 46,000 acres in Gujarát (of which 41,000 acres are in Kaira where lands were leased on special tenure), 26,000 acres in the Deccan and 5,000 acres in the Karnátak. The unassessed occupied area fell by 7,600 acres owing mainly to afforestation of lands in Pooa. In Sind 81,000 acres in Karáchi and 74,000 acres in Thar and Párkar of assessed land, and in Lárkána, Sukkur, Nawábsháh and Upper Sind Frontier some 69,000 acres of unassessed land were taken up for cultivation.

Crops.

2. In the Presidency proper the area under food crops, which used to range between 80 to 83 per cent. of the total cropped area previous to 1902-03, has fallen to 77 per cent. with a corresponding rise under non-food crops, principally cotton. Compared with the previous year it shows an increase of 2.62 per cent. The areas under jowári and sugarcane fell off further but the other food crops were grown to a larger extent and more than made up the deficit. Among non-food crops the area under cotton rose by 7.7 per cent. but oil-seeds receded by 4.4 per cent., reducing the net increase to 5.97 per cent. over the previous year and 20.4 per cent. over the normal. In Sind the areas under jowári and bájri were below the previous year, but those under wheat, gram and other pulses were largely extended, resulting in an increase in the total food crop area of 5.75 and 25 per cent. over the previous year and the average respectively. The area under cotton was almost the same as last year but that under oil-seeds increased by 52,000 acres, thus raising the total cropped area by about 6 and 28 per cent. over the previous year and the average respectively. Detailed examination of the more important crop statistics shows that the total acreage under jowári and bájri together in the Presidency is as a whole approximately normal. The area under jowári declined by 155,000 acres, chiefly in the Karnátak (301,000 acres) due to excessive rain in the early part of the season and to the land being reserved for late cotton. The area under bájri increased by nearly 192,000 acres, only Sind showing a small decrease (21,000 acres). A curious feature regarding the areas both under jowári and bájri is that while the former shows a decrease of over a million acres below the average, the latter shows an increase above the average by a like area. The cultivation of *wheat* advanced by 138,000 acres in the Presidency proper and by 210,000 acres in Sind, or by 10 and 46 per cent. respectively over the previous year. The area in the Presidency proper is still 11.5 per cent. short of the average of the five years ending 1895-96. The prospects of high prices likely to be obtained for the crop, coupled with the fall in the price of cotton, induced extended sowing of wheat everywhere except in Belgaum and Bijápur, which showed a small falling off as compared with the previous year. Favourable late rains in the Presidency proper and good inundation in Sind also helped to increase the area. *Rice* (area 2,786,000 acres) showed a small increase of 15,600 acres in the Presidency proper and 2,700 acres in Sind. Its cultivation was extended mainly in Ahmedabad, West Khándesh, Sukkur and Upper Sind Frontier and more than made up the shortage in Surat, Belgaum, Karáchi, Hyderabad, Lárkána and Thar and Párkar districts. *Ráji* (520,000 acres) was sown to a smaller extent in the Karnatak but to a greater extent in Gujarát and the Deccan. The area under *kodra* (190,000 acres) declined in Kaira and Surat, but showed a small expansion in Khándesh and Broach. The cultivation of *barley* and *maize* (56,000 and 157,000 acres respectively) was extended in Gujarát but

the area under the latter fell off in the Deccan. *Pulses* advanced by 133,000 acres in the Presidency proper and by 71,000 acres in Sind. In the Presidency proper the area under *oil-seeds* on the whole showed a decline of 41,000 acres or 4·4 per cent. below the previous year and of 234,000 acres or 20·8 per cent. below the average. In Sind it was about 11·6 and 23·5 per cent. respectively over the previous year's areas and the average. Under the stimulus of high prices the cultivation of *cotton* is extending year by year and now occupies 15 to 18 per cent. of the total cropped area against 10 to 12 per cent. previous to 1902-03. During the year its area showed a further advance of 3 lákhs of acres in the Presidency proper and totalled 4,199,000 acres. This is slightly lower than the area returned in 1910-11 but exceeds the average of the twelve years ending 1902-03 by more than 62 per cent. Ahmednagar and Sholápur are taking more and more to cotton and for seasonal reasons cotton was more extensively grown in Bijápur and Belgaum.

3. The irrigated area of the Presidency proper rose by 5 per cent. to 903,000 acres. It extended mainly in Dhárwar, Ahmedabad, Kánara, Khándesh, Násik and Kaira. In Sind the irrigated area rose by 7 per cent. to 3,685,000 acres, as a result of the favourable inundation of the year. The increase was general but was mainly shared by Lárkána, Upper Sind Frontier and Sukkur. The ratio of the irrigated area to net cropped area was 3·5 per cent. in the Presidency proper and nearly 82 per cent. in Sind. Irrigation from Government canals in the Presidency proper decreased by 4,700 acres, while irrigation from private canals rose by 3,000 acres. Irrigation from wells expanded by 3,500 acres or ·6 per cent. The area under tank irrigation rose by 29,000 acres or about 28 per cent., owing to plentiful supply of water due to heavy late rains, Dhárwar and Kánara claiming nearly 84 per cent. of the total increase. Other sources show an increase of 15,000 acres or 20 per cent., owing to extended irrigation from *páts* and *bandhárás* in Sátára, Ahmednagar and Násik. In all districts of Sind except Karáchi, irrigation was extended owing to ample supply of water in canals due to the favourable inundation of the year. Irrigation from private canals and other sources was also resorted to to a larger extent throughout the province. As regards the crops grown under irrigation, in the Presidency proper wheat showed an increase of 37,000 acres and rice of 34,000 acres. Other cereals and pulses were helped to a larger extent in north Gujarát and Sholápur, but the area under them was curtailed in Sátára, Poona, Ahmednagar and the Karnátak. Fodder crops were grown to a larger extent in Ahmedabad, but their area declined in almost every other district, resulting in a net decrease of 4,100 acres. In Sind the principal increase was under wheat (+158,000 acres) and non-food crops, cotton and oil-seeds (+125,000 acres). The area under rice and other cereals and pulses rose by 2,700 and 37,000 acres respectively.

4. The return showing the sources of water supply having been made decennial, no fresh information is available for the year under report.

3.—AGRICULTURAL EXPERIMENTS.

1. The number of officers on the staff of the Director of Agriculture and the number of agricultural stations and plots remained the same as in the previous year. The expenditure of the department amounted to Rs. 8½ lákhs as against 7½ lákhs in the previous year. The major portion of the increase represented the cost of a steam plough purchased for Gujarát. The work of the department received valuable assistance in the shape of contributions from the Sir David Sassoon Trust Fund and the King Edward VII Memorial Fund, Kánara, from private gentlemen and from District Local Boards. The departmental receipts credited to Government amounted to over Rs. 1 lákhs.

2. In Sind, American cotton continues to do well and is quite satisfactory both as regards yield and quality. Cultivation is however so scattered and the country so undeveloped that it is not easy to make rapid progress. In Upper Sind the difficulty is that the people have not hitherto been accustomed to grow cotton at all. In lower Sind a fair start has been made, but it received a check owing to the defective buying arrangements. In Surat progress was made by inducing the cultivators of a group of seven villages to combine to grow cotton from the seed of the department's improved strains, to gin their own cotton and market it jointly. The arrangements were carried out by a committee and the cotton was sold at a substantial profit and gave great satisfaction to the purchasers. The introduction of N. R. cotton into Khándesh continues to progress, though it received a temporary check owing to the heavy fall in the price of Khándesh cotton in 1914. In the Southern Marátha Country Broach cotton has done badly during the past two seasons which have been very wet. The greatest obstacle to the spread of Broach cotton is that it must be sown early when the people are busy sowing *jowári*. In some tracts Broach cotton seems to be established but as regards the greater area it appears to be more advantageous to concentrate attention on putting out a strain of Kumpta with a good ginning percentage.

3. Excellent results were obtained in the growing of sugarcane. On the Mánjri farm 40 tons per acre and upwards of stripped cane of excellent quality were obtained on very ordinary soil while at the same time large economies of water and manure and in the cost of cultivation and seed were effected, as compared with local practices. Many profitable improvements were made in testing the ripeness of cane and in crushing, boiling and *gul* making. These improvements are spreading amongst the cultivators, among whom the requisite implements for cultivation and saccharometers find a ready sale. Men have been sent all over the Presidency to build improved furnaces and to give instruction in *gul* making. Power crushers are becoming more and more appreciated.

PRODUCTION
AND
DISTRIBUTION

Cattle and fodder.

4. A survey of the cattle in the Presidency has been completed and the report submitted to Government. The general conclusion arrived at was that it is with the stationary cultivator-breeder rather than with the wandering herdsmen and breeders that the future of cattle breeding in this Presidency lies, and that it is to such men that help can be most profitably given. A start has been made during the year under report in introducing the scheme for providing a reserve of good fodder against famine in the tracts where it is likely to be needed. A good many persons are now interested in the making of ensilage and a number of cheap pit silos have been constructed.

Implements, tillage
and cultural experi-
ments.

5. There has been no striking departure during the past year in the matter of improved implements for cultivation but the work of popularising them has continued on an extended scale. A workshop has been organized on the Dhárwár farm for the making and repair of farm implements and is already doing good work. The effect of iron ploughs is now becoming well marked in many tracts in the improved cultivation that is visible. A second steam ploughing plant was purchased for Gujarát, which more than covered its running cost, including interest and depreciation. The Ránebennur plant was worked at a loss and the charge per acre has been raised in consequence. The question of the conservation of soil has received some attention during the year. A series of field embankments have been constructed on some light derelict soil near the Poona farm with a view to converting it into good arable land and to obtain experience in the conservation of soil. Work on the same lines is proceeding in the Southern Division.

Agricultural
engineering.

6. The Agricultural Engineer has made a distinct advance in designing improvements which will obviate foundation and belt troubles for small pumping plants. There are now several large pumping plants erected by owners with the intention of selling water to surrounding cultivators. A serious obstacle to this practice is found in the fact that the land is much divided among a number of small cultivators, many of whom are unable or unwilling to make any new departure even though the prospect of profit is good. Well boring continued successfully in Gujarát, and the extension of the work to the Deccan and Southern Marátha Country has given useful results. The boring of wells in the Deccan trap yields a good proportion of successes, though the supply of water is not usually very large. In the south of the Presidency the work has presented considerable difficulties mainly owing to the presence of quartzite.

Miscellaneous.

7. The study of fruit culture at the Ganeshkhind garden is now showing good results and fruit growers take the advice offered by the garden staff with confidence. Gardens have been organized on some of the farms and members of the staff have been sent to the Ganeshkhind garden for short courses of training in horticulture. The spraying of grapes against mildew has now become a regular operation on the part of the best grape-growers at Násik and the people of Kánara are taking to the spraying of betel nuts as a protection from *koleroga*. The study of grasses also has advanced considerably and the garden staff are now in a position to advise on the renovation of poor pastures. Much progress has been made in inducing cultivators to steep *jwári* seed in copper sulphate solution as a preventive against smut. In the Southern Division alone 25,000 packets of sulphate were sold. Each packet is sufficient to steep the seed for four acres. If the packets sold in the Presidency during the year were all used properly they must have saved some Rs. 3 lakhs to the cultivators.

Propaganda.

8. In the Deccan the active propaganda of former years has been continued vigorously and a considerable move forward has been made in the Southern Marátha Country. In other parts of the Presidency progress was less satisfactory. During the year nine bulletins and fourteen leaflets were issued by the department. Good progress was made in establishing new implement depôts, popularising implements, distributing seed and helping cultivators to adopt methods of cultivation with which they were unfamiliar. Five new agricultural associations came into existence and three became defunct. Some of the associations are doing valuable work in maintaining demonstration plots and organizing demonstration meetings.

4.—AGRICULTURAL EDUCATION.

Poona Agricultural
College.

1. The total number of students stood at 117 at the beginning and 124 at the end of the year. The increase was mainly in the number of short course students. The College is doing well in all respects.

Agricultural schools.

2. The Loni School had a successful year and has been improved in equipment. The boys who have passed through the school are for the most part doing good work on their own lands. The Devi Hosur School made a good start. In Sind the agricultural school had its full complement of students and did useful work. A headmaster has been trained for the Chopda School in Khándesh, which is to open in June next and one is in training for the school which is to be opened at Jámbul in the Thána district as soon as buildings are constructed.

5.—ADVANCES TO CULTIVATORS.

The advances made to cultivators under the Land Improvement Loans Act and the Agriculturists' Loans Act in each of the districts of the Presidency during the past two years are contrasted in the following statement :—

District.	1913-14.		1914-15.	
	For purchase of seed and cattle, Act XII of 1884.	For permanent improvement, Act XIX of 1883.	For purchase of seed and cattle, Act XII of 1884.	For permanent improvement, Act XIX of 1883.
1	2	3	4	5
	Rs.	Rs.	Rs.	Rs.
Ahmedabad	89,675	6,666	1,09,618	4,765
Kaira	5,465	20,690	4,811	4,130
Panch Maháls	22,532	1,760	11,501	125
Broach	12,370	2,060	8,805
Surat	9,114	1,670	13,105	2650
West Khándesh	46,822	25,511	50,348	5,107
East Khándesh	9,700	10,665	74,775	17,845
Násik	17,862	19,739	16,407	4,364
Ahmednagar	1,03,072	49,497	2,657	18,052
Poona	9,461	20,995	1,895	4,225
Sholápur	2,81,136	1,31,200	50,115	7,030
Sátára	5,551	37,150	2,208	12,885
Belgaum	44,824	17,820	41,039	8,300
Bijápur	15,442	38,722	23,490	24,802
Dhárwár	78,886	90,801	77,896	71,194
Thána	47,014	14,230	57,648	10,520
Kolába	14,825	2,000	18,479	4,900
Ratnágiri	5,062	2,650
Kánara	16,940	600	13,005	950
Karáchi	96,845	40,804	43,175	1,01,036
Hyderabad	73,954	22,605	86,521	35,015
Sukkur	19,302	67,967	31,121	54,841
Upper Sind Frontier	32,291	44,098	50,895	40,533
Lárkána	83,238	72,762	85,401	50,732
Thar and Párkar	60,276	50,274	1,17,429	58,607
Nawábsháh	99,012	59,150	1,15,024	65,410
Total	13,00,671	8,50,336	11,10,018	6,08,018

The figures shown above are for the revenue year ending 31st July. The decrease in the total of advances which occurred in the last two years was repeated in the year under report, as the result of a third favourable season and would probably have been even more marked had not the war caused a restriction of credit. The improvement in agricultural conditions is notably reflected in the figures for Ahmednagar and Sholápur, where the amounts advanced for the purchase of seed and cattle decreased by more than one and two lakhs respectively. The growth of co-operative credit societies has also contributed to the diminution in demand. The only districts showing substantial increases were East Khándesh and the districts of Sind. The increase in East Khándesh is attributed to the shortage of credit caused by the war. In Sind the high inundation was the main cause of the increase. On the one hand numerous breaches in the bunds necessitated large advances under the Land Improvement Loans Act, while on the other hand considerable areas were rendered available for cultivation by flooding, and the stock of seed in the hands of the zamindárs required to be supplemented by means of advances under the Agriculturists Loans Act. The apparent increase in Ahmedabad is due to a re-adjustment of expenses incurred in the famine year of 1911-12. A large proportion of the advances was made on the joint bond system. In the Thána district a large sum was advanced to the inhabitants of Badlápur for re-building their houses which had been destroyed by fire. Recoveries of takávi were effected on the whole without difficulty. Most of the works in progress were inspected by revenue officers and in about 100 cases where misappropriation was discovered the amount was recovered summarily, except in 14 cases in which time was given to the borrowers to complete their works.

6.—AGRICULTURAL STOCK.

Information under this head is collected once every five years. The figures of the last quinquennial census are reviewed in the General Administration Report of the Bombay Presidency for the year 1909-10. Detailed information on the subject of cattle disease will be found in Chapter VI of this report under the head "Veterinary," and on the subjects of famine operations under the head "Famine Relief" later in this chapter.

7.—BREEDING OPERATIONS.

1. During the year there was no stud bull maintained at the Northcote Cattle Farm, Stud bulls. Chhárodi. Local bodies owned 32 stud bulls as against 36 in the preceding year.

2. The Northcote Cattle Farm, Chhárodi, continues to be the only cattle-breeding farm in the Presidency. On 31st March 1914 there were 519 head of cattle on the farm, an increase of 15. One hundred and seven calves were born as against 117 in the previous year. Ten bulls, 12 bullocks and 2 cows were sold. In addition 32 female animals were cast and sold by auction. There were 36 deaths, 15 from natural causes and 21 from epidemic disease.

3. At the beginning of the year there were 37 stallions in use, 14 being horses and 23 ponies. Two horses and four ponies were purchased and two were destroyed. Twenty-eight stallions were stationed in the Deccan and 13 in Gujarát. The number of stallions actually employed at stud was 38. The total number of mares covered was 1,589 as against 1,543 in the preceding year. The average cost of feed and keep was Rs. 492.

8.—FAIRS AND SHOWS.

Horse shows.

1. The Ahmedabad horse show was held in February. A grant of Rs. 2,500 and a silver medal were provided by Government. Under the advice of the Collector the horse show at Ahmednagar was not held this year.

Cattle fairs and shows.

2. The annual cattle show at Sholápur was not held owing to the existence of plague. A cattle show was held at Talod in the Ahmedabad district and a sum of Rs. 485 and two silver medals were distributed from Government funds. A cattle show was held at Landhi in the Karáchi district in conjunction with the agricultural show. One hundred and fifty-one animals competed for prizes. A sum of Rs. 179, two silver medals and a *lungi* were awarded from Local Funds and two silver tumblers were presented by an Indian gentleman. This was the first show held at Landhi.

Shows by the Agricultural Department.

3. Grants of Rs. 150 and Rs. 100 were given also for cattle prizes at the agricultural shows at Bijápur and Shirpur in the West Khándesh district.

2.—Weather and Crops.

1.—METEOROLOGICAL DEPARTMENT OF WESTERN INDIA.

Observatories.

1. There were twenty-three third class observatories including the non-departmental observatories of Ahmedabad and Jámnnagar.

Observations.

2. Breaks in the observation numbered eight of which six were due to some fault in the instruments and one to the death of an observer. The number of daily weather reports supplied to Government officials and private subscribers decreased from 272 to 268 while the subscriptions increased in amount from Rs. 777 to Rs. 781. Extracts from the logs of 942 vessels were made and forwarded to Simla. Telegraphic summaries of weather experienced by the mail steamers were sent to Simla from the 15th May to 2nd December 1914. Extracts from the logs of all incoming vessels were telegraphed between the 15th and 24th June 1914. Information regarding weather, and wherever possible, atmospherics experienced by vessels arriving from Aden was telegraphed between the 10th September and 2nd December 1914.

2.—NOTE ON THE WEATHER OF THE BOMBAY PRESIDENCY DURING THE YEAR 1914-15.

Principal features.

1. The chief features in the weather of the Bombay Presidency and the adjacent parts during the year 1914-15 were (1) the delay in the setting in of the hot weather conditions due to the transmission into India of depressions of the cold weather type; (2) the setting in of the monsoon on the west coast of the Peninsula about the normal date and, in spite of its rather slow extension inland, the abundance of the rainfall; (3) the early withdrawal of the monsoon from the central parts of the country and from the north of the Peninsula and the unusually early commencement of winter rains; and (4) the unusually unsettled state of the weather during the period, January to March 1915.

The monsoon.

2. The weather was abnormal in April. Rainfall was deficient over the whole Presidency; Sind, Gujarát (including Káthiáwár) and the Konkan received only one-third and the Bombay Deccan about one-half of the average amount. The month of May was also abnormal. The rainfall was in excess in Sind, Gujarát and Káthiáwár but again in defect in the Konkan and Bombay Deccan. The monsoon appeared on the Malabár coast on the 4th June but it was not until the 14th June that the heavy falls of rain which usually mark the setting in of the monsoon were general in the Konkan and Malabár. The extension of the monsoon inland was slow. During the first three weeks of June rainfall was confined chiefly to the west coast but on the 22nd and 23rd June a storm formed off the Orissa coast which, advancing in a nearly west-north-westerly direction, introduced monsoon conditions in the interior and caused heavy rain to the south of its track. The rainfall for the month of June was equal to the average in the Konkan and about normal over the rest of the Bombay Presidency. The monsoon was very vigorous in July and gave abundant rainfall over the whole of India. During the month of August the monsoon from the Arabian Sea decreased in activity and a nearly complete break set in during the last week of the month. The distribution of rainfall was also very unsatisfactory. The break lasted till the 5th September. After the passage of two depressions of minor importance, a third formed in the Bay of Bengal on the 8th September which travelled in a curve, first in a north-westerly and then in a north-easterly direction. Heavy rainfall occurred all along its track, particularly in Káthiáwár where as many as 15.93 inches fell in one day. During the last 10 days of the month the monsoon from the Arabian Sea gave rain chiefly in the Peninsula. The total rainfall for the month was equal to the average in Sind but in excess over the rest of the Presidency. The rainfall for the monsoon season, June to September, was 9 per cent. in defect of the normal in Sind but 23 per cent., 31 per cent. and 44 per cent. in excess in Gujarát, the Konkan and the Bombay Deccan respectively.

The retreating monsoon was extremely weak. Consequently the rainfall for the period October to December was from 27 per cent. to 55 per cent. in defect in the Presidency proper, while it was 50 per cent. in excess in Sind. Weather was unusually disturbed during the period January to March 1915. In January it was influenced by six disturbances which caused rainfall abnormal both in distribution and quantity. It was in considerable excess in the Peninsula, Gujarát and Káthiáwár. During February two disturbances of the cold weather type passed into India, one of which was abnormal and gave fairly widespread rain in the north-western districts of the Peninsula. In March the weather was unusually wet over the greater portion of India. The total rainfall for the season January to March 1915 was 41 per cent. in defect in Sind but in very large excess over the rest of the Bombay Presidency. The excess amounted to 245 per cent. in Gujarát and Káthiáwár, 132 per cent. in the Konkan and 181 per cent. in the Bombay Deccan.

3.—BOMBAY (COLA'BA) AND ALIBA'G OBSERVATORIES.

The observatories continued to take and record magnetic, meteorological and seismological observations throughout the year.

4.—SEASON AND CROPS.

The following table shows the distribution of the rainfall at the various head-quarter stations :—

No.	District Head-quarter Station,	Kharif Rains (1st June to 30th September 1914).				Rabi Rains (1st October 1914 to 28th February 1915).				Hot-weather Rains (1st March to 31st May 1915).				Total.			
		Average,		1914.		Average,		1914-15.		Average.		1915.		Average.		1914-15.	
		Fall.	Rainy days.	Fall.	Rainy days.	Fall.	Rainy days.	Fall.	Rainy days.	Fall.	Rainy days.	Fall.	Rainy days.	Fall.	Rainy days.	Fall.	Rainy days.
		Ins.		Ins.		Ins.		Ins.		Ins.		Ins.		Ins.		Ins.	
1	Dhulia Deccan.	21'10	30	27'63	41	2'16	5	2'40	6	0'48	1	0'73	2	23'74	36	30'76	49
2	Jalgaon	28'38	42	37'12	58	2'41	3	2'09	7	0'78	1	2'05	6	31'57	46	41'96	71
3	Násik	24'39	44	37'58	55	3'35	2	1'63	3	1'02	1	1'47	2	28'76	47	40'68	60
4	Ahmednagar	19'24	29	17'02	29	3'62	8	2'29	6	1'32	3	4'78	6	24'18	40	24'09	41
5	Poona	22'32	37	32'02	48	6'98	8	1'71	5	1'57	4	1'67	4	30'87	49	55'40	67
6	Sholápur	22'28	31	24'18	36	4'66	7	5'35	8	2'22	4	2'10	4	29'16	42	31'63	48
7	Sátára	30'08	55	53'46	62	6'14	9	2'22	3	3'15	6	1'20	4	39'37	70	56'88	69
8	Hilly Deccan Tracts	63'53	66	97'04	80	4'33	5	2'62	5	1'68	3	1'67	4	69'34	74	101'33	89
	<i>Karnátak.</i>																
9	Belgaum	38'87	62	79'76	67	7'59	12	6'73	14	5'84	9	3'06	7	52'30	83	89'55	88
10	Bijápur	16'41	26	15'47	26	6'02	10	5'24	9	2'69	6	4'14	12	23'12	42	34'85	47
11	Dhárwár	19'60	45	38'61	54	7'26	12	5'13	7	6'51	10	5'79	10	33'37	67	49'55	71
12	Hilly Karnátak Tracts	60'54	65	78'70	69	6'32	8	3'44	8	3'85	7	4'40	8	70'71	80	86'54	85
	<i>Konkan.</i>																
13	Kárwár	115'25	90	144'87	99	6'78	11	8'27	10	4'47	4	2'13	7	126'50	105	155'27	116
14	Ratnágiri	95'94	85	925'22	93	5'31	6	0'69	2	1'76	1	0'58	3	103'01	92	126'49	98
15	Alibág	85'04	78	99'92	82	3'02	4	0'47	2	1'07	1	1'55	4	89'13	83	101'94	88
16	Thána	98'55	86	131'99	98	3'53	5	0'79	4	2'13	1	NIL	NIL.	104'21	93	132'78	102
	<i>Gujarát.</i>																
17	Surát	36'03	44	57'65	55	2'37	3	0'70	1	0'16	...	0'13	NIL.	38'56	47	56'48	56
18	Broach	41'46	41	40'48	47	1'62	3	0'20	3	0'13	...	0'09	NIL.	43'21	44	42'77	50
19	Kaira	31'34	39	34'74	43	0'75	2	1'40	1	0'12	...	0'43	2	32'21	41	36'57	46
20	Godhra	59'36	43	44'06	55	1'05	3	1'18	3	0'23	1	0'60	2	40'64	47	45'84	60
21	Ahmedabad	31'79	35	38'05	46	0'93	2	0'46	1	0'17	...	0'42	2	32'89	37	38'93	49
	<i>Sind.</i>																
22	Karáchi	5'55	6	7'04	8	0'95	2	0'30	2	0'55	1	1'84	3	7'05	9	9'18	13
23	Lárkána	1'80	5	1'78	4	0'36	3	0'90	3	0'53	1	2'10	4	2'60	9	4'78	11
24	Sukkur	1'43	4	2'45	4	0'49	3	0'44	2	0'63	1	1'03	2	2'55	8	3'92	8
25	Hyderabad	4'20	7	2'81	7	0'36	2	0'17	1	0'38	1	0'19	2	4'94	10	3'17	10
26	Nawábsháh	3'15	5	0'82	1	3'97	6
27	Mirpurkhás	5'23	8	3'86	6	0'98	2	0'04	Nil.	0'99	1	0'67	2	6'88	11	4'37	8
28	Jacobabad	2'01	4	4'43	6	0'49	3	1'27	2	0'62	1	0'56	2	3'12	8	6'28	10

In the Presidency proper the kharif rains largely exceeded the average almost throughout the reporting area. The rabi rains on the other hand were generally in defect except at two stations in the Deccan, one in the Konkan and three in Gujarát, where they slightly exceeded the normal. The hot-weather rains were above normal at about half the stations but below it elsewhere. In Sind the kharif rains were about the average at one station, in

defect at two and in excess at three. The rabi rains were generally under the average and the hot-weather rains above it. In June the month's rain on the whole was sufficient for the sowing of kharif crops except in the eastern tracts of the Karnátak, in Sholápur and Sátára and in the north of Ahmedabad, where further rain was urgently required for the purpose. The fall in July, the wettest month of the year, was generally above the average. It was very excessive in the tracts near the Sahyádris in the Deccan and the Karnátak, causing heavy floods and inundating extensive areas, in the low-lying parts of Kánara and Kolába and in the south Gujarát. Here it retarded agricultural operations and damaged seedlings in places. Elsewhere it facilitated the completion of the sowing of kharif crops. August rain was fairly satisfactory. It gave relief to the crops suffering from excessive moisture in Gujarát and elsewhere, and the crops thrived everywhere except where they had received a permanent check from excessive moisture. By the end of the month rain was required in parts of the Deccan and upper Gujarát. The fall in September was very opportune and generally up to requirements. It maintained the standing kharif crops in good condition and gave a good start to the sowing of rabi crops which was vigorously pushed on under the favourable rains of October. The fall in November injured the cotton crop in Khándesh, but was on the whole very useful for the rabi crops which promised well. Beyond a few isolated showers in the Deccan and the whole of the Karnátak December was practically dry. The rabi crops did well, though rain in January and February damaged them in places in the Deccan and Karnátak. The season was satisfactory except in some parts of the east Deccan where the yield of the rabi crops was only fair. In Sind inundation was timely and brought about an extension in the gross cropped area of 2½ lákhs acres, or about 6 per cent. over the previous year. It was, however, fitful and closed earlier than usual with the result that in upper Sind the rice crop partially suffered and the late crops fared badly from want of sufficient moisture. In lower Sind, however, the canals worked satisfactorily and the crops grown under them thrived without any mishap. In Karáchi there was a considerable reduction in the cropped area in the desert tract owing to insufficient rainfall.

5.—OUTTURN OF CROPS.

The following table gives the approximate outturn of the principal crops by percentages (100 denoting a normal crop, i. e., one valued at 12 annas in the rupee):—

No.	District.	Kharif.										Rabi.					Perennial Sugarcane.
		Jowári.	Báji.	Paddy.	Kodra.	Rágl.	Vari.	Túr.	Uddid, Mug and Math.	Sesame.	Cotton.	Jowári.	Wheat.	Gram.	Tobacco.	Linseed.	
1	Ahmedabad	75	67	100	67	67	65	67	62	74	...	91	93	77	67	96	88
2	Kaira	92	67	116	100	108	83	83	83	75	...	77	83	100	50	115	100
3	Panch Maháls	*92	109	115	112	110	92	113	78	75	...	85	78	83	75	75	83
4	Bronch	83	58	75	100	83	50	75	98	92	...	100	75	100	83
5	Surat	83	98	97	91	94	93	82	66	88	...	65	83	70	83	...	85
6	West Khándesh	83	100	100	92	92	100	83	100	92	...	100	81	93	88	75	100
7	East Khándesh	83	83	64	50	92	65	83	83	83	92	75	83
8	Násik	92	92	100	58	99	75	95	83	58	...	83	84	82	92	92	100
9	Ahmednagar	92	102	109	108	117	111	99	98	100	...	83	94	93	103	92	104
10	Poona	63	68	100	83	92	83	58	55	67	...	55	70	67	100	50*	117
11	Sholápur	83	67	38	46	33	33	50	54	67	...	83	69	51	58	58	75
12	Sátára	76	67	85	50	58	58	58	66	75	...	83	75	75	83	75	100
13	Bolgaum	66	60	83	83	58	50	50	60	75	...	83	100	83	75	58	75
14	Bijápur	83	75	93	77	51	83	67	56	67	...	76	108	92	83	83	100
15	Dhárwár	83	67	74	67	75	75	58	80	67	...	83	33	100	75	75	84
16	Thána	92	67	100	67	92	92	83	80	67	100	83	67	...	83
17	Kolába	100	92	83	83	83	78	92	100	75	100
18	Ratnágiri	...	50	99	83	83	83	54	58	75	58	75
19	Kánara	33	...	83	...	58	33	17	59	50	58	95
20	Karáchi	46	58	75	...	75	117	...	58	58	...	50	65	42	50	30	67
21	Lárána	55	57	38	...	50	42	...	43	42	...	50	64	44	58	...	58
22	Sukkur	67	67	83	...	67	67	...	63	42	...	75	76	50	75	...	75
23	Hyderabad	65	33	71	...	50	50	...	38	42	...	42	56	33	67	...	67
24	Nawábahá	58	58	58	50	50	18	42	...	38	58	42	67	...	50
25	Thar and Páikar	49	42	67	...	33	42	38	30	33	...	42	75	42	50	...	58
26	Upper Sind Pro- vicer	75	75	75	67	...	21	17	...	50	75	50	67	...	83

* Maize.

6.—INSECT PESTS.

The north-west locusts (*Acridium succintum*) appeared in North Gujarát and Káthidwár in the last week of June, remained there for about a week without doing any damage as there were no crops at the time and disappeared in the direction of Rájputána and Central India. Some swarms deposited eggs at Pilodi and Dalálpur in Parántij táluka and Modása mahál respectively and in a portion of the Idar State. The hoppers emerged from the eggs about six weeks later but prompt measures were at once taken by the Agricultural and Revenue Departments to destroy them. Within a period of one week 644,560 hoppers weighing nearly half a ton were killed at Dalálpur village alone before they were able to cause any damage. It was also observed that birds such as *mynds* fed voraciously on the hoppers and materially assisted in destroying them. Locusts also appeared in the districts of Sind and in Kolába and Násik and slight damage was caused in parts of Sind. Slight damage was caused to standing crops by the caterpillars and insects in Sind districts and in one táluka of Kánara, three of West Khándesh, one of East Khándesh, one of Bijápur and one of Kaira. The kharif jowár in four tálukas of Surat district was severely attacked by mites (*Ratadia*). Spraying operations on a small scale with lime and sulphur were conducted in four villages in October and these proved effective by destroying most of the colonies and checking the development of the remainder. For an expenditure of Rs. 6-2-0 per acre a profit of Rs. 21 to 24 was secured against Rs. 2-8-0 per acre of unsprayed fields. Still better results would probably have been obtained if the work had been taken up as soon as the mites had made their appearance. An attack of the cotton leaf roller pest (*Sylepta derogata*) broke out at Nadiád in August and hand-picking was carried out by children on five occasions when the pest disappeared. At each of the pickings thousands of these rollers were removed and the total cost amounted to Rs. 6-11-0 per acre. Slight damage to standing crops from grass-hoppers was reported from the Bijápur district in August and from one táluka of Násik in September and November 1914.

7.—PRICES.

For details see Prices and Wages in India.

A favourable season resulted in a further decrease in the price of the staple food-grains, the fall being most marked in jowári, the price of which in Sholápur fell as low as 23 seers per rupee, whereas the lowest price recorded in the previous year was 15½ seers per rupee. Bájri and rice also showed substantial decreases. Attempts to inflate prices artificially on the outbreak of war were checked by local committees. Wheat rose considerably in response to the world demand, but the tendency was checked by the Government control of export. Pulses also showed a slight increase in price. There was a heavy fall in cotton but a recovery took place at about the time of harvest so that the cultivator did fairly well.

8.—WAGES.

In spite of the shutting down of many public works and the decrease in the price of food-grains the scarcity of labour continued and wages showed no tendency to decline from the high level reached in recent years; some districts actually reported a further increase. On an average wages for unskilled labour were about annas 5 per diem and for skilled labour annas 12 in the rural parts while in the neighbourhood of large towns they were as high as annas 8 and Re. 1 respectively. Under conditions in which the supply of labour is perennially inadequate to the demand it is inevitable that while a bad season will not have much effect in lowering wages, a good season will check any tendency to fall, because every man who can cultivate his own land will prefer to do so, so that one source of supply, the class of small cultivators, is not available for labour in a good year. In Sind wages were about 50 per cent. higher than in the presidency proper.

9.—FAMINE RELIEF.

The suspensions and remissions of land revenue granted in each district of the Presidency proper during the revenue year ending 31st July 1915 are shown in the following table:—

District.	Current year's fixed demand.	Current year's revenue.	
		Suspended.	Remitted.
	Rs.	Rs.	Rs.
Ahmedabad	14,78,679	13,086
Kaira	21,08,353	1,026	1,506
Panch Maháls	3,48,258	2,713
Broach	19,56,577	4,983
Surat	23,55,321	29,000
Thána	13,78,033	1,524	825
Ahmednagar	17,06,654	7	609
East Khándesh	26,89,643
West Khándesh	17,13,249	714
Násik	16,15,555	801	17,509
Poona	13,48,533	20,893	8,401
Sátára	19,88,284	12,668
Sholápur	11,91,802	13,693
Belgaum	15,94,966	436
Bijápur	14,36,786	330
Dhárwár	28,88,538	507	2,635
Kánara	9,86,622	1,795
Kolába	13,15,704	181	74
Ratnágiri	8,53,198	1,864	34

The province of Sind is not included in the above table because it is ordinarily considered to be exempt from famine and the rules regarding suspensions and remissions differ from those in force in the Presidency proper. All the remissions and most of the suspensions shown in the above table were due to causes unconnected with scarcity. The only districts in which there was anything approaching scarcity were Poona and Sholapur, where there was a partial failure of crops in some localities. Suspensions of land revenue were granted as shown in the table but no relief works were found necessary nor was any fodder imported from outside the districts. In other districts where the crops were not so exceptionally good as to warrant the collection of large amounts of arrears in addition to the current year's demand there were substantial suspensions and remissions of arrears.

3.—Co-operative Societies.

For details see the Annual Report on Co-operative Societies for the year 1914-15 and tables under Co-operative Societies printed in Part II of the Statistics of British India.

I.—PRESIDENCY PROPER.

General.

1. During the year ending 31st March 1915 the number of societies of all kinds rose from 698 to 817, the membership from 66,704 to 84,600 and the working capital from Rs. 65,79,994 to Rs. 81,12,319. In the course of the year 139 new societies were registered and 20 old societies cancelled. The total profit earned advanced from Rs. 1,90,578 to Rs. 2,47,438. The rate of progress was less rapid than in the two previous years owing to the greater caution now exercised in registering new societies.

Central societies and unions.

2. Of the 6 societies classed under this head last year, one, the Sâtara Union, was cancelled. The working capital of the remaining 5 societies rose from Rs. 18,12,493 to Rs. 20,74,516. The share capital amounted to Rs. 4,38,939, deposits by members to Rs. 1,95,591, loans and deposits by societies to Rs. 77,298 and loans and deposits by non-members to Rs. 13,08,474. The Bombay Central Co-operative Bank made 407 loans of an aggregate value of Rs. 10,22,267 and its recoveries amounted to Rs. 7,11,258. At the close of the year the total outstandings were Rs. 16,84,887. The net profit on the year's working was Rs. 38,252, of which Rs. 21,000 were utilized for paying a dividend of 6 per cent., Rs. 6,500 were carried to the reserve fund and the remainder set aside for the payment of bonuses to borrowing societies. The branch of the Central Bank situated at Barâmâti deals exclusively with a group of 29 societies situated in the sugarcane-growing villages on the Nira Canal.

Agricultural societies.

3. The number of societies classed as agricultural advanced during the year from 568 to 674, their membership from 38,621 to 51,113 and their working capital from Rs. 28,02,601 to Rs. 35,31,777. Only Rs. 1,81,570 or 5 per cent. of the last figure represent loans from Government as against 6½ per cent. in the previous year. In 1910 the percentage was 20. Local deposits from members and non-members advanced from Rs. 8,71,249 to Rs. 11,87,660, their percentage of the working capital being 33.6 as against 31 in the previous year. The amount derived from financing institutions rose from Rs. 15,96,667 to Rs. 19,33,642, a decrease from 57 per cent. to 55 per cent. The share capital rose from Rs. 8,521 to Rs. 15,436 and the reserve fund from Rs. 1,39,474 to Rs. 2,12,962. The Assistant Registrar recently appointed to organise societies for the distribution of agricultural products was engaged chiefly in preparatory work until the close of the year. The Thâna dairy society began work during the year and is now in a flourishing condition. The most successful of the co-operative purchase societies was the Kelva Mâhim society for the purchase of manure.

Non-agricultural societies.

4. The number of non-agricultural societies rose from 124 to 137, their membership from 26,472 to 31,739 and their working capital from Rs. 19,63,827 to Rs. 25,06,026. Loans and deposits from non-members totalled Rs. 5,27,652 and deposits from members Rs. 8,49,779. The net profit earned rose from Rs. 75,610 to Rs. 1,03,702. A noteworthy event was the establishment of 14 societies in the City of Bombay for the redemption of the urban labouring classes from debt.

2.—SIND.

The number of societies at the beginning of the year was 17, one was closed during the year and three new ones started, thus leaving 19 working at the end of the year. The cancellation of the Digri society with its 601 members accounts for a falling off in total membership from 1,902 to 1,484, though individually most societies show increases. The aggregate capital of the societies rose from Rs. 50,857 to Rs. 60,265. So far there has occurred not a single instance in which a Sind society has had recourse to law for the recovery of its dues or in which it has been compelled to write off any amount as a bad debt.

4.—Horticulture.

PUBLIC GARDENS.

Bombay Municipal Gardens.

1. Eleven public gardens were maintained by the Bombay Municipality, including the site of the temporary band-stand at Chowpatti. The total number of visitors to the Victoria Gardens fell from 1,665,973 to 1,340,034. The decrease of 325,939 was chiefly due to

circumstances connected with the war. An entrance fee was charged on twelve days when there was a band; the number of visitors on such days fell from 26,862 to 17,527 and the fees realized from Rs. 2,736 to Rs. 1,841. New plants were added to the collection by means of purchase and exchange. Fifty-five animals and birds were presented, 20 were born in the gardens, 48 were obtained by purchase together with a collection of wild ducks of various species and 5 by exchange. Casualties numbered 67. The municipal budget grant for all the gardens was Rs. 1,28,534, of which Rs. 1,17,385 were expended. Difficulty was again experienced in obtaining competent *mális* or even ordinary coolies for work in the gardens. Shortage of water-supply was an additional difficulty.

2. These gardens are maintained at Poona by the Agri-Horticultural Society of Western India. The year was very unfavourable for garden work as the distribution of the rainfall was unsatisfactory and as there were no ante-monsoon showers to facilitate garden work. The income of the Empress Gardens, including an opening balance of Rs. 1,143, was Rs. 25,312 and the expenditure, including the Bund Garden deficit, was Rs. 23,534. The closing balance was Rs. 1,778. The income from the sale of seeds was Rs. 6,686, from the sale and hire of plants Rs. 8,284, from cut flowers Rs. 2,980, from fruit Rs. 1,062 and from vegetables Rs. 483. The Bund Garden cost Rs. 1,971 to maintain, of which Rs. 1,141 were raised by the sale of produce, etc., Rs. 100 were contributed by the Suburban Municipality and the balance was paid out of the Empress Garden funds. Empress and Bund Gardens, Poona.

5.—Forests.

For details see the Annual Report on Forests for 1914-15 and tables under Forests printed in Part IV (b) of the Statistics of British India.

1.—NORTHERN CIRCLE.

1. The area of reserved forest decreased by 224 acres and that of protected forest by 41 Area. acres. This does not include the area of forest transferred from the Central to the Northern Circle (North and South Násik) and from the Northern to the Central Circle (Kolába).* The area of the circle as now constituted stood at 4,631 square miles 489 acres on 30th June 1915.

2. The only work done under this head consisted of repairs to, and colouring of, the Boundaries. existing cairns, which cost Rs. 2,378.

3. Ninety-eight coupes for 1915-16 and 432 for 1916-17 (advance), aggregating 33,722 Working plans. acres, were laid out at a cost of Rs. 2,620.

4. Including the cases pending from the previous year, prosecutions numbered 255 as Forest offences. against 243 in 1913-14. Out of the 232 cases decided by Magistrates 209 resulted in convictions and 23 in acquittals. The percentage of convictions was 90 as against 91 for the previous year. The number of cases compounded was 4,245 and the compensation recovered was Rs. 17,343. In 1,329 cases offenders were not detected. The number of cattle impounded rose from 50,162 to 52,034.

5. The area successfully protected from fire was 2,026,606 acres. The cost of fire Forest fires. protection was Rs. 23,923. The number of fires rose from 494 to 522 and the area burnt from 30,528 acres to 52,770 acres.

6. The value of timber given free decreased from Rs. 14,596 to Rs. 12,391. Free grants.

7. The expenditure on plantations amounted to Rs. 5,042 as compared with Rs. 5,119 Plantations. for the previous year.

8. The total outlay under this head fell from Rs. 54,331 to Rs. 48,870. Of this sum, Communications and Rs. 21,323 were expended on roads, Rs. 26,407 on buildings and Rs. 1,140 on other works. buildings.

9. Revenue decreased from Rs. 17,45,034 to Rs. 15,68,776 and expenditure increased Financial results. from Rs. 6,31,292 to Rs. 6,37,201, leaving a surplus of Rs. 9,31,575 as compared with Rs. 11,13,742 for 1913-14.

2.—CENTRAL CIRCLE.

1. Owing to redistribution referred to above the area of the Circle stood at 5,475 square Area. miles at the close of the year as against 6,281 square miles at the commencement.

2. New cairns were erected along 223 miles of forest boundaries at a cost of Rs. 2,241, Boundaries. and old cairns were repaired at a cost of Rs. 276. The existing boundary marks were white-washed or painted red to show open or closed areas, at a cost of Rs. 1,627.

3. In the East Khándesh Division three blocks (10 square miles 142 acres with interior Surveys. details and 27 square miles 165 acres boundary surveys) were surveyed during the past field season by No. 6 party of the Survey of India.

4. Working plans for the Sátmála teak and mixed forests of the Chálisgaon range Working plans. in the East Khándesh Division, the Casuarina plantations in the Alibág range of the Kolába Division and the anjan and scrub forests of the Dhulia and Pimpalner ranges of the West Khándesh Division were sanctioned by Government. A working plan for the sub-ghát and

* As a result of this the figures for last year shown in this report will not tally with those shown in last year's report.

mixed forests of the Lonávla and Ambegaon ranges of the Poona Division was submitted to Government and sanctioned after the close of the year. A working plan for the ever-green forests of the Mulshi range in the Poona Division, and a revised working plan for the Trans-Purna babul reserves in the East Khándesh Division, were prepared, but have not yet received Government sanction. A revision of the working plan of the Chopda, Yával and Ráver ranges in the East Khándesh Division is in progress.

- Forest offences. 5. Including arrears from the previous years, prosecutions on account of forest offences numbered 542, as against 676 in 1913-14. Of the cases disposed of, 400 resulted in convictions and 37 in acquittals. The percentage of convictions obtained was 91. The number of offences dealt with under section 67 of the Indian Forest Act, including those in which the offenders were merely warned, was 5,581 and the amount recovered as compensation was Rs. 29,086. The total number of cattle impounded was 49,211.
- Forest fires. 6. The area of forest traversed by fire increased from 142,268 acres to 184,593 acres. Expenditure on fire protection was Rs. 19,114.
- Free grants. 7. The value of free grants made during the year was Rs. 2,480. Besides the above, free grazing of the value of Rs. 3,732 was allowed to the villagers in the Kolába Division as a reward for the proper observance of the *tahál* rules and for good forest protection.
- Communications and buildings. 8. The expenditure on roads amounted to Rs. 17,435, and on buildings to Rs. 20,689.
- Financial results. 9. Excluding the figures for famine operations, revenue decreased from Rs. 8,13,798 to Rs. 7,77,531 and expenditure increased from Rs. 5,29,242 to Rs. 5,35,258. Thus the surplus was Rs. 2,42,273 or Rs. 42,283 less than last year's figure.

3.—SOUTHERN CIRCLE.

- Area. 1. The area of reserved forest decreased from 4,467 square miles 419 acres to 4,466 square miles 513 acres and that of protected forest from 133 square miles 360 acres to 133 square miles 359 acres. The total area under forest at the close of the year was 4,600 square miles 232 acres.
- Boundaries. 2. Eight hundred and fifty-two miles of boundaries were artificially demarcated during the year at a cost of Rs. 2,483.
- Working plans. 3. The Yekambi-Sonda high forest working plan covering an area of 59 square miles in Kánara Southern Division was sanctioned during the year.
- Forest offences. 4. The number of prosecutions decreased from 399 to 388 and the percentage of acquittals rose from 18.2 to 22. The number of cases compounded was 3,951 as against 3,955 and the compensation recovered was Rs. 21,381 as against Rs. 20,147.
- Forest fires. 5. The area attempted to be protected against fire was 1,558,529 acres as compared with 1,244,513 acres in the preceding year. The percentage of failure was 2.1 against 5.7 which is satisfactory.
- Free grants. 6. The value of forest produce granted free was Rs. 21,334 as against Rs. 14,358 in the previous year.
- Communications and buildings. 7. The expenditure on new buildings rose from Rs. 23,149 to Rs. 29,981; on new roads from Rs. 13,417 to Rs. 15,378 and on other new works from Rs. 2,785 to Rs. 2,945. Repairs to existing constructions cost Rs. 40,834 as against Rs. 31,503.
- Financial results. 8. The revenue of the year was Rs. 18,68,706 as against Rs. 20,18,753 and expenditure was Rs. 10,66,599 as against Rs. 10,90,990, leaving a surplus of Rs. 8,02,107, which is less by Rs. 1,25,656 than last year's figure.

4.—SIND CIRCLE.

- Area. 1. The area of reserved forest stood at 1,150 square miles 275 acres at the end of the year. Two square miles 327 acres were added by reservation, 13 square miles 121 acres by accretion and 1 square mile 245 acres by re-survey. An area of 5 square miles 274 acres was disforested or transferred.
- Boundaries. 2. Twenty miles and 166 feet of external boundaries were artificially demarcated during the year. Repairs to existing boundaries were carried out over a length of 2,067 miles 1,010 feet. The work was done by free labour in exchange for certain privileges granted by the Forest Department. Internal boundaries consisting of rides 20 feet wide were cut over a length of 21 miles. This work was done free by máldárs.
- Settlement. 3. The area awaiting forest settlement at the beginning of the year was 3,293 acres, 6,086 acres were notified under section 4 of the Indian Forest Act making a total 9,379 acres awaiting final settlement. Of these 1,607 acres were notified as reserved forest under section 19 of the Indian Forest Act leaving 7,772 acres awaiting settlement at the close of the year.
- Working plans. 4. The prescriptions of the working plans were adhered to and the prescribed coupes duly exploited except in the Hyderabad Division where they could not be sold owing to want of offers. Dead wood was exploited in every Division. The report on the revision of the working plan of the Jerruck Division was submitted to Government during the year through the Commissioner in Sind. The revision of the working plan of the Hyderabad Division was

taken in hand during the year, the field work was completed by the end of March 1915. The report is now in course of compilation.

5. During the year under report the number of cases tried by Magistrates fell from 127 to 102, of which 87 resulted in conviction and 15 in acquittal. The percentage of failure was 14·7 as against 15 in the preceding year. Including cases of illicit grazing, the number of forest offences compounded under section 67 of the Indian Forest Act was 2,639 and the amount recovered as compensation was Rs. 8,886. In addition to this offenders were discharged with warnings in 78 cases. Forest offences.

6. Forty-six fires occurred during the year as compared with 206 last year, the area burnt being 1,046 and 10,119 acres respectively. Forest fires.

7. Natural reproduction during the year under report was good throughout the Circle. The area flooded was 568,856 as against 414,356 acres in the previous year. Works of artificial reproduction were carried on with and without the aid of cereal cultivation and the results are reported to be generally good. Natural and artificial reproduction.

8. The value of timber and other forest produce given free for agricultural purposes and construction of dwellings, mosque and temples was Rs. 855 as against Rs. 2,112 last year. Free grants.

9. No roads for inspection or transport purposes were constructed during the year. New buildings were constructed at a total cost of Rs. 5,819. Repairs to existing buildings cost Rs. 2,386. Rs. 427 were spent on new irrigation works, such as excavation of kasis and construction of small sluices, etc., for the irrigation of forests. Rs. 2,866 were spent on clearing old karias and maintaining the existing bunds in forests. The total cost of all these works was Rs. 3,293. Communications, buildings and irrigation.

10. The revenue increased from Rs. 4,14,151 to Rs. 4,18,718 for the following reasons :—(a) Better prices realized by the sale of coupes and dead-wood in spite of the fact that the coupes in Hyderabad could not be sold. (b) Supply of more wood to Government steamers on the Indus. (c) Better realizations from grazing fees although the rates had been lowered. The expenditure decreased from Rs. 2,24,313 to Rs. 2,22,134 owing to the postponement of new works on account of the war. Thus the surplus amounted to Rs. 1,96,584, which exceeds last year's figure by Rs. 6,746. Financial results.

6.—Mines and Quarries.

For details see tables under Mineral Production in Part I of the Statistics of British India, and previous Administration Reports.

The manganese mining operations in the Panch Maháls district came at one time to a complete stand-still owing to the war. The mining industries in the Dhárwár district remained at a stand-still. Fuller's earth quarries in Sind and other quarries throughout the Presidency continued their normal output. A mining lease for gold was granted in the Bijápur district. Prospecting for oil was begun in the Sukkur district.

7.—Power Industries and Handicrafts.

For—

DECENNIAL REVIEW

See—

GENERAL ADMINISTRATION REPORT FOR 1911-1912, PART II,
PAGES 146-152.

For details see Statistics of British India, Part I—Industrial.

The cotton industry is by far the most important industry in the Presidency and its centres chiefly in Bombay and Ahmedabad. Details as to the number of factories and operatives connected with the industry are given below in the section dealing with the working of the Factories Act. The industry was seriously affected for some time after the outbreak of war and several Bombay mills actually shut down, though all the up-country mills continued working. Many factories were only enabled to continue working in consequence of the low price of cotton. All the mills had heavy accumulations of stock at the end of the year. Great difficulty was experienced in the manufacture of coloured goods owing to the cessation of imports of chemicals and dyes. The hand-loom industry also suffered severely from this cause. The silk weaving and gold and silver embroidery industries also suffered from the effects of the war. The match factories find great difficulty in meeting Japanese competition. The metal work handicrafts suffered somewhat owing to the difficulty in obtaining metal sheets from Europe. As in previous years a considerable number of new oil presses and flour mills were opened. The sugarcane industry continues to flourish.

The Factories Act.

For details see the Annual Factory Report of the Bombay Presidency for the year 1914.

- Number of factories. 1. The number of factories under the control of the Act rose from 743 to 777. The new factories included 33 cotton ginning, cleaning and pressing factories, of which 11 were in Dhárwár, 7 in Ahmedabad, 5 in Surat and 2 in Broach. Six spinning and weaving mills were opened in Ahmedabad and 3 in Bombay. Fourteen factories, including 7 ginning and pressing factories, were struck off the list. The number of factories at work rose by 8 to 706. Of these, 319 were perennial and 458 seasonal. Of the former 175 and of the latter 454 were connected with the cotton industry.
- Number of operatives. 2. The total number of operatives employed in the Presidency was 263,386 as against 265,975 in the preceding year. Of these, 206,350 were engaged in the cotton industry as against 211,421 in 1913. The number of women employed fell from 51,171 to 50,113, but that of children rose from 14,219 to 15,360.
- Accidents. 3. There were 22 fatal, 48 serious and 1,532 minor accidents. The average number of accidents per 100 operatives employed was .60 as against .59 in the previous year.
- Prosecutions. 4. Thirteen prosecutions were instituted resulting in 24 convictions. In all cases fines ranging from Rs. 5 to Rs. 150 were imposed. Six prosecutions were instituted for negligence in fencing machinery and 4 for illegal employment.
- Inspection. 5. Out of 319 perennial factories, 243 were inspected more than three times, 50 three times, 16 twice and 8 once, while 2 remained uninspected. Of the seasonal factories, totalling 458, five were inspected more than three times, 6 three times, 163 twice and 277 once, while 7, of which 5 were closed, escaped inspection. All the inspections were performed by the whole-time inspectors. In addition to these inspections, 206 extra visits were made for purposes of inspection and enquiry; besides these, visits for checking hygrometer records and tallow refund claims were made by the inspectors.
- General. 6. There were very few fires of any importance, except one in Bombay which was responsible for the total destruction of the Goculdás Culliánji Press, and the other at Tando Adam in Sind which caused the death of three women. A few strikes were reported during the year either for an increase of wages or as a protest against attempted reduction on the ground of a fall in prices. In almost every case the demands of the workers were conceded.

The Steam Boiler Inspection Act.

- Number of boilers and inspections. 1. The total number of boilers on the register for the Presidency, including Sind, Aden and the Native States, rose from 3,952 to 4,050. The number offered for inspection was 2,253, a decrease of 15. The Inspectors carried out 2,298 regular inspections and paid 1,577 casual visits as against 2,299 and 580 respectively in the preceding year. In addition to regular inspections and casual visits more than 1,000 visits were paid for witnessing tests and other miscellaneous purposes.
- Boiler Commissions. 2. No Commission sat during the year to hold enquiries or hear appeals.
- Offences and accidents. 3. Eighteen irregularities were brought to notice as against 7 in 1913-14. Of these, 6 were in Bombay, 3 in Ahmedabad district, 2 in Poona district and one each in Surat, Sholápur, Sátára, Násik, Ratnágiri, Sukkur and Lárkána districts. In two cases prosecutions were instituted and the offenders were convicted and fined. No irregularity was noticed in Aden. Sixteen accidents were reported as against 9 in the previous year.
- Finance. 4. The receipts for the year were Rs. 75,559 and expenditure Rs. 1,06,298 as compared with Rs. 75,694 and Rs. 99,470, the deficit in the year's working amounting to Rs. 30,738 against 23,776 of the previous year. There was an increase of Rs. 1,634 in inspection fees due to the increased scale of fees having been brought into force with effect from December 1914. There was, however, a fall in receipts of Rs. 505 in the examination fees and Rs. 1,480 in interest on Government securities, the former being due to the smaller number of candidates appearing for the examination and the latter to the disposal of a portion of the promissory notes during the last year. The Boiler Fund has now to its credit Government promissory notes of the nominal value of Rs. 1,00,000. A portion of these notes will be sold during the current year to meet the deficit of the year under report and that of the current year.
- Examinations. 5. Four examinations were held at Bombay and four at Karáchi. At Bombay 210 out of 699 examinees were declared to have passed, and at Karáchi 21 out of 52. At Aden three examinations were held for 3rd class certificates.

8.—Trade.

- For details see—(1) Reports on the Maritime Trade of the Bombay Presidency and of the Province of Sind.
(2) Annual Statement of the Sea-borne Trade and Navigation of the Bombay Presidency.
(3) Annual Statement of the Sea-borne Trade and Navigation of British India with the British Empire and Foreign Countries.
(4) Annual Statement of the Coasting Trade and Navigation of British India.
(5) Review of the Trade of India.
(6) Statistics of British India, Part II.
(7) Report on the External Land Trade of Sind.
(8) Accounts relating to the Trade by land of British India with Foreign Countries.

- (9) Report on the Rail-borne Trade of the Bombay Presidency excluding Sind.
 (10) Accounts of the Trade carried by Rail and River in India.
 (11) Report on the Trade and Navigation of the Port of Aden.

(1) PRESIDENCY PROPER.

SEA-BORNE TRADE.

The aggregate value of the total trade of the Bombay Presidency excluding Sind was Rs. 156·3 crores, showing a fall of Rs. 60·31 crores as compared with the total trade of the previous year. This decrease, which is attributable to the effects of the war, comprises a fall of Rs. 57·41 crores in private trade and of Rs. 2·89 crores in Government transactions, which declined from Rs. 7 crores to Rs. 4·11 crores owing to cessation of imports of silver for coinage. The fall in private trade comprises a shrinkage of Rs. 53·05 crores in foreign trade and of Rs. 4·36 crores in the coasting trade. The steady expansion of the foreign trade in private merchandise was naturally arrested and the value fell below that of the year 1910-11. The actual figure, Rs. 95 crores, is less than last year's figure by Rs. 36½ crores, to which decreased imports contributed Rs. 16½ crores, exports Rs. 19½ crores and re-exports Rs. 1 crore. In 1913-14 the trade with Germany was valued at Rs. 11 crores and with Austria-Hungary at Rs. 4·37 crores; in the current year these figures fell away by Rs. 5·91 crores and Rs. 2·43 crores, respectively. Moreover, since the outbreak of war trade with Belgium has ceased entirely and that with France has been greatly curtailed. For the second year in succession the value of treasure imported and exported contracted by Rs. 16 crores. The war, while it has greatly affected the movements of gold, has not interfered widely with its production, although decreased production in the Transvaal led to a slight decline in the world's output. Imports of gold on private account, which had fallen by Rs. 13 crores in 1913-14, again fell by Rs. 15·35 crores. The decrease under bullion was Rs. 6·57 crores and that under sovereigns Rs. 8·7 crores. The fall is explained by the fact that the United Kingdom, Egypt and Australia—and indeed nations and governments the world over—were naturally occupied in conserving and increasing their stocks of gold. Exports of gold bullion, consisting mainly of the produce of the Indian mines, were reduced by Rs. 1·93 crores to Rs. 1·5 crores, and there was a fall of Rs. 30 lakhs in the value of sovereigns exported to Bahrein Islands, Arabia and the Straits Settlements. There were practically no imports of gold on Government account; while sovereigns to the value of Rs. 80·7 lakhs were shipped with the expeditionary forces. Imports of silver on private account rose by Rs. 2 crores to Rs. 8·68 crores, but exports fell by Rs. 70 lakhs owing to the cessation of the demand for British dollars in China. There were no imports of silver bullion on Government account for coinage. Exports of silver on Government account consisted of Government of India rupees to the amount of Rs. 83½ lakhs, which were mainly sent with the expeditionary forces. After the disposal of the silver once held in London by the defunct Indian Specie Bank, the London market for a while regained its normal conditions which, owing to the enormous speculative commitments for a rise of certain operators, had not prevailed for three years. But normal conditions were again upset by the outbreak of the war. At the end of June the price of silver was as high as 26*d.*; at the close of December it was only 22½*d.* The curtailment of credit and the heavy fall in the prices of raw textiles—cotton, jute and silk—combined with a greatly diminished demand from the East contributed materially towards this reduction of price. The lowness of the quotations, which ranged very much below the average obtaining since the closing of the Indian Mints, stimulated the importation of silver into Bombay on a large scale. Indeed, had it been possible to deal for forward delivery, speculators in India would have been ready to take considerably larger quantities than they did. But the determination of London and America to keep resources liquid did much to prevent the locking up of cash which the stocking of silver would have involved. Some of the articles previously imported from Germany and Austria-Hungary are now being replaced by importations from other countries, notably from Japan. Since the outbreak of war imports of *iron and steel* from America have increased; while Japan has supplied *copper and yellow metal sheets, Portland cement, glass lamps, chimneys, bottles and jars, glass bangles and enamelled ware* in considerably larger quantities. The quality of *Japanese copper and yellow metal sheets* is said to be similar to that of the German article, but the price is a few annas lower. *Japanese glass bangles* are known as "reshmy" or "silky", and they are more brittle than the Austrian product. Japan has, moreover, made good all the deficiency in imports of cheap *Austrian and Belgian matches*. The prices of the *Japanese matches* are still somewhat higher than those of the Austrian and Belgian articles, but the quality of late has greatly improved. The value of Indian produce and manufactures exported dropped by Rs. 19·26 crores to Rs. 46·82 crores. The trade is practically monopolised by *raw cotton, seeds, cotton twist and yarn, grain, pulse and flour, and raw wool*, which represent 86½ per cent. of the total exports and which all show substantial decreases. The cessation of export of *opium* resulted in a fall of Rs. 1·4 crores.

A.—CHIEF PORT—BOMBAY.

The total trade of the Port of Bombay, exclusive of Government transactions, was valued at Rs. 145·47 crores, a decrease of Rs. 56·88 crores from the previous year. Including Government transactions the total trade was Rs. 149·52 crores. The aggregate value of the trade of the port decreased by 31 per cent. Owing to the scarcity of tonnage freights rose from 12 a ton in July 1914 to 60 a ton in March 1915.

(i) Foreign Trade.

General.

1. The aggregate value of the private foreign trade amounted to Rs. 115.6 crores, a decrease of 53.06 crores. The general course of foreign trade is shown in the following table :—

Articles.	1910-1911.	1911-1912.	1912-1913.	1913-1914.	1914-1915.	Increase or decrease in 1914-1915.
	Rs.	Rs.	Rs.	Rs.	Rs.	Rs.
	Lakhs.	Lakhs.	Lakhs.	Lakhs.	Lakhs.	Lakhs.
IMPORTS.						
I.—Food, drink and tobacco ...	6,23.77	5,89.81	6,74.70	6,64.30	5,05.26	- 1,57.04
II.—Raw materials and articles mainly un-manufactured ...	4,49.84	6,60.72	7,93.42	5,77.91	4,74.75	- 1,03.16
III.—Articles wholly or mainly manufactured...	35,18.30	35,25.46	40,63.03	48,55.70	34,82.02	- 13,73.68
IV.—Miscellaneous and unclassified (including parcel post) ...	1,42.71	1,57.97	1,45.12	1,56.03	1,45.66	- 10.37
Total, Imports ...	47,34.12	49,33.96	56,76.27	62,51.94	46,07.69	- 16,44.25
EXPORTS.						
<i>Indian Produce and Manufactures.</i>						
I.—Food, drink and tobacco ...	3,20.98	3,89.80	5,47.13	5,54.02	2,95.82	- 2,58.20
II.—Raw materials and articles mainly un-manufactured ...	42,53.27	38,69.07	31,92.01	46,25.91	34,57.92	- 11,67.99
III.—Articles wholly or mainly manufactured...	13,37.53	16,34.21	17,88.25	13,59.75	8,77.34	- 4,82.41
IV.—Miscellaneous and unclassified (including parcel post) ...	65.51	58.36	50.60	69.41	51.39	- 18.02
Total, Indian produce and manufactures...	59,77.29	59,51.44	55,77.99	66,09.09	46,82.47	- 19,26.62
<i>Foreign Merchandise.</i>						
I.—Food, drink and tobacco ...	44.23	65.05	37.84	43.20	53.52	+ 10.32
II.—Raw materials and articles mainly un-manufactured ...	33.65	27.10	33.27	31.95	22.85	- 9.10
III.—Articles wholly or mainly manufactured...	2,33.66	2,60.95	2,56.40	2,56.07	1,47.80	- 1,08.27
IV.—Miscellaneous and unclassified (including parcel post) ...	14.75	4.03	6.44	7.03	4.59	- 2.44
Total, Foreign merchandise ...	3,26.29	3,57.13	3,33.95	3,38.25	2,28.76	- 1,09.49
Total, Exports ...	63,03.58	63,08.57	59,11.94	69,47.34	49,11.23	- 20,36.11

Imports.

2. During the first four months of peaceful trading imports had advanced in value by nearly Rs. 2 lakhs, exports by Rs. 4.72 crores and re-exports by nearly Rs. 1 lakh; while in the remaining eight months imports declined by Rs. 16.46 crores, exports by Rs. 23.99 crores and re-exports by Rs. 1.1 crores. In all the four classes there has been a fall. In class I the decrease is due solely to *sugar*, imports of which fell by 2,613,671 cwts. in quantity and by Rs. 1.81 crores in value. In class II the largest decline was in the imports of *precious stones and pearls, unset, and coal, coke and patent fuel* which fell by Rs. 87 lakhs and Rs. 19½ lakhs respectively. The most important trade headings are grouped in class III which represents more than 75 per cent. of the total import trade. The fall has been distributed over the articles in this class as follows :—*Yarn and textile fabrics* Rs. 7.27 crores, *iron and steel* Rs. 1.11 crores, *other metals* Rs. 1.36 crores, *cutlery, hardware, implements and instruments* Rs. 76 lakhs, *dyes and colours* Rs. 51 lakhs, *glassware and earthenware* Rs. 50 lakhs, *machinery and belting* Rs. 59 lakhs, *railway plant and rolling-stock* Rs. 48 lakhs and *apparel* Rs. 40 lakhs. An examination of individual items shows that imports of *coal* fell by 119,904 tons in quantity and Rs. 19.21 lakhs in value. The Transvaal alone showed an increase. Imports of *dyeing and tanning substances* fell by 50 per cent. to Rs. 49.59 lakhs. This is of course largely due to the entire cessation of imports of *aniline and alizarine dyes* and *synthetic indigo* from Germany. *Machinery and mill-work* showed a decline of Rs. 53 lakhs to Rs. 2.55 crores. *Electrical machinery* and *sewing and knitting machines* are the only items which do not show a decrease. Imports of *metals and ores* fell by Rs. 2.47 crores to Rs. 4.69 crores. *Oils* showed a slight decrease of Rs. 6.13 lakhs. Imports of *kerosene* from Burma, however, increased by Rs. 2,40,241. Burma oil, of which 20 million gallons were received, has kept ahead of foreign oil both in quantity and value. Imports of *railway plant and rolling stock* fell by Rs. 48 lakhs to Rs. 3½ crores. The share of the United Kingdom in this trade is 95.5 per cent. Imports of *sugar* fell by Rs. 1.82 crores. Mauritius and Java contributed the largest shares of this decrease. Imports from Japan and Hong-Kong however advanced by Rs. 1.78 lakhs and Rs. 2.8 lakhs respectively. A special feature was the arrival of Egyptian *sugar* valued at Rs. 5.8 lakhs. Imports of *beet sugar* from Austria-Hungary fell by 288,809 cwts. Imports of *foreign teas* have again risen by

640 thousand lbs. Imports from Calcutta however fell considerably and the figures are the lowest on record. Imports of *cotton manufactures* fell by 5·2 crores to 11·31 crores and those of *twist and yarn* by Rs. 16·15 lakhs to Rs. 1·33 crores, the fall being specially marked in *coloured piece-goods*. Imports of *raw silk* have risen by Rs. 2·8 lakhs to Rs. 99½ lakhs owing to larger arrivals from Japan. But shipments from China and Hong-Kong, which are still the chief sources of supply, have declined. Imports of *silk manufactures* decreased by Rs. 70 lakhs to Rs. 1·56 crores. Imports of *raw wool* fell by 1·66 lakhs and of *woollen manufactures* by Rs. 84 lakhs. Imports of *teak* from Siam rose by Rs. 2·79 lakhs. Java also supplied teak in larger quantities. Imports of *deal and pinewood* from European countries fell by Rs. 3·31 lakhs.

3. Foreign merchandise re-exported from Bombay fell in value by Rs. 1·1 crores to Rs. 2·28 crores. Re-exports of *cotton manufactures* declined by Rs. 60½ lakhs. Shipments of *refined sugar* however advanced by Rs. 14½ lakhs owing to the persistent demands of the United Kingdom. Re-exports.

4. The value of Indian produce and manufactures exported fell by Rs. 19·27 crores to Rs. 46·82 crores. All the main articles of export show substantial decreases, but the exports of *raw cotton*, though falling in total value by Rs. 4½ crores by reason of the decline in prices, increased in quantity by 154,000 cwts., thus exceeding even last year's record figure. Exports of *cotton seed* declined by 69,000 tons. There was a large decrease in the exports of *Indian yarn* amounting to 58 million lbs. in quantity and Rs. 3·17 crores in value. *Cotton piece-goods* decreased by Rs. 31·78 lakhs. Exports of *raw wool* decreased by Rs. 10 lakhs. The decrease is due to restrictions placed by Government upon exports. Exports of *seeds*, which rank second only to cotton in the export statistics, amounted to 9 million cwts., or 13·71 per cent. of the total export trade and decreased by Rs. 6·13 crores in value. Shipments of *grain, pulse and flour* fell by Rs. 2·6 crores in value. The principal item is *wheat*, exports of which declined by 224,000 tons in quantity and Rs. 2·46 crores in value. The larger demands from Africa and the Red Sea, however, led to an advance in the exports of *jowdri and bdjri* by Rs. 24·45 lakhs. Exports of *metals and ores* declined by Rs. 44·28 lakhs. The chief item is *manganese ore* which alone is responsible for a decrease of Rs. 41·16 lakhs. In pursuance of diplomatic engagements with China, exports of *opium* have entirely ceased. Exports of *leather, hemp, tea and dyeing substances* showed slight increases. Exports proper.

5. The chief features in the movements of *treasure* have already been touched upon in paragraph 1 of this report. The net imports of gold were valued at Rs. 8 crores only as against Rs. 21·14 crores in 1913-14. As in the previous years, the United Kingdom supplied practically all the *bar gold* for purposes of private trade, and Egypt most of the *sovereigns*. As regards *silver*, the increase in the imports of *bar silver* has more than made up the fall noticed last year. The net imports of *silver* amounted to Rs. 8·28 crores or an increase of nearly Rs. 2½ crores. The total value of *treasure* imported and exported on Government account fell from Rs. 3·8 crores to Rs. 1·67 crores. The imports, which consisted of *Government of India rupees*, amounted to Rs. 2 lakhs only; and the value of exports, consisting of *sovereigns* and *Government of India rupees* shipped with the expeditionary forces, amounted to Rs. 1·64 crores. Treasure.

6. The war has, of course, effected some striking changes in the shares of the two main geographical divisions of trade, namely the British Empire and continental Europe. The share of the former has risen from 45 per cent. to 49 per cent., while that of the latter has fallen from 28 per cent. to 21 per cent. The share of foreign countries in Asia, which absorb nearly one-fourth of the total trade, has risen by 1½ per cent. only. Imports from the *United Kingdom*, which amount to 62 per cent. of the total import trade, fell by Rs. 7·6 crores or 21 per cent. owing chiefly to the smaller arrivals of *cotton piece-goods, railway plant and rolling stock and metals*. Exports also fell by Rs. 71 lakhs owing to smaller shipments of *wheat and cotton seed*. As regards *British Possessions* imports declined by Rs. 95·73 lakhs owing mainly to shorter receipts of *sugar* from Mauritius and of *pearls* from Bahrein Islands. Exports also show a large decrease amounting to Rs. 3·19 crores for which the cessation of exports of *opium* and smaller shipments of *cotton twist and yarn* to Hong-Kong are responsible. Imports from *continental Europe* fell by Rs. 6·64 crores and exports by Rs. 9·7 crores. This abnormal decrease is, of course, explained by the stoppage of trade with enemy countries and the large falling off in that with neutrals. It is, however, of some interest to note that shipments to Spain, Sweden and Switzerland expanded, while Russia and Norway increased both their imports and exports. With regard to the trade with *Asia* imports show a decrease of Rs. 1·37 crores, due chiefly to smaller arrivals of *sugar* from Java. Exports declined by Rs. 6 crores owing to contracted shipments of *cotton yarn* to China and to reduced prices of *raw cotton*, though the latter commodity was exported in large quantities to Japan. Among foreign countries in Asia, Japan occupies the predominant position, her share being 4 per cent. in the imports and 26 per cent. in the exports. Japan's percentage of the whole trade has risen from 10·78 in 1912-13 and 13·98 in 1913-14 to 15·8 per cent. in the year under review. The trade with *Africa* is comparatively small. Imports show a small increase while exports have fallen by Rs. 43 lakhs. *America's* share in the total trade has risen from 2 per cent. to 2½ per cent. owing to an expansion in imports, but exports have dropped by Rs. 27½ lakhs. Distribution of trade.

7. Imports on Government account advanced from Rs. 79·67 lakhs to Rs. 93·15 lakhs owing to larger receipts of *hardware, machinery and telegraph materials*. Imports of *Government transactions*.

arms, ammunition and military stores declined markedly. Exports rose from Rs. 5.42 lakhs to Rs. 32.32 lakhs, chiefly as a result of the despatch of supplies to the Persian Gulf and East Africa for the use of the expeditionary forces.

Shipping.

8. The number of vessels, steam and sailing, engaged in foreign trade decreased by 256 to 1,419 and their burthen by 851,543 tons to 3,378,080 tons or by 20 per cent. The distribution of tonnage according to flag shows significant changes. The share of Great Britain, which had declined for two years past, rose by 6 per cent. to 71 per cent. Japan comes next with a percentage that has advanced from 6 per cent. to 10 per cent., while the share of Germany has fallen from 11 per cent. to 4 per cent. and that of Austria-Hungary from 8 per cent. to 3 per cent. The share of France also shows a loss of 3 per cent.

(ii) Coasting Trade.

General.

1. The aggregate value of the coasting trade of the chief port shows a decline of Rs. 3.82 crores to Rs. 29.87 crores. Both imports and exports have fallen, the former by Rs. 2.57 crores to Rs. 17.32 crores and the latter by Rs. 1.25 crores to Rs. 12.55 crores. The decline in imports is due to smaller arrivals from Káthiáwár (- Rs. 1.18 crores), Bengal (- Rs. 82 lakhs), Burma (- Rs. 18 lakhs), Goa (- Rs. 27 lakhs) and the continental ports (- Rs. 21 lakhs). Imports from Cutch and Sind have advanced by Rs. 11 lakhs and Rs. 19 lakhs respectively. Smaller shipments to Bengal (- Rs. 82 lakhs) and Madras (- Rs. 47 lakhs) have materially contributed to the decline in the export trade. Shipments to Sind and Cutch, on the other hand, have improved by Rs. 31 lakhs and Rs. 11 lakhs respectively.

Imports.

2. More than half of the import trade is represented by *raw cotton* (Rs. 5.56 crores), *grain, pulse and flour* (Rs. 3.68 crores), *coal* (Rs. 96 lakhs) and *kerosene oil* (Rs. 93 lakhs). The value of almost all the principal articles has fallen. Imports of *cotton (raw)* declined by Rs. 1.37 crores owing to smaller arrivals from Káthiáwár (- Rs. 1 crore) and Sind (- Rs. 31 lakhs) though imports from Cutch improved by Rs. 10 lakhs. The fall of Rs. 7½ lakhs under *grain, pulse and flour* is explained by a decline of Rs. 9 lakhs in the imports of *jowár and bájra* from Sind and of Rs. 12 lakhs in those of *rice* from Burma. Arrivals of *wheat* from Sind and Goa have, however, improved by Rs. 26 lakhs and Rs. 11 lakhs respectively. Imports of *coal*, exclusively from Bengal, have receded by Rs. 15 lakhs; but those of *kerosene oil* from Burma show a small expansion. Imports of *jute manufactures*, entirely of Bengal origin, declined by Rs. 58 lakhs, while those of *ghi* from Káthiáwár advanced by Rs. 11 lakhs. Fluctuations in other articles call for no special remarks.

Exports.

3. *Cotton piece-goods*, which represent the greater portion of this branch of the trade, declined by Rs. 1.3 crores in the preceding year and have again declined by Rs. ½ crore to Rs. 5.21 crores. Shipments to Bengal contracted by Rs. 31 lakhs and those to Madras by Rs. 14 lakhs, but the Sind trade expanded by Rs. 12 lakhs. Exports of *cotton twist and yarn* further receded from Rs. 1.44 crores to Rs. 1.16 crores, shipments to Bengal having fallen by Rs. 35 lakhs. Exports of *raw cotton* declined by Rs. 14 lakhs as Bengal and Madras took smaller supplies. A fall of Rs. 18 lakhs in the exports of *sugar* is accounted for by diminished shipments to Káthiáwár and the continental ports. The only head which shows a recovery from a fall in the previous year is *grain, pulse and flour*, exports of which rose by Rs. 23 lakhs to Rs. 1.45 crores. This was due to a greater demand for *rice* from Cutch, Káthiáwár, Goa and the continental ports.

Treasure.

4. Imports and exports of *treasure* declined by Rs. 2.44 lakhs to Rs. 5.69 lakhs. Government imports, consisting mainly of *Government of India rupees*, were valued at less than Rs. ½ lách as against Rs. 1.74 lakhs in the previous year. Exports also declined from Rs. 2.08 crores to Rs. 1.02 crores. The principal export transactions by Government were the shipments of *Government of India rupees* of the value of Rs. 22 lakhs to Cutch and of *sovereigns* valued at Rs. 75 lakhs to Burma.

Government transactions.

5. The aggregate value of the imports and exports of Government stores declined from Rs. 23.32 lakhs to Rs. 11.07 lakhs.

Shipping.

6. The number of vessels engaged in the coasting trade decreased from 77,596 to 69,054 with a fall in tonnage from 4,931,387 to 4,185,848 tons. The number of vessels entered declined from 47,587 to 43,824 and their burthen from 2,378,183 to 2,015,978 tons. Vessels clearing numbered 25,230 with a tonnage of 2,169,870 tons, showing a decrease of 4,779 vessels and of 383,334 tons.

B.—SUBORDINATE PORTS.

Foreign trade.

1. The total value of the trade advanced from Rs. 1,66,626 to Rs. 2,71,872. *Imports*, which consist chiefly of *dates* (Rs. 2,24,399) from Bassorah, *coal* (Rs. 10,101) from the United Kingdom and South Australia and *stone and marble* (Rs. 13,937) from Muskat, advanced in value from Rs. 1,44,550 to Rs. 2,49,476. *Exports*, consisting chiefly of *jowár and bájra* (Rs. 19,215) to other Native States in Arabia, also advanced from Rs. 22,076 to Rs. 22,396. The number of vessels (all native craft) engaged in this trade was 39 of 1,868 tons as against 80 of 4,917 tons in the previous year.

Coasting trade.

2. The total value of the private trade declined from Rs. 7.24 crores to Rs. 6.69 crores, of which 43 per cent. represented the value of the trade with the chief port, Bombay. *Imports* declined by Rs. 14 lakhs to Rs. 3.2 crores and *exports* by Rs. 40 lakhs to Rs. 3.47 crores. Except in the case of Uran range the trade of all the five ranges into which the

subordinate ports of the Presidency are divided has declined. *Spices* are the principal articles of trade in Kánara; *grain and pulse* in Ratnágiri; *salt, liquor and mowra flowers* in Uran; *salt, rice and wood* in Thána, and *raw cotton* in Surat. The value of *treasure* on private account, chiefly consisting of *Government of India rupees*, declined from Rs. 95,896 to Rs. 81,835. Government transactions in *treasure* advanced from Rs. 23,699 to Rs. 3,53,464, and the value of *stores* rose from Rs. 1,64,186 to Rs. 1,89,857. The total number of vessels engaged in the interportal trade was 128,869 of 2,674,887 tons as against 138,461 of 3,008,578 tons in the previous year.

LAND TRADE OF THE PRESIDENCY PROPER.

The aggregate traffic by rail, internal as well as external, fell from 1,930 lákhs of maunds to 1,741 lákhs of maunds or by 9·8 per cent. in volume and from Rs. 142·2 crores to Rs. 114·7 crores or by 19·4 per cent. in value. As compared with the average of the previous five years it showed an increase of 157 lákhs of maunds in volume but a decrease of Rs. 3·15 crores in value.

(i) External Trade.

1. The total quantity of merchandise imported from the external blocks declined from 956 lákhs of maunds to 811 lákhs of maunds in volume and by Rs. 16·5 crores in value. In contrast to the previous year, there was a rise in the imports of food-grains other than *wheat and pulses* and a fall in most other commodities. The imports of *jowári and bájri* (36·5 lákhs of maunds) increased by 3 lákhs, owing to the larger receipt of supplies into Bombay Port from the Nizam's Territory and into Gujarát from the Nizam's Territory, Rájputána and United Provinces. There was a decline in the imports from Rájputána into Bombay Port and the North Deccan from United Provinces into Bombay Port and the Deccan and from the Nizam's Territory into the East and West Deccan. *Clean rice* (13·7 lákhs of maunds) was imported in larger quantity from Madras, Nizam's Territory and Bengal but the supplies from the Central Provinces fell off. *Wheat flour* (1 lákhs of maunds) increased by 65,000 maunds from the Punjab. Imports of *wheat* into Bombay Port fell to one-fourth of the previous year owing to smaller transactions with the Central Provinces, Rájputána and United Provinces, though the trade with the Punjab showed a considerable rise. The rest of the Presidency received 10·8 lákhs of maunds, about four-fifths of last year's supply. Imports of *gram and pulse* (30 lákhs of maunds) declined by 12·5 lákhs of maunds owing to smaller supplies from the Central Provinces, United Provinces and Rájputána into Bombay Port, Gujarát and Deccan. The Punjab, however, sent larger quantities to Bombay Port, Deccan and Southern Marátha Country. Imports of *raw cotton* (73·86 lákhs of maunds) showed a decline of 25 lákhs of maunds owing to shorter supplies from all provinces except Madras and Mysore. Trade in *oil-seeds* (81·5 lákhs of maunds) declined by 104 lákhs of maunds or 56 per cent. owing to the disorganization of trade due to the outbreak of the war. There was some increase in the receipts of cotton seed from the Nizam's Territory, groundnuts from Madras and miscellaneous seeds from the Central Provinces and Nizam's Territory. But in other oil-seeds there was a general decline. Imports of *coal and coke* (291·5 lákhs of maunds) advanced by 87·5 lákhs of maunds owing to the dearth of foreign coal. The trade in *metals* (95·8 lákhs of maunds) fell off by 63·6 lákhs of maunds owing mainly to shorter receipts of metallic ore from the Central Provinces and Rájputána into Bombay Port and from Madras into Goa though the imports from Mysore into Goa showed some increase. *Fodder, hides, gunny bags, liquors, dried fruits and nuts, and chillies* showed some expansion but the receipts of *oil-cake* from the Central Provinces, *gul* from Madras and Mysore, *ghi* from Rájputána and Central Provinces and *tobacco* from Madras more or less declined.

2. The export trade (289 lákhs of maunds), when compared with the last year, showed a decrease of 7·9 per cent. in quantity and 11 per cent. in value. Exports of *coal and coke* (3·9 lákhs of maunds) receded owing to shorter supplies from Goa and Southern Marátha Country to Madras and Mysore. The trade in *foreign yarn* (2·9 lákhs of maunds) was stationary but *Indian yarn* (6 lákhs of maunds) was sent in larger quantity to Bengal, Rájputána and Punjab. *Foreign piece-goods* (14·7 lákhs of maunds) were exported to a smaller extent to all provinces except Bengal, Bihár and Mysore but part of the deficit was made up by larger consignments of *Indian articles* (10 lákhs of maunds). Central Provinces, Mysore and Calcutta received larger consignments of *wheat and wheat flour* (7·38 lákhs of maunds), United Provinces, Rájputána, Central Provinces and Punjab of *jowári and bájri* (3·7 lákhs of maunds), Madras, Punjab and Rájputána of *gram and pulse* (4·7 lákhs of maunds), and United Provinces, Rájputána and Punjab of *miscellaneous grains* (2 lákhs of maunds). Exports of *metals* (26·2 lákhs of maunds) to the United Provinces, Punjab, Central Provinces and Rájputána declined. Dealings in *machinery and mill-work* (3·1 lákhs of maunds) with Rájputána, United Provinces and Calcutta increased. The trade in *kerosene* (18·4 lákhs of maunds) steadily advanced. Gujarát, North Deccan and East Deccan sent out larger consignments of *cotton seed* (8·6 lákhs of maunds) to Rájputána, Punjab and Madras, and dealings in *sesame, rape-seed and groundnuts* (4·8 lákhs of maunds) showed a general rise. Exports of both refined and unrefined *sugar* (7·8 lákhs of maunds) fell heavily. Among other articles the trade in *alissarine and aniline dyes, hides and sheep-skins, ghi* from Bombay Port and Southern Marátha Country, and *chillies* greatly receded, while that in *opium, dried fruits and nuts, and ghi* from Gujarát showed some expansion.

(ii) Local Trade.

This branch of the trade consists chiefly of transactions between the Bombay Port and the rest of the Presidency. The trade fell from 660 lakhs of maunds in the previous year to 641 lakhs of maunds or by 2.9 per cent. *Coal and coke* (44.8 lakhs of maunds), *oil-seeds* (44.9 lakhs of maunds), *railway materials* (24.8 lakhs of maunds), *metals* (32.7 lakhs of maunds), *raw cotton* (45.6 lakhs of maunds), *sugar* (23.7 lakhs of maunds) and *tobacco* (2.3 lakhs of maunds) principally contributed to the decline. On the other hand, transactions in *food-grains* (82.6 lakhs of maunds), *mineral substances* (92 lakhs of maunds), *provisions* (9.5 lakhs of maunds), *oils* (20.9 lakhs of maunds) and *salt* (15.7 lakhs of maunds) improved more or less.

(2) SIND.

SEA-BORNE TRADE.

General.

The total value of the sea-borne trade of the province fell by Rs. 12.09 crores to Rs. 44.35 crores. Foreign imports fell by Rs. 5.42 crores, foreign exports by Rs. 6.48 crores and coasting trade by Rs. 18.69 lakhs.

A.—CHIEF PORT—KARA'CHI.

(i) Foreign Trade.

General.

1. The total foreign trade of the port exclusive of Government transactions fell from Rs. 43.09 crores to Rs. 31.97 crores. Imports fell by Rs. 4.59 crores to Rs. 11.85 crores and exports by Rs. 6.53 crores to Rs. 20.12 crores. The general course of foreign trade is shown in the following table:—

Articles.	1910-1911.	1911-1912.	1912-1913.	1913-1914.	1914-1915.	Increase or decrease in 1914-1915.
	Rs.	Rs.	Rs.	Rs.	Rs.	Rs.
IMPORTS.						
I.—Food, drink and tobacco ...	3,19,56,506	3,24,87,558	3,75,00,554	3,99,06,893	3,17,53,604	- 81,53,289
II.—Raw materials and produce and articles mainly un-manufactured ...	47,20,193	64,37,589	61,16,545	64,03,163	54,33,040	- 9,70,123
III.—Articles wholly or mainly manufactured ...	7,82,30,210	9,29,13,823	10,70,72,936	11,59,72,433	7,83,91,078	- 3,75,81,355
IV.—Miscellaneous and un-classified ...	3,33,102	4,07,729	4,53,668	4,89,252	3,52,792	- 1,36,460
Total, Imports ...	11,52,40,011	13,22,46,699	15,11,43,703	16,27,71,741	11,59,30,514	- 4,68,41,227
Treasure ...	1,12,00,265	99,00,503	26,58,941	16,10,641	25,56,338	+ 9,45,697
Grand total of imports ...	12,64,40,276	14,21,47,202	15,38,02,644	16,43,82,382	11,84,86,852	- 4,58,95,530
EXPORTS.						
<i>(Foreign Merchandise.)</i>						
I.—Food, drink and tobacco ...	13,52,761	55,69,824	15,43,090	10,54,978	51,34,016	+ 40,79,038
II.—Raw materials and produce and articles mainly un-manufactured ...	25,78,982	25,22,093	53,69,582	42,27,081	43,28,926	+ 1,01,845
III.—Articles wholly or mainly manufactured ...	10,37,062	9,70,261	10,59,198	12,54,491	12,47,115	- 7,376
IV.—Miscellaneous and un-classified ...	11,297	13,632	45,850	32,216	26,772	- 5,444
Total, Foreign merchandise ...	49,80,102	90,75,810	80,17,720	65,68,766	1,07,36,829	+ 41,68,063
<i>(Indian Produce and Manufactures.)</i>						
I.—Food, drink and tobacco ...	10,77,41,730	15,20,98,309	19,63,54,213	13,00,57,943	9,94,89,737	- 3,05,68,206
II.—Raw materials and produce and articles mainly un-manufactured ...	10,62,99,612	8,36,78,670	12,18,58,732	12,69,06,464	8,90,04,839	- 3,79,01,625
III.—Articles wholly or mainly manufactured ...	17,98,961	18,53,757	17,17,143	13,76,892	11,75,998	- 2,00,894
IV.—Miscellaneous and un-classified ...	2,45,167	3,50,540	2,62,912	4,52,783	4,19,231	- 33,552
Total, Indian produce and manufactures ...	21,60,85,470	23,79,81,276	32,01,93,000	25,87,94,082	19,00,89,805	- 6,87,04,277
Total, Exports ...	22,10,65,572	24,70,57,086	32,82,10,720	26,53,62,848	20,08,26,634	- 6,45,36,214
Treasure ...	39,92,909	33,94,154	4,92,473	11,50,515	3,82,836	- 7,67,679
Grand total of exports ...	22,50,58,481	25,04,51,240	32,87,03,193	26,65,13,363	20,12,09,470	- 6,53,03,893

2. Imports show a decrease under almost every head, there being few exceptions. An examination of individual items shows that imports of *coal* fell by 18,973 tons in quantity and Rs. 3.21 lakhs in value. All countries shared in this decrease. *Dyeing and tanning materials* fell by 46 per cent. to Rs. 2.47 lakhs. *Machinery and mill-work* showed a decrease of Rs. 3.34 lakhs to Rs. 18.53 lakhs. This is more than accounted for by the fall in *sewing and knitting machines*, which curiously enough showed a rise in Bombay. *Prime movers, electrical machinery and textile machinery* on the other hand showed a rise of nearly Rs. 2 lakhs. Imports of *metal and ores* fell by Rs. 26.47 lakhs to Rs. 79.56 lakhs. *Mineral oils* decreased by Rs. 4.67 lakhs in value, but increased in quantity by 10.35 lakhs of gallons. This is due to large imports of *fuel oil*, imported from Persia for use on the railway. There was a small decrease in *railway plant and rolling stock* of Rs. 44,065 amounting to 1 per cent. only. Imports of *sugar* decreased by Rs. 73.52 lakhs, *cotton manufactures* by Rs. 2.64 crores, *cotton twist and yarn* by Rs. 1 lakh, *silk (raw and manufactured)* by Rs. 4½ lakhs, *wool* by Rs. 36.13 lakhs, and *wood and timber* by Rs. 2.1 lakhs.

3. The figures of foreign merchandise re-exported show a notable rise of Rs. 41.68 lakhs or 63 per cent. and are the highest on record. The increase is mainly due to shipments to Persia and Arabia being made *via* Karachi instead of direct from Europe, owing to disturbances caused by the war. The most important increase was in *sugar* which showed a rise of Rs. 39.12 lakhs or 519 per cent. in value. Most of this was re-exported to the United Kingdom.

4. The value of Indian produce and manufactures exported fell by Rs. 6.87 crores to Rs. 19 crores. The heaviest fall, 75 per cent., was in *barley*. There was an increase of 79 per cent. in the export of *fish*, 74 per cent. in *pulses* and 39 per cent. in *linseed*. Exports of *raw cotton* fell by Rs. 87.26 lakhs. This heavy fall was largely due to a collapse in prices. There was an increase of Rs. 45,602 in the exports of indigo, owing to the cessation of exports of coal tar dyes from Germany.

5. The net imports of gold including imports by rail from Bombay amounted to Rs. 83.27 lakhs, an increase of Rs. 26.32 lakhs. Imports of silver bullion showed a rise of Rs. 3.88 lakhs.

6. The share of the *British Empire* rose from 49.25 per cent. to 59.97 per cent. owing to the cessation of trade with enemy countries. *Italy's* share rose from 1.84 per cent. to 4.04 per cent. The shares of the various countries in *Asia, Africa and America* also increased slightly.

7. Imports on Government account declined from Rs. 3.73 crores to Rs. 2.9 crores. The decrease was most marked in *coal and railway material*. There was a rise of Rs. 2.77 lakhs or 333 per cent. in re-exports due to large shipments of *telegraph materials* to Persia and of Rs. 2.1 lakhs or 205 per cent. due to the export of other military supplies to Gulf ports.

8. The number of vessels engaged in foreign trade which entered the ports of the province decreased from 551 to 438 and their tonnage from 969,074 to 629,085. The number engaged in coasting trade decreased from 3,486 to 3,182 and their tonnage from 1,032,783 to 953,296. The number of steamships entering fell by 171 to 731, the decrease in tonnage being 415,622. Of the total number of steamships, 629 were British, 35 British-Indian, 17 German and 12 Austrian. After the first four months German and Austrian vessels dropped out of the trade.

(ii) Coasting Trade.

The total value of the coasting trade, including treasure but excluding Government transactions (both in stores and treasure), showed a fall of Rs. 15,95,777 or nearly 2 per cent., but a rise of Rs. 57,00,182 or 7 per cent. in the quinquennium. The decline was from Rs. 8,83,06,885 in 1913-14 to Rs. 8,67,11,108 in 1914-15. There was a slight increase of Rs. 1.65 lakhs or 0.34 per cent. in the total value of imports of *Indian produce and manufactures*. The largest increase, Rs. 14.34 lakhs, was furnished by *cotton piece-goods*. Exports of Indian produce and merchandise decreased by Rs. 45.19 lakhs or 17 per cent. The fall occurred chiefly in *raw cotton and food-stuffs*.

B.—SUBORDINATE PORTS.

Keti Bandar and Sirganda.

The trade of the two ports fell by Rs. 1.49 lakhs to Rs. 13.63 lakhs.

SIND EXTERNAL LAND TRADE:

1. The total value of imports and exports, excluding treasure, fell from Rs. 197.71 lakhs to Rs. 176.69 lakhs. The decrease in imports was due largely to a decline of Rs. 18½ lakhs in the import of *raw wool*. Imports of *fruits and nuts* showed a marked rise of Rs. 5.62 lakhs or 40 per cent. Exports of *leather manufactured and European cotton piece-goods* each showed a decline of 2½ lakhs.

2. Imports from Southern and Western Afghanistan fell from Rs. 92.68 lakhs to Rs. 69.77 lakhs, a fall of 24 per cent., and exports fell from Rs. 61.84 lakhs to Rs. 56.06 lakhs, a fall of 9 per cent. The total trade by the Nushki route fell by Rs. 7 lakhs only,

showing that the trade by this route is firmly established. The imports from and exports to Northern and Eastern Afghanistan amounted to Rs. 10.05 lakhs and Rs. 4.26 lakhs as against Rs. 1.12 lakhs and Rs. 0.83 lakh in the previous year, an advance of 795 per cent. and 409 per cent. respectively. The total import and export trade with Baluchistan rose from Rs. 16.98 lakhs to Rs. 17.33 lakhs. Imports from Kelat territory fell from Rs. 4.57 lakhs to Rs. 3.18 lakhs. Exports rose by 66 per cent. Imports from Las Beyla rose by Rs. $\frac{3}{4}$ lakh or 8 per cent. and exports by Rs. 0.63 lakh or 24 per cent. Imports from Persia rose from Rs. 2.62 lakhs to Rs. 3.08 lakhs, a rise of 17 per cent. Exports declined from Rs. 21.63 lakhs to Rs. 16.15 lakhs, a fall of 25 per cent.

(3) ADEN.

The total value of the private sea-borne and land trade of Aden decreased by £1,587,002 to £6,939,609. The sea-borne trade declined by £1,522,745 to £6,681,625, of which Indian trade with a fall of £64,639 accounted for £1,519,155. The decrease was reflected on the import and export sides of both the Indian and foreign trade with the exception that the Indian import trade showed an increase of £27,509 under treasure. The value of the land trade fell from £332,241 to £257,934, both imports and exports showing a decrease. Government transactions rose by £66,315 to £123,981.

I.—SEA-BORNE TRADE.

Imports.

1. The total value of the import trade, exclusive of treasure, decreased by £629,312 to £3,127,652. Class I (Articles of food, drink and tobacco) declined by £226,491 to £1,263,805. The chief items responsible for the decrease were *coffee* (—£85,256), *grain and pulse* (—£32,354), *wheat flour* (—£4,340), *sugar* (—£27,365), *dates* (—£12,406) and *tobacco unmanufactured* (—£58,445). Imports of *wheat* increased slightly in quantity and value; *spices* increased slightly in quantity by 28,151 lbs., but decreased in value by £5,934; while *tea* increased both in quantity and in value owing to large imports from Calcutta especially, and Bombay and Ceylon. The total value of Class II (Raw materials and produce and articles mainly unmanufactured) decreased by £138,895 to £925,545. *Raw hides* decreased in value by £8,540 to £229,639 owing to decreased imports from Italy, East Africa, Somaliland, Mocha and Massowah. The decrease is accounted for by the paucity of demand, and also by the direct shipments carried out from the Benadir Coast to Italy. There was a considerable decrease in *raw skins* amounting in value to £89,006. Owing to the war, prices declined a good deal, and stocks were held back in expectation of an improvement in the market. These speculative holdings affected imports as well as exports. *Wood and timber* and *unmanufactured ivory* decreased by £12,992 and £8,584, respectively. Items showing an advance were *coal and coke* (+ £32,468) and *pearls* (+ £2,025), while *jinjelli seeds* increased in quantity from 42,907 cwts. to 44,649 cwts., but decreased in value from £38,944 to £38,516. Class III (Articles wholly or mainly manufactured) fell in value by £242,695 to £840,656. The chief items of decrease were *yarn and textile fabrics* (—£133,322), *dyed piece-goods* (—£51,116), *grey (unbleached) piece-goods* (—£43,078), *white piece-goods* (—£24,037), *dyeing and tanning substances* (—£22,485) and *silk manufactures* (—£14,755). The total value of Class IV (Miscellaneous and unclassified) decreased by £21,231 to £97,646. *Articles imported by post* fell away by £21,579 to £37,809, while *fodder, bran, etc.*, increased in value from £3,531 to £5,542 or by £2,011. There was also a slight increase in *living animals*, though *horses* again show a further decrease.

Exports.

2. The total value of the export trade, exclusive of treasure, decreased by £659,318 to £2,607,965. As in imports, all classes show decreases, and practically in the same articles. Class I declined by £219,552 to £1,139,733. *Coffee* fell in value by £110,831, *spices* by £13,919, *sugar* by £18,210, *tobacco unmanufactured* by £46,367 and *grain and pulse* by £23,348. *Rice* shows the largest decrease under this head, while *jowari* increased from £166,917 to £181,680; *barley, wheat-flour* and *other grains* also show decreases, but *gram and pulse* increased slightly. *Fruits, dried, etc. (including dates)*, decreased by £13,823 to £58,719. *Salt* increased both in quantity by 7,878 tons and in value by £23,470; the increase is due to larger shipments to Calcutta, and to the fact that the salt works at Shalif were closed, so that Aden derived the benefit. Class II shows a decrease of £261,619 over the previous year's figure of £1,048,656. *Gums and resins* decreased by £44,167, *raw hides* by £44,326 and *raw skins* by £112,838. There was an increase of £4,688 in *oils*. Class III decreased in value from £799,963 to £643,230, or by £156,733, the chief fall being in *textile fabrics* (—£97,081). *Cotton piece-goods grey, dyed* and *white* decreased by £55,922, £28,494 and £10,932 respectively. *Twist and yarn* increased slightly by £855 to £43,572. The value of Class IV declined by £21,414 to £37,965 owing to decreases under *living animals* (£4,114), *articles exported per post* (£12,004) and *specimens illustrative of natural science* (£5,280).

Treasure.

3. The total imports and exports of treasure decreased by £36,551 and £197,564 respectively. *Gold* imports fell by £13,185 and exports by £122,238; *silver* imports and exports also fell by £23,366 and £75,326 respectively. Both imports and exports of Government of India rupees increased.

Distribution.

4. Of the total trade (excluding treasure and Government transactions) of £5,735,617, the British Empire claimed £2,466,700, India's share being £1,208,600 or nearly half

Africa's total was £1,328,070 and Asia comes next with a total of £852,120, the bulk of the trade here being with Muscat, Red Sea and Arabian Gulf ports. The United States of America has a total of £603,250 and Europe £485,480. The percentage of the United Kingdom rose from 9·86 to 12·06, of India from 17·76 to 21·07 and that of the British Empire as a whole from 37·23 to 43. The percentage of continental Europe declined from 12·78 to 8·48. Austria exhibited by far the largest decrease in imports of *sugar, piece-goods, etc.*, and in exports of *hides* chiefly. France and Germany were the next two countries showing large decreases. The African percentage rose from 20·69 to 23·15, but the Asian fell from 18·23 to 14·87. The percentage of the United States of America also fell from 11·07 to 10·52.

5. The number of vessels, steam and sailing, entering the port during the year decreased from 1,529 to 1,204, and the tonnage from 3,925,044 to 3,058,771. The number of British ships fell from 767 to 698, and that of British Indian from 172 to 162. The number of Italian ships rose from 84 to 89, but that of Austrian, French and German fell from 151, 117 and 180 to 49, 107 and 57, respectively. The number of native craft entering the port fell from 1,460 to 1,277 and their tonnage from 43,095 to 37,125. The percentage of the shipping interest of the United Kingdom in the trade of Aden increased from 13·74 to 15·78. The figures for India and Burma rose from 19·29 to 20·35, but British Colonial interests fell from 21·84 to 20·93 and foreign interests from 45·13 to 42·94 per cent. Shipping.

II.—LAND TRADE.

The number of camel-loads of produce imported into Aden from the mainland of Arabia fell from 166,603 to 151,958 and the value of the produce decreased from £173,220 to £137,610. The chief falls were under *coffee, dyeing and tanning materials, grain, grass and karbi, skins raw, provisions and treasure*, while *drugs and medicines, fruits and vegetable fresh, hides raw and jinjelli oil* showed a rise. The total value of the exports declined by £149,021 to £120,374. The chief falls were in *cotton, twist and yarn and piece-goods, rice and wheat flour, metals, kerosene oil, jinjelli seeds, spices, sugar and treasure*, and the chief rises in *tobacco unmanufactured, jowdri and dates*.

9.—Public Works.

For details see the Administration Report of the Public Works Department for the year 1914-15, and tables under Irrigation printed in Part III of the Statistics of British India.

I.—ADMINISTRATION.

In the last report it was stated that the formation of the Kolába district was tentatively sanctioned by the Government of India for a period of two years from April 1913. Experience showed that the separate district charge was really necessary and the Government of India were approached with a request to sanction the continuance of the district as a permanent executive charge. Territorial changes.

The Government of India sanctioned the continuance of the following three construction districts in connection with the carrying out of the Nira Right Bank Canal Project for a further period of four years, viz., to the respective dates noted against each:—

1. Lake Whiting district Up to 8th November 1918.
2. Lonánd district Up to 11th October 1918.
3. Málsiras district Up to 23rd September 1918.

It was found that some of the Executive Engineers were not able to exercise in addition to their other duties the close supervision which the work of gauging rivers demanded and it was found that the results reported were not sufficiently reliable. As the calculations and designs of the large irrigation projects are in a great measure dependent on the results of the observations of these rivers, the accuracy of the records is of the greatest importance and the formation of a new temporary sub-division called the River Gauge Sub-division was accordingly sanctioned for a period of two years in the first instance, with effect from the 1st June 1914. The sub-division embraces all the river gauges with the exception of those in the Kánara district and Sind and is in charge of a sub-divisional officer working directly under the orders of the Superintending Engineer, Deccan Irrigation Division.

Now that the Northern Hyderabad Canals District has been called "Nasrat Canals," the official name of the other Public Works Department Irrigation charge in this region is called the Hyderabad Canals District with the omission of the word "Central."

The following two temporary executive charges were sanctioned for the sanitary branch of the Public Works Department for the preparation of projects and for the execution and control of works in the Presidency proper:—

(1) *The Southern Sanitary District* having its head-quarters at Belgaum and including the civil districts of Kolába, Poona, Ahmednagar and all the civil districts to the south of these; and

(2) *The Northern Sanitary District* having its head-quarters at Ahmedabad and including all the civil districts to the north of (1).

Both these districts have been classified as Provincial charges. The sanitary works in Sind continue to be under the direct control of the Sanitary Engineer to Government.

A temporary executive district, called the "Architectural District," was formed for the construction of all important buildings designed by the Consulting Architect to Government in the Presidency town, except those which are at any time specially placed in charge of the Executive Engineer, Presidency District. The maintenance of all such buildings is to continue to be in the hands of the last named officer. The head-quarters of the Architectural District which is classified as a Provincial one are at Bombay. The district is placed in charge of an Executive Engineer who is empowered to exercise all the usual powers of that office and works under the orders of the Consulting Architect to Government. He also relieves the Consulting Architect of all executive and accounts work.

The temporary office of the Electrical Engineer was converted into a permanent executive charge with the name of the "Electrical District." It is classified as a Provincial district and has its head-quarters at Bombay. It comprises all electrical works in the whole of the Bombay Presidency including Sind and Aden. The Electrical Engineer who is in charge of the district is empowered to exercise the powers of an Executive Engineer with certain limitations and he continues to be under the direct control of the Chief Engineer.

Establishment.

Proposals regarding the increase in the Engineer cadre, additional establishment for sanitary projects in the Bombay Public Works Department and the revision of pay of the upper and lower subordinate establishments, draftsmen, storekeepers and the clerical establishments in the Public Works Department offices were practically decided on during the year, but none of these schemes have come into force.

Two additional assistant architects and an electrical inspector for Sind were appointed during the year.

The services of seven officers were placed at the disposal of His Excellency the Commander-in-Chief.

Education.

A revised curriculum for the Engineering Branch of the D. J. Sind College at Karachi was approved for adoption in place of that sanctioned in 1900.

In consequence of the re-arrangement of terms in the Faculty of Arts by the University of Bombay it was considered necessary to alter accordingly the existing terms of the Engineering Branch of the College.

It was also decided that the present standard for passing the various examinations of the Engineering Branch of this College should not be raised.

Accidents.

Some accidents having occurred from electric shock in the City of Bombay owing to broken telephone wires coming in contact with tramway and other wires carrying high pressure electric currents, a committee, consisting of the Chief Engineer, Tata Hydro-Electric Power Supply company, Limited, and two Government officers, was appointed which enquired into and reported on the causes of the accidents and the measures necessary to prevent their recurrence.

2.—ROADS AND BUILDINGS.

A.—CIVIL BUILDINGS.

The total expenditure on works of the Roads and Buildings Branch of the Public Works Department of the Presidency during the year amounted to Rs. 1,49,20,887, the more important details of which are given under the various heads below:—

Under this head the expenditure during the year was:—

IMPERIAL
SERVICE S.

Customs.

	Rs.
New works	...
Additions and alterations to existing works	...
Repairs	...
	} 3,84,158
	18,978
Total	4,03,136

The building of the New Customs House, Bombay, was carried up to nearly the first floor level throughout. The work of constructing the New Customs House at Karachi was in progress, while that of the quarters for the preventive officers at Keamari was completed.

Salt.


The expenditure during the year was:—

	Rs.
New works	...
Additions and alterations to existing works	...
Repairs	...
	} 2,77,585
	45,515
Total	3,23,100

The works of improving the water-supply to the salt works at Matunga and of constructing a bungalow for the Assistant Collector of Salt Revenue at Bandra were in progress. The work of laying pipes from the Kharaghoda Tank to the new Agar was commenced.

Opium.

An expenditure of Rs. 108 only was incurred on repairs under this head.




9—New Customs House, Karachi—Driving a reinforced concrete pile.



10—New Customs House, Karachi—Putting spiralling on pile cores.



11—New Customs House, Karachi—Filling reinforced concrete piles.



12—New Customs House, Karachi—Cores for piles.

Under this head the expenditure during the year was :—

	Rs.
New works	...
Additions and alterations to existing works	... } 4,459
Repairs	... } 7,090
Total	11,549

Mint.

Under this head the expenditure during the year was :—

	Rs.
New works	...
Additions and alterations to existing works	... } 44,639
Repairs	... } 36,014
Total	80,653

Post Offices.

The works of constructing the combined Post and Telegraph Office at Sholapur and quarters for the Deputy Postmaster, clerks and peons at Steamer Point, Aden, were in progress.

No important work was carried out under this head, the expenditure during the year being as under :—

	Rs.
New works	...
Additions and alterations to existing works	... } 64,950
Repairs	... } 15,184
Total	80,134

An expenditure of Rs. 2,424 only was incurred under this head, of which Rs. 526 was on additions and alterations and Rs. 1,898 on repairs.

Treasury and
currency buildings.

Under this head the expenditure during the year was :—

	Rs.
New works	...
Additions and alterations to existing works	... } 42,400
Repairs	... } 17,286
Total	59,686

Political Agencies.

The work of constructing the Residency School at the Crater, Aden, was in progress.

An expenditure of Rs. 1,944 only was incurred on repairs under this head.

Miscellaneous.

An expenditure of Rs. 249 only was incurred under this head, of which Rs. 115 was on additions and alterations and Rs. 134 on repairs.

Educational.

The expenditure during the year was :—

	Rs.
New works	...
Additions and alterations to existing works	... } 38,729
Repairs	... } 12,596
Total	51,325

Ecclesiastical.

The works of constructing the Chaplain's bungalow and of re-roofing St. Andrew's Church, both at Karachi, were completed. The work of providing an electric installation in the Chaplain's quarters at Byculla, Bombay, was in progress.

No important work was carried out under this head, the expenditure during the year being as under :—

	Rs.
New works	...
Additions and alterations to existing works	... } 9,046
Repairs	... } 5,284
Total	14,330

Miscellaneous.

An expenditure of Rs. 310 only was incurred on original works under this head.

No work of importance was undertaken during the year, the expenditure being as under :—

	Rs.
New works	...
Additions and alterations to existing works	... } 8,652
Repairs	... } 4,976
Total	13,628

Miscellaneous
public improve-
ments.
PROVINCIAL
SERVICES.
Forests.

Treasury and
currency buildings.
Land revenue
buildings.

An expenditure of Rs. 831 only was incurred on repairs under this head.

Under this head the expenditure during the year was :—

	Rs.
New works	...
Additions and alterations to existing works	...
Repairs	...
	} 4,90,458
	} 1,61,774
Total	6,52,232

The treasury room and office at Alibág was completed. Bungalows Nos. 18 and 5, Queen's Gardens, Poona, were acquired for the residence of the Settlement Commissioner and the Surgeon-General with the Government of Bombay, respectively. The works of constructing a bungalow for the Collector of Belgaum and a district bungalow at Saundatti in the Belgaum district were commenced. The head-quarter buildings at Nawábsháh were in progress, while the new Muktiárkar's Kacheri at Mirokhán and the compound wall round the Revenue and Judicial Offices at Hyderabad were completed.

Excise buildings.

The expenditure during the year was :—

	Rs.
New works	...
Additions and alterations to existing works	...
Repairs	...
	} 1,67,740
	} 12,977
Total	1,80,717

The works of providing accommodation for the staff of the distillery at Godhra and of constructing a bonded warehouse at Bassein were in progress. The bungalow for the A'bkári Inspector at Karjat (Kolába district) and the new liquor warehouse at Sholápur were completed.

Residences for Local
Government,
Government Offices,
etc.

Under this head the expenditure during the year was :—

	Rs.
New works	...
Additions and alterations to existing works	...
Repairs	...
	} 2,35,170
	} 1,15,956
Total	3,51,126

Additions and alterations to Government House, Ganeshkhind, were in progress, while the additions and improvements to Government House, Mahábleshwar, and the work of providing electric installation in the same were completed. The work of providing electric installation in certain Government bungalows at Ahmedabad was in progress, while the electric installation in the Residency at Rájkot and the three adjacent bungalows occupied by the Judicial and Personal Assistants to the Agent to the Governor, Káthiáwár, and the Political Agent, Hálár Pránt, was completed.

Political Agencies.

No work of importance was carried out during the year. The total expenditure under the head amounted to Rs. 12,554, of which Rs. 7,843 was on works and Rs. 4,711 on repairs.

Agriculture.

Under this head the expenditure during the year was :—

	Rs.
New works	...
Additions and alterations to existing works	...
Repairs	...
	} 35,474
	} 4,171
Total	39,645

The agricultural farm buildings at Jalgaon were in progress, while the agricultural school at Devi-Hosur in the Dhárwár district was completed.

Museums.

The expenditure during the year was :—

	Rs.
New works	...
Additions and alterations to existing works	...
Repairs	...
	} 1,70,326*
	} 159
Total	1,70,485

The Art and Archæology Block of the Prince of the Wales Museum of Western India was approaching completion at the outbreak of the war when it was decided to convert the building temporarily into a hospital to be named the Lady Hardinge War Hospital. All building work was therefore stopped and efforts were concentrated on completing the interior and fitting it up in the shortest possible time for its new purpose, together with the erection


* This represents outlay from contributions.




17—Prince of Wales Museum, Bombay—Interior view, central dome.
December 1914.



18—Prince of Wales Museum, Bombay—Interior view, side wing (in use as
the Lady Hardinge War Hospital). December 1914.



19—Sir Cowasji Jehangir Hall, Science Institute, Bombay—Scaffolding for centring of the dome. June 1915.



20—New Customs House, Bombay—Scaffolding and reinforced concrete columns under construction. June 1915.

of external sanitary towers, operation rooms, dispensary offices, etc. The work of installing electric lights and fans and a goods lift in the Museum was completed.

Under this head the expenditure during the year was :—

	Rs.
New works	...
Additions and alterations to existing works	... } 2,316
Repairs	... } 22,469
Total	24,785

No work of importance was undertaken during the year, the operations being confined to repairs to, and conservation of, archæological buildings and remains. Educational—Colleges.

The expenditure during the year was :—

	Rs.
New works	...
Additions and alterations to existing works	... } 4,85,761*
Repairs	... } 42,181
Total	5,27,942

The following important works were in progress :—

(1) Royal Institute of Science, Bombay. Steady progress was made with the Science building which was carried up to the second floor level of which the concrete flooring was completed. The Sir Vasanti Tricumji Mulji Library was practically completed with the exception of the fittings. The Sir Cawasji Jehangir Hall was brought to an average height of 27 feet above plinth level. One reinforced concrete gallery was completed and the centring for the dome was erected. The examination schools were carried up so as to be nearly ready for the terrace roofing.

- (2) The Sir George Clarke Library at Ahmedabad.
- (3) The Engineering Laboratory at the College of Engineering, Poona.
- (4) The Agricultural College and Research Institute, Poona.
- (5) The extension of the workshop in the training college for men at Dhárwár.
- (6) The electric installation in the Science College at Ahmedabad.

The following works of importance were completed :—

- (1) The bungalow for the Principal, Gujarát College, Ahmedabad.
- (2) Additions and alterations to the training colleges for men and women at Dhárwár.
- (3) The provision of a passenger lift and of additional lights and fans in the Elphinstone College, Bombay.

Under this head the expenditure during the year was :—

	Rs.
New works	...
Additions and alterations to existing works	... } 2,10,221†
Repairs	... } 22,249
Total	2,32,470

Schools

The following important works were in progress :—

- (1) Hostel for 80 students of the Northcote High School at Sholápur.
- (2) Násik High School.
- (3) Additional hostel for 48 students of the Training School, Dhulia.
- (4) The Technical School at Dhulia.

The following important works were completed :—

- (1) The Sheth Govardhandás Sunderdás High School at Jalgaon.
- (2) The Humby School at Manora.
- (3) The building for the Hopeful Academy at Shikárpur.

An expenditure of Rs. 500 only was incurred on repairs under this head.

An expenditure of Rs. 4,977 only was incurred under this head, of which Rs. 4,390 was on additions and alterations and Rs. 587 on repairs. University buildings. Miscellaneous.

* Includes Rs. 2,77,504—outlay spent from contributions.

† In addition Rs. 65,587 were spent from contributions.

No work of importance was carried out under this head. The expenditure during the year was :—

	Rs.
New works	...
Additions and alterations to existing works	...
Repairs	...
	} 11,268
	} 17,246
Total	28,514

Law and justice.

Under this head the expenditure during the year was :—

	Rs.
New works	...
Additions and alterations to existing works	...
Repairs	...
	} 3,34,419
	} 44,389
Total	3,78,808

Good progress was made with the new Small Causes Court, Bombay, which was approaching the second floor level. The temporary buildings required for the Small Causes Court, Bombay, and the new Court-house at Songarh in the Káthiáwár Agency were completed. A Court-house for the Sub-Judge at Dahiwádi (Sátára district) and a bungalow for the District Judge, Bijápur, were commenced. The additions and alterations to the District Judge's bungalow at Dhulia, the Sub-Judge's Court at Mirpurkhás and the bungalow for the Judicial Commissioner, Karáchi, were in progress.

Jails.

The expenditure during the year was :—

	Rs.
New works	...
Additions and alterations to existing works	...
Repairs	...
	} 54,043
	} 56,780
Total	1,10,823

The work of constructing a barrack for 64 prisoners at the Central Jail, Ahmedabad, was completed. The Central Jail at Hindalgi (Belgaum district) and a compound wall round the District Prison at Dhárwár were commenced. The electric installation in His Majesty's House of Correction, Byculla, and the quarters for the Jailer, Aden Spécial Prison, were completed.

Police.

Under this head the expenditure during the year was :—

	Rs.
New works	...
Additions and alterations to existing works	...
Repairs	...
	} 9,26,178
	} 1,32,591
Total	10,58,769

The work of constructing quarters for three Indian sub-inspectors and four European officers at the Esplanade Police Court, Bombay, was in progress. The other works undertaken or carried out consisted mainly of the construction of, or additions and alterations to, the police lines at different places in the Presidency.

Medical.

The expenditure on medical works was :—

	Rs.
New works	...
Additions and alterations to existing works	...
Repairs	...
	} 7,05,379*
	} 1,74,698
Total	8,80,077


The following important works were in progress :—

- (1) Additions and alterations to the old Government House, Parel, to render it suitable for the permanent accommodation of the Bombay Bacteriological Laboratory.
- (2) Quarters for the hospital establishment in the compound of the Sir J. J. Hospital, Bombay.
- (3) Buildings for the institution for training nurses and midwives at the Victoria Jubilee Hospital, Ahmedabad.
- (4) The King Edward Memorial Hospital at Sholápur.
- (5) The bungalow for the Civil Surgeon at Dhulia.

* In addition Rs. 51,863 were spent from contributions.



13—Judicial Commissioner's bungalow, Karachi—South-west view.



14—Nurses quarters, Civil Hospital, Karachi—South view.



15—Building for the Shikarpur Academy (formerly known as the Hopeful Academy)
Shikarpur, Upper Sind.



16—Prince of Wales Museum, Bombay—Front view. December 1914.

- (6) The bungalow for the Director of the Vaccine Institute at Belgaum.
- (7) The new Civil Hospital at Mahábleshwar.
- (8) Provision of electric lights and fans in the various buildings in connection with the Grant Medical College, Bombay.
- (9) Provision of an electric installation in the Central Lunatic Asylum, Yeránda.

The following works of importance were completed :—

- (1) The bungalow for the Civil Surgeon at Sholápur.
- (2) Nurses' quarters in the Civil Hospital, Karáchi.
- (3) Provision of lifts in the new physiological laboratory, Grant Medical College Bombay, and in the Bacteriological Laboratory at Parel.

The expenditure on miscellaneous works was :—

Miscellaneous.

	Rs.
New works	...
Additions and alterations to existing works	...
Repairs	...
	} 7,69,075
	61,048
Total	8,30,123

The temporary building on the Kennedy Sea Face, Bombay, to accommodate the Government Central Press, was completed. The work of constructing buildings at Alibág for the new Public Works Department District of Kolába and the bungalow for the Executive Engineer, Sholápur, were in progress. The estate known as the Deccan Brewery at Dápurí in the Poona district was purchased for the "Central Store." The works of providing temporary plant and a motor at the Photozinco Press, Poona, and electric installation in the temporary building for the Government Central Press, Bombay, were completed.

B.—COMMUNICATIONS.

Under this head the expenditure during the year was :—

	Rs.
New works	...
Additions and alterations to existing works	...
Repairs	...
	} 11,69,162
	13,83,984
Total	25,53,146

The principal works in progress or completed were the following :—

- Road from Vihigaon to Khodála.
- Diversion and improvement of the Kalyán-Shil Road.
- Widening the Bombay-Agra Road between Thána and Kurla.
- Diversion of the Kurla-Vihigaon Road near Kurla.
- Uran-Jassai Road.
- Bridging nalás on the Mahád-Nágothna Road.
- Road from Mándvi to Jankhvao.
- Road from Savalvihir to Bharwas in the Ahmednagar district.
- Improvements to the Poona-Khadakwásla Road.
- Improvements to the Malhárpeth-Pandharpur Road.
- Improvements to the Khándesh-Nizám Frontier Road.
- Improvements to the Dhulia-Bhusával Road.
- Improvements to the Sholápur-Akalkot Road.
- Improvements to the Indápur-Sangola Road.
- Causeway across the river Tápti on the Bombay-Agra Road in the West Khándesh district.
- Road from Bhatkal to Mysore Frontier.
- Improvements to the Málvan-Phonda Road.
- The bridge over the creek at Kalyán.
- The bridge over the Thána creek between Thána and Kalwa.
- The Fitz-Gibbon bridge at Koregaon.
- Bridge over the Malaprabha river at Mugutkhán-Hubli in the Belgaum district.
- Bridge over the Malaprabha river at Kamatgi in the Bijápur district.
- Willingdon bridge over the river Krishna at Máhuli in the Sátára district.

The masonry work of two abutments and of piers Nos. 1, 2, 3 and 14 of the Kalwa bridge was nearly completed up to springing.

The work on the last abutment and on the fourth and fifth piers of the Willingdon bridge was in progress and concrete blocks for the arch rings were manufactured. Centring for the spans were put up, and before the close of the year all the arches had been turned and the road embankment on both sides completed. The bridge was opened for traffic by His Excellency the Governor on 28th June 1915.

Arboriculture.

Nurseries were maintained at various places, and the planting, watering and protection of roadside trees continued to receive careful attention. About 62,500 trees were planted during the year along provincial and local fund roads in charge of this department.

C.—MISCELLANEOUS PUBLIC IMPROVEMENTS.

(Note.—For full details of the water-supply and drainage works, see the Annual Report of the Sanitary Commissioner for the Government of Bombay for the year 1914.)

Under this head the expenditure during the year was :—

	Rs.
New works	...
Additions and alterations to existing works	... } 9,39,073*
Repairs	... } 78,595†
Total	... 10,17,668

Water supply.

The following important works were in progress :—

- The extension of the Ahmedabad municipal water works.
- The Visápur tank in the Ahmednagar district.
- The Lonávla water supply.
- The Poona City water supply.
- The Hubli and Karád water works.
- Improvements to the Hyderabad water supply.

The work carried out in connection with the masonry dam of the Lonávla water supply amounted to 45,050 cubic feet of face masonry and 218,120 cubic feet of rubble hearting in a height of 24' of the dam over and above that completed in the previous year. The excavation of the waste weir was completed and a considerable portion of the outlet tower was built. The 6" gravitation main of about 9,800' in length was completed and about 13,733' and 2,233 lengths of piping out of the Lonávla and Khandála distribution system, respectively, were laid. The service cistern of Nagargaon was completed and the Lonávla lower service reservoir almost finished.

In connection with the Poona City water supply the work of taking up and relaying the old water mains made considerable progress. The oil engines were installed and the elevated reservoir was completed.

The provision of a partition wall in and the roofing to the Shah Kadam tank in connection with the Hyderabad water supply was in progress. The work of laying further distributing mains and branches and of erecting hydrants, etc., in connection with the high service main was also in progress.

During the year steam and hand power drills were at work at Broach, Nadiád, Dholera Viramgám, Sábarmati and Ghoga. The bores made at Viramgám and Sábarmati proved successful. At Viramgám the bore was carried to a depth of 385 feet, where an artesian supply was tapped which rose to 35 feet above the ground surface and yielded 115 gallons of water per minute. At Sábarmati a 7" bore was made in the Jail yard where a sub-artesian water-supply was struck at a depth of 191 feet. It rose to within 32' from the ground surface and yielded about 12 gallons per minute. Borings in connection with trial pits were taken at Godhra and Mahábleshwar for water supply projects. Test borings were also carried out at Bombay along the portion of the proposed site of the sea wall in connection with the Back Bay Reclamation Scheme.

A Paterson filter plant was installed at the Poona Cantonment water supply pumping station for experimental purposes. It proved eminently successful.

Sewerage.

The work in connection with the Poona City sewerage was in progress. One hundred and twenty running feet of main sewers, 24,268 r. ft. of branch sewers and 6,886 r. ft. of effluent main with all the necessary accessories were constructed during the year. Eight hundred and seventy-one sewer manholes at varying depths from 4 to 25 feet, 41 flushing tanks of 1,000 and 500 gallon capacity and 13 ventilating shafts were completed. The engine-house and chimney in the central pumping station, water feed reservoir for boilers in the low level pumping station and the septic tanks with detritus pits were also completed. About 2,874 house connections were made and the revolving distributors and the apparatus for dosing tanks were in course of construction. The work of laying a main drain to connect the drainage of the New Central Offices, Poona, with the septic tank installation of the Sassoon Hospital was completed.


Light-houses.

The work of constructing a light-house at Cape Monze was completed.


* In addition Rs. 6,189 and Rs. 4,64,022 were spent from ordinary and local fund contributions, respectively.
† In addition Rs. 1,609 and Rs. 37,044 were spent from ordinary and local fund contributions, respectively.




1—Seth Govardhandas Sundardas High School, Jalgaon.



2—Damage done to gas pipes by electrolysis in Bombay (examples of pipes collected by the Electrical Engineer).



3—Poona Drainage—Septic tanks and filter beds at Hadapsar.



4—Boring Work at Broach.




5—Kennedy Sea Face, Bombay—Vibrocel Wall. 13th April 1915.



6—Kennedy Sea Face, Bombay—Filling reinforced cement concrete piles, showing method of vibrating the moulds with pneumatic hammers. 21st March 1915.
Work commenced—20th February 1915. Number of piles completed upto 21st March 1915—77.



7—Kennedy Sea Face, Bombay—Vibrocel Work.



8—Kennedy Sea Face, Bombay—Vibrocel Work.

The work of improvements to the Kennedy Sea Face, Bombay, was in progress. The cement concrete breakwater and cribwork forming part of this work were completed. An experimental length of sea wall on the "Vibrocel" system, 320' long, was also constructed. A revetment wall, 225' long, of cement concrete faced with stone in cement was also constructed to replace the old cribwork which was in a dilapidated state.

D.—MILITARY WORKS.

No new works of importance were carried out during the year. The expenditure was :—

	Rs.
New works	...
Additions and alterations to existing works	...
Repairs	...
Total	75,015

3.—IRRIGATION.

I.—GENERAL.

For details see tables under Irrigation printed in Part III of the Statistics of British India.

A.—DETAILS OF DIRECT EXPENDITURE.

In the year 1914-15 the direct expenditure (excluding collection charges) on all the irrigation works throughout the Presidency amounted to Rs. 96½ lakhs compared with Rs. 95½ lakhs in the previous year, and Rs. 83½ lakhs, the average of the last three years. The total is classified and divided between the Presidency proper and Sind as follows :—

	Deccan and Gujarát.	Sind.	Total.
	Rs.	Rs.	Rs.
Works	44,25,462	8,03,095	52,28,557
Repairs	5,24,546	23,15,786	28,40,332
Establishment	9,35,813	7,77,645	17,13,458
Tools and plant	—1,59,009	33,617	—1,25,392
Refunds of revenue	21,977	21,977
Gratuitous relief
Suspense account	17,019	—28,683	—11,664
Receipts on capital accounts	—2,368	—2,368
Total	57,63,440	35,01,460	96,64,900

The distribution of the above expenditure under major heads of accounts is given below :—

Heads.	Amount.	Remarks.
<i>Capital Account—</i>	Rs.	
Major works—	Rs.	
Protective works	(a) 45,82,324	Imperial.
Productive works	3,54,027	
Minor works and navigation—		
Works for which capital and revenue accounts are kept	46,787	Half Imperial and half Pro- vincial.
<i>Revenue Account—</i>		
Major works—		
Protective works	3,00,652	Do. do.
Productive works	12,25,503	
Minor works and navigation—		
Works for which capital and revenue accounts are kept	5,31,686	Do. do.
Works for which only revenue accounts are kept	13,11,022	
<i>Works for which neither Capital nor Revenue Accounts are kept—</i>		
Agricultural works	12,68,312	Do. do. Deposits con- tribution.
Contribution works	25,948	
	12,94,260	
Construction of protective works	18,639	Imperial.
Famine relief outlay on irrigation works	
Grand total	96,64,900	

(a) Inclusive of expenditure in England Rs. 1,99,637.

B.—FIGURES FOR CAPITAL WORKS ONLY.

The receipts on capital irrigation works alone compared with the year's expenditure show a profit of Rs 28,80,311 in Sind and a loss of Rs. 36,47,604 in the Deccan and Gujarát.

Class of works.	Direct receipts.	Indirect receipts.	Total direct and indirect receipts.	DIRECT EXPENDITURE.			
				Capital.	Working expenses (including the share of collection charges).	Total.	
	Rs.	Rs.	Rs.	Rs.	Rs.	Rs.	
Major irrigation ...	Deccan and Gujarát.	15,19,439	4,109	15,23,548	46,25,642	5,71,959	51,97,601
	Sind	1,67,677	27,00,052	28,67,729	3,54,027	11,58,434	15,12,461
Minor irrigation works for which capital and revenue accounts are kept.	Deccan and Gujarát.	1,91,936	5,331	1,97,267	1,733	1,69,085	1,70,818
	Sind	70,061	19,45,277	20,15,338	1,736	4,88,559	4,90,295
Total, Deccan and Gujarát ...	17,11,375	9,440	17,20,815	46,27,375	7,41,044	53,68,419	
Total, Sind ...	2,37,738	46,45,329	48,83,067	3,55,763	16,46,993	20,02,756	
Grand total, Deccan and Gujarát and Sind, 1914-15	19,49,113	46,54,769	66,03,882	49,83,138	23,88,037	73,71,175	
Grand total, average of last three years ...	17,51,480	41,31,716	58,83,196	33,14,285	23,83,283	56,97,568	

The area under irrigation shows on the whole an increase of 12 per cent. on the average of the last three years though there is small decrease in the Deccan and Gujarát. These areas and estimated value of the crops grown are contrasted in the following statement:—

Capital works.	Area.			Value.		
	1914-15.	Average of 3 years ending 1913-14.	Difference.	1914-15.	Average of 3 years ending 1913-14.	Difference.
	Acres.	Acres.	Acres.	Rs.	Rs.	Rs.
Major works—						
Deccan and Gujarát ...	129,704	142,210	- 12,506	1,31,86,242	1,12,08,263	+ 19,77,979
Sind	1,402,387	1,176,385	+ 226,002	3,30,62,964	3,19,10,007	+ 10,92,957
Total ...	1,532,091	1,318,595	+ 213,496	4,61,89,206	4,31,18,270	+ 30,70,936
Minor works—						
Deccan and Gujarát ...	30,802	41,602	- 10,800	13,61,002	17,46,806	- 3,85,804
Sind	1,065,951	979,522	+ 86,429	2,46,23,502	2,09,93,085	+ 36,30,417
Total ...	1,096,753	1,021,124	+ 75,629	2,59,84,504	2,27,39,891	+ 32,44,613
Grand total ...	2,628,844	2,339,719	+ 289,125	7,21,73,710	6,58,58,161	+ 63,15,549

Note.—For further details see statements III-E and IV-E of statistical part of Irrigation Administration Report.

C.—FIGURES FOR OTHER THAN CAPITAL WORKS.

These may be works for which only revenue accounts are kept, or works for which neither capital nor revenue accounts are kept. The former are termed II Class Irrigation Works in the Presidency (excluding Sind). The receipts on these works are principally in

the form of a share of the land revenue and are termed 'Indirect' and as such are book credits, so that figures of revenue appearing in the finance accounts, as distinguished from the statistical statements accompanying the Irrigation Administration Report, are very small, being for direct revenue only, viz., proceeds from sale of water, etc. The area of irrigation on these very numerous works is always large, but it fluctuates to some extent with the seasons. The following statements give a comparison of this year's and the average of the last three years' figures:—

Class of works.	Revenue.			Expenditure.	Net revenue.
	Direct.	Indirect.	Total.		
Minor works—	Rs.	Rs.	Rs.	Rs.	Rs.
Works for which only revenue accounts are kept. { Deccan and Gujarát	20,006	5,40,312	5,60,318	3,99,354	1,60,964
{ Sind	64,316	26,92,359	27,56,675	11,27,739	16,28,936
Total for 1914-15 ...	84,322	32,32,671	33,16,993	15,27,093	17,89,900
Average total for triennium ending 1913-14.	80,100	29,27,581	30,07,681	13,82,774	16,24,907
Works for which neither capital nor revenue accounts are kept. { Deccan and Gujarát	12,602	12,602	91,706	- 79,104
{ Sind	18,044	9,60,977	9,79,021	12,64,862	- 2,85,841
Total for 1914-15 ...	30,646	9,60,977	9,91,623	13,56,568	- 3,64,945
Average total for triennium ending 1913-14.	21,747	9,41,583	9,63,330	15,38,268	- 5,74,938
Grand total for 1914-15 ...	1,14,968	41,93,648	43,08,616	28,83,661	14,24,955

Notes.—In this report whenever the average is referred to, it is the average of the last 3 years, unless otherwise defined.

Class of works.	Area.			Value of crops.		
	1914-15.	Average of triennium ending 1913-14.	Difference.	1914-15.	Average of triennium ending 1913-14.	Difference.
Minor works—	Acres.	Acres.	Acres.	Rs.	Rs.	Rs.
Works for which only revenue accounts are kept—						
Deccan and Gujarát ...	138,817	131,856	+ 6,961	38,13,143	31,81,014	+ 6,32,129
Sind	1,244,339	1,086,154	+ 158,185	2,68,21,583	2,40,94,093	+ 27,27,490
Total ...	1,383,156	1,218,010	+ 165,146	3,06,34,726	2,72,75,107	+ 33,59,619
Works for which neither capital nor revenue accounts are kept—						
Deccan and Gujarát ...	1,381	1,177	+ 204	36,341	33,536	+ 2,805
Sind	41,736	26,897	+ 14,839	9,39,269	6,79,674	+ 2,59,595
Total ...	43,117	28,074	+ 15,043	9,75,610	7,13,210	+ 2,62,400
Grand total ...	1,426,273	1,246,084	180,189	3,16,10,336	2,79,88,317	36,22,019

D.—REVIEW OF IRRIGATION.

The area of irrigation in Sind is over 3½ million acres, equal to about a quarter of the culturable area of the province, and the gross revenue is 86 lakhs of rupees, while the capital expenditure up to date on irrigation works has been Rs. 321 lakhs.

In the Deccan and Gujarát the total area of irrigation is 300,000 acres only out of 27½ million acres classed as culturable, and the revenue from all sources is Rs. 23 lakhs. For these works the capital cost up to date has been Rs. 550 lakhs. The gross return per acre is, therefore, much greater here than in Sind, but the return on capital expenditure in Sind is nearly 27 per cent. compared with less than 5 per cent. in the Presidency proper.

The construction of new protective irrigation works in the Deccan is being pushed forward as quickly as possible. These are not supposed to yield an immediate profitable return on capital expenditure, but, as shown by the existing Nira Left Bank Canal, they are a great asset to the country in ordinary times, while in years of drought there is never any sign of famine in the regions which they protect.

The protective schemes now in hand are the Godávari Canals (nearly finished), the Pravara Canals and the Nira Right Bank Canal. The Gokák Canal extension project has been sanctioned, but it cannot yet be begun.

The high inundation of the Indus has been peculiarly favourable for irrigation in Sind generally, but it caused some disastrous floods in the West Nára and the Karáchi Canals Districts.

In Gujarát too an excellent year of irrigation was experienced, as the rain and river supplies were mostly good; in the Deccan, however, the seasonable and plentiful rainfall resulted in a diminution in the area of irrigation; but on the whole the country had a prosperous year with excellent crops.

II.—SIND.

A.—NATURE OF INUNDATION AND RAINFALL.

Character of inundation.

The inundation of 1914 was an exceptionally good one. It may be regarded as a record year as regards height and duration of supply, though actually the highest gauge reading recorded during this year at Bukkur has been exceeded on two previous occasions, viz., in 1882 and 1897. A record of the daily water levels has been maintained since the year 1848.

The Indus river commenced to rise about the middle of April and continuing with some fluctuations it reached the "fair irrigating level" of 13 feet on the Bukkur gauge on the 2nd July. This level, and more, was maintained for 45 days in July and August compared with 16 days in the previous year, 31 days in the year before, and 39 days, the average of the previous 10 years.

On the Kotri gauge, 260 miles down stream of Bukkur, the "fair irrigating level" of 17 feet was first registered on 12th June, and this level and more was maintained from then, with only an interval of 14 days in June, till 2nd October, i. e., for a total period of 100 days against 66 days in the previous year, 59 days in the year before, and 68 days, the average of the previous 10 years.

The highest gauge readings for the year were 17.4 feet on the 3rd August at Bukkur against a recorded maximum of 17.9 feet, and 23.8 feet on the 11th August at Kotri, which is 0.9 feet higher than the previous maximum.

Rainfall.

The rainfall, which is not a matter of prime importance in Sind, was below the average. A few showers in the months of June, July and September, however, materially helped the kharif cultivation in certain areas. It amounted to 5.32" as compared with 14.84" in the previous year and an average of 6.20" in the previous 10 years.

B.—INDUS RIGHT BANK DIVISION.

(i) Works for which Capital and Revenue Accounts are kept.

Desert Canal.

Commencing from the northern boundary of Sind the first work is the Desert Canal, which for many years has operated successfully. It irrigates lands in the Upper Sind Frontier District and Baluchistan. Consequent on heavy rainfall in the tract irrigated the demand for water was not great this year. The intense rainfall in the region of the hills and in the district also occasioned considerable damage by breaching the canal banks. The river erosion of last year continued and another 1,000 feet length at the head of the canal was washed away, but this has not affected the efficiency of the remainder, and the canal received a satisfactory supply of water.

Unharwah.

This is another successful canal, the efficiency of which is being threatened by erosion. A new head regulator has had to be built at mile 7½ and is now in use. An excellent supply was maintained, a full flow being possible for 70 days. Though heavy erosion took place at intervals from June to October, no other serious damage occurred and all the crops were in good condition.

Begári Canal.

This is one of the largest and most important canals in Sind. It can irrigate over 300,000 acres of land (nearly 500 square miles) including an area in Khelát State. After a few years of bad failure in supply, causing much distress in the country west and south of

Jacobabad, the water now entering the canal is abundant again owing to the excavation of a very successful new mouth in 1912-13. Complaints of deficiency do occur, but these are from zamindárs holding lands on lengthy channels taking off from the canal between the 19th and 31st miles. This difficulty can be met by the construction of a new branch, which is under consideration.

The first branch of this nature, called Choi, is now nearing completion. Others will be made; their purpose is to take water from the main canal at comparatively few points and by suitable alignment reduce the length of the smaller channels or distributaries. This important item of remodelling and the reduction in the size of sluices referred to in last year's report will combine to carry the water to a greater distance, and effect a more even distribution of the benefits of irrigation.

A breach occurred in the right bank of the Begári Canal at mile 5/4 between the old and new head regulators. Also the lower part of the canal ran some risk from the run-off of the hill torrents, which breached the tail branches called the Idanwah and Sirwah in places, but there was no serious interruption of supply.

The Mahiwah is a useful canal on the left bank of the Indus, north of Robri. It received a very satisfactory supply of water throughout the season. The Mahiwah will not be completed until the Mirkosh branch is constructed. Revised plans and estimates for it are under preparation.

This is on the right bank north of Sukkur, and flows for a longer time than most canals in Sind. It has two heads, of which the Rahuja is the higher and better, and is situated due north of Sukkur. When the river abandons this, as it did in August, the old one near the Sukkur bridge has to be resorted to. The canal carried water till 20th of March 1915.

Though classified under minor works, the Ghár is the largest canal on the right bank of the Indus. It irrigates over 350,000 acres, and its efficiency is secured by the possession of several mouths or feeders. Of these, the Fordwah, as usual, gave a very good supply. An additional cut, 5,800 feet long, called the 1913-14 feeder, was made from the river, and this also proved a success. As a protection against silting in the bed of the canal, and the consequent scouring of the sides, groynes were constructed and proved effective.

This is in the extreme south of Sind and on the left bank of the Indus. It is a small and useful canal, which does not yet reach its full area of cultivation owing to wastage of water in the upper reaches. The size of the sluices in the first 12 miles will be gradually reduced to remedy this defect.

(ii) Works for which only Revenue Accounts are kept.

The principal canals under this head are the Sind, to the north of Sukkur, the Western Nára, south of Lárkána, and Pinyári, Kalri and Baghar, south of Jherruck. Of these, the Pinyári is the only one on the left bank of the Indus.

The old channel named after Colonel Fife was re-opened on 15th July as a new mouth. The new head regulator over this channel at the Adurtakio loop of 1912 was completed; the result has been most satisfactory and most of the lands hitherto irrigated by lift were brought under flow water.

This system irrigates an area nearly as large as the Ghár Canal, viz., 350,000 acres. In addition to the usual supply at its head the Western Nára receives water at the 95th mile from the Pritchardwah, and for this feeder in turn it was this year found necessary to make a new cut from the river near Channa village. The cut is 5 miles long, and crosses the now ineffective cut of 1912 near its tail. It is in soft material and had to be protected from scour by groynes; the whole cost was Rs. 1,34,000 and the cut has proved a great success.

Between the 70th and 80th mile of the canal there is a narrow portion with low banks throttling the discharge. Two serious breaches occurred in Mehar Sub-division which took 5 days and 10 days respectively to close, but in spite of the regulation of supply, which in consequence of the danger of breaching was imperative, the cultivation was excellent.

Besides the required improvements indicated last year but not yet carried out, viz., a new feeder, cutting off bends and improvements to branch channels, it is important to arrange for the diversion of the Gaj Nai, a hill torrent, which comes down in sudden huge spates, causing damage in the Kakar and Johi tálukas.

This important canal, 67 miles in length and irrigating 100,000 acres, is the chief source of supply of the Shah Bunder Sub-division of the Karáchi District on the left bank of the Indus. The canal with all its branches has worked very satisfactorily and produced excellent crops.

The Kalri Canal takes off from the river on the right bank near Luka and runs south-west through Tatta Táluka and into Mirpur Sákro Táluka.

Until the occurrence of the breach in the Panah-Baghar bund in July the cultivation in the above tálukas was in a flourishing condition. The improvements required for this small canal are still under consideration.

This is the southernmost canal on the right bank. It was originally a mouth of the Indus, and is a large straggling untidy channel with no head regulator, so that when the river is in high flood the canal banks are in danger of breaching. The past year proved

unfortunately a disastrous year for the greater part of the Baghar tract. Many small breaches occurred in its embankments and were successfully closed, but a large breach on the left bank in Baphi-Gharko and a breach in the Thahimani loop of the Baghar-Uchito bund destroyed the greater part of the cultivation on the Baghar and its branches. In addition to the destruction of crops very extensive damage was done to the branches of the Baghar Canal and the repairs will cost a large sum of money. Experience has now proved that regulation is necessary and a project for the construction of a head regulator is under preparation.

Unfinished works.

The following are the principal original works under this head, i. e., works for which only revenue accounts are kept, which were either commenced during the previous year or during the year under report, and were in progress :—

	Expenditure during 1914-1915. Rs.
(1) Improvements to Dhamrao Canal & Western Nára	8,671
(2) Converting a road bridge across Baghdadwah into a head regulator	1,358
(3) Constructing a head regulator over the Sadabahar Canal at its head	1,882
(4) Constructing an escape sluice in the right bank of Sadabahar Canal opposite the Phusni sluice	2,565
(5) Providing an escape sluice in the Baghar Right Bank to drain Kalankot Dhand	1,461

Openings under the railway.

In the Shikárpur Canals District the bridge under the North-Western Railway, through which the Garkanowah used to flow, was closed about the year 1906-1907 by the railway, and zamindárs dependent on it suffered much from deficiency of water-supply. A new cut has therefore been constructed this year to feed the Garkanowah. The railway have made a new culvert in their bank and have also constructed a diversion bund in which the head regulator for the canal was built by the Public Works Department.

Karia heads.

The policy of doing away with unnecessary karia heads and getting permanent sluices of correct size built wherever possible was steadily and systematically pursued on all canals throughout the year.

C.—INDUS LEFT BANK DIVISIONS.

(i) Works for which Capital and Revenue Accounts are kept.

While all the canals in the Right Bank Division take off directly from the Indus river, those in the Left Bank Division fall under two heads, viz. :—

(a) The canals taking off from the Eastern Nára.

(b) The canals taking off directly from the Indus.

Under (a) are the Nára River, the Jámráo, Mithráo, Khipro, Thar and Hiral Canals, of which the Khipro flows during the inundation only, the rest being perennial. The Thar, though classed as perennial, is closed on or about the 1st December each year to save the country round about from being water-logged.

Under (b) are the Dád, Nasrat, Fuleli, Hasanali and a large number of smaller canals, all being classed as inundation canals though the Fuleli receives a fair rabi supply.

(a) Canals taking off from the Eastern Nára.

Nára Supply Channel.

This is an artificial channel, 12 miles in length, taking off the river on the left bank above Rohri, and forming the mouth or feeder to the Nára river, an ancient course of the Indus. It possesses a head regulator at 4,000 feet distance from the river, which is used to close off the river supply in times of heavy floods and to prevent silting. This is especially necessary when the floods from Ghotki in the north spread over the country and flow into the Nára beyond the 12th mile.

The Ghotki floods occur only when the set of the Indus is strongly on the left bank in that part of its course.

The head regulator was closed from 3rd to 15th August as floods from Ghotki computed at 65,000 cusecs entered the Nára. The project for excluding these floods by means of a protective bund has been sanctioned by the Government of India, and work will be commenced in the coming cold weather. Heavy silting occurred at the mouth of the channel, when the regulator was closed and trees, etc., were swept in as far as the regulator from an erosion of the river bank 6 miles up stream. After continuous day and night work extending over a month and a half this obstruction was cleared away. Subsequently a favourable change in the river current scoured away all the silt above the head regulator, so the rabi supply to the canals dependent on the Nára was not interfered with.

The Nára.

The Nára river is a natural channel running for 96 miles to the Jámráo head works and 100 miles on to the Thar weir. There is a training bund near the Jámráo weir, and from there onwards, so as to confine the floods more or less to the channel. The Nára commands over 500,000 acres of culturable land, but only about 37,000 acres are usually cultivated.

Jámráo Canal.

This is the first and most important canal taking off from the Nára river. The command is roughly 800,000 acres, and an area of 300,000 acres could certainly be irrigated annually, if an unfailing perennial supply of water could be assured. The rabi supply is, as already explained, dependent upon the condition of the Nára supply channel, which may

suffer from silting. Recently the rabi supply has been good and the area of irrigation has now risen to 253,000 acres. Cotton is the favourite kharif crop, covering 140,000 acres or 80 per cent. of the kharif area.

The condition of the river approaches at the head of the Jámráo and of the canal itself is very satisfactory. The remodelling, commenced in 1911, is now practically completed.

The only other important canal of this system is the Mithráo, which commands 400,000 acres. The irrigation was 33 per cent. of the command, a little over the average. Mithráo Canal.

The new 30th and 45th mile Mithráo Right and Left Bank Distributaries are now under construction. They will add to the area of irrigation and revenue, and similar schemes will follow when these are completed.

These small canals only command about 220,000 acres, and the area irrigated was about one-third of the command. Khipro, Hiral and Thar Canals.

The Khipro is the least efficient, but a new head is being built for it, which will ensure a more regular supply.

(b) *Canals taking off direct from the Indus.*

These are two very important systems, commanding together a culturable area, in the Hyderabad and Nawábsháh districts, of 728,000 acres. Like most of other large inundation canals in Sind they have more than one mouth and their prosperity or otherwise depends upon the efficiency of these mouths. The river may leave a mouth, or may fill it up with silt, and the supply of water will be diminished or fail; but if the river is favourable the canal will give excellent irrigation producing bumper crops. Nasrat and Dád Canals.

Both the Dád and Nasrat have experienced bad years, but they are now fortunately doing well, especially the former on which, though some damage occurred to the kharif crops by flooding, the rabi wheat is reported to have been a fine and extensive crop. The cut of 1912-13 leading into the Bharti Dhand was very successful this year and has been preserved in equally good condition for the coming year.

In the case of the Nasrat the river was more unstable. The Lukhman Gharo Cut of 1912-13 was at first useful, but rapid erosion and a change of course subsequently brought the river supply direct into the Lundi Dhand and the former cut became inoperative. Fortunately however the supply was not interrupted and so both the canals had a prosperous year irrigating more than the average area.

The largest of all the Sind canals is the Fuleli, whose head is near Hyderabad. It has the advantage of an excellent supply of water all the year round and commands 1½ million acres of culturable land. The silt bank which had formed at the mouth of the canal in 1912 has now entirely disappeared and no further trouble is anticipated. Erosion inside the canal is being successfully combated, as on the Ghár, Jámráo and other canals, by groynes. The replacing of the antiquated needle type of head regulator by groups of horizontal gates has had to be postponed on account of the war. Special attention is being paid to the gradual improvements of the branches and distributaries on this canal, and the possibility of fostering rabi irrigation, so as to utilise some of the large amount of water which flows to waste every year at the tail escape of this canal in the rabi season. Fuleli Canal.

The area cultivated during the year was about 390,000 acres which is about the average figure.

The Hasanali Canal is on the left bank about 20 miles south of Hyderabad. The length from the river bank to the head regulator was so seriously silted that the supply was threatened. Fortunately the strenuous efforts made to clear the channel were rewarded with success and an area of 18,000 acres, a little more than the average, was brought under irrigation. Hasanali Canal and other canals.

On the numerous other canals in the Hyderabad district a good deal of damage was done to the kharif crops by abnormally high floods resulting in a reduction of the area of crops brought to maturity, but the crops were of excellent quality.

The Ren Distributary system came into operation this year and worked well. It is found that the irrigable area will not be quite as much as originally anticipated as some of the land is not suitable for cultivation but the channel is a very useful one.

The Great Marak like many other inundation canals has no head regulator. In recent years the river has risen higher than usual and this has caused breaches. The annual damage done in this manner has been about Rs. 12,000 for the last three years. Great Marak.

(ii) *Works for which only Revenue Accounts are kept.*

The principal canals under this head are the Naulákhí, the Mehrabwah, the Gháro Mahmudo and the Kari Shumáli. These canals had good crops.

The Naulákhí supply failed somewhat in August, when part of a protective bund was washed away by the river. Then the progress of erosion reached the vicinity of a bend in the second mile of the Naulákhí Canal and a new inland chord channel had to be excavated between mile 1 to 3. This channel is now in working order.

The Mehrabwah is generally looked upon as a most unsatisfactory canal, but it did well last year and has again had an excellent season.

The new cut to feed the tail of the Gháro Mahmudo from mile 3 of the Sangrowah, which was excavated last year, proved very satisfactory.

D.—PROTECTIVE EMBANKMENTS.

The purpose of the long lines of protective embankment found in Sind is to prevent the flood waters of the Indus from spreading over and devastating the country. In certain cases, the flooding of the country is beneficial, but it must for this purpose be kept under suitable control, as in the case of basin irrigation in Egypt, or the lowlying land must be of limited extent, as on the banks of Deccan streams. In Sind when the Indus overflows its banks it pours over a vast area of lowlying country on both sides and spreads until all the moisture is absorbed.

The permanent security of cultivation cannot be assured without protective bunds; these are therefore the most important works in Sind and one of the most arduous and responsible tasks of the engineers is to keep them in perfect repair, and to replace in good time by fresh embankments, called loops, all those portions which seem to be threatened with destruction by the erosion of the river.

Starting from the northern boundary of Sind on the right bank the Kashmor bund extends to the Begári Canal. It was not subjected to serious erosion this year. The Sukkur-Begári bund next to it had two small breaches, and some leaks, which involved the necessity of calling up zamindari labour for help. On the left bank north of Rohri the bunds are smaller and of less importance. There were five breaches in the Naich bund and three in the Kasimpur bund. No particular damage resulted.

South of Sukkur on the left bank the Western Nára bund breached at mile 39/2 and mile 72/1 and considerable damage resulted. The extension of this bund from mile 69/1 to mile 80/6 was in progress and it has now been decided to continue it from mile 80/6 up to Sehwan.

The Mánjhand bund which is further south was raised and strengthened in its first 3 miles, but a bad breach of 700 yards width occurred near its tail, and the villages of Lákha, Kachi and Khuman and the North Western Railway were saved only by making other cuts to let out the water.

The Mikrao and Tirchi bunds on the left bank in the Nasrat Canals District were severely tested with 10 feet and 5 feet of water against them respectively but they stood well. Owing to the flood level being higher than any previously recorded, the Ghalian bund between the old and new Fuleli mouths was overtopped and breached at several places, and the kharif crops here were a complete failure. This bund has now been raised to 2 feet above this new high flood level.

The Jamshora bund south of the Fuleli was only saved by most unremitting attention and effort. It has also been raised now. A failure here would have meant flooding the whole land up to the railway bank and beyond it to the south of Hyderabad. The Gidu bund opposite Kotri was partially washed away and had to be remade inland. Further south the Hajipur bund on the left bank stood well. In the Karáchi District there are lengths of 51 miles of bund on the right bank and 94 miles on the left bank. Large breaches occurred in July 1914 in the Panah Baghar and Baghar Uchito bunds. The very large floods passing through these reduced the flood level in the river, and thus saved the left bank bunds from damage. The raising and strengthening of all the Karáchi District bunds has been completed.

It will be seen from the above that this was a year of most strenuous work for the men in charge of the river bunds, the inundation having risen to an unprecedented height; the Government of Bombay have expressed their appreciation of the work done by all concerned.

E.—INDUS RIVER COMMISSION.

Indus River
Commission
works and their
classification.

The works executed during the year were charged to "43, Irrigation Minor Works and Navigation—Agricultural Works—Works for which neither Capital nor Revenue Accounts are kept". All surveys, carried out under the supervision of the Chief Engineer, Indus River Commission, are classed under this head.

Survey of the Indus.

During the year the usual topographical surveys of the Indus, dhands and bunds, etc., were made and the length surveyed aggregated 2,409 miles.

As was done in the previous three years, the whole course of the River Indus from Rohán in the Punjab down to the bifurcation, a clear length of 535 miles, also 37 miles of the Haideri and 63 miles of the Ochito were surveyed and plotted.

In addition to this, surveys of the Gudu Dhand and its feeders and the "Central passage of the Indus" were carried out and cross sections of the river were taken at Jherruck, Belo and just above the bifurcation and of Haideri and Ochito below the bifurcation.

Khairpur boundary
rails.

The Khairpur boundary rails, 84 in number, were all inspected. A new rail and pointer were fixed on range line 30 on the left bank, as the original ones had been eroded by the river. Rails with their pointers on the range lines Nos. 31, 32, 33, 34 and 35 on the left bank were shifted and refixed further inland, as they were in danger of being eroded. Their distances from the midstream fixings has been noted.

A few range lines were measured and the distances from the rails to the midstream fixings were checked.

Gauge readings of the river were taken during the year daily at 10 stations, twice a week at 4 stations, and weekly at 9 stations.

Observations were also made on the velocity at various depths, on sand waves or the movements of the bed of the river and on the silt in suspension, and the discharges were regularly measured. The results will be published in the Indus River Records. The principal figures of the discharges at Sukkur during the inundation and the minimum discharge of the year, compared with the results of previous years, are as follows:—

Month.	1910-1911.	1911-1912.	1912-1913.	1913-1914.	1914-1915.
	C. ft.	C. ft.	C. ft.	C. ft.	C. ft.
June	10,491,000	13,325,000	8,138,000	8,432,000	7,401,000
July	14,037,000	11,725,000	16,227,000	10,586,000	21,453,000
August	17,340,000	10,916,000	17,275,000	13,377,000	18,359,000
September... ..	10,699,000	9,050,000	7,034,000	7,670,000	13,863,000
*Total	52,567,000	45,016,000	48,674,000	40,065,000	61,076,000
Average discharge ... Cusecs.	430,902	368,984	398,967	328,402	500,623
Maximum discharge * ... Cusecs.	700,440	582,742	721,256	621,156	948,728
Minimum discharge, June to September Cusecs.	196,829	211,089	105,230	108,513	176,894
Minimum discharge observed throughout the year. Cusecs.	32,448	35,311	23,730	23,719	40,664

* Note.—These totals and their constituent figures are the sums of the daily observations of the Indus in cusecs. To arrive at its total discharge during the period concerned, the figures given in the table must be multiplied by 86,400 (the number of seconds in a day.)

The observations at Dera Gazi Khan during the cold weather were discontinued this year and in their place observations at Mithankot, above and below the junction of the Chenab with the Indus, were instituted. The latter observations will in future be continued. As the Mithankot discharges were measured from the middle of January to the end of March, a short period only, they are not given in this report.

The estimated cost of the works under these heads sanctioned during 1914-15 by the Indus River Commission for execution by Executive Engineers and by the Commission is given below:—

A.—Indus Right Bank Division.

District.	Extensions and improvements.	Special repairs.	Total.
	Rs.	Rs.	Rs.
Begari Canals	18,640	2,107	20,747
Shikarpur Canals	5,564	3,727	9,291
Western Nara	28,253	1,786	30,039
Karachi Canals	56,462	...	56,462
Total	1,08,919	7,620	1,16,539

B.—Indus Left Bank Division.

Nasrat Canals	7,205	7,205
Fuleli Canals	1,853	1,853
Total	9,058	9,058

C.—Indus River Commission.

Works under the direct control of the Indus River Commission	63	...	63
Grand total	1,08,982	16,678	1,25,660

The total expenditure under this head on the several works under the direct control of the Indus River Commission was Rs. 38,721, of which Rs. 2,182 were spent on the river gauge establishments at Sukkur, Kotri, Jherruck, Khairabad (Punjab) and the Indus Delta.

The total expenditure incurred and accounted for by the Indus River Commission was:—

Works	940
Repairs	38,721
Establishment	95,408
Tools and plant	2,390
Total	1,37,459

The snagging tour on the Indus lasted from 10th to 27th January 1915, and extended from Kotri to Keti Bunder. This important work consists of the removal of snags and trees

- washed down by the river, causing obstruction to navigation in the main channels. Snagging was also carried out in the Eastern Nára from 6th February to 15th March 1915.
- Erosion.** Heavy erosion occurred at mile 5/0 of the Kashmor bund and at miles 9/4 and 21/1 of the Sukkur-Begári bund, the maximum rate of the erosion being 1,180 feet, 700 feet and 900 feet per week respectively.
- Dredger "Mudlark."** No clearance work was done this year by the dredger "Mudlark". Certain gear required to increase the efficiency of the dredge has been arranged for in England, but, owing to heavy pressure of work entailed on the firms at home on account of the war, it will not be ready for some time. On arrival it will be fitted to the dredge at Kotri.
- Sukkur Barrage.** Further investigations were made in connection with the question as to the effect which the increased irrigation in the Punjab is having upon the river supply at Sukkur.
- Surveys were also made for the selection of a new barrage site below the Sukkur Gorge, and lines for the Left and Right Bank Canals to lead from this site to join the original canal alignments. These surveys proved satisfactory, and at a meeting at Sukkur of Bombay Irrigation Engineers with the Inspector-General of Irrigation it was unanimously decided that the preparation of new plans and estimates should be strongly recommended for a barrage below the Sukkur Gorge and for a canal on each bank. The Government of India have been addressed accordingly.

F.—MISCELLANEOUS.

- Plantations.** The nurseries and gardens are all in good condition.
- The existing plantations on canals and bunds were well cared for. New trees were planted in all the districts in the Indus Left Bank Division on various canals and bunds and they are all thriving.
- Efforts are being made to increase the plantations in the Right Bank Division except in the Ghár Canals District. The poor state of these in the Ghár Canals District is no doubt due to the poor quality of the soil and the want of wells in the compounds of the inspection bungalows. This matter is receiving the special attention of the Executive Engineer.
- Irrigation of cotton crops.** Cotton is grown only on the left bank of the Indus. No Egyptian cotton was grown. The number of waterings given to indigenous cotton was 7 for lift lands and 6 for flow lands in the Nasrat Canals District. The interval between waterings on lift lands was from 10 to 15 days and in case of flow lands 15 to 27 days, and the waterings continued till 26th September.
- On other inundation canals the number of waterings were from 3 to 10 times ending with August or October.
- In the Jámráo Canal District the number of waterings given varied from 6 to 11 for lift lands and from 5 to 12 for flow lands and the last waterings were between 12th September and 5th December.

III.—DECCAN AND GUJARÁT.

A.—NORTHERN DIVISION.

- Irrigation in the Northern Division is done mainly by means of small tanks or reservoirs dependent on local rainfall, but there is one large canal system in the Ahmedabad District.
- In the year 1914-15 the rainfall was extraordinarily heavy in Ahmedabad, viz., 40 inches against an average of 29 inches. In other parts the rainfall was sufficient.

(i) First Class Irrigation Works.

- The Háthmati Canal and the Khári system.** These canals provide water for lands in Ahmedabad and Kaira. The Háthmati Canal is fed by the river of the same name. Besides irrigating lands immediately under its command, the canal supplies water to the Bokh reservoir for storage, and also to the Bhujwa channel which flows into the Khári river, thus feeding the Khári Cut Canal and Khári sluices in an area of ancient irrigation. There are some small tanks in this area too but the principal one dependent on the Khári Cut is the Chandola.
- The Háthmati had an excellent flow lasting from June to the end of March. The Bokh reservoir was filled once and the small Chandola tank was filled nearly three times during the season. As a consequence of this good supply and the excellent management of the officer in charge of Gujarát irrigation, even the last year's figures were beaten and 21,500 acres were irrigated yielding a gross revenue of Rs. 1,13,000. This return is more than double the average. The principal crop is rice, about 16,000 acres, and there are 3,000 acres of pulses.
- The Khári Cut extension project was completed and will be useful in years of good supply.
- Tanks in Kaira.** The Tranja-Nagráma tanks can usually only get a very poor supply as they depend upon a feeder channel, having no catchment of their own. This year no water came to them. But the Wángroli, Sávlí and Saiat tanks all filled and irrigated 3,500 acres with Rs. 14,000 gross revenue as compared with less than 900 acres last year.
- The special repairs necessitated by last year's breaching of these tanks have been satisfactorily completed.

This is a work in Dohad Táluká of the Panch Maháls which was commenced for the purpose of famine relief in 1912. It has now been completed.

(ii) Second Class Irrigation Works and Agricultural Works.

The flood in the Khári river on the 10th July 1914 reached 10 feet at the Raipur weir and it damaged the old wooden structure, washing away six of the gates. Temporary repairs were very promptly made with masonry and rails and needles in a 60-foot length and water was successfully headed up for the Khári Cut. Khári sluices.

This heavy flood also caused a breach in the protective bund at Lali and the water flowing into the Gobraj tank filled it to above waste weir level. The Bherai reservoir and all the other tanks were filled, and subsequently water was also given for the irrigation of the rice crop in the kalambandi villages, though the transplantation was late for want of labour.

This small work was built about 14 years ago and is classed as an agricultural work. It is near Dohad, and has two canals; it irrigated about its average area, 390 acres, as the tank did not fill. The gross revenue was under Rs. 1,000 and cost of maintenance Rs. 3,500, which is a somewhat disappointing result. Muvália tank.

There are numerous small tanks in Gujarát, of which a portion are attended to every year, so as to maintain their irrigating efficiency. Improvements to 116 and repairs to 71 such tanks were undertaken this year. Improvements to 1 and repairs to 15 tálukdari tanks were also carried out. Old tanks and drainage channels.

Drainage channels and reclamation works were kept in working order.

B.—CENTRAL DIVISION.

Since the formation of the Deccan Irrigation Division referred to in the Administration Report of last year, the Central Division contains only a few irrigation works of importance.

(i) First Class Irrigation Works.

The tanks of the Sholápur District, Ekruk, Ashti, Pathri, etc., and their canal systems constitute the most important of the irrigation works remaining therein. The Ekruk tank, which was constructed for irrigation purposes exclusively, has for many years furnished the town of Sholápur with large supplies of water for industrial and domestic needs.

An important work is now in progress at Sholápur for improving the water-supply of the town. For years it has drawn its supply from an open channel fed from the Ekruk tank; but this unsatisfactory arrangement is shortly to be replaced by a scheme for drawing the water direct from the tank through cast iron mains. The project includes the installation of more powerful pumping machinery and additions to the existing service reservoir in the city. This work is progressing satisfactorily. The engine house is completed and a rising main to the new reservoir has been laid.

The project for enlarging the catchment area of the Ekruk tank referred to in paragraph 16 of the last report has been held in abeyance for want of funds till other more urgent projects are disposed of.

The area irrigated on first class works was 13,000 acres, being less than the average, because of the favourable rainfall. The assessed revenue Rs. 1,45,000 was also below the average.

(ii) Second Class Irrigation Works.

The expenditure on extensions and improvements and maintenance and repairs to the sandhárás situated in the West and East Khándesh Districts was Rs. 15,073.

C.—DECCAN IRRIGATION DIVISION.

(i) First Class Irrigation Works.

This Division includes all the irrigation works constructed or under construction as a protection against famine, also the Mutha Canal system, which is classed as a productive work, and three small tanks in the Poona District. The works in existence will be first referred to and then a somewhat detailed account will be given of the large and important projects on the construction of which over 40 lakhs of rupees a year are now being spent.

(a) Works in existence.

Protective Works.

Of the works in being, this is the largest in the Deccan and is situated in the Poona District. A comparison between the busy agricultural operations on the left bank of the Nira valley and its 50,000 acres of rich irrigated crops and the dry cultivation on the right bank demonstrates in a most convincing manner the value of perennial irrigation. The trouble experienced with waterlogging and salt efflorescence is a small matter when contrasted with the benefits obtained, but the evils of over-irrigation and careless use of water, which are some of the principal causes of this damage are being combated, and certain rules Nira Left Bank Canal.

have been framed by which the wastage will be reduced and the cultivation will at the same time be improved. Sugarcane occupies close upon one-fifth of the area irrigated. It is a most profitable crop to the owner and yields a good revenue to Government. It forms the cherished possession of each man who owns a block of irrigation on the Nira. Experiments are now being made with the advice of the Agricultural Department in an improved method of sugarcane cultivation, by which it is hoped that the area of cultivation may be extended considerably without a greater expenditure of water. The block leases will terminate in 1917 and careful surveys are in progress for the selection of a set of permanent block areas on which all the necessary improvements will have to be carried out as a condition for guaranteeing the supply of water for a long term of years.

In connection with waterlogging a remedy was sought in the curtailment of canal irrigation to 10 months on certain lands and the use of pumps or lifts for the remaining 2 months. This experiment has so far proved a failure because of the very heavy expense of raising water even with short lifts; the cultivators owning sugarcane would willingly pay an extra Rs. 30 an acre for the two months for flow water. An additional objection was that in some cases this subsoil supply was found to be brackish and unsuitable for irrigation. As a means of reducing the water level in the waterlogged soil this pumping has also proved a failure where it was most wanted, namely in retentive soils, because of the steepness of the cone of depletion. This means that the water level would by pumping be rapidly reduced in the well, but not much affected in the surrounding area at a short distance from the well.

The distributaries on this canal system are now being gradually remodelled, and efforts are being made to control the supply in places by some single form of measurement with Cippoletti weirs and adjustable outlets.

The area irrigated, though not approaching the previous year's high figure, was very satisfactory, being 54,133 acres, yielding a gross revenue of Rs. 5,26,536, which is over 8 per cent. of the capital cost. It has been found that the working expenses of this canal have been cut down beyond the economical limit, resulting in considerable deterioration of the minor channels. As the proportion of sugarcane is so high, the rate of maintenance per acre of irrigation should approximate more to Rs. 3 than Rs. 2 for efficient management, and this would represent about 2½ per cent. on the capital cost.

Mhaswad Tank
Canals; Girna Left
Bank Canal.

Of the other protective works in operation the Mhaswad Tank Canals in the Sholapur District yielded for 6,342 acres of irrigation a gross revenue of less than Rs. 5 per acre and less than 1½ per cent. on its capital expenditure. The canals are about 30 years old.

The Girna Canal in Násik is a new irrigation work and is developing slowly. The storage work is at Chankapur.

Productive Works.

Mutha Canals.

This is the only important major productive work. It lies in the Poona District, including under a total cost of 77 lakhs of rupees the expenditure on the Poona water supply, and yielded this year a total gross revenue of nearly 5 per cent. The area this year was 12,298 acres, which is less than the average.

It is proposed to free this canal system from the Poona Water Supply, the charges and receipts of which at present form part of the canal accounts. The canal will supply the water as heretofore at the pumping station, and the Poona Water Supply will be debited with a charge for the quantity of water taken. Control will remain with Government as very important purification works are now being undertaken and the distribution has to be made to all classes of the population including the military.

Other works.

In connection with the other major and minor works it may be said that the year was an average one. There are no important facts or problems to be reported regarding any of these little works.

(b) Works under Construction.

Godávari Canal
project.

The main object of the Godávari and Pravara schemes is to bring under irrigation the fertile lands in the Godávari and Pravara valleys of the Ahmednagar District. These areas are often visited by famine or scarcity, and, without irrigation, afford but a precarious livelihood for the cultivators.

The Godávari scheme, which is the first of the new large protective irrigation projects, was estimated to cost Rs. 96 lakhs. Its reservoir (Lake Beale) is in the Igatpuri Táluka of the Násik District. It is formed by a long masonry dam on the Dárna river opposite Aswali station on the G. I. P. Railway. The dam can be seen clearly from the railway. The lake can hold 8,818 million cubic feet of water, which is let down the river for 51 miles and then picked up at the Nandur Madmeshwar weir and passed into the Right and Left Bank Godávari Canals.

The damage done to the masonry at the large sluice openings which was referred to in last year's report was effectively remedied in May 1915. The damage did not cause any serious loss of water. As the canals are not yet quite completed and the irrigation is only in process of expanding, the water stored is for the present much in excess of requirements. The two canals combined can discharge 612 cubic feet per second and command 232,390 acres up to the borders of the Nizam's territory. To facilitate the discharge of water into the canals a small wall, 3 feet high, has been raised on the weir crest, which provides a head

of 4 feet above the full supply level in the canals. It is hoped that the great trouble from weeds in these two canals will be somewhat reduced by the agency of this wall, after a sufficient amount of silt has been deposited on the shallow margin of the weir basin. At present clear water runs down, except during the monsoon, and the growth of the weeds is very rapid. If turbid water can be made to pass down, as happens in the Nira Left Bank Canal, the weeds will disappear and the discharging efficiency of these canals will be restored.

The seepage complained of so much at first is diminishing, and lands previously water-logged are now dry. This is attributed to the staunching effect of fine silt entering during the monsoon.

The cultivators are being trained to carry out irrigation in an orderly manner, and there is no doubt that there will soon be a great demand for water, but the general complaint is want of capital for the purchase of agricultural implements, bullocks, manure, etc., required for cultivation of large areas of valuable crops under canal irrigation. The irrigated area this year was 17,100 acres, half what it was two years ago.

The construction of new roads in the irrigated area is in progress.

The expenditure on the Godávári project was 3½ lakhs of rupees.

Just to the south of the Godávári Canals lies the Pravara Canals project. Its left bank canal commands a splendid tract of land between the Pravara and the Godávári rivers abutting against the tail command of the Godávári Right Bank Canal. Pravara Canals.

The storage is at Bhandardara, south of the great Kalsubai Hill. The dam is to be 260 feet high and the water from this reservoir will be let down the Pravara river for a distance of 53 miles and will then be picked up by the weir at Ojhar and enter the Pravara Right and Left Bank Canals. The whole project is to cost 81 lakhs of rupees, but a revised estimate is under preparation, partly to provide for excesses in construction and partly for the proposed increased height of the dam, which will give a larger storage.

The masonry of the dam was raised 20 feet during the year and it is now 90 feet above river bed. The monsoon flood water is still being allowed to flow over the structure, a testimony to the excellence of the mortar used.

The raising of the pick-up-weir at Ojhar and the reconstruction of the left bank head regulator will be completed next year.

The combined discharge of the two canals is 683 cusecs, and their command 228,720 acres; so the Godávári and Pravara projects are almost of equal size. The latter has the advantage of a greater storage, but the former has, with the Godávári and Kadwa rivers, a much larger catchment area from which it draws its supplies. A special feature of the Pravara project is the exceptionally good gardens and nurseries established in the bungalow compounds by the Executive Engineer, and it is hoped that the gardens will eventually prove financially profitable. Much attention is being paid to the plantation of trees along the canals. The expenditure on the Pravara canals was 6½ lakhs of rupees.

Extensive preparations have been made for the construction of a new dam, a mile long and 160 feet high, to replace the present graceful structure, 100 feet high, designed and built by Mr. J. E. Whiting, M.A., M.I.C.E. The original intention was to build the new dam over the existing one, but that proposal has been abandoned for various reasons and an entirely new dam is to be constructed, at a safe distance from the old one. A length of 1,750 feet of the excavation has been finally passed for foundations, another 1,380 feet will soon be ready, while in 1,200 feet of the river portion the presence of red rock is proving troublesome but sound rock is available below it. About 1,000 feet length of the new dam lies inside the existing tank and work can only be done there during half of the year. Nira Right Bank Canal—Lake Whiting dam.

The red rock found in the river, though used for foundations in parts of the existing dam, is not strong enough for the pressures in the deepest part of the new high dam, hence the foundations must be taken down below this material in the river portion.

The irrigation water is being carried over the new foundation trench by means of a steel pipe 5½ feet diameter supported on masonry pillars and connected to three 30-inch sluices laid in the old dam. The 15 large undersluices of the old dam, each 4' x 8' in size, the purpose of which was to keep the tank clear from silt by the discharge of the first floods of the monsoon, cannot be used again until the new dam has been founded and brought up above ground level in the river portion.

The machinery on the works is to be driven by electricity produced by water power from the existing dam. The preparation of this plant has been somewhat retarded by the war in Europe. The war has also prevented the adoption of an aerial ropeway for the transport of lime and this work will therefore be done by bullock carts. Masonry has been commenced on a short length of the dam. The expenditure of the year was 12 lakhs of rupees.

About 3½ lakhs of rupees has been spent on foundations of the dam, otherwise the expenditure of about 17 lakhs of rupees up to date is for machinery, water-supply, all kinds of buildings, kilns and lime supply, communications and materials at site. The cost of the whole dam will be about 100 lakhs of rupees.

While the construction of the Bhatghar dam is in charge of one Executive Engineer with the usual staff, the Nira Right Bank Canal has been entrusted to two separate Executive Engineers who spent over 18 lakhs of rupees during the year, continuing the excavation and Canal.

heavy embankments on this large work. A large number of masonry works were commenced. The experience of the last three years has shown that a revised estimate is necessary and the probable excess, which is considerable, is due among other reasons to the rise in cost of labour, the scarcity of water and fodder in the Sholapur tract and the insufficient provision made originally for obtaining suitable materials for the embankment from long leads.

There will also be a considerable excess on the dam partly due to the change of design, which provides for a new structure entirely separate from the old one, and partly due to a rise in the rate of labour and for other reasons. The work has been carefully inspected by an experienced contractor of considerable standing in India and he has expressed his inability to compete with the rates at which Government propose to carry out the whole work.

Girna Left Bank
Canal extension.

This is a small work to which water is supplied from the Chankapur tank. The extension, carrying about 40 cusecs only, will take the canal as far as Málegaon. The work is under construction.

(ii) Second Class Irrigation Works.

On repairs, extensions and improvements to the bandhárás and small village channels, situated in Násik and Ahmednagar Irrigation District, a sum of Rs. 16,823 was spent.

D.—SOUTHERN DIVISION.

In the Southern Division there was a considerable decrease in the area of irrigation mainly under the Krishna Canal, Sátára District, and the Gokák Canal, Belgaum District, because of the seasonable rainfall.

The major and minor works of the first class irrigated nearly 21,000 acres of land, while the very numerous second class works, for which no capital accounts are kept, irrigated 73,000 acres or little below the average.

(i) First Class Irrigation Works.

Krishna Canal.

The only major irrigation work is a small weir with canal system on the Krishna near Karád, on which about 1,500 acres of sugarcane is grown. It irrigated only 3,600 acres of land yielding a gross revenue of Rs. 51,700—about 5½ per cent. on its capital cost. The project for raising the water level at the weir by movable shutters has not yet been fully carried out; the strengthening masonry was constructed last year, and the shutters are under construction.

All the first class minor works in this Division are small; the most important of them is the Gokák Canal. This system consists of a masonry weir across the Ghátprabha river at Dhupdal which supplies water to the Gokák mills and also to a short canal. The area irrigated was only 6,500 acres and the gross revenue assessed at Rs. 30,600 was only a trifle over 2 per cent. on the capital cost.

Gokák Canal.

As the river supply failed earlier than usual the Gokák mills supply had to be curtailed between 7th February and 2nd May 1914, an unusually long period, and a rebate of Rs. 1,683 was granted to the company.

In the last year's report an error was made in describing the flood as a heavy one; the discharge was 54,000 cubic feet per second and stood only 2.74 feet on the weir crest. This year, however, witnessed the greatest flood on record, when on 6th August a discharge of 218,500 cusecs was measured giving a run-off from the 1,080 square miles catchment, of 0.314 inch per hour. This flood was 7.5 feet deep on the crest of the weir, and remained so for 3½ hours.

The Gokák Canal extension scheme has been sanctioned by the Secretary of State. It will cost close on Rs. 200 lakhs and commands 500,000 acres, nearly half of which is in Native States. Orders for commencing this work have not yet issued.

Revari and Chikhli
Canals.

The only other two works taking off direct from rivers without storage are both in the Sátára District, the Revari and Chikhli Canals irrigating 1,200 and 400 acres respectively.

Yerla River Irriga-
tion Works. Nehr
tank.

Of canals furnished with storage works the three most important are in the Sátára District. The Yerla River Works irrigated over 4,000 acres of land yielding a gross revenue of Rs. 18,300. Work was continued on the repairs to the Nehr tank dam, a portion of which slipped in 1913. The waste weir crest has still been kept 3 feet below its proper level.

Maini tank.

The Maini Tank irrigated 1,800 acres with an assessed revenue of Rs. 7,200.

Upper Mán River
Works.

The third system referred to is the Upper Mán River Works with the Pingli tank as storage. This system irrigated about 1,000 acres, yielding a revenue of Rs. 4,000. The large Mhaswad tank, a protective work already referred to, is situated lower down on the Mán river.

Other works.

The remaining works are all small tanks mostly in the Dhárwár District. They irrigate from 100 to 700 acres each and did as well as usual.

(ii) Second Class Irrigation Works.

These small but numerous works are mostly in the Dhárwár District and on them depends the success of the important rice cultivation. During the year repairs to 89 tanks were

carried out and the expenditure on them amounted to Rs. 57,400 compared with the previous average of 1,00,700 rupees.

These special repairs generally consist of strengthening the earthen dams, making proper waste weirs and putting in efficient pipe and masonry outlets. The efficiency of the tanks is thus maintained or increased.

The work of improving the Dharma Canal system was commenced in January 1910; about 12,000 rupees still remain to be spent on this small work, which has a good area of irrigation. Dharma Canal.

E.—SCIENTIFIC WORK.

(a) Rain and River Gauging.

An extensive system of rain and river gauging was introduced on the recommendation of the Indian Irrigation Commission. The results of the river gauging are shown in a publication called the Annual Report of Supplies of Water available for Irrigation Works. The work is very difficult to carry out satisfactorily, and a class has been opened in Poona where practical instructions and demonstrations were given to the gauge karkuns as a training before they commence their annual operations.

The work has now been made into a sub-divisional charge, and a junior Executive Engineer has taken up the duties of supervision, training and calculation.

(b) Experiments on the efficiency of Canals.

Another annual publication gives a record of observations for the flow and losses in canals, the quantity of water used for irrigation, and the loss from tanks.

Occasional notes are written upon the saturation of earthen dams and the rate of deposit of silt in tank basins for which observations are being made continuously.

10.—Railways.

1. The total length of railway open for traffic in the Bombay Presidency on 31st March 1915 was 4,795½ miles, including 107 miles of line newly opened, viz.: Dhrangadra-Halvad Extension of the Dhrangadra Railway, 19.70 miles; Lunawada Road-Lunawada section of the Godhra-Lunawada Railway, 1.17 miles; Broach-Jambusar Railway, 29.78 miles; Petlad-Vaso Railway, 15.50 miles; Bilimora-Unai section of the Bilimora-Kalamba Railway, 26 miles; and Patan-Wagrod section of the Patan-Kakoshi-Khakhal Railway, 15 miles. Length of open line.

2. Of the lines sanctioned for construction, work was in progress on—(i) Harbour Branch Extension (overhead connection) to Victoria Terminus (5' 6" gauge), 1.96 miles; (ii) Dhrangadra-Halvad Extension (metre gauge), 19.70 miles; (iii) Bantwa-Saradiya section of the Shahpur-Kutiyana Branch of the Junagad Railway (metre gauge), 7 miles; (iv) Patan-Wagrod-Kakoshi Railway (metre gauge), 25 miles; (v) Khijadiya-Dhari Railway (metre gauge), 37.18 miles; (vi) Kuranga-Arathra Railway (metre gauge), 37.02 miles; (vii) Pandharpur Town Extension of the Barsi Light Railway (2' 6" gauge), 1.36 miles; (viii) Ambaji-Taranga Railway (2' 6" gauge), 18 miles; (ix) Shivrampur-Pani Extension of the Champner-Shivrampur Light Railway (2' 6" gauge), 14 miles; (x) Motipura-Tankhala Railway (2' 6" gauge), 27.16 miles; (xi) Lunawada Road-Lunawada Section of the Godhra-Lunawada Railway (2' 6" gauge), 1.17 miles; (xii) Masor Road-Jambusar Extension of the Dabhoi Railway (2' 6" gauge), 7.22 miles; (xiii) Petlad-Vaso-Pihij Railway (2' 6" gauge), 19 miles; (xiv) Jarod-Samlaya Railway (2' 6" gauge), 5.41 miles; (xv) Samlaya-Savli-Timba Railway (2' 6" gauge), 33.24 miles; (xvi) Bilimora-Kalamba Railway (2' 6" gauge), 34.79 miles; and (xvii) Anjar-Bhachau Section of the Cutch State Railway (2' 6" gauge), 24 miles. Lines under construction.

3. The following surveys were completed or were in progress during the year:—

(a) Pandharpur-Lonand Extension and Pandharpur-Sangola Section of the Pandharpur-Miraj Extension of the Barsi Light Railway.

(b) Dholka-Dhanduka and Ranpur-Dhanduka Extensions.

(c) Jamnagar-Dwarika Extension.

(d) Veraval-Talala-Una Railway.

(e) Baramati-Baura Extension of the Dhond-Baramati Railway.

(f) Vambori-Sheogaon Railway.

(g) Belapur-Nasik Railway with connection to Sangamner.

(h) Pachora-Jamner Railway.

(i) Bulsar-Dharampur Railway.

(j) Thasra-Balasinor-Virpur Railway.

(k) Extension of the M. & S. M. Railway from Hotgi to Sholapur.

(l) Nipani Branch Railway.

(m) Bodeli-Chhota-Udaipur Railway.

(n) Vijapur-Varetha Railway.

(o) Ranu-Dabka Railway.

(p) Mobha-Dabka Railway.

(q) Navsari-Kamrej Railway re-alignment.

4. Among the important works completed and in progress during the year were:—

On the G. I. P. Railway.—The new Carriage and Wagon Shops at Matunga; quadrupling of the main line between Byculla and Kalyan including the cut-off

alignment through the Parsik tunnel; the Currey Road overbridge; the remodeling of the Kalyán passenger station and yard and the re-alignment of the line on the Thull Ghát.

On the B. B. & C. I. Railway.—The remodelling of the Nadiád, Petlád, Bilimora, Broach, Ahmedabad and Baroda yards; the Carroll Road overbridge; the rebuilding of the French Road overbridge and of the Tapti and Par bridges; the sorting and marshalling yard at Bándra; the replacing of the 69-lb. rails by 90-lb. rails on the broad gauge system and the remodelling of the Parel Workshops.

On the M. & S. M. Railway.—The junction arrangements at Londri; the re-alignment of the line at Adarki and the substitution of 60-lb. rails for 41½ lb. rails on the Hubli-Harihar section and from Hubli towards Gadag.

5. Applications from private companies for the construction of the following railways were under consideration:—

- (1) Lunáwáda-Sunth-Rámpur Extension of the Godhra-Lunáwáda Railway (2' 6" gauge), 37 miles.
- (2) Viramgam-Rádhanpur Railway, 60 miles.
- (3) Deesa-Tharad Railway (metre gauge), 61 miles.
- (4) Nadiád-Kaira Railway (2' 6" gauge), 16 miles.
- (5) Talegaon-Manchar Railway (metre gauge), 38 miles.
- (6) Sátára-Koregaon Railway (metre gauge), 13 miles.
- (7) Nipáni Branch Railway (2' 6" gauge), 35 miles.
- (8) Belgaum-Saundatti Railway with an extension to Hubli (metre gauge), 75 miles.
- (9) Vámbori-Sheogaon Railway (2' 6" gauge), 42 miles.
- (10) Páchora-Jámner Railway (2' 6" gauge), 34 miles.
- (11) Vasad-Borsad-Kathana Railway (broad gauge), 27 miles.
- (12) Manmád-Málegaon-Sátána Railway (2' 6" gauge), 23 miles.
- (13) Jeur (or Pophláj)-Karda Railway (2' 6" gauge), 39 miles.
- (14) Bulsár-Dharampur Railway (with possible extensions to Lavkar and Jahgiri) (2' 6" gauge), 61 miles.
- (15) Parola-Amalner-Soukheda Railway (2' 6" gauge), 28 miles.
- (16) Extensions of the Dhond-Bárámati Railway (2' 6" gauge), (1) Bárámati to Sarati, 37 miles and (2) Bárámati to Kambleshwar 12 miles.
- (17) (a) Newása-Sangamner, (b) Belápur-Kolgaon and (c) Kolgaon to Násik City Railway (2' 6" gauge), 117 miles.
- (18) Mumbra-Belápur-Panvel Railway (2' 6" gauge), 22½ miles.
- (19) Bassein-Agáshi-Virár Railway (2' 6" gauge), 16 miles.

6. The following table shows the capital and revenue transactions of the Káthiáwár and Cutch State Railways, the Mátherán Steam Tramway and the Champaner-Shivrájpur Light Railway:—

Railways.	Capital transactions.			Revenue transactions.			
	Total capital outlay to end of 1914-1915, including suspense.	Open mileage.	Cost per mile.	Gross earnings.	Earnings per mile per week.	Working expenses.	Percentage of expenses to earnings.
	Rs.		Rs.	Rs.	Rs.	Rs.	
Bhávnagar } Bhávnagar Railway ...	1,20,88,075	206.31	58,592	15,48,360	144	7,20,272	46.52
Railway. } Dhrangadra Railway ...	11,37,252	40.73	28,339	1,15,044	55	55,264	48.04
Gondal-Porbander Railway (including Jetalpur-Rájkot and Khijadia-Dhári Railways) ...	99,91,660	219.75	(a)46,581	14,23,746	125	7,48,578	52.58
Jámnnagar Railway ...	23,70,800	(b)54.22	(c)47,142	3,01,245	107	1,91,640	63.62
Junágadh Railway ...	60,67,450	113.90	53,270	6,21,293	105	3,28,875	52.93
Morvi Rail- } Metre gauge—Wadh- way. } wán-Rájkot Section ..	40,49,409	73.94	(d)54,766	7,07,538	184	2,31,529	32.72
} 2' 6" gauge—Wánká- } ner-Morvi Section ...	12,34,310	18.89	65,342	59,443	61	49,106	82.61
Cutch State Railway (2' 6" gauge) ...	10,78,861	36.78	29,333	96,976	51	57,921	59.72
Mátherán Light Railway ...	(e)11,38,848	12.61	90,313	84,325	181	56,767	67.31
Chámpáner-Shivrájpur Light Railway ..	9,47,202	20.24	46,798	64,064	61	63,890	99.73

(a) 5.25 miles representing dock estate and quarry lines of the Porbander State in the G. P. section not included in the mileage for this as the capital expenditure for the same is not recorded in the railway books.

(b) Rájkot Junction to Jámnnagar 50.29 miles.
Jámnnagar to Bedi Bandar 3.93 "

* Worked for Goods Traffic only ... 54.22

(c) In arriving at this figure 393 miles of line from Jámnnagar to Bedi Bandar constructed by the Nawánagar State outside the railway accounts are excluded.

(d) The cost per mile has been counted on the capital outlay excluding suspense.

(e) From the commencement up to date.

II.—Tramways.

There has been no extension of the line belonging to the Bombay Electric Supply and Tramways Company. The number of passengers carried decreased from 40,692,022 in the calendar year 1913 to 40,449,634 in 1914. The number of passengers carried by the Násik Tramway decreased by 37,391 to 202,319. The substitution of steam for horse traction sanctioned by Government has not yet been effected. The East India Tramway Company of Karáchi operated on a track of nearly $8\frac{1}{2}$ miles in length and used 37 motor-trams as against 33 in the previous year. The number of miles run decreased from 604,804 to 599,725, but that of passengers carried during the year ending 31st July 1915 increased from 5,904,937 to 6,038,796.

CHAPTER V. FINANCIAL REVIEW.

I.—Financial Review, 1914-1915.

I.—GENERAL REMARKS.

1. In this review the actual receipts and expenditure of the Civil Department in the Bombay Presidency are compared with those of the preceding year. Where the figures given for 1913-14 do not exactly agree with those in the financial review for that year it must be understood that some account correction has been effected after the preparation of that review.

2. The gross actuals for the two years are compared in the following table:—

Heads.		1913-14.	1914-15.	Difference.
		Rs.	Rs.	Rs.
Gross Revenue	Imperial	10,14,36,128	9,23,72,120	-90,64,008
	Provincial	7,92,29,211	7,55,82,367	-36,46,844
Total		18,06,65,339	16,79,54,487	-1,27,10,852
Gross Expenditure	Imperial	1,19,17,592	2,03,53,842	+84,36,250
	Provincial	7,76,70,648	7,93,13,794	+16,43,146
Total		8,95,88,240	9,96,67,636	+1,00,79,396

The Provincial opening balance was Rs. 1,95,65,086 and the closing balance Rs. 1,58,33,659.

3. The chief variations are explained below. The figures at the beginning of each paragraph show the actual revenue or expenditure and the figures in brackets show the increase or decrease recorded under the head dealt with in that paragraph.

II.—IMPERIAL REVENUE AND EXPENDITURE.

Revenue.

Land revenue.

1. Rs. 1,79,67,023 (- Rs. 22,17,627). Increase or decrease as indicated by the figure under this head mean little because account adjustments between Imperial and Provincial are always effected therein. In point of fact revenue collections decreased owing to the exceptionally large collections of arrears in 1913-14. There was no substantial change in the non-recurring assignments from Imperial to Provincial revenues.

Opium.

2. Rs. 7,92,419 (- Rs. 1,61,090). The decrease is due to the fact that last year's figures were swollen by adjustments in account from previous years.

Salt.

3. Rs. 1,49,70,019 (+ Rs. 16,57,550). The increase is due to an increase in the excise duty on salt owing to abnormally large issues from the salt works caused by rumours that there was to be an increase of duty on account of the war.

Stamps.

4. Rs. 40,29,619 (- Rs. 4,10,260). The falling off was chiefly under sales of general stamps owing to the depression of trade in consequence of the war.

Customs.

5. Rs. 4,49,72,688 (- Rs. 50,82,299). The decrease was mainly due to a falling off in imports owing to the war.

Income tax.

6. Rs. 34,63,284 (+ Rs. 99,782). The increase was mainly due to an improvement in trade during the year 1913-14, the accounts for which formed the basis of assessment for 1914-15 and to an improvement in the method of collection of the tax on salaries and pensions.

Tributes.

7. Rs. 14,01,838 (- Rs. 27,161). The decrease is due to the exceptionally large recoveries of arrears in the previous year.

8. Rs. 11,91,079 (- Rs. 2,89,937). The decrease is mainly due to the transfer of interest on loans to Native States to Provincial Revenue and to the reduction in the rate of interest on the capital debt of the Bombay Port Trust.

9. Rs. 10,00,449 (- Rs. 22,51,472). The decrease is due to the absence of coinage of new rupees.

10. Rs. 1,36,148 (+ Rs. 10,688). The increase is mainly due to the increased number of gazetted officers on duty.

11. Rs. 1,38,023 (- Rs. 3,74,751). There was a decrease under Premium on Bills and under Extraordinary Items, which did not occur in 1914-15. The decrease was partially counterbalanced by receipts from captured vessels.

12. Rs. 12,50,902 (+ Rs. 14,812). No comment is called for.

13. Rs. 8,42,617 (- Rs. 27,489). There were excessively large receipts from the Godavari and Jamrao Canals in 1913-14.

14. Rs. 1,88,484 (- Rs. 716). No comment is called for.

15. Rs. 24,315 (- Rs. 5,224). There was a decrease under miscellaneous items.

Expenditure.

1. Rs. 19,86,418 (+ Rs. 5,61,519). The increase was mainly due to Customs refunds.

2. Rs. 9,29,969 (+ Rs. 1,33,053). The increase was mainly due to a change in the system of accounts whereby payments of kadim cash allowances are set off against recoveries credited to Land Revenue.

3. Rs. 8,245 (- Rs. 21,650). The decrease was due to the abolition of the Bombay Opium opium warehouse.

4. Rs. 22,78,198 (+ Rs. 38,862). The increase was due to the increased supply of Salt bags to merchants, to the increase in the cost price of salt and to the issue of denaturalised salt.

5. Rs. 1,18,745 (- Rs. 3,905). There was an increase in packing and conveyance Stamp charges owing to large issues of stamps to treasuries to replenish stocks.

6. Rs. 15,34,302 (+ Rs. 68,893). The increase is partly due to the re-organization of the non-gazetted establishment and partly to the extension of the telephone connexion in Bombay.

7. Rs. 82,923 (+ Rs. 10,264). The increase is due to additional establishment and increases in salaries.

8. Rs. 5,25,701 (+ Rs. 1,30,287). The increase is mainly due to a refund of Rs. 1,01,000 to the Bombay Port Trust.

9. Rs. 5,44,218 (- Rs. 2,88,941). There was no new silver coinage.

10. Rs. 7,38,719 (+ Rs. 25,706). The increase was mainly due to changes in personnel, extended travelling on inspection of treasuries and increased telegram charges since the outbreak of war.

11. Rs. 3,22,831 (- Rs. 19,233). The decrease was due to a large number of absentees among the senior chaplains.

12. Rs. 4,88,972 (+ Rs. 45,065). The increase was mainly due to larger expenditure incurred by the Political Resident at Aden on the entertainment of Envoys and Chiefs, durbar presents and telegram charges.

13. There was no Imperial expenditure owing to the transfer of the salaries of the civil veterinary department to Provincial charges.

14. Rs. 5,06,920 (- Rs. 24,298). The expenditure for the previous year included a large payment of arrears of pension to H. H. the Aga Khan.

15. Rs. 5,94,881 (- Rs. 1,05,315). The decrease was due to a smaller supply of paper to printing presses.

16. Rs. 1,18,637 (- Rs. 1,396). The decrease is unimportant.

17. Rs. 57,099 (- Rs. 2,42,389). Very little famine relief was required during 1914-15.

18. Rs. 44,01,326 (+ Rs. 3,24,560). The increase was due to the rapid progress of work on the Nira Right Bank Canal and the Chankapur Tank.

19. Rs. 7,63,078 (- Rs. 71,005). The decrease was mainly due to extensions and repairs on the Desert, Begari, Eastern Nara, and Nasrat Canals having been carried out on a smaller scale in 1914-15 than in 1913-14.

Interest on ordinary debt.

Receipts in aid of superannuation allowances, etc.

Miscellaneous.

Irrigation—major works. Portion of land revenue due to irrigation.

Irrigation—major works. Direct receipts.

Minor works and navigation. (Public Works Department).

Civil works. (Public Works Department).

Refunds and drawbacks.

Assignments and compensations.

Income tax.

Interest on obligations other than ordinary debt. Mint.

General administration.

Ecclesiastical.

Political.

Scientific and other minor departments.

Territorial and political pensions.

Stationery and printing.

Miscellaneous.

Famine relief.

Protective works—irrigation.

Irrigation major works—working expenses.

Chapter V. 88
FINANCIAL.

- Irrigation major works—interest on debt. 20. Rs. 11,91,625 (+ Rs. 1,17,285). The increase was due to increase in the rate of interest and large outlay on protective irrigation works and irrigation major works.
- Minor works and navigation (civil). 21. Rs. 5,719 (- Rs. 4,335). The expenditure on account of free grants for the encouragement of irrigation in specially precarious tracts was less than in the previous year.
- Minor works and navigation (Public Works Department). 22. Rs. 15,78,904 (- Rs. 1,74,926). The decrease was due to smaller outlay on extensions, improvements and repairs.
- Civil works (Public Works Department). 23. Rs. 12,08,036 (+ Rs. 3,57,733). The increase was caused by large outlay on buildings of all kinds and by increased establishment charges.
- Outlay on irrigation works. 24. Rs. 3,54,027 (+ Rs. 3,28,186). The increase was due to a large outlay on the construction of one head regulator, water courses and distributaries.

III.—PROVINCIAL REVENUE AND EXPENDITURE.

Revenue.

- Land revenue. 1. Rs. 3,31,83,591 (- Rs. 26,31,873). See the corresponding paragraph under Imperial Revenue. The decrease was chiefly due to the change in the system of accounting kadim cash allowances in alienated villages.
- Stamps. 2. Rs. 40,29,619 (- Rs. 4,10,260). See the corresponding paragraph under Imperial revenue.
- Excise. 3. Rs. 2,20,07,779 (- Rs. 2,51,663). The decrease is due to reduced consumption of liquor, to large export of ganja in the previous year and to account adjustments.
- Income tax. 4. Rs. 34,34,205 (+ Rs. 88,502). See the corresponding paragraph under Imperial revenue.
- Forest. 5. Rs. 46,80,242 (- Rs. 4,22,914). The decrease was mainly due to a fall in prices. Famine grass operations also produced less revenue.
- Registration. 6. Rs. 7,53,619 (- Rs. 73,936). The decrease is partly due to the transfer of receipts from the Registrar of Companies to scientific and miscellaneous departments; and partly to the effect of the war on the trade and general prosperity of the country.
- Interest on ordinary debt. 7. Rs. 15,26,318 (+ Rs. 1,04,728). The increase is mainly due to the transfer of a large balance of loans to Native States, to Provincial loans and advances and to large loans to municipalities.
- Law and justice—Courts of law. 8. Rs. 8,43,009 (+ Rs. 62,383). The increase was chiefly due to a credit to Government by the Official Trustee on account of unclaimed deposits under section 23 of Act II of 1913.
- Law and justice—Jails. 9. Rs. 2,85,042 (+ Rs. 2,810). The increase is insignificant.
- Police. 10. Rs. 2,59,452 (- Rs. 29,562). Last year's recovery of arrears on account of the Karachi Harbour Police and receipts on account of additional police did not recur this year.
- Ports and pilotage. 11. Rs. 1,29,876 (+ Rs. 21,352). There was an increase of registration fees due to the engaging and discharging of crews of transports and prize-ships.
- Education. 12. Rs. 6,00,079 (+ Rs. 47,180). The increase was mainly due to the crediting of the redemption value of the Ahmedabad municipal debentures belonging to the Gujarat College.
- Medical. 13. Rs. 3,06,151 (+ Rs. 28,181). The increase is mainly due to an increase in the number of paying patients in hospitals and lunatic asylums.
- Scientific and other minor departments. 14. Rs. 1,63,262 (+ Rs. 22,914). The increase is mainly due to the crediting of fees realised by the Registrar of Companies to this head.
- Receipts in aid of superannuation allowances, etc. 15. Rs. 4,55,429 (+ Rs. 67,174). Contributions to pensions increased owing partly to the introduction of the new Foreign Service Rules and partly to the revision of pay of teachers in local board and municipal schools.
- Stationery and printing. 16. Rs. 1,24,721 (+ Rs. 11,682). The increase was due to the sale proceeds of unserviceable machinery and other articles on the removal of the Government Central Press.
- Miscellaneous. 17. Rs. 1,02,969 (+ Rs. 20,332). The increase was made up of several petty items.
- Irrigation—major works. Portion of land revenue due to irrigation. 18. Rs. 12,50,902 (+ Rs. 14,812). See the corresponding paragraph under Imperial revenue.
- Irrigation—major works. Direct receipts. 19. Rs. 8,42,617 (- Rs. 27,489). Ditto.
- Minor works and navigation (Public Works Department). 20. Rs. 1,88,484 (- Rs. 716). The variation is insignificant.

Expenditure.

- Refunds and drawbacks. 1. Rs. 8,43,955 (+ Rs. 99,197). The increase was mainly due to the refund of excess abkari recoveries from the Sankheda Mewas estates.
- Assignments and compensation. 2. Rs. 98,19,684 (+ Rs. 70,353). See the corresponding paragraph under Imperial expenditure.

3. Rs. 89,04,087 (+Rs. 4,32,768). More than half of this increase is due to the revision of the subordinate revenue establishment. Of the remainder, the principal items are the time-scale of pay to Indian Civil Service officers on account of the war, and the cost of the cadastral survey of the town and island of Bombay. Land revenue.
4. Rs. 1,18,745 (-Rs. 3,905). See the corresponding paragraph under Imperial Stamps expenditure.
5. Rs. 11,43,213 (+Rs. 57,600). The increase is mainly due to expenditure on travel-Excise. ling allowances, rewards to informers and clothing.
6. Rs. 82,923 (+Rs. 10,264). See the corresponding paragraph under Imperial Income tax expenditure.
7. Rs. 24,87,925 (-Rs. 1,01,953). The decrease was due to less expenditure on Forest. miscellaneous items under the head conservancy and works, counterbalanced to some extent by increased expenditure on establishments.
8. Rs. 3,70,772 (+Rs. 1,112). No remarks are called for. Registration.
9. Rs. 8,14,015 (-Rs. 57,850.) The decrease is mainly due to a decrease in Interest on ordinary advances to cultivators, Co-operative Credit Societies, Native States and municipalities. debt.
10. Rs. 21,15,164 (+Rs. 1,77,968). The increase was mainly due to increased postage and telegram charges in the Secretariat, special allowances in connexion with the war and remission of contributions from local funds towards the cost of local fund establishments in Collectors' offices. General administration.
11. Rs. 57,76,860 (+Rs. 1,40,323). The main causes of increase were heavy payments of fees to counsel in criminal cases, to the creation of new Assistant Judgeships and to increased expenditure under establishment charges of district and sub-courts. Law and justice—
Courts of Law.
12. Rs. 12,82,659 (+Rs. 5,670). The increase was mainly due to the high prices of provisions and wool for prison clothing and the revision of the pay of certain superintendents and jailors. Law and justice—
Jails.
13. Rs. 1,04,25,121 (+Rs. 3,67,386). The principal cause of increase was the higher expenditure occasioned by the gradual introduction of reforms in the Police Department. Police.
14. Rs. 1,74,032 (-Rs. 7,277). There was a decrease in expenditure on the Cape Monze light-house, partially counterbalanced by an increase in expenditure on the Light-ship. Ports and pilotage.
15. Rs. 83,03,180 (+Rs. 10,27,531). The increase was mainly due to the expenditure of Imperial assignments, to larger payments in support of primary education and to increased expenditure on the College of Commerce. Education.
16. Rs. 25,00,114 (-Rs. 2,20,856). The main cause of the decrease was absence of the special expenditure incurred in the previous year on the College of Physicians and Surgeons. Medical.
17. Rs. 5,15,841 (+Rs. 79,762). The increase was due to a number of miscellaneous items. Political.
18. Rs. 13,95,825 (+Rs. 1,92,274). The principal items which contributed to the increase were the purchase of a steam plough for Gujarát and increased grants under the head Co-operative Credit. Scientific and other
miscellaneous
departments.
19. Rs. 38,24,933 (+Rs. 1,80,898). A larger number of commutations of pensions were sanctioned during the year. Superannuation
allowances and
pensions.
20. Rs. 15,34,087 (+Rs. 36,544). The main cause of the increase was the transfer of the stock of printing and other paper to the Superintendent, Government Printing, Bombay. Stationery and
printing.
21. Rs. 6,20,128 (-Rs. 1,58,913). Last year's figures were swollen by special items which did not recur. Miscellaneous.
22. Rs. 7,63,077 (-Rs. 71,006). See the corresponding paragraph under Imperial expenditure. Irrigation major
works—working
expenses.
23. Rs. 11,91,625 (+Rs. 1,17,286). Ditto. Irrigation major
works—interest on
debt.
24. Rs. 5,719 (-Rs. 4,335). Ditto. Minor works and
navigation (civil).
25. Rs. 15,78,904 (-Rs. 1,74,926). Ditto. Minor works and
navigation (Public
Works Department).
26. Rs. 8,83,948 (-Rs. 5,81,879). A grant of Rs. 4 lakhs to the Bombay City Improvement Trust in the previous year did not recur and there was a considerable decrease in grants to municipalities for sanitary works. Civil works (civil).
27. Rs. 1,04,67,258 (+Rs. 29,110). There was increased expenditure on Police administration and miscellaneous buildings, counterbalanced to a large extent by a decreased outlay on grants in aid of water supply schemes. Civil works (Public
Works Department).

IV.—DEBT, REMITTANCES, ETC.

The receipts and outgoings of the year amounted to Rs. 1,06,79,02,396 and Rs. 1,14,38,72,802 respectively.

(1) *Unfunded Debt.*

Deposits of Service Funds.

1. The receipts and outgoings under this head are in connection with the Bombay Uncovenanted Service Family Pension Fund (Widows' Branch). The receipts, which amounted to Rs. 2,44,859, include interest allowed by Government on the balance of the Fund. The outgoings, amounting to Rs. 1,80,729, represent charges on account of pensions paid to widows, surrender value to subscribers who, on the death of their wives, do not join the Life Assurance Branch and the transfer of 30 per cent. to the Life Assurance Branch on account of members who, on the death of their wives, join that branch.

Savings Bank Deposits.

2. The transactions under this head include the Forest Officers', the Police Officers' and the General Provident Funds, the Life Assurance Branch of the Bombay Uncovenanted Service Family Pension Fund, the Cemetery Endowment Fund, the Local Fund Pension Fund and Civil Engineers' Provident Fund. The credits amounted to Rs. 12,18,796 and the debits to Rs. 3,94,598.

(2) *Deposits and Advances.*

The credits and debits under the most important heads were as follows:—Deposits of Local Funds, Rs. 1,27,41,050 and Rs. 1,28,41,280: Gold Standard Reserve, Rs. 5,66,40,734 and Rs. 1,02,90,000: Departmental and Judicial Deposits, Rs. 5,18,85,228 and Rs. 5,18,43,664: Advances, Rs. 1,69,92,355 and Rs. 1,71,58,259: Suspense Accounts, Rs. 3,97,35,219 and Rs. 3,89,63,697: Provincial Advance and Loan Account, Rs. 48,82,944 and Rs. 26,14,556: Secretary of State's Bills, Rs. 10,50,98,763 and Rs. 15,11,12,530: Remittance Account between England and India, Rs. 21,41,622 and Rs. 1,33,71,711: and Other Remittances, Rs. 57,77,17,876 and Rs. 52,58,27,531.

2.—Mint.

For details see tables under Mint and Coinage in Part IV (a) of the Statistics of British India.

Gold bullion.

1. The value of gold coin tendered in exchange for rupees amounted to Rs. 2,58,46,337 as compared with Rs. 8,17,75,044 in the previous year.

Silver bullion.

2. The amount of uncurrent Government silver coin received for re-coinage was Rs. 67,74,992.

Silver coinage.

3. The Government coinage for the year consisting of rupees, half, quarter and eighth rupees amounted to 14,414,361 pieces valued at Rs. 71,90,471. This consisted entirely of re-coinage of uncurrent coin.

Nickel coinage.

4. During the year 42,352,000 nickel annas of the value of Rs. 26,47,000 were struck.

Revenue and expenditure.

5. The total revenue including *pro forma* receipts was Rs. 1,74,276. The total expenditure was Rs. 8,29,337. The net loss from mint operations during the year was Rs. 6,55,061 due to there being no coinage of new silver.

3.—Currency.

For details see the Report on the operations of the Paper Currency Department in the Bombay and Karachi Circles for the year 1914-15, and tables under Paper Currency published in Part IV (a) of the Statistics of British India.

Circulation of notes.

1. The gross circulation of currency notes in the Presidency (including Sind) on 31st March 1915 was Rs. 17.7 crores, an increase of Rs. 1.04 crores on the opening figure of the year. The average gross circulation was Rs. 18.68 crores. The variations in the gross circulation are mainly due to the fluctuations in the circulation of Rs. 10,000 notes. The balance in the Reserve Treasury and the unemployed surplus of the banks are kept almost entirely in such notes. Excluding these the average gross circulation fell from Rs. 14.87 to Rs. 12.55 crores. The cotton trade continued to absorb coin, especially gold, till the beginning of May 1914, and consequently the note circulation reached its minimum of Rs. 16.14 at the end of April 1914. Then, owing to the easiness of the money market during the next three months, there was an influx of coin and consequently the gross circulation of notes increased and at the end of July rose to 21.66 crores, the highest figure for the year. In August there was a net fall of Rs. 3.38 crores (including withdrawals from the Reserve Treasury), due mainly to a rush on the currency offices for coin on the eve of the declaration of war with Germany. This rush was first for gold, then for silver coin. Notwithstanding the fact that the currency offices handed out coin freely in exchange for currency notes, these were being sold at a discount in the city for a few days, chiefly on account of the refusal of certain banias and shopkeepers to accept notes, except at a discount of 5 or 10 per cent. This action was probably fostered by German agents. For a few days many people even in Bombay were willing to accept Rs. 9-12-0 for a Rs. 10 note. The average gross circulation of notes of the Bombay Circle during 1914-15 was Rs. 16.17 crores, which shows an increase of .27 crore over the figure for the previous year. The gross circulation was at its lowest in April 1914, when it amounted to 13.73 crores. It reached its maximum, viz., 19.39 in July, fell to 15.86 in August, rose to 18.38 in November and by March 31st, 1915, had fallen to 14.79. The above

figures include the Reserve Treasury balance, which is held in notes, and the notes in the district treasuries. Strictly speaking such notes are not in circulation. The average gross circulation of notes of the Karáchi Circle during 1914-15 was Rs. 2.48 crores as against Rs. 1.9 crores in 1913-14. During the year the gross circulation rose by Rs. 79.38 lakhs. The increase is largely accounted for by a rise in the circulation of Rs. 10,000 notes. At the end of the year 1914-15, the value of these notes in circulation amounted to Rs. 122.8 lakhs, an increase of 42½ lakhs over the previous year's figure. This indicates stagnant trade, which, in turn, means a comparatively small demand for loan money and in consequence large balances in the banks which are usually held in the form of Rs. 10,000 notes. Another indication of stagnant trade is afforded by the fall in the value of the telegraphic transfers between Karáchi and other circles. The payments on account of telegraphic transfers at Karáchi amounted to only Rs. 116 lakhs in 1914-15 as against Rs. 301 lakhs in the previous year. The figures for receipts on account of telegraphic transfer were Rs. 109 lakhs and Rs. 192 lakhs respectively. The value of Bombay and Karáchi notes cancelled at other circles fell from Rs. 3.85 to Rs. 2.86 crores, but the value of foreign circle notes encashed at Bombay and Karáchi (excluding Bombay notes cashed at Karáchi and *vice versa*) rose from Rs. 9.58 to Rs. 13.65 crores. Thus the Presidency and Sind received funds by means of notes to the extent of over Rs. 5 crores more than in the previous year.

2. The Government of India prohibited the free issue of sovereigns to the public on August 5th. This action naturally exercised a considerable effect on the circulation of gold and silver coins and of currency notes. Thus the statistics relating to the circulation of coin and currency notes during the year under report were abnormal. As soon as war was declared a very strong demand for sovereigns set in, but so long as the currency office issued these coins freely, they did not go to a premium. The immediate effect of the stoppage of issue of gold was a rise in the rupee price of the sovereign, throughout the Presidency. In Bombay City the quotation for a sovereign by the end of August was Rs. 15-10-0. From that period it rapidly dropped, falling to Rs. 15-0-6 at which level it remained during the closing months of the year under report. At Poona the price rose to Rs. 16 for a short time while at Jalgaon it rose to Rs. 15-12-0. Remarkably little inconvenience was caused by the sudden stoppage of the issue of gold. The total absorption of gold coin was £1½ millions in 1912-13, over £4 millions in 1913-14 and over £2 millions in 1914-15. Seeing that during the last 7 months and 27 days of the year under report, sovereigns were not issued, save to military officers leaving the country, it is not surprising that the absorption during the year under report is not much more than half what it was in 1913-14. That the figure was larger than that of 1912-13, notwithstanding the restriction, is due to the fact that in the first four days of August over £1,000,000 was issued to the public from the currency offices at Bombay and Karáchi, very little of which has come back. The absorption in 1913-14 was exceptionally large and the available figures tend to show that, even had war not broken out, the high figure of that year would not have been maintained during the year under report, although undoubtedly the sovereign has been increasing in popularity of late years. The Customs Department returns the import of sovereigns at £1,492,000, while the currency office figure is only £811,000. A large proportion of the imported coins passed direct into circulation. This may be ascribed to the comparatively high price of gold ruling during the year in consequence of which a large proportion of the imported coins appear to have been sold in the bázár at a profit instead of being tendered at the currency office in exchange for notes or silver at the fixed rate of Rs. 15 in the pound.

3. The net absorption of rupees and half-rupees rose by Rs. 54.12 lakhs to Rs. 458.98 lakhs, notwithstanding the comparatively small amount of silver taken in order to finance the cotton crop. The considerable absorption that took place during the year was largely due to the heavy issues of coin from district treasuries that occurred in August and September in order to meet withdrawals from the Post Office Savings Bank and the demand for silver in exchange for notes. The transactions at the two currency offices at Bombay and Karáchi resulted in a net issue of only 70.94 lakhs as against 393.79 lakhs in 1913-14 and 117.14 lakhs in 1912-13.

4. The net absorption of quarter and eighth-rupees amounted to Rs. 6.12 lakhs as against Rs. 9.38 and Rs. 4.89 lakhs in the two previous years. The net absorption of nickel coin fell from Rs. 3.59 to Rs. 2.14 lakhs. The nickel one-anna piece has been very popular in the Bombay Presidency since its introduction, and the total absorption from 1907-08 to 1914-15 has amounted to Rs. 29.79 lakhs. Its popularity continues to have a marked effect on the circulation of single pice, of which Rs. 5.91 lakhs have been withdrawn from circulation during the last seven years. The demand for copper coin in this Presidency is very limited, except for new coins which are frequently asked for by the public for distribution among the poor at marriages and festivals. In such cases, used coin is not accepted even if new coin be not available.

5. Light-weight and other uncurrent silver coin of the value of Rs. 12.95 lakhs were withdrawn from circulation. The preceding year's figure was Rs. 13.84 lakhs. The continued decrease in the withdrawals of 1835 and 1840 coins and of George V rupees of 1911 indicates a steady decrease in the circulation of these coins. A balance of 9½ lakhs of George V rupees of 1911 is still in circulation.

6. There was only one prosecution for fraud in connection with a note during the year under report, and six forged notes (5 for Rs. 10 and 1 for Rs. 100) came to the notice of the

Currency Office at Bombay. Only one of the forgeries was new. It was struck from blocks and was a very poor piece of workmanship.

4.—Land Revenue.

1.—THE MOFUSSIL.

The aggregate actual demand of land revenue was Rs. 4.56 crores, showing an increase of about Rs. 1.3 lakhs over the previous year. Collections realized Rs. 4.54 crores or over 99 per cent. of the total demand, and were even better than last year. In all districts of the Presidency proper the arrears outstanding at the end of the year were trifling. In Surat the arrears were *nil*, while Kaira, Panch Maháls, Broach, East Khándesh, Sátára and Kolába follow with arrears of less than Rs. 100 each. Collections fell short of demand by about Rs. 10,000 only in each of the Northern and Central Divisions and by about Rs. 17,000 in the Southern Division, but in Sind there was a shortage of nearly Rs. 2 lakhs. In the Northern Division both demand and collections fell off by Rs. 16 lakhs, mainly on account of the small amount of arrears in Ahmedabad and Kaira, as compared with the previous year. The Central Division showed an increase of Rs. 7 lakhs in both demand and collections, due mainly to the large collections of arrears in Sholápur, where last year's bad season was followed this year by a favourable one. Similar conditions in Bijápur led to an increase of over Rs. 5 lakhs in both demand and collections in the Southern Division. In Sind the demand increased by over Rs. 5 lakhs and the collections by nearly Rs. 6 lakhs. The total unauthorized arrears, which fell last year from Rs. 4 lakhs to Rs. 3.1 lakhs, fell again this year to Rs. 2.3 lakhs.

2.—THE BOMBAY COLLECTORATE.

The land revenue increased from Rs. 4,84,733 to Rs. 4,89,706 in the financial year ending 31st March 1915. The increase was due mainly to the assessment of certain surplus and no-bill lands and to the grant of new leases and assessments increased in accordance with the terms of the existing leases.

5.—Irrigation Revenue.

All information under this head will be found in Chapter IV, section 9, of this Report.

6.—Public Works Revenue.

The Public Works Revenue falls under three heads—"Imperial Military," "Imperial Civil" and "Provincial Civil." The revenue under the first head, derived mainly from rents of buildings, recoveries on account of water-supply and fines, refunds and miscellaneous, rose from Rs. 19,004 to Rs. 19,966. The revenue under the head "Imperial Civil," derived mainly from rents of buildings and sales of old materials, fell from Rs. 29,539 to Rs. 24,315, the decrease being mainly due to a falling off in the receipts from rents of buildings, sales of produce and fines, refunds and miscellaneous. The Provincial Civil revenue, consisting chiefly of rents of buildings and sales of buildings, fell from Rs. 6,94,535 to Rs. 4,05,832, the decrease being mainly due to a falling off in the receipts from tolls on roads.

7.—Customs.

For details see the Annual Report on the Sea-borne Trade and Customs Administration of the Bombay Presidency and the Report on the Maritime Trade of the Province of Sind for the year 1914-15.

1.—SEA CUSTOMS.

Port of Bombay.

- | | |
|------------------------|---|
| Revenue. | 1. The gross receipts of the Bombay Custom House fell from Rs. 3,55,98,096 to Rs. 3,31,84,015. The total net receipts, after deduction of refunds and drawbacks, amounted to Rs. 3,20,10,609 as against Rs. 3,49,04,452 in 1913-14. Net receipts on account of import duties, which represented 98.4 per cent. of the year's total receipts, were Rs. 3,15,17,320 as against Rs. 3,43,70,320 in 1913-14. Export duty on rice and rice flour shipped to foreign countries rose from Rs. 2,37,421 to Rs. 2,60,191, the net receipts being Rs. 2,55,156. |
| Expenditure. | 2. The total expenditure during the year rose by Rs. 88,974 to Rs. 10,35,873, and the ratio of expenditure to net collections was 3.2 per cent. as against 2.7 in the previous year. |
| Refunds and drawbacks. | 3. Refunds of import duties increased from Rs. 2,64,677 to Rs. 7,99,823, owing probably to the fact that Karáchi is a more convenient port than Bombay for merchants trading with Kashmir and Seistan. Drawback refunds of seven-eighths of the import duty granted on re-export of goods to foreign ports also declined from Rs. 3,94,798 to Rs. 3,46,833. |
| Bonding transactions. | 4. The value of goods bonded at the public warehouse rose from Rs. 16,56,660 to Rs. 17,36,428 and the duty leviable from Rs. 6,81,949 to Rs. 8,56,974. In consequence of the introduction of the system of reducing and bottling spirits in bond there has been a steady increase in the value of goods bonded, the year under review showing a rise of |

Rs. 79,768 over the previous year. Clearances for home consumption amounted to Rs. 6,58,811 in value, yielding Rs. 6,65,128 in duty: clearances in the preceding year were valued at Rs. 8,98,934. The transactions at the P. & O. Co.'s private warehouse, which have no commercial significance, were valued at Rs. 5,50,557. The value of the goods bonded by Messrs. Phipson & Co. at their private licensed warehouse was Rs. 4,36,415 on which duty amounting to Rs. 2,69,652 was leviable. The value of the kerosene oil bonded by the Asiatic Petroleum Co., the Standard Oil Co. and Messrs. Shaw, Wallace & Co. was Rs. 51,29,419 on which the duty leviable amounted to Rs. 10,34,217.

5. The total number of cases adjudicated under the Sea Customs Act was 2,417 as against 2,675 in the previous year. Of these, 454 related to offences under the Merchandise Marks Act and of the remaining 1,963 cases no penalty was imposed in 416 cases. The fines and penalties imposed fell from Rs. 16,376 to Rs. 14,392. Two seizures of cocaine were made, involving the capture of about 5½ lbs. valued at Rs. 7,920. In one case the importer was an Italian steward on the S.S. *Firensi* belonging to the Marittima Italiana Steam Navigation Co., and in the other case a Pathán fireman on the S.S. *Morea* belonging to the P. & O. Steam Navigation Co. The former was sentenced to four months' and the latter to eight months' rigorous imprisonment. Seven cases of illicit importations of arms and ammunition were detected, convictions being obtained in six cases. Customs offences.

Continental Ports.

The net receipts of the continental ports rose by Rs. 7,914 to Rs. 1,43,762. The number of cases adjudicated under the Sea Customs Act was 451, in 443 of which property valued at Rs. 7,010 was confiscated and fines amounting to Rs. 1,902 imposed.

Ports in Sind.

1. The net receipts, after deducting drawbacks and refunds, fell from Rs. 91,91,972 to Rs. 68,11,448. The gross receipts from import and export duties showed decreases of Rs. 22,68,355 and Rs. 73,123 respectively. Revenue.

2. The expenditure fell from Rs. 3,40,389 to Rs. 3,25,055. Expenditure.

3. Refunds to the Kashmir Darbár amounted to Rs. 1,08,966, but further debits against the year are expected through the exchange account. Drawbacks paid on re-exports rose from Rs. 42,857 to Rs. 1,77,599, chiefly owing to re-export of sugar to the United Kingdom. Refunds and drawbacks.

4. The number of cases adjudicated was 760, including 174 under the Merchandise Marks Act. The fees realized amounted to Rs. 4,561. Customs offences.

2.—LAND CUSTOMS.

The number of duty-collecting stations on the Portuguese and Káthiáwár frontiers remained unchanged. Receipts on the Portuguese frontier rose from Rs. 1,45,131 to Rs. 1,60,837, owing chiefly to large importations of electrical appliances for the Mysore State, and to unusually large imports of cocoanuts at the Land Customs stations on the Goa frontier due partly to a good crop in Goa and partly to the risks believed to be attended on transport of goods by sea consequent on the activities of the *Emden*. The duty collected on salt at the Portuguese frontier is credited to "salt" and not to "customs." The quantity of petroleum imported at Castle Rock fell from 4,604,731 to 3,865,436 gallons. Duty-free rice amounting to 18,349 maunds was exported to Goa via the Diggi and Kundal Custom Houses, the amount of duty thereby foregone being Rs. 3,440. The decrease in the Káthiáwár frontier receipts from Rs. 1,44,264 to Rs. 1,33,369 was chiefly due to a decline in the imports of ghee, dry chillies, wearing apparel and dates. The number of cases adjudicated under the Land Customs Act rose from 1,031 to 1,044.

8.—Salt.

For details see the Reports on the Administration of the Salt Department of the Bombay Presidency and in Sind for the year 1914-15 and tables under Salt printed in Part IV (b) of the Statistics of British India.

1.—PRESIDENCY PROPER.

1. The salt with which the Bombay Presidency Salt Department has to deal may be classified under three heads:—(1) Báragra or Runn salt made from brine-wells on the edge of the lesser Runn of Cutch, known as the Pritchard Salt-works; (2) sea salt made at works on the coast, most of which are within 30 miles of Bombay City; (3) imported salt, mostly from works in Goa territory. General sources of supply.

2. The quantity of Báragra salt in stock at the beginning of the year was 22 lákhs of maunds as against 20½ lákhs of maunds at the beginning of the previous year. Unfavourable weather affected the production which fell off by 1¼ lákhs of maunds. Twenty-eight and a quarter lákhs of maunds were issued during the year as against 29½ lákhs in the previous year. There was an increase in removals to most places in the Presidency. The increase in the case of Ahmedabad, Kaira and Panch Maháls districts and the Gáikwár's territory is mainly due to large purchases made by the public through fear of a rise in the rate of duty. The increase in the Ahmedabad district is also partly due to the demand for salt for sizing Báragra salt.

and bleaching owing to the cessation of imports of magnesium chloride from Germany. The wastage was 2.37 lakhs of maunds as against 2.04 lakhs of maunds for the previous year. The increase is due to an accumulation of rain water in the extended portion of the open stores. Thirty-one and three-fourths lakhs of maunds manufactured during the year were brought to account after the close of the financial year, thus making a total stock of 52½ lakhs of maunds. Fifty-eight pans were laid out in the new work, and more than 3 lakhs of maunds were produced therein during the year. Labour difficulties were experienced owing to the fear of the agriás that they were to be impressed for war service, and to continued difficulties in connection with the water-supply. The daily average storage increased from 65,206 maunds to 74,000 maunds. Wages paid to agriás increased to Rs. 190 per head as against Rs. 157 per head for the previous working season. There was a satisfactory improvement in the health of Khárághoda village.

Sea salt.

3. There was an increase of 56,238 maunds in the produce of the Dhárásna salt-work and of 9½ lakhs of maunds in that of the Konkan salt-works. The increase is partly due to the extensive additions made to some of the salt-works and to the opening of one new work. The sales during 1914-15 have beaten all previous records. There was an increase of 8 lakhs of maunds. This rise is partly due to the cessation of imports from foreign countries and partly to large removals owing to the fear of a rise in the duty. The percentage of loss and wastage is 7.4 as against 6 in the previous year. The increase is due partly to the untimely rainfall early in 1915 and partly to over-estimation. The balance on 30th June 1915 was 57½ lakhs of maunds as against 54½ lakhs on the same date last year.

Imported salt.

4. The total weight of salt of all kinds imported into the Presidency was 3.52 lakhs of maunds and the duty levied amounted to Rs. 3.52 lakhs.

Consumption and prices.

5. The total quantity of salt issued and imported for consumption in the Presidency rose from 35.78 lakhs of maunds to 37 lakhs and the average consumption per head from 13.3 to 13.7 lbs. Prices remained practically the same as in the previous year in most places.

Fish-curing yards.

6. The number of fish-curing yards remained the same as in the previous year, viz., 31. The total quantity of fish brought for curing was 1.7 lakhs of maunds as against 2.18 lakhs of maunds for the previous year. The fishing season was a very poor one all along the Konkan coast.

Revenue and expenditure.

7. The gross revenue rose from Rs. 1,27,59,185 to Rs. 1,43,80,295. The net expenditure rose from Rs. 21,16,521 to Rs. 21,69,123. This is largely due to the fact that some of the previous year's bills were paid during the year under report.

Offences.

8. The number of detected offences against the Salt Act fell from 143 to 131. The majority of the cases were of clandestine removal of natural salt and illicit removal of salt earth in the Southern Division.

Miscellaneous.

9. It was discovered that large quantities of magnesium chloride are produced in the course of salt manufacture at the Pritchard Salt-works, and there is every prospect that enough magnesium chloride will be produced in India in future to satisfy the needs of Indian mills. During the year 2,644 maunds of denaturalised salt were issued free of duty for agricultural purposes.

2.—SIND.

Sources of supply.

1. There has been no change in the sources of supply which are:—(1) the Maurypur Salt-works, (2) the Saran Salt Depôt and (3) the Dilyar Salt Depôt.

Production and stocks.

2. Imports of table salt from Europe and rock salt from the Punjab amounted to 1,627 and 34,253 Indian maunds as against 2,004 and 24,774 Indian maunds respectively in the previous year. The subjoined statement contrasts the total production, loss and wastage, removals and balances of salt in stock in Indian maunds at the close of the past two years:—

Year.	Stock in hand at the commencement of the year.	Made or excavated during the year.	Other receipts.	Sold during the year.	Issued to H. H. the Mir of Khairpur.	Other issues.	Loss and wastage at depôts.	Stock in hand at the close of the year.
1913-14	216,903	396,096	70,755	420,201	16,414	70,004	13,766	163,369
1914-15	163,369	385,798	65,351	422,118	21,508	63,400	5,287	102,205

During the year under report 332,519 maunds of salt were manufactured at the Maurypur Salt-works as compared with 348,822 maunds in 1913-14, and the quantities excavated and stored at the Saran and Dilyar Salt Depôts amounted to 18,980 and 34,299 maunds as against 12,474 and 34,800 respectively in the preceding year.

Consumption and prices.

3. Of the total quantity of salt produced locally and imported by private agency from Europe and the Punjab, 457,998 Indian maunds were consumed during the year under report; the average rate of consumption per head per annum being 10.69 as against 10.43 during the previous year. The average wholesale price of salt in the Province was Rs. 1-14-11 against Rs. 1-14-9 in the preceding year.

4. At the Shamspir fish-curing yard 1,120 maunds of salt were issued for fish-curing purposes against 1,170 maunds in the previous year. Fish-curing yards.

5. The gross receipts from excise duty and other charges amounted to Rs. 5,41,049 and the expenditure to Rs. 1,82,511 as against Rs. 5,40,845 and Rs. 1,84,836 respectively in the year 1913-14. Revenue and expenditure.

6. The number of offences against the salt laws detected during the year was 59 against 35 in the previous year. Offences.

3.—ADEN.

Receipts rose from Rs. 42,718 to Rs. 86,145. This increase was largely due to the crediting to Imperial revenue of one-fourth of the royalty recovered between 1911 and 1914 on salt exported from the Italian salt-works. The expenditure rose from Rs. 1,882 to Rs. 2,043 and thus the net revenue rose from Rs. 40,836 to Rs. 84,102. The total quantity of salt removed from the Arab salt pans rose from 52,979 maunds to 71,344 maunds. The quantity of salt exported from Lálji's salt-works rose from 46,862 tons to 54,408½ tons. The exports of the Italian salt-works at Sheik Othman fell from 101,566 tons to 101,437 tons. No offences against the salt laws were detected.

9.—Excise.

For details see the Reports on the Administration of the Excise Department in the Bombay Presidency and in Sind for the year 1914-15 and tables under Excise printed in Part IV of the Statistics of British India.

1.—PRESIDENCY PROPER.

1. The principal sources of excise revenue in the Presidency are taxation upon (a) the manufacture and sale of country spirit and malt liquor; (b) the tapping of palm trees and sale of toddy; (c) the sale of liquor imported from foreign countries; (d) the manufacture and sale of hemp drugs; and (e) the sale of opium and its preparations for local consumption. General.

2. The following are the most important changes made during the year: (1) With a view to encouraging the consumption of weak in place of strong spirit, the following measures were adopted with effect from the 1st April 1914:—(a) The still-head duty on 60° U.P. spirit was reduced in all separate shop districts, excluding the Dángs in the Surat district and Bombay city, so as to bring it to 4 annas less than half the corresponding duty on liquor of 25° U.P., and that on 40° U.P. was reduced by 2 annas per gallon. (b) Several shops which previously sold both 25° U.P. and 60° U.P. spirit were licensed for the exclusive sale of 60° U.P. spirit. (2) The sale of 60° U.P. spirit was introduced in the districts of Poona, Ahmednagar, Sholápur, Dhárwár and Kánara (above-ghát). (3) The age limit of 14 years, up to which the sale of liquor was prohibited to minors, was raised to 16, and the prohibition was extended to the admission of minors under 16 into premises licensed for the sale of liquor. (4) With effect from the 1st April 1914 the Dádar Distillery was closed and the sale of toddy spirit in Bombay was in consequence abolished. (5) The charges of the Assistant Collectors of Excise of (1) East and West Khándesh and Násik and (2) Poona, Sátára and Ahmednagar were re-arranged. The six districts were distributed among three, instead of two, Assistant Collectors by grouping together (a) East and West Khándesh, (b) Násik and Ahmednagar and (c) Poona and Sátára. In consequence of this arrangement an additional appointment of Assistant Collector of Excise was created. (6) The minimum guarantee system obtaining in the Ratnágiri district was replaced by that at present in force in the parts of Thána and Kolába where the monopoly of vend still continues; under this system instead of a minimum guaranteed revenue, the farmers have to pay for the privilege of supply and vend of spirits such sum as they may tender for it in addition to the still-head duty on the spirits issued for consumption. (7) The toddy spirit distilleries at Ládghar, Anjáría and Pálshet in the Ratnágiri district were closed with effect from the 1st April 1914 and the exclusive sale of mhowra spirit was introduced for the first time in the five northern tálukas. (8) The new distillery system of locking and accounts was extended to almost all the distilleries and warehouses of the northern distillery division. (9) The rates of still-head duty on mhowra spirit and the maximum selling prices thereof were raised in certain areas, as shown in detail in paragraph 3 below. (10) The following changes were made in the Kaira district with a view to the suppression of illicit distillation of spirit:—(a) The Kaira district was separated from the charge of the Assistant Collector of Excise, Northern Gujarát, and placed under a new Assistant Collector of Excise, whose appointment is temporary. (b) The number of country spirit shops was increased from 55 to 80 with effect from 1st April 1915. (c) The limit of possession of country spirit was raised from one to three reputed quart bottles or half a gallon. (d) The sale of 60° U.P. liquor was discontinued as a tentative measure with effect from 1st April 1915. (11) Arrangements were made for the renewal of the leases of the A'bkári revenue of Native States which expired during the year under report. (12) The minimum guarantee system, which hitherto obtained in connection with toddy farms in the Násik and East and West Khándesh districts, the Mulshi petha of Poona and the above-ghát tálukas of the Kánara district was abolished, and the separate shop system was introduced in the West Khándesh district and in the Mulshi petha of Poona, where the farming system was previously in vogue. (13) The separate shop system for the retail sale of opium was introduced from the commencement of the year in the Ahmedabad, Changes during the year.

Kaira, Panch Maháls and Broach districts, displacing the monopoly system. (14) The rates of duty on *gánja* and *charas* were raised from Rs. 6 and Rs. 12 to Rs. 7-8-0 and Rs. 20, respectively, per seer, with effect from the 1st April 1914.

Country spirit.

3. The total receipts on account of still-head duty in the Presidency proper amounted to Rs. 1,31,26,863 as compared with Rs. 1,34,89,255 in the previous year, a decrease of Rs. 3,62,392 or 2·7 per cent. The most noticeable decreases in the receipts occur in East Khándesh (26·6 per cent.), West Khándesh (23·1 per cent.), Bijápur (18·2 per cent.), Ratnágiri (9·4 per cent.), Sátára (7·5 per cent.) and Belgaum (6·8 per cent.). There were, however, some marked increases, viz., in Kaira (15·3 per cent.), Ahmednagar (14·4 per cent.), Ahmedabad (12·1 per cent.), Sholápur (6·6 per cent.) and Kánara below-ghát (5·3 per cent.). The policy of encouraging the consumption of the weak spirit in place of the strong was continued with success. The action taken is described in paragraph 2 above. The policy of checking the growing consumption of spirit of all strengths was continued in the Panch Maháls, Broach and Dhárwár districts and parts of the Ahmedabad, Surat, Kánara, Belgaum, Poona, Násik, West Khándesh and Thána districts by raising the still-head duty by 12 annas in the case of 25° U.P. and 2 annas in the case of 60° U.P. The maximum selling prices were raised by corresponding amounts in most cases, though in a few the maximum selling price for 60° U.P. remained unaltered. The district monopoly system was continued during the year in the two farms in the Thána district and one in each of the Kolába, Ratnágiri and Kánara (coast) districts and one in Sankheda Mewás. In the case of the Ratnágiri farm, the minimum guarantee was abolished, the farmer paying instead a fee for the privilege of the farm; an arrangement was also made that only mhowrá spirit was to be sold in certain specified areas. It was not found possible to introduce this system into the Kánara (coast) district. The contract supply and separate shop system was continued in all the areas where it obtained in the previous year. The revenue from license fees amounted to Rs. 10,52,561 as against Rs. 9,15,117 in the previous year, an increase of Rs. 1,37,444. These were the actual realizations including arrears. The aggregate fee for which the shops were granted increased by Rs. 1,48,829 to Rs. 9,95,902. The increase occurred in spite of a large reduction in the number of shops in all districts except the Panch Maháls. The revenue realized during the year from license fees for the sale of country spirit in the Town and Island of Bombay increased by Rs. 95,041 to Rs. 7,04,592. This figure represents the actual collections including arrears but the fees properly payable rose by Rs. 33,799 only. The outturn of toddy spirit (in terms of 25° U.P.) in Ratnágiri showed a decrease of 65,214 gallons or 56 per cent., while that in Kánara (below-ghát) decreased by 21,768 gallons or 58 per cent. The Dádar (Bombay) distillery was closed at the beginning of the year. The number of shops licensed for the sale of country spirit fell from 2,061 to 1,941, mainly as the result of the inquiry instituted at the suggestion of the Government of India. The total sales from retail shops were less by 115,102 proof gallons than those of 1913-14 and by 149,869 proof gallons than the average sales for the preceding five years. The districts in which a decrease in consumption was most noticeable were East Khándesh (32,832 gallons or 18·9 per cent.), Kánara above-ghát (4,448 gallons or 18·9 per cent.), Panch Maháls (12,935 gallons or 18·6 per cent.), Dhárwár (21,154 gallons or 17·5 per cent.), Bijápur (6,107 gallons or 17·4 per cent.), Belgaum (12,268 gallons or 16·7 per cent.), West Khándesh (27,366 gallons or 16 per cent.) and Broach (9,339 gallons or 13·7 per cent.). The following districts, on the other hand, show an appreciable increase, viz., Kaira (5,559 gallons or 22·4 per cent.), Ahmednagar (4,137 gallons or 15·5 per cent.) and Sholápur (4,039 gallons or 11·7 per cent.). In seven of the remaining districts the consumption fell off slightly, while in three there was a small increase. The rate of consumption for the Presidency proper, calculated on the sales of country spirit per head of population (according to the Census of 1911), was 7 drams of proof spirit as compared with 7·3 drams in the previous year. The rate was, as usual, highest in Bombay, where it amounted to 22·6 drams contrasted with the five years' average of 23·3 drams, and it was, as in the previous year, lowest in Ahmednagar, viz., 1·6 drams, compared with an average of 1·5 drams.

Toddy.

4. The revenue from toddy rose from Rs. 20,63,229 to Rs. 20,86,917, an increase of 1·1 per cent. The receipts from the tree-tax advanced from Rs. 13,65,551 to Rs. 13,66,567, of which Rs. 44,330 were for trees tapped for distillation only in the Ratnágiri and Kánara (below-ghát) districts and Rs. 13,22,237 for trees tapped for the sale of raw toddy everywhere in the Presidency proper. The corresponding figures in the previous year (excluding Bombay) were Rs. 93,241 and Rs. 10,65,383, respectively. As the toddy distillery at Dádar was abolished from 1st of April 1914, no trees were tapped for distillation in the Island of Bombay during the year under report, and the tree-tax receipts, which amounted to Rs. 2,25,337, were wholly in respect of trees tapped for raw toddy. The revenue from license fees for the sale of toddy was Rs. 7,19,996 against Rs. 6,93,778 in the previous year, an increase of 3·8 per cent. The increase was most noticeable in Surat (Rs. 28,288 or 24·1 per cent.), Belgaum (Rs. 10,216 or 9·2 per cent.), Bombay (Rs. 4,991 or 16·7 per cent.) and Thána (Rs. 3,745 or 9·6 per cent.). The total sales of toddy throughout the Presidency proper, excluding the Town and Island of Bombay, decreased by 36,849 gallons or 0·4 per cent. These figures are supplied by the licensees and are to be accepted with great caution, particularly in view of a rise of 5·3 per cent. in the aggregate number of trees tapped. In five out of the six districts in which there was an increase in the sale of toddy there was a decrease in the sale of country spirit.

Foreign liquors
and Indian liquors.

5. The quantity of fermented liquor imported by sea fell by 16,650 liquid gallons to 1,221,867 liquid gallons owing to the cessation of trade with Germany and to smaller importa-

tions from the United Kingdom. Imports of wines fell by 17,719 liquid gallons to 93,142 liquid gallons and of spirits (potable) by 4,802 proof gallons to 309,115 proof gallons, owing to curtailed exports from manufacturing countries as a result of the war. Imports of denatured spirit rose by 8,796 liquid gallons to 98,632 liquid gallons. Sales of fermented liquor in the mofussil rose by 14,050 Imperial gallons to 258,596 Imperial gallons. There was no appreciable change in the sales of other foreign liquors. The number of licenses for the sale of foreign liquors rose from 395 to 399. The duty on Indian manufactured liquors excised at tariff rates rose by Rs. 34,709 to Rs. 93,334 due mainly to the import of large quantities of rum from Baroda and Sháhjahánpur as a result of the war. The revenue from license fees fell by Rs. 6,145 to Rs. 1,97,120 owing to the fact that in some districts a portion of the fees for the year under report was paid in advance during the previous year.

6. Hemp for *gánja* was grown in 9 villages only as compared with 11 in the previous year, and the area under cultivation decreased from 575 to 455 acres. The outturn of cleaned *gánja* fell from 5,996 maunds to 3,989 maunds. Hemp for *bhdng* was permitted in one village only in the Ahmednagar district and the quantity produced was 57 maunds 14 seers as against 24 maunds 33 seers in the previous year. There was a decrease of 36 maunds 1 seer in the issues of *gánja* and of 30 maunds 12 seers in the issues of *charas* to the British districts while the issues of *bhdng* have dropped by 6 maunds and 23 seers only. The decrease was due in a great measure to the enhancement of the rates of duty on these drugs, the increase amounting to Rs. 1-8-0 per seer in the case of *gánja* and Rs. 8 per seer in the case of *charas*. The decline in the case of *charas* may also be attributed to the orders restricting the sale of the drug in the Presidency proper. Collections of duty on drugs issued from warehouses or imported from other provinces fell from Rs. 6,41,220 to Rs. 5,85,824, while those on drugs actually consumed rose from Rs. 3,81,330 to Rs. 4,58,280, owing mainly to the enhancement of the duty on *gánja* and *charas*. The revenue derived from license fees amounted to Rs. 2,74,651 as against Rs. 2,83,267 in the previous year, while the amount actually bid for the licenses was Rs. 2,50,150 as against Rs. 2,49,769. The number of shops licensed for the sale of intoxicating drugs fell by 7 to 582, of which 19 were wholesale establishments. Licenses for the sale of cocaine for *bond fide* medical purposes increased by 20 to 438. The quantity of cocaine lawfully imported decreased from 349 lbs. to 230 lbs. The cocaine hawking trade still continues in some areas of Bombay but the number of cases detected fell from 539 to 219. This decrease is not due to any inefficiency on the part of the excise staff but to the war, which has for the time being put a stop to the illicit importation of cocaine. There was an increase in the number of successful prosecutions.

7. The stock of Bengal opium in Government depôts at the beginning of the year amounted to 46,980 seers. One thousand two hundred and forty-one chests, containing 74,460 seers of Bengal opium, were bought on behalf of Government from the Gházipur Opium Factory at a cost of Rs. 6,32,910. Two hundred and forty seers were surrendered by the outgoing licensees on the expiration of their licenses and 834 seers were returned by the Military Department. The total stock of the year under report, including the opening balance and the excess of 370 seers found in stocks, was therefore 122,884 seers. The issues from the Government depôts during the year were 83,086 seers against 74,573 seers in the previous year. Of this, 44,405 seers were supplied to British licensed retailers and 35,065 seers to Native States against 40,314 seers and 34,259 seers respectively in 1913-14. In addition to the above 3,616 seers were issued to the Military Department. The realizations on opium issued from the depôts amounted to Rs. 20,44,223, of which Rs. 1,34,477 were adjusted by credit to "Sale-proceeds" and debit to "Refunds" and "Drawbacks" on account of remission of pass fee in favour of the Native States, to which the opium was supplied. Deducting from the realizations the prime cost (Rs. 7,06,235) of the opium, which is paid to the Government of the United Provinces, the balance of Rs. 13,37,988 represents the gain on sales during the year under report. Deducting from this gain an expenditure of Rs. 13,911 the net profit to Government was Rs. 13,24,077 (inclusive of duty) as against Rs. 11,73,462 in the previous year. There was thus an increase of Rs. 1,50,615 or 12·8 per cent. in the net profit to Government, due to larger issues of opium from Government depôts. Deducting the issues and the loss of 136 seers by dryage from the total stock of the year, there remained at the Government depôts at the end of the year a stock of 39,662 seers. The total licit sales of opium in British districts rose from 40,793 seers to 43,587 seers, an increase of 2,794 seers or 6·8 per cent., due partly to a prosperous agricultural season and partly to the influx of Indian troops on their way to the front. The revenue from license fees for the retail vend of opium advanced by Rs. 319 or 0·1 per cent. to Rs. 2,29,043 and the actual realizations on account of fees by Rs. 45,018 to Rs. 2,27,049. The number of opium shops decreased from 781 to 760, while the number of licenses held by medical practitioners, druggists and chemists for the possession and sale of opium and certain preparations thereof for medical purposes rose from 793 to 813. The aggregate gross revenue on account of excise opium rose by Rs. 1,51,549 or 10·6 per cent. to Rs. 15,75,646.

8. The total number of offences against the ábkári law detected was 2,139 as against 2,475 in the previous year and the percentage of convictions to cases tried was 94·4 as compared with 94·5. Of the number of detected cases, 1,749 related to liquor and 390 to intoxicating drugs. Cases of illicit distillation and possession of implements for unlicensed manufacture increased by 159, those of illicit importation and possession of liquor decreased by 27 and those of other offences relating to liquor decreased by 103. The increase in the first class of cases is due to the increased vigilance of the excise staff. There was a large

falling off in the number of cases relating to intoxicating drugs, chiefly in respect of cocaine as already explained. Convictions for drunkenness and permitting drunkenness by licensees increased from 4,843 to 6,386. The increase is due to the stricter inspection of country liquor shops. Two hundred and fifty cases under the Opium Act were brought to trial in British districts and 70 in Native States as against 292 and 100 cases respectively in the previous year. The decrease may be attributed chiefly to the fact that the public have become more generally acquainted with the fact that the limit of the possession of opium has been lowered from three tolas to one tola. About 85 per cent. of the persons brought to trial were convicted.

Local Committees.

9. The localities for which advisory committees have been constituted and their *personnel* were the same as in the previous year. The large number of closures of shops recorded above were made after consultation with the committees. They were also consulted on the question of a change in the hours of sale. There was a general consensus of opinion in favour of making the closing hour earlier and this was carried out where circumstances seemed to render it advisable.

2.—SIND.

Changes during
the year.

1. Changes of importance in the administration were: (1) fixing the opening and closing hours of foreign and country liquor shops at 9 a. m. and 10 p. m.; (2) the temporary closing of the foreign liquor shops at Keamari at 8 p. m. (at the instance of the Military authorities); (3) the alteration of the closing hour of premises licensed for the sale of intoxicating drugs from 10 p. m. to 9-30 p. m.; (4) the closure of 47 shops licensed for the sale of *charas*; and (5) the enhancement of the maximum and minimum selling prices of liquor manufactured at the Kotri Distillery by annas 4 and 2 per gallon in the case of strong and weak liquors respectively.

Country spirit.

2. The consumption of country spirit fell from 213,627 to 207,912 proof gallons. The rate of consumption per head of population was 2.84 drams as compared with 2.91 drams in the previous year. The number of stills in the Government Central Distillery at Kotri was 25 (22 worm stills and 3 pot stills) as against 21 (18 worm and 3 pot stills) in the previous year. The quantity of spirit manufactured at the distillery for issue to licenses amounted to 198,366 proof gallons compared with 193,701 in the previous year.

Foreign liquor.

3. The total imports of foreign liquor amounted to 677,211 gallons against 761,213 gallons in the previous year. There was a slight decrease in the sales of fermented liquors, wines and liqueurs.

Intoxicating drugs.

4. License fees for the retail sale of intoxicating drugs decreased from Rs. 2,26,048 to Rs. 2,24,558 during the year, while the total realization increased from Rs. 4,77,559 to Rs. 4,98,871.

Opium.

5. The issue of opium from Government depôts amounted to 9,798 seers compared with 9,484 seers in the preceding year and the amount realized thereon was Rs. 2,94,018 as against Rs. 2,83,213. The total consumption of opium was 9,684 seers as compared with 9,331 seers and the consumption per head was 0.22 of a tola as against 0.21 in the year 1913-14. The total excise opium revenue increased from Rs. 3,14,644 to Rs. 3,70,524.

Offences.

6. During the year 95 cases under the *abkari* laws (21 relating to liquor and 74 to intoxicating drugs) and 53 under the Opium Act were sent up for trial. Convictions under the *abkari* laws numbered 86 while the number of persons convicted in the 53 cases under the Opium Act was 83.

Financial results.

7. The gross revenue rose from Rs. 22,70,299 to Rs. 23,27,268, and the net revenue from Rs. 22,28,362 to Rs. 22,86,730, while the total expenditure fell from Rs. 41,937 to Rs. 40,538.

3.—ADEN.

The gross receipts fell from Rs. 1,38,407 to Rs. 1,27,701. The decrease occurred in receipts on account of duty on imported foreign liquors. The establishment and other contingent charges rose slightly from Rs. 11,168 to Rs. 11,244. There was no offence committed against the *abkari* law during the year. The gross receipts on account of opium rose from Rs. 2,138 to Rs. 3,940. The abnormal increase in the consumption of opium, viz., 61 seers, is due to an unusually large demand for opium by the Chinese crews of His Majesty's auxiliary cruisers which visited the port frequently.

10.—Cotton Duties Act.

For details see the Resumé on the working of the Cotton Duties Act contained in the Report on the Sea-borne Trade and Customs Administration of the Bombay Presidency for 1914-15.

The number of cotton mills of all sorts at work in the Presidency was 177 as against 167 in 1913-14. The production of woven goods rose by 4,122,564 lb. to 222,165,294 lb. Yarn fell by 31,126,483 lb. to 448,556,492 lb. The gross receipts from duty declined by Rs. 3,36,644 to Rs. 42,31,544 and the net receipts, after deducting drawbacks, from Rs. 45,26,194 to Rs. 41,90,571, a decrease of Rs. 3,35,623.

II.—Stamps.

For details see the Annual Report of the Stamp Department in the Bombay Presidency and Sind for the year 1914-15 and tables under Stamps printed in Part IV (b) of the Statistics of British India.

1.—PRESIDENCY PROPER.

1. The total realizations fell by Rs. 7,57,319 from Rs. 75,32,866 to Rs. 67,75,547. Of the decrease, Rs. 6,23,391 are attributable to smaller recoveries under the Stamp Act and Rs. 1,33,928 are due to a fall in Court Fees. The decrease under the former head is distributed as follows:—Impressed Stamps and Labels Rs. 1,53,381, Hundi Stamps Rs. 1,98,822, Foreign Bill Stamps Rs. 81,360 and Share Transfer Stamps Rs. 1,89,411. Total charges amounted to Rs. 2,78,842, an increase of Rs. 4,755, which is due to a larger number of payments on account of refunds. The percentage of charges to receipts is 5·4 per cent. in the case of the Stamp Act and 3·4 per cent. in the case of the Court Fees Act. Revenue and expenditure.
2. The number of licensed stamp vendors fell from 882 to 869 and the total discount Stamp vendors paid from Rs. 95,536 to Rs. 72,506.
3. The Courts and Collectors together dealt with 2,543 cases, and the total duty and penalty realized amounted to Rs. 45,110. Last year's figures were 2,374 and Rs. 74,689 respectively. Impounded documents, etc.
4. Eight prosecutions were instituted. Of the fourteen persons brought to trial, six were convicted and eight acquitted. The fines inflicted aggregated Rs. 215. Prosecutions.
5. The Collectors tested the valuation of 809 estates (of which 618 were in Bombay City) for which applications for probate or letters of administration had been made. In 283 cases enquiries resulted in the recovery of Rs. 10,521 as additional duty. No penalties were imposed. Estate duty.

2.—SIND.

1. The gross realizations declined from Rs. 10,15,998 to Rs. 9,53,639. The decrease is due to the depression of trade owing to the war and the financial crisis of 1913. There was a net increase of Rs. 8,097 in the receipts on account of judicial stamps. This is due to an increase of litigation. The decrease of Rs. 70,456 under the Stamp Act is chiefly distributed as follows:—Impressed Stamps and Labels Rs. 25,549; Hundi Stamps Rs. 22,951 and Foreign Bill Stamps Rs. 8,596. The receipts from the sale of Share Transfer Stamps rose from Rs. 876 to Rs. 1,252. The total expenditure fell from Rs. 34,364 to Rs. 28,306 mainly owing to a decrease in refunds and discount on non-judicial stamps. Revenue and expenditure.
2. The number of licensed stamp vendors advanced from 316 to 339, but the total amount of discount paid fell from Rs. 18,580 to Rs. 16,175. Stamp vendors.
3. The number of cases dealt with fell from 253 to 188, and the duty and penalties recovered amounted to Rs. 4,671 as against Rs. 3,307 in 1913-14. Impounded documents, etc.
4. Eight persons were prosecuted during the year. All were convicted and the fines imposed aggregated Rs. 94. Prosecutions.
5. As a result of two enquiries Rs. 300 were recovered as additional duty. Estate duty.

12.—Income Tax.

For details see the Annual Report of Income Tax and tables under Income Tax printed in Part IV (d) of the Statistics of British India.

The final demand, including penalties, arrears, etc., amounted in all to Rs. 69,51,582 as against Rs. 67,32,531 in the preceding year. Collections, including realizations from the tax on salaries and pensions, rose from Rs. 66,40,880 to Rs. 68,26,812. As the assessment for 1914-15 is based on the previous year's estimated income, these figures reflect the conditions of 1913-14 rather than of 1914-15. The causes of the increase will be found under the heading "Financial Review."

13.—Local Funds.**1.—DISTRICT FUNDS.**

1. The opening balance amounted to Rs. 29,72,506. Receipts rose from Rs. 84,78,623 to Rs. 86,08,810 and disbursements from Rs. 79,78,866 to Rs. 85,70,830. The closing balance was Rs. 30,10,486. Receipts and charges.
2. The accounts of all the District Local Boards have been audited up to 31st March 1914. All the funds are solvent. Audit.

2.—OTHER FUNDS.

1. Cantonment funds including Cantonment Hospital Funds had an opening balance of Rs. 1,64,227. Receipts amounted to Rs. 7,34,220 and charges to Rs. 7,62,072. The closing balance was Rs. 1,36,375. All the accounts have been audited up to 31st March 1914. Cantonment Funds.

Mounted Police
Funds.

2. The opening balance was Rs. 64,371. Receipts amounted to Rs. 1,91,859 and charges to Rs. 1,65,162, the closing balance being Rs. 91,068.

Port and Marine
Funds.

3. The opening balance was Rs. 2,63,267. Receipts amounted to Rs. 6,36,594, charges to Rs. 8,33,205 and the closing balance Rs. 66,656. Audit is complete up to 31st March 1914.

Medical and
Charitable Funds.

4. Only two funds fall under this head. Receipts and charges were Rs. 17,732 and Rs. 16,753 respectively, while the balance rose from Rs. 7,325 to Rs. 8,304.

Other Miscellaneous
Funds.

5. This head includes Station and Agency Funds, the Steam Boiler Inspection Fund and various minor funds. The aggregate opening balance amounted to Rs. 8,26,273. Receipts totalled Rs. 25,01,610 and charges Rs. 24,43,166, the closing balance being Rs. 8,84,717. The Steam Boiler Inspection Fund opened the year with a credit balance of Rs. 5,626. Receipts and charges amounted to Rs. 77,332 and Rs. 1,08,075. The closing balance showed a deficit of Rs. 25,117. The Boiler Fund had to sell some of the securities to its credit to meet the deficit.

CHAPTER VI.

VITAL STATISTICS AND MEDICAL RELIEF.

I.—Births and Deaths.

For details see the Annual Report of the Sanitary Commissioner for the Government of Bombay for 1914, with appendices.

1. Among the European civil population, 288 births and 280 deaths were recorded as Europeans. against 354 and 273 in 1913, giving a birth-rate of 9.54 *per mille* as against 9.41 in 1913 and a death-rate of 9.27 as against 9.42.

2. Among Anglo-Indians 173 births were registered as against 193 in 1913, and 152 Anglo-Indians. deaths as against 124 corresponding to a birth-ratio of 19.44 *per mille* as against 21.68 in 1913, and a death-ratio of 17.08 as against 13.93.

3. Among Indians the births registered numbered 733,076, showing an increase of Indians. 48,273 on last year's figures, the birth-rate being 37.43 *per mille* as against 34.96 *per mille* in the previous year. For every 100 females, 107.29 males were born. Still-births numbered 10,034 as against 9,753 in the previous year. Five hundred and seventy-seven thousand five hundred and four deaths were registered, an increase of 55,965 on the figure for 1913; 107.35 males died for every 100 females. The death-rate was 29.48 *per mille* compared with 26.63 in the previous year. The birth-rate exceeded the death-rate by 7.95 *per mille*. In Bombay City the birth and death rates were 20.10 and 32.70 respectively. The infant mortality rate was 193.81 per thousand live births against 188.42 in 1913: in Bombay the rate was 385.1 as against 384.54 in 1913. The death-rate was lowest (7.26) among males between the ages of 10 and 15 and among females (9.13) between the same age period. The death-rate among Christians was 19.58 *per mille*, among Mahomedans 20.38, among Parsis 20.29, among Jains 23.01 and among Hindus 32.07.

4. As regards the deaths among Indians which totalled 577,504, *cholera* was responsible Causes of death. for 17,779, *small-pox* for 4,209, *plague* for 20,060, *fevers* for 259,164, *dysentery* and *diarrhœa* for 42,961 and respiratory diseases for 65,941. There was an appreciable decrease in the mortality from both *small-pox* and *plague*; deaths from *cholera* and intestinal diseases show a marked increase.

The subjoined table shows the deaths in 1914 arranged according to causes contrasted with the results for 1913, and with the mean of preceeding five years.

	Mean for five years, 1909—1913.		1914.		1913.	
	* Number.	Ratio per 1,000 of population.	Number.	Ratio per 1,000 of population.	Number.	Ratio per 1,000 of population.
Cholera	21,573	1.12	17,779	.91	5,134	.26
Small-pox	6,102	.32	4,209	.21	9,833	.50
Plague	40,797	2.11	20,060	1.02	25,288	1.29
Fever	248,616	12.99	259,164	13.23	246,319	12.58
Dysentery and diarrhœa	40,858	2.14	42,961	2.19	34,021	1.74
Respiratory diseases	58,983	3.08	65,941	3.37	59,418	3.03
Injuries	7,250	.38	7,670	.39	7,711	.39
Other causes	141,012	7.37	159,720	8.15	133,815	6.83
All causes	565,191	29.51	577,504	29.48	521,539	26.63

2.—Emigration and Immigration.

For details see Tables under Emigration printed in Part V of the Statistics of British India.

1. Bombay as usual attracted a large number of labourers from the Deccan and the Movements by land. Surat, Kolába and Ratnágiri districts. Other centres of attraction for labour were the cotton picking areas of the Broach district and Baroda territory, the railway works in Thána, the Bhandardara Dam works in Ahmednagar and the Tata works at Lonávla in the Poona district. The injury inflicted on the weaving industry by the war caused a considerable exodus of weavers from the Thána, Ahmednagar, East Khándesh and Násik districts, chiefly to Bombay. There were the usual movements of labourers at harvest time.

2. The number of emigrants leaving the port of Bombay under the Indian Emigration Movements by sea. Act was 315 as compared with 258 in the preceding year. Of these 196 went to East Africa and 103 to Persia for employment under the Anglo-Persian Oil Company.

Sixty-six emigrants left Karáchi for work on the Uganda Railway and 206 for Persia. Seven hundred and sixty emigrants returned to Bombay and 322 to Karáchi. In addition to these a large number of persons emigrated to South Africa, Burma and Japan. Many of these were persons who returned home through fear at the beginning of the war and then having become reassured returned to South Africa taking with them their wives and children or those of their friends in the colony. Otherwise emigration to South Africa has received a decided check owing to the strictness of the new immigration laws.

3.—Medical Relief.

For details see the Annual Report on the Civil Hospitals and Dispensaries under the Government of Bombay for the year 1914 and tables under Hospitals printed in Part V of the Statistics of British India.

Number of institutions.

1. The total number of institutions rose from 742 at the beginning to 760 at the end of the year. The increase is mainly due to the opening of several private non-aided institutions. The existing institutions are classed as follows:—State (public) 51; State (special) 26; Local and Municipal Funds 285; Private Aided 17; Private Non-aided 333; and Railways 48.

Number of patients.

2. The total number of patients treated during the year rose from 2,355,620 to 2,485,773. In-patients, of whom 41,618 were definitely cured and 5,096 died, numbered 61,786 as against 59,868 in 1913. The mortality percentage among in-patients was 8.2 as against 8.7 in the previous year. The total number of beds available fell from 6,518 to 6,495 but the average daily number of in-patients rose from 3,242.7 to 3,556.2. Out-patients increased in number from 2,295,752 to 2,423,987, the average daily attendance being 22,928.

Attendance by class or sex.

3. Of the patients treated during the year, 21,368 were Europeans and Anglo-Indians 1,572,892 Hindus, 756,929 Mussalmáns and 134,584 belonged to other classes. The number of adult females treated was 518,230 or 20.84 per cent. of the total number of patients, the figures of the preceding year being 491,756 and 20.88.

Diseases.

4. Among in-door patients a marked increase was noticeable under all kinds of cases except those of leprosy, plague, small-pox and tubercular diseases. Among in-patients cholera cases increased from 94 to 290 and deaths from 39 to 120. Small-pox cases fell from 457 to 390 while deaths increased from 89 to 91. Dysentery and diarrhœa also showed increases in the number of cases while deaths showed a decrease of 21 in the case of dysentery and a rise of 45 in the case of diarrhœa. Cases of malaria increased from 6,736 to 7,193 while deaths decreased from 156 to 116. Cases and deaths from tubercular diseases fell from 2,355 and 534 to 2,333 and 506. "Injuries" accounted for 8,726 cases and 580 deaths. Labour cases, normal and abnormal, rose considerably from 3,556 to 5,378, which indicates the popularity of maternity wards attached to hospitals and dispensaries. Among out-patients the number of malaria cases rose by 16,715 to 433,989; next in order come diseases of the digestive and respiratory systems, and diseases of the eye, ear and skin. The number of cholera cases increased heavily from 454 to 1,550, while cases of tubercular diseases rose slightly from 10,619 to 10,680.

Surgical operations.

5. During the year 100,776 persons underwent operations, of whom 99,224 were cured, 900 were relieved and 471 died. The mortality percentage was 0.46 as against 0.53 in 1913.

Receipts.

6. The total income, inclusive of an opening cash balance of Rs. 2,09,412, amounted to Rs. 27,28,226 as against Rs. 25,34,320 in the preceding year. Of this, Rs. 12,80,512 were contributed by Government, Rs. 2,87,587 by Local and Rs. 4,46,867 by Municipal funds. Subscriptions increased from Rs. 42,481 to Rs. 66,215. The several Nursing Associations contributed Rs. 1,30,322.

Expenditure.

7. The total expenditure rose from Rs. 23,20,963 to Rs. 25,08,583. Deducting from this Rs. 1,87,821 remitted into the Treasury on account of hospital fees, sale-proceeds of unserviceable articles, etc., and Rs. 25,260 invested during the year, the net cost was Rs. 22,95,502 as against Rs. 20,55,811 in 1913.

Investments.

8. The invested capital stood at Rs. 10,87,565 at the beginning and Rs. 10,41,725 at the end of the year.

4.—Epidemic Diseases.

PLAGUE.

General.

1. During the calendar year 1914 deaths from plague in the Presidency (including Aden and all Native States except Baroda) fell from 30,401 to 26,348. The seasonal curve showed the usual features: a steady mortality with a slight tendency to fall during the first four months: a marked drop in May and June—during the latter month only 439 deaths were reported. The rise in mortality commenced in July and reached its maximum, 2,813 deaths in October. In December there were 1,732 deaths.

Bombay city.

2. Plague was reported from Bombay city throughout the year but the period of maximum intensity was in the first half of the year in contradistinction to the experience of the mofussil. Four hundred and sixty-five 1,135, 821 and 147 deaths were registered in March, April, May and June respectively.

3. Except during August and October plague deaths were reported throughout the year in Karáchi. The chief mortality was in the first half of the year, as only 8 deaths were registered after July 1st. The largest number of deaths occurred in March and April. Karáchi city.
4. No deaths from plague were reported from Aden. Aden.
5. The districts in the Presidency most severely infected were Dhárwár, Belgaum, Bijápur, Sátára, Poona, Násik, Kolába and Surat. All districts with the exception of West Khándesh and Upper Sind Frontier reported deaths. The Agencies in which the epidemic was severe were Cutch, Káthiáwár, Kolhápur and the Southern Marátha States. Districts and Agencies.
6. Among Europeans and Anglo-Indians there were 6 deaths from plague in Bombay city and one in the mofussil. Europeans and Anglo-Indians.
7. Special inoculators were sent to the affected districts. During the year 62,497 inoculations were performed as against 175,456 in the preceding year. Of this number 4,622 were done in Bombay city, 3,733 in Karáchi city, 16,670 in Dhárwár, 12,269 in Poona, 7,437 in Belgaum, 7,423 in Bijápur and 4,022 in Sátára. Returns show that both the incidence of and mortality from the disease are incomparably less in persons who have been inoculated than in those who are not so protected. Inoculation.

CHOLERA.

During the calendar year 1914 all the districts in the Presidency proper with the exception of the Panch Maháls were more or less affected by cholera, while in Sind there was only one fatal case reported from the Nawábsháh district. The total number of deaths rose from 5,134 to 17,779. The districts that suffered most were Sátára (3,730), Poona (2,873), Ahmednagar (2,785), Sholápur (1,804), Násik (1,217), Thána (1,165), and Belgaum (1,069). Bombay city recorded 218 deaths. Mortality.

The spread of infection throughout the Deccan was due to the introduction of infection into Pandharpur at the time of the spring fair. The largest number of deaths was reported in June, and the virulence of the epidemic abated rapidly after September.

The A'shádi Fair at Pandharpur was not associated with a serious outbreak of cholera.

SMALL-POX.

Deaths from small-pox in the year 1914 numbered 4,209 as compared with 9,833 in 1913 and 6,023, the decennial mean. The districts most severely affected were Kolába, Násik, Dhárwár, Sholápur, East Khándesh, Thána and Kánara.

5.—Bombay Bacteriological Laboratory.

For details see the Annual Report of the Bombay Bacteriological Laboratory for the year 1914.

- Investigations connected with plague are carried out in the laboratory, which also supplies anti-plague vaccine for the whole of India. The number of doses of vaccine issued during the year was 812,942 as compared with 795,637 for the previous year. The demand occurred mainly outside the Bombay Presidency whose requirements showed a marked decrease as compared with previous years. The statistics of inoculation are defective, but they undoubtedly show that the inoculated suffer less severely from plague than the uninoculated. It has been observed that the greatest protection from plague infection has been obtained with vaccine which causes a severe reaction in the doses usually prescribed. With a view to overcoming this difficulty experiments were performed on rats which showed that immunity of a high order can be obtained by using two small doses in place of one large dose, at an interval of a week, while the severity of the reaction was thus lessened considerably. Satisfactory progress was made with experiments with hydrocyanic acid gas for killing rats and other vermin. The Health Department of the City of Bombay sent daily for examination all rats found dead or caught alive within the bounds of the Municipality. The Health Officer was informed which specimens were plague-infected and he was thus able to adopt suitable measures to observe and check the progress of the disease throughout the City. Of 210,080 dead rats examined 12,530 were found to be plague-infected. Plague.
- Numerous specimens of blood sera, sputa, etc., were received for pathological examination. Out of 120 brains of dogs received for examination 71 were definitely identified as having been removed from rabid animals. Three hundred and thirty-four snakes were received during the year to supplement the stock of venomous snakes kept for the purpose of obtaining a supply of venom for the manufacture of anti-venomous serum. The study of guinea-worm disease was continued throughout the year. Investigations were carried out in two villages. Considerable progress was made in the study of tuberculosis as it occurs in India in spite of numerous interruptions occasioned by the transfer of officers from the laboratory to active service. The observations show that sunlight is an important agent in the destruction of tubercle bacilli and that dark rooms in which the sputum of tubercular patients has been deposited may remain infected for months. A number of cases of 'rat-bite' disease came under observation. No definite causative organism was observed or isolated from these cases, but the intravenous injection of *salvarsan* has rapidly cured the most obstinate cases of this distressing fever although the patients failed to respond to other forms of treatment. Preventive medicine and pathological diagnosis.

3. The laboratory supplied the Field Forces with sealed tubes of iodine and potassium iodide for the preparation of antiseptic lotion in the field. A large number of doses of typhoid and cholera vaccine and curative sera were also supplied to the forces. Lectures and demonstrations were arranged to instruct a number of school teachers and scholars in the cause and prevention of disease.

6.—Lunatic Asylums.

For details see the Report on Lunatic Asylums under the Government of Bombay for the year 1914 and tables under Lunatic Asylums printed in Part V of the Statistics of British India.

- General.** 1. Additional accommodation was provided during the year at Ratnágiri, where the Female Hospital sanctioned in 1913 was completed; at Ahmedabad where 26 cells were added and a new office and dispensary constructed; and at Hyderabad where 4 new cells for confining dangerous lunatics were constructed. At Dhárwár the ventilation of the old cells was improved.
- Inmates.** 2. The total number of inmates rose from 1,450 to 1,575, and that of admissions and re-admissions from 408 to 486, out of which of 48 were of Europeans or Anglo-Indians, 22 of Indian Christians, 256 of Hindus and 140 of Mahomedans. On admission 37 insanes were under twenty years of age and 91 were over forty. The daily average population rose from 1,105 to 1,112. During the year 220 persons were discharged cured and 93 were made over to the care of friends. Last year's figures were 137 and 104 respectively.
- Types of insanity.** 3. The chief types of insanity treated were mania (791), melancholia (283), dementia (237) and delusional insanity (86). Only 28 cases were traced to abuse of alcohol and 46 to indulgence in hemp drugs.
- Health.** 4. The daily average number of sick fell from 52.1 to 30.4 and the number of deaths from 106 to 92. The general health of the patients was on the whole satisfactory.
- Financial.** 5. The total expenditure amounted to Rs. 3,42,955 as against Rs. 3,19,634 (exclusive of the cost, Rs. 10,15,271, of building the new Central Asylum at Yeránda) in 1913. Receipts from paying patients amounted to Rs. 33,324 or Rs. 5,393 more than in 1913. Deducting the receipts from paying patients, the value of stores received from the manufacturing department and the amounts realised on account of the sale of goods to the public, etc., the net expenditure rose from Rs. 2,46,217 to Rs. 2,54,844.

7.—Sanitation.

For details see the Annual Report of the Sanitary Commissioner for the Government of Bombay for the year 1914.

- District municipalities.** 1. There were 157 municipalities with an aggregate population of 2,369,376. Their total income amounted to Rs. 1,25,73,669, of which Rs. 56,61,720 were spent in improving water-supply, drainage, conservancy and other public health requirements within municipal limits.
- Local boards.** 2. There were 26 district local boards and 216 taluka-local boards with an aggregate income of Rs. 83,39,701, out of which Rs. 3,73,556 were spent on water-supply and drainage.
- Village sanitation.** 3. The Bombay Sanitation Act of 1889 was in force in 358 villages, an increase of 42. Sanitary inspection books are now kept in 1,868 selected villages and 218 entries were made in them during the year by officers of the Sanitary Department.
- Sanitary board.** 4. During the year one more official member was added to the Sanitary Board. The Board distributed a grant of Rs. 1 lách placed at its disposal by Government. Five projects were sanctioned during the year, including final schemes for the water-supply of Igatpuri and Hyderabad (Sind) and the sewerage of Dhulia. Grants-in-aid amounting to Rs. 3,12,090 were made to various municipalities for sanitary projects. The water works at Bijápuri were completed and formally opened in February 1914. Numerous other water supply and drainage works were in progress or completed during the year. Sanction was received to the formation of the Northern and Southern Sanitary Districts with head-quarters at Ahmedabad and Belgaum, respectively. Numerous surveys and investigations were undertaken and several projects were drawn up. Borings for ascertaining artesian water-supplies and the rock foundations were in progress at several places. The Mechanical and Sanitary Engineers to Government toured throughout the Presidency and gave advice to local bodies.
- Inspection of vessels.** 5. At the port of Bombay 1,099 vessels of all sorts with 309,121 crew and passengers (including 114,641 troops) were examined as against 992 vessels with 181,497 crew and passengers during the preceding year. The clothing, bedding and other articles of 89,658 members of crews and passengers of outgoing and incoming vessels and of members of crews of vessels lying in port were disinfected. Of these 68,645 were Asiatic and African members of crews, third class or deck European and non-European passengers and pilgrims who left the port of Bombay for ports out of India and 21,013 were members of crews, passengers and pilgrims who arrived by vessels on which cases of infectious diseases had occurred during the voyage or while lying in port. Thirty-nine vessels on which cases of infectious diseases had occurred were disinfected and 17 vessels which carried pilgrims to

Jeddah were thoroughly cleansed and freed from rats, cockroaches, etc., by means of sulphur-dioxide gas generated in a Clayton apparatus. Besides the outgoing pilgrim ships, 5 incoming vessels, 42 outgoing vessels (including 8 troopships) and 2 ships lying in the harbour were also fumigated. At Karáchi 721 outgoing vessels were inspected and received bills of health as against 766 in the previous year and 59 incoming vessels were inspected for the existence of infectious diseases as against 130 in the previous year. Of the 125,275 members of crews and passengers medically inspected on their arrival at and departure from the port, 45,908 had their bedding and clothing disinfected. At Aden 2,962 vessels of all kinds were inspected and granted bills of health.

6. During the year both the ports of Bombay and Karáchi were open for the embarkation of Mahomedan pilgrims to Mecca *via* Jeddah. Eighteen vessels left Bombay and four left Karáchi. Before the ships left port the ships were thoroughly disinfected and freed from rats. The pilgrims were subjected to a very careful medical inspection and their clothing and bedding to a thorough disinfection before they were allowed to embark. The total number of pilgrims fell from 15,319 to 13,994. Ten thousand four hundred and thirty-one pilgrims were vaccinated at the ports. Besides these many had been vaccinated before leaving their homes. It is thus probable that three-fourths of the pilgrims were protected against small-pox before sailing. During the year 18,541 pilgrims including many who left Bombay in the previous year's Haj arrived at Bombay from Jeddah in 22 vessels. No pilgrim ships arrived at Karáchi. The total number of deaths at sea among the returning pilgrims was 201. There were 66 cases of small-pox on the returning ships. Forty-seven ships carrying pilgrims passed through Aden during the year and reported 67 deaths.

8.—Vaccination.

1. During the year 1914-15 there were 710,769 persons primarily vaccinated and 63,590 re-vaccinated as against 710,516 and 73,379 respectively in the previous year, showing an increase of .03 in the case of primary vaccination and a decrease of 13.34 in re-vaccination. Out of 56,061 villages in the Presidency, 50,013 were visited by the vaccinators.

2. Of the primary vaccinations 656,630 or 92.38 per cent. were successful; excluding 48,583 cases, in which the results were unknown, the percentage of success was 99.1 as against 98.73 in the previous year. Of the re-vaccinations 20,043 or 31.52 per cent. were successful; excluding unknown cases, the percentage of success was 57.03 as against 55.86 in the preceding year.

3. The total cost of vaccination was Rs. 355,759 as against Rs. 363,910 in the previous year. The average cost of each successful case was annas eight and pies five as against annas eight and pies nine in the previous year.

4. During the year 1,041,400 doses were distributed as against 874,518 in the previous year. The total expenditure was Rs. 41,809 as against Rs. 42,596.

9.—Veterinary.

For details see the Annual Administration Report of the Civil Veterinary Department in the Bombay Presidency including Sind for the year 1914-15.

1. Contagious disease was reported from all the districts in the Presidency and the city of Bombay. Owing to the conditions under which the information is collected the figures given below cannot be relied upon as being accurate, but they nevertheless give an idea of the comparative mortality of the past two years. Reported deaths from contagious diseases rose in the case of equines from 144 to 160 and in the case of bovines from 3,930 to 9,203. Rinderpest was reported from every district in the Presidency proper except Sátára. It was widespread in the Ahmednagar, Dhárwár, Kolába and Thána districts. The number of animals attacked was 16,560, of which 6,833 died, as against 4,644 and 2,103 respectively in the previous year. Dhárwár district reported 1,215 deaths, Thána 1,119, Ahmednagar 837, Kolába 633, Ahmedabad 594 and Násik 518, while Kaira, Kánara, Panch Maháls and Poona also suffered considerably. Hæmorrhagic septicæmia was responsible for 1,494 deaths out of 1,969 attacked as against 1,008 deaths in the previous year. The disease appeared in all districts except East Khándesh and the city of Bombay; Kaira, Ahmedabad and Dhárwár being the districts most affected. Anthrax caused 584 deaths amongst bovines. There were 495 deaths in 1913-14. Deaths from black quarter increased from 167 to 193. Foot and mouth disease occurred in all districts except Ahmedabad. The number of attacks fell from 12,293 to 7,348 and deaths from 153 to 99. Surra appeared in the city of Bombay, Ahmedabad, Panch Maháls, Thána, West Khándesh and Kolába districts, where 116 deaths were reported as against 127 in the preceding year. In Sind 172 deaths were reported in the case of equines, 1,965 in the case of bovines and 423 in the case of other animals, the corresponding figures in the previous year being 73,895 and 94. Hæmorrhagic septicæmia was responsible for 1,407 deaths as against 341 in the preceding year. Rinderpest caused 200 deaths, of which 163 occurred in the Karáchi district, as against 246 in 1913-14 and 1,367 in 1912-13. Deaths from surra increased from 62 to 163, and from black quarter from 46 to 186.

2. Two new dispensaries were opened during the year in the Presidency proper, bringing the total up to 52. The total number of patients treated therein rose from

120,741 to 126,915; this figure includes 44,656 cases in which advice or medicine was supplied to owners in the absence of the patient. The number of animals treated by Veterinary Assistants on tour fell from 38,870 to 28,297. The number of animals inoculated rose from 12,405 to 54,311. In Sind 12 veterinary hospitals were working as against 11 in the preceding year. The Veterinary Assistants visited 938 villages and treated 2,554 animals as against 381 villages and 2,918 animals in the previous year. Eighty-eight inoculations in an outbreak of hæmorrhagic septicæmia at the Northcote Cattle Farm at Chhárodi were performed and no deaths followed. In Sind 2,984 animals were inoculated, of which four died after inoculation.

Glanders and Farcy
Department.

3. Forty horses were seized in the Presidency proper under the Glanders and Farcy Act as against 48 in the preceding year. Of these, 35 were found to be diseased within the meaning of the Act and dealt with accordingly. Imports of horses numbered 6,459 as against 4,794 in 1913-14, and included 6,069 Australian, 319 Arab and 50 English animals.

Expenditure.

4. Expenditure in the Presidency proper fell from Rs. 3,27,913 to Rs. 3,09,219, of which Rs. 75,729 were debited to Local Funds. In Sind the expenditure rose by Rs. 12,770 to Rs. 91,238.

CHAPTER VII.—INSTRUCTION.

I.—Education.

For—

GENERAL SYSTEM OF PUBLIC INSTRUCTION

See—

GENERAL ADMINISTRATION REPORT FOR 1911-1912, PART II
PAGES 207-208.

For details see the Report of the Director of Public Instruction in the Bombay Presidency for 1914-15 and the Report of the Reformatory School at Yeravda for 1914; also tables under Education printed in Part VII of the Statistics of British India. The figures are for British districts only.

1. The total number of public educational institutions in British districts* rose from 11,545 to 11,566. The number of private institutions fell from 2,201 to 1,928, giving a net decrease of 252. However the total number of pupils rose by 1,479, the numbers being 788,230 and 789,709 for 1913-14 and 1914-15 respectively. The percentage of male scholars throughout the Presidency to the male population of school-going age rose from 40.6 to 42.2 and the corresponding figures for females from 8.9 to 9.8. The average daily attendance at local board primary schools is 71 per cent. of the number on the rolls. The number of scholars learning English was 73,750.†

Number of
Institutions and
pupils.

2. There were in all 98,098 Bráhmín and 496,071 non-Bráhmín Hindu pupils, Mahomedans numbered 150,633, Indian Christians 20,925 and Pársis 16,131.

Distribution of
pupils by race.

3. Out of a total of 25,654 towns and villages 9,523 possessed schools and the average area served by each school was 12.9 square miles.

Distribution of
schools.

4. The total expenditure on public instruction rose from Rs. 1,38,91,139 to Rs. 1,53,86,993 of which Rs. 82,07,628 were expended from provincial funds as against Rs. 70,52,428 for the previous year, while local funds provided Rs. 9,33,848 as against Rs. 8,90,064, municipal funds Rs. 11,15,542 as against Rs. 10,34,659 and fees Rs. 27,24,726 as against Rs. 26,78,962. Of the total expenditure Rs. 61,31,499 or nearly 40 per cent. were spent on primary schools. This does not include cost of inspection or construction and repairs of primary school buildings. The expenditure on buildings of all kinds was Rs. 14,86,663.

Expenditure.

5. The number of candidates for the Matriculation Examination increased from 4,823 to 5,258, while the number passing fell from 2,792 to 1,594. The proportion of successful candidates thus fell from 58 per cent. to 30 per cent. as the result of a raising of the standard required for a pass. The Intermediate Examination in Arts was held under the new regulations for the first time; of 1,185 who appeared 787 passed, or 66 per cent. In the B.A. Examination 448 passed out of 798, a percentage of 56. The number appearing for the B.Sc. Examination fell from 33 to 32 of whom 25 passed. The number appearing for the M.A. increased from 78 to 111 of whom 62 passed. The expenditure on the University (as apart from individual colleges) was Rs. 55,000.

University.

6. The total number of students in the seven Arts colleges was 3,475. Owing to the different character of the Matriculation results the numbers of fresh men admitted were not nearly so large as in the preceding year. The expenditure rose from Rs. 5,52,726 to Rs. 6,72,120.

Arts colleges.

7. The number of students at the College of Commerce increased from 92 to 143; 87 appeared for the intermediate examination in commerce and 53 passed. The number of students at the Government Law School decreased from 509 to 461. The number sent up for various examinations increased from 786 to 871 but the number passing declined from 354 to 339. At the College of Engineering the number of students including probationers increased from 179 to 197. Out of the 190 candidates sent up for various examinations 139 passed. The number of students at the Grant Medical College rose from 623 to 648. There were also three medical schools managed by Government and one private aided school containing 428 students and maintained at a cost of Rs. 90,572. In all 745 candidates appeared at various medical examinations and 392 passed.

Professional
education.

8. The number of students at the Bombay School of Art declined from 372 to 370. The examination results showed a high percentage of successes except in the draughtsman

Technical education.

* The figures for Native States are not forthcoming.

† The figures for British districts alone for last year are not forthcoming.

classes, where only 88 candidates passed out of 163. Attendance at the Reay Art Workshops fell from 207 to 165. The total number of candidates at the drawing examinations held at various centres rose from 10,822 to 13,791, while the percentage of passes fell from 69.6 to 61.1. The first Inspector of Drawing and Craft-work reports most unfavourably on the quality of the teaching in the schools. The attendance at the Victoria Jubilee Technical Institute decreased from 337 to 223. Considerable additions have been made to the equipment of the engineering and textile branches. The total number of independent technical and industrial schools (excluding the School of Art) at the close of the year decreased from 31 to 23 and the number of pupils from 2,250 to 1,668; the expenditure was Rs. 68,459. A committee of direction for technical education has assumed the control of 18 of these institutions.

9. The total number of public high and middle schools in British districts rose from 440 to 449, and the number of pupils therein from 65,973 to 66,747. The total expenditure on secondary schools rose from Rs. 31,00,393 to Rs. 33,24,511.

10. Boys' schools increased from 106 to 110 and the attendance from 47,588 to 48,577; the number of girls' schools increased from 30 to 31 and the attendance from 3,969 to 4,346. Moral instruction is now given regularly in most of the schools. Full advantage was taken for the first time of the grant of Rs. 500 for each high school towards the cost of school excursions, with excellent results.

11. Middle schools for boys increased from 252 to 258 and the number of pupils from 20,614 to 20,731. Girls' schools decreased in number from 52 to 50, but the number of pupils increased from 3,797 to 3,931.

12. The number of such schools increased from 44 to 45 and the number of pupils increased from 4,049 to 4,244 of whom 3,752 were Europeans or Anglo-Indians. There are also 1,094 Europeans and Anglo-Indians attending other English-teaching schools.

13. The total number of primary schools for boys decreased from 9,972 to 9,929. The falling off however was under the head of unaided schools, a fluctuating class about which accurate information is not always forthcoming. The number of pupils increased from 586,390 to 594,728. The number of girls' schools increased from 998 to 1,057 and the pupils from 73,339 to 77,258. There are also many girls in the boys' schools so that the total number of girls receiving primary instruction is 111,999. The number of pupils in the upper primary stage on the 31st March 1915 was 100,552 (including 8,531 girls). In the lower primary stage the number reading printed books was 322,659 (including 50,365 girls); the number not reading printed books was 248,775 (including 61,103 girls).* The number of pupils presented in the higher standards in British districts was as follows:—In standard V 18,343, of whom 10,424 passed; in standard VI 9,421, of whom 5,269 passed; in standard VII 3,722, of whom 1,981 passed. This is a decrease of 248 in the V standard, and an increase of 229 in the VI, and of 120 in the VII. The number of local board schools increased from 7,494 to 7,540 and of pupils from 404,233 to 416,390, the average daily attendance being 299,247 as against 298,045. Municipal schools numbered 1,060 as against 1,045 and pupils 138,873 as against 137,061. The aided private schools numbered 2,295 and their pupils 109,746, while the number of unaided private schools was 68 and that of the pupils 4,226. The number of night schools increased from 123 to 127, but the number of pupils decreased from 3,763 to 3,742. The expenditure on primary schools rose from Rs. 57,29,455 to Rs. 61,31,499 to which the provincial revenues contributed Rs. 33,50,507, local funds Rs. 6,31,288, municipal funds Rs. 9,33,525 and fees Rs. 4,84,511. Candidates for the Vernacular Final examination numbered 7,834 of whom 3,560 passed, including 14 girls.

14. There were 27 training schools for men with 1,517 students and 17 for women with 588 students. Of these 25 training schools for masters with an attendance of 1,436 and 5 for mistresses with an attendance of 368 were under public management.

15. The total number of Mahomedans under instruction in the British districts was 150,633 of whom 25,881 were in private institutions.† Of those attending public institutions there were 134 in arts, and 51 in professional colleges, 4,962 in secondary schools and 118,928 in primary schools. The new Urdu standards have met with a somewhat mixed reception.

16. The total number of pupils declined from 21,964 to 21,833.

17. The total number of pupils declined from 28,889 to 28,681.

18. The number of boys in the David Sassoon institution decreased from 235 to 211. The Yeravda School is dealt with in detail below.

19. The only additional grant received during the year from the Government of India was a recurring one of Rs. 1 lakh. The balance of the recent grants remaining unspent at the end of March 1914 was Rs. 44,83,651. The balance at the end of March 1915 was Rs. 40,73,542 but all of this has been pledged with the exception of Rs. 6,42,684.

* Corresponding figures for the preceding year for British districts alone are not available.

† See foot note on page 107.

YERA'VDA REFORMATORY SCHOOL.

1. The year opened with 138 boys on the register, of whom 12 were out on license, and closed with 131, of whom 11 were out on license. The average daily number of inmates declined from 131 to 119. This was due to a smaller number of admissions during the year. Of the 131 boys in the Reformatory at the close of the year, 7 were under twelve years of age, 35 under fourteen, 50 under sixteen and the remaining 39 were sixteen and over. Numbers.
2. The conduct of the inmates was very satisfactory. The total number of school offences was 33 as against 23 in the previous year. Conduct.
3. Of the 38 boys discharged during the year, 17 had learnt agriculture and gardening, 2 carpentry, 4 blacksmith's work, 8 book-binding and type-setting and 7 painting and varnishing. Of the 146 juveniles discharged in the preceding triennium, 97 are known to be living honestly, 5 have died, 4 have been re-convicted, and 40 remain untraced. Discharged juveniles.
4. Twelve licenses were in force at the beginning of the year, and 19 new licenses were issued. Ten of the licensed boys were discharged on expiry of sentence, 7 were returned and 3 escaped, of whom 1 is still at large. Licenses.
5. There was no death, but the number of cases treated in the school hospital rose from 25 to 29. Health.
6. The net earnings rose from Rs. 591 to Rs. 594. Thirty-seven boys were learning carpentry, 15 smith's work, 16 painting and varnishing and 5 book-binding. Industries.
7. Forty-two out of the 44 pupils in the beginners' class satisfied the examiner, and 45 out of the 63 boys presented in Standards I to IV passed in all heads. Five out of the 11 candidates presented for the First Grade Art Examination passed fully, 4 out of the 8 passed in the second grade and 1 out of the 3 in the third grade. Education.
8. The net cost to Government for maintenance, after deducting profits and contributions from Native States, decreased from Rs. 18,858 to Rs. 17,799. Expenditure.

2.—Literature and the Press.

For details see tables under Printing Presses and Publications printed in Part VII of the Statistics of British India.

1.—BOOKS AND PERIODICALS.

The total number of publications registered during the year under report was 2,986 as against 2,884 registered in the previous year, showing an increase of 102 publications. Of these 2,986 publications, 1,902 were books, and 1,084 issues of periodicals. Of the 1,902 books, 137 were written in English, 503 in Gujaráti, 140 in Hindi, 20 in Kánarese, 513 in Maráthi, 163 in Sindhi, 48 in Urdu, 109 in Classical languages, and 44 in various dialects such as Marwádi, Gurkhi, Gurmukhi, Jaini, Konkani and Mágadhi, while 225 were bi-lingual, tri-lingual, and polyglot publications. The net increase of 102 publications is mainly accounted for by increases of 80 under Fiction, 29 under Poetry, 36 under Science (Mathematical and Mechanical), 22 under Science (Natural and others), and 218 under Miscellaneous. The numbers under Biography, History and Medicine also increased slightly. On the other hand, Arts, Drama, Language, Law and Philosophy (including Mental and Moral Science) showed a small decrease, while the number of Religious publications declined markedly. The number of books on Politics remained stationary.

2.—NEWSPAPERS.

1. At the end of the year under report there were in all 122 newspapers and 2 periodicals treating of current political topics as against 128 newspapers and 11 periodicals at the close of 1913. Out of the total of 124 newspapers and periodicals, 37 were published in the city of Bombay, 14 in the Northern Division, 29 in the Central Division, 15 in the Southern Division, 19 in Sind and 10 in the Native States. Forty-five of these journals were edited by Bráhmíns and 36 by other Hindus, 5 by Jains, 17 by Pársis, 15 by Muhammadans and 6 by Christians. Of the 122 newspapers, 8 were published in English, 34 in Maráthi, 21 in Gujaráti, 2 in Hindi, 6 in Kánarese, 7 in Urdu, 4 in Sindhi and 40 were bi-lingual or tri-lingual newspapers. Of the 2 periodicals, 1 was published in Maráthi and 1 in Hindi. General.

2. The most popular Anglo-vernacular newspapers are the *Gujaráti* (Anglo-Gujaráti), *Sánj Vartmán* (Anglo-Gujaráti) and *Dnyán Prakásh* (Anglo-Maráthi) with circulations of 14,500, 7,500 and 5,500 respectively. Of purely Maráthi papers the *Kesari* stands first with a circulation of 15,000, the *Jagad Vritt* coming second with 12,000. The *Bombay Samáchár* heads the list of purely Gujaráti newspapers with a circulation of 5,200. The Hindi paper *Shri Venkátेश्वar Samáchár* claims a circulation of no less than 10,000. The circulation of the *Gujaráti* increased notably from 11,500 to 14,500. The *Prajá Mitra and Pársi* (weekly) continued to increase its circulation. Circulation.

3.—GOVERNMENT PUBLICATIONS.

In addition to the issue of the ordinary departmental reports, Government published a large number of press notes on matters of public interest. The appointment of Editor of

Government Publications was continued. The *Blue Book Quarterly* continued to appear at the end of each quarter. In addition to a large number distributed free, 100 copies of the last issue were sold to the public.

Literary Societies.

See—

GENERAL ADMINISTRATION REPORT FOR 1911-1912, PART II,
PAGES 211-212.

THE ROYAL ASIATIC SOCIETY (BOMBAY BRANCH).

During the year 52 new members were elected. The number of volumes added to the Society's library was 1,646. The preliminary work of compiling a new catalogue was nearly completed. The number of coins added to the coin cabinet was 38. The fifth number of the Society's Journal was published in the year under report. It contained four papers of historical interest.

3.—Arts and Sciences.

The Victoria and
Albert Museum,
Bombay.

1. The museum was open to the public on 312 days. The number of visitors recorded was 673,796 and the daily average 2,160, as against 832,641 and 2,660 respectively in the preceding year. The falling off in the number of visitors may be attributed to the disturbed conditions prevailing in the city owing to the outbreak of war. Seven new cases at a cost of Rs. 3,800 were purchased during the year.

The Victoria
Museum, Karachi.

2. The number of visitors rose from 109,159 to 125,769. Of these about 93,906 were women and children. The increase may be attributed partly to the influx of people from plague-infected localities and partly to the improvements which attracted more people.

Bombay Natural
History Society.

3. The principal feature of the work done by the Society during the year was the increase in the knowledge of the smaller mammalian fauna acquired by the labours of the Collectors employed by the Society. During the year ending 1st September 1915 one new genus and 13 new species have been added to the list of the mammalian fauna of India. Many valuable papers have appeared in the Society's journal during the year which have added considerably to our knowledge of Indian fauna and flora. Collections of fish sent in by the Deputy Sanitary Commissioners and Malaria Survey Officers were identified. Evidence was supplied in support of Government prosecutions for fraud in connexion with the grant of rewards for the destruction of wild animals. A large number of snakes both harmless and poisonous were identified for doctors and district officials. The Honorary Secretary of the Society, Mr. Millard, was deputed by Government to report in conjunction with the Assistant Architect to Government on the Madras Aquarium, with a view to the erection of a similar aquarium in Bombay.

CHAPTER VIII.—ARCHÆOLOGY.

ARCHÆOLOGICAL SURVEY OF INDIA, WESTERN CIRCLE.

For details see the Progress Report of the Archæological Survey of India, Western Circle, for the year ending 31st March 1915.

1. The Superintendent spent the first part of his touring season in Káthiáwár and Inspection. Cutch, selecting or securing antiquities from the local museums for the Prince of Wales Museum, Bombay, and training the Assistant Curator of the latter Museum for the work that is expected of him. From about the end of December 1914 to about the middle of February 1915, he was at Tándo Mohammad Khan near Hyderabad in Sind excavating a *stupa* mound. Visits were also paid by him to Bijápur, Ajmer, Ajanta, Indore and Mehmedabad. The Assistant Superintendent visited Baroli, Ahmedabad, Dholka, Kapadvanj, Siddhapur, Mount Abu, Ajmer, Bayana, Khajraha, Pátan and Sirsi. In addition to these the Assistant Superintendent visited the Bagh caves in the Gwalior State which stood in great need of conservation measures and Sanchi where he helped the Director-General of Archæology in effecting repairs to certain monuments. Six inspection reports were received from Executive Engineers against eight last year. They show that the old monuments are being systematically looked after.
2. During the year under report no less than 160 monuments were declared protected Protected as against 41 of the preceding year. Of these, 132 were from the Bijápur district. Twelve monuments. agreements were executed with the owners of monuments during the year as against 43 in the preceding year. In Sind the complete destruction of a monument which had been declared protected was reported. Four Jain temples at Bodesar in the Thar and Párkar district were declared protected.
3. Apart from the Annual Progress Report of the year 1913-14 no official publication Publications. was produced. An article was contributed by the Superintendent to the *Archæological Annual* of the Director-General of Archæology, describing fully and exhaustively the excavation work carried out by him at Besh in the Gwalior State. Twenty-eight inscriptions were copied, 6 record drawings prepared, and 209 photographs taken.
4. The total outlay on conservation works in the Presidency proper and Sind decreased Expenditure. from Rs. 24,840 to Rs. 23,312. The cost of the upkeep of the Superintendent's office rose from Rs. 24,733 to Rs. 29,814.

CHAPTER IX.—MISCELLANEOUS.

I.—Ecclesiastical Jurisdiction.

For—
ECCLESIASTICAL JURISDICTION (DECENNIAL REVIEW),

See—
GENERAL ADMINISTRATION REPORT FOR 1911-1912, PART II,
PAGES 214—217.

1.—THE ESTABLISHED CHURCH OF ENGLAND.

Establishment.

1. The Right Reverend Edwin James Palmer, D.D., continued to be Bishop of Bombay throughout the year. The number of Chaplains was 22. The total clerical establishment of the diocese, including Government Chaplains, was 96 as against 97 in the previous year.

Bishop's tour
of visitation.

2. The Bishop visited the following places during the year :—Mahábleswar, Poona, Gadag, Ránebennur, Dhárwár, Hubli, Miraj, Kolhápur, Belgaum, Násik, Deoláli, Manmád, Ahmedabad, Aurangabad, Sátára, Ahmednagar, Miri, Sonai, Karegao, Kolhar and Kirkee.

Confirmations and
Ordinations.

3. There were 885 confirmations and three ordinations of Deacons.

2.—THE ESTABLISHED CHURCH OF SCOTLAND.

The Chaplain on the regular establishment at Poona ministered to Kirkee and the Karáchi Chaplain conducted services regularly at Manora and visited Hyderabad. Quetta was served by a Chaplain under the Colonial Committee of the Church of Scotland. There were acting Chaplains at Aden, Rájkot (Káthiáwár) and Deesa. The Additional Clergy Society assisted in the maintenance of a Chaplain at Mhow and Neemuch.

2.—Stationery.

The year opened with a balance of stock valued at Rs. 2,26,499. Receipts amounted to Rs. 8,56,073 and purchases in India to Rs. 6,22,832. Issues aggregated Rs. 9,47,673. The major portion of the latter was supplied to provincial and local departments, the Imperial Government's share being Rs. 1,77,148. The closing balance was Rs. 1,34,898.

3.—General Miscellaneous.

1.—GOVERNMENT CENTRAL PRESS.

The Public Works Department press was finally abolished on the 1st February 1915 and its work was taken on by the Government Central Press. The total expenditure, including depreciation and a book charge of rent, amounted to Rs. 3,01,211, a decrease of Rs. 12,672. The total value of work done for Government officers and departments fell from Rs. 3,32,377 to Rs. 3,23,282.

2.—GOVERNMENT PRINTING PRESS, KARÁCHI.

The earnings rose from Rs. 95,926 to Rs. 1,00,158, and the expenditure from Rs. 84,548 to Rs. 88,029, the balance in favour of the press advancing from Rs. 11,378 to Rs. 12,129. The rise in expenditure was under establishment and contingent charges.

3.—GOVERNMENT PHOTOZINCOGRAPHIC DEPARTMENT.

The work turned out by the department during the year was 1,198,707 pulls, valued approximately at Rs. 1,82,177, at a total cost of Rs. 80,196, leaving a book balance of Rs. 1,01,981 in favour of the office.

4.—THE WAR RELIEF FUNDS.

The Bombay
Presidency Branch
of the Imperial
Relief Fund.

1. The fund was opened on August 18th, 1914, by His Excellency Lord Willingdon, Governor of Bombay. The objects of the fund are to assist in alleviating the distress and hardship occasioned to the wives and families of those fighting and to provide out of the funds for any useful purpose which has for its object the alleviation of pain and suffering occasioned by the war. The Lady Hardinge War Hospital was established in the Prince of Wales' Museum and a hospital of 800 beds was established at Alexandria. The capital outlay on the former amounted to Rs. 1 lakh and the recurring expenditure to Rs. 5,400 per mensem.

The capital outlay on the latter amounted to Rs. 2 lakhs and the recurring expenditure to Rs. 15,430 per mensem. Donations were also sent to the Belgian Red Cross Fund, the St. John's Ambulance depôt, the Young Men's Christian Association Canteen Fund and other funds. The larger portion of the funds is being conserved for the relief of distress and want. The total receipts uptill 31st March 1915 amounted to Rs. 35½ lakhs.

2. The Women's Branch of the Bombay Presidency War and Relief Fund was established on August 23rd, 1914, as the result of a meeting called by Lady Willingdon on August 21st. The object of the fund is the provision of clothes and comforts for the soldiers, British and Indian, who leave these shores to take part in the war. The fund has supplied all the clothing and linen to the Lady Hardinge War Hospital, 300 beds; to the Bombay Presidency Hospital at Alexandria, 800 beds; and for Ambulance trains, etc., etc. Comforts have been supplied to the troops leaving India on Transports and warm clothing for their wives and children. All hospitals are visited and wounded soldiers on leaving are presented with kit bags containing all necessaries. The articles supplied by the fund are obtained either from gifts in money or kind and by the voluntary labours of the members of the Bombay and mofussil circles who work up into garments material supplied by the Central Depôt.

The "Women's Branch."

The total receipts of this "Women's Fund" amount to 6½ lakhs (six and a quarter lakhs).