

ADMINISTRATION REPORT
OF THE
MUNICIPAL COMMISSIONER
FOR THE
CITY OF BOMBAY
FOR THE YEAR 1938-39.

ADMINISTRATION REPORT
OF THE
MUNICIPAL COMMISSIONER
FOR THE
CITY OF BOMBAY.
FOR THE YEAR 1938-39.

BOMBAY :
G. CLARIDGE & CO., LTD.
1939.

CONTENTS

PART I

	PAGE
STANDING COMMITTEE'S "REVIEW" OF THE REPORT	i to x
COMMISSIONER'S REPORT	1— 32
Accompaniments.	
1. FINANCIAL—	
Report of the Chief Accountant, with Appendices	33—164
2. REVENUE—	
Report of the Assessor and Collector	165—172
Report of the Election and Town Duty Officer	173—178
3. ELECTIONS—	
Report of the Election and Town Duty Officer	" — "
4. PUBLIC WORKS—	
Report of the City Engineer	179—276
<i>Architectural—</i>	
Repairs to Municipal Buildings and Municipal Building Construction	179—184
Inventory of Municipal Properties	184
<i>Buildings—</i>	
Private Building Construction (including set-backs)	184—189
<i>Mechanical—</i>	
Workshops	190—194
Pumping and Compressor Stations	194—195
Inspection of Factories, Motor Transport, etc.	195—200
<i>Works—</i>	
(i) <i>Construction—</i>	
Roads, Footpaths and Drains (New Works) and Improvement of Private Streets	201—205
(ii) <i>Maintenance—</i>	
Repairs to Roads, Tramways, Traffic Islands, etc.	205—210
Crushers and Asphalt Plant	210—212
Repairs to Drains and Sewers	212—214
Public Lighting	214—216
General Remarks and Statements	216—233
Disposal of Town Refuse	234—235
Sewerage Scheme for the North of the Island	235—237
Slum Clearance and Improvement	237—240
5. ESTATE AND LAND MANAGEMENT—	
Report of the Deputy Municipal Commissioner (Improvements)	241—276
New Schemes	241—244
Disposal of Lands	244—246
Collection of Revenue	246—248
Land Acquisition and Management (Municipal)	248—251
Mahim Development Schemes	251—252
Statements and Appendices	253—276
6. WATER WORKS—	
Report of the Hydraulic Engineer	277—296
7. FIRE BRIGADE—	
Report of the Chief Officer	297—302
8. GARDENS—	
Report of the Superintendent	303—308
9. VICTORIA AND ALBERT MUSEUMS—	
Report of the Curator	309—310
10. GENERAL STORES—	
Report of the Storekeeper	311—316
11. LICENCES—	
Report of the Superintendent	317—322
12. MARKETS—	
Report of the Superintendent	323—330
13. PRINTING PRESS—	
Report of the Test Audit Officer (who is in charge of the Press)	331—332
14. K. E. M. HOSPITAL AND G. S. M. COLLEGE—	
Report of the Dean	333—384
15. EDUCATION—	
Report of the Schools Committee	385—394
16. AUDIT—	
Auditors' Reports	395—448

PART II

17. PUBLIC HEALTH—	
Health Officer's Report	1— 48
Report of the Medical Officer-in-Charge, Arthur Road Hospital	49— 61
Report of the Medical Officer-in-Charge, Maratha Hospital	62— 65
Report of the Municipal Analyst	66— 73
Report of the Superintendent of Vaccination	74— 76
Vital Statistics of Health Officer's Report	77—116
Summary of Sanitary Inspections	117
Table showing Meteorological Data	118

**Administration Report of the Municipal
Commissioner for the City of Bombay
for the year 1938-39.**

**CORPORATION, STANDING COMMITTEE AND
IMPROVEMENTS COMMITTEE.**

Corporation.

Mr. Sultan M. Chinoy, J.P., now Sir Sultan, was elected Mayor at the Meeting of the Corporation held on the 7th April 1938 and held that office throughout the year.

2. Eighty-nine meetings of the Corporation including four special and adjourned special meetings and one hundred and forty-two meetings of the Committees and nineteen meetings of their Sub-Committees, other than those of the Standing Committee and the Improvements Committee, were held during the year. Councillors also attended the presentation of a Civic Address to Babu Subhas Chandra Bose, President of the Indian National Congress.

3. The changes that took place in the personnel of the Corporation during the year were as follows:—

Mr. B. S. N. Cooper, J.P., died on the 27th March 1939.

Mr. Haroon Tarmohomed Noorani died on the 21st June 1938 and in his place Mr. Osman Sobani was elected by the rate-payers of B Ward on the 1st August 1938.

Mr. G. E. Bennett, M.Sc., M.Inst.C.E., resigned his seat on the 8th October 1938 and in his place Mr. H. K. Kirpalani, C.I.E., I.C.S., J.P., was appointed by Government on the 14th October 1938.

Mr. M. A. Karanjawala, M.A., LL.B., J.P., died on the 13th April 1938 and in his place Mr. P. D. Shamdasani was elected by the rate-payers of D Ward on the 23rd May 1938.

The Hon'ble Sir Pheroze Cursetji Sethna, Kt., O.B.E., J.P., died on the 16th September 1938 and in his place Dr. Meherjibhoy F. Bisni, M.B. B.S., J.P., was elected by the rate-payers of A Ward on the 7th November 1938.

Mr. W. R. G. Smith, C.I.E., Bar-at-Law, resigned his seat on the 18th March 1939.

4. The following Councillors were absent from the Meetings of the Corporation for the period shown against their names either due to illness or

other causes approved by the Corporation under Section 17(b) of the Municipal Act :—

Name.	Period.
Mr. B. S. N. COOPER, J.P.	From 19th October 1938 to 15th January 1939.
Mr. CHIRANJILAL R. LOYALKA	From 1st to 23rd April 1938.
CAPT. JOS. ALBAN D'SOUZA, B.A., B.M. & S., I.M.S., J.P.	From 1st April to 5th July 1938.
THE HON'BLE RAJA BAHADUR GOVINDLAL SHIVLAL MOTILAL, J.P.	From 22nd September to 12th October 1938.
Mr. HAROON TARMOHOMED NOORANI, J.P.	From 1st April to 20th June 1938.
SIR JAMSETJEE JEJEEBHAY, B.A., J.P.	From 1st April to 31st July 1938.
Mr. KHUSHAL T. SHAH, B.Sc. (LONDON), BAR-AT-LAW	From 21st April to 29th June 1938.
Mr. M. A. KARANJAWALA, M.A., LL.B., J.P.	From 1st to 12th April 1938.
Dr. PURUSHOTTAMRAI G. SOLANKI, L.M. & S., M.L.C., J.P.	From 4th August to 31st October 1938.
Mr. YUSUF J. MEHERALLY, B.A., LL.B.	From 2nd May to 30th November 1938.

Standing Committee.

5. Mr. A. P. Sabavala, B.A., Bar-at-Law, was elected Chairman of the Standing Committee at the meeting of the Committee held on the 6th April 1938 and held that office throughout the year.

The changes that took place in the personnel of the Standing Committee were as follows:—

Mr. Sultan M. Chinoy, J.P., resigned his seat on the 9th April 1938 and in his place Mr. Y. G. Pandit was elected by the Corporation on the 2nd May 1938.

Mr. W. R. G. Smith, C.I.E., Bar-at-Law, resigned his seat on the 18th March 1939.

6. Fifty-four regular and seventeen special meetings of the Standing Committee and nineteen meetings of the Sub-Committees thereof were held during the year.

7. There were forty-nine attendances for the audit of the Municipal Accounts and one hundred for the signing of cheques.

Improvements Committee.

8. Mr. B. G. Parelkar was elected Chairman of the Improvements Committee at the meeting of the Committee held on the 5th April 1939 and held that office throughout the year.

The changes that took place in the personnel of the Improvements Committee during the year were as follows:—

Mr. G. E. Bennett, M.Sc., M.Inst.C.E., resigned his seat on the Committee on the 8th October 1938 and in his place Mr. H. K. Kirpalani, C.I.E., I.C.S., J.P., was appointed by Government on the 14th October 1938.

9. Twenty-five ordinary meetings of the Committee and eleven meetings of the Sub-Committees thereof were held during the year.

LIST OF COUNCILLORS WHO HELD OFFICE ON THE
31ST MARCH 1939.

- MR. SULTAN M. CHINYOY, J.P., Mayor.
- MR. A. P. SABAVALA, B.A., BAR-AT-LAW, Chairman, Standing Committee.
- MR. B. G. PARELKHAR, Chairman, Improvements Committee.
- DR. P. G. SOLANKI, M.B., M.L.C., J.P., Chairman, Schools Committee.
- MR. ABDUL LATIF CURTAY, J.P.
- MR. ABDUL RAHMAN MUHAMMAD YUSUF, J.P.
- MR. ABDUL RAZAK ABDULLA, J.P.
- MR. ABDULLA IBRAHIM RAHIMTOOLA, J.P.
- MR. ALARAKHIA ABA alias ALAIYA SETH.
- RAO BAHADUR B. P. JAGTAR, F.C.S., M.B. SAN'D., A.M.I.E. (Ind.).
- MR. BEHRAM N. KARANJIA, M.L.C., J.P.
- SIR BYRAMJEE JEEJEEBHAY, Kt., J.P.
- MR. CHIMANLAL MANCHUBHAI.
- MR. CHIRANJILAL R. LOYALKA.
- DR. J. A. COLLACO, L.M. & S., M.L.A., J.P.
- MR. COOVERJI JETHABHAI SHAH.
- SIR CURRIMBHAY EBRAHIM, BART., M.L.C., J.P.
- DR. DADIBA N. SAHER, L.M. & S., J.P.
- DR. D. G. TENDULKAR, M.B.B.S., L.C.P. & S.
- MR. D. S. BABREKAR, B.A., LL.B.
- CAPT. JOS. ALBAN D'SOUZA, B.A., L.M. & S., I.M.S., J.P.
- MR. D. CAWASJI.
- MR. DOSTMAHOMED G. KHAIRAZ, J.P.
- MR. E. R. HIRJIBEHEDIN.
- MR. G. N. DESAI.
- DR. G. V. DESHMUKH, M.D. (Lond.), F.R.C.S. (England), M.L.A.
- MR. GORDHANDAS GOULDAS MORARJI, J.P.
- THE HON'BLE RAJA BAHADUR GOVINDLAL SHIVLAL MOTILAL, J.P.
- MR. GULAM HUSEIN A. SINGLE.
- DR. G. R. A. SHEIKH, B.Sc., M.B.B.S.
- MR. GUNVANTLAL V. KAPADIA, B.A., LL.B.
- MR. L. GWILT.
- MR. HAJI ALIMAHOMED JALALUDDIN, J.P.
- MR. HAJI HASAN AHMED BASAR.
- MR. HAJI HASHIM IBRAHIM.
- MR. HAJI USMAN HAJI VALIMAHOMED MILLWALA.
- MR. HAROON H. A. LALLJEE.
- MR. H. K. KIRPALANI, O.I.E., I.C.S., J.P.
- DR. HOMI F. PAVRI, M.O.P.S., M.B.B.S.
- SIR HOMI MODY, K.B.E., M.A., LL.B. M.L.A.
- MR. HOOSEINBHAY A. LALLJEE, M.L.A.
- MR. HUSEIN ABUBAKAR BAIGMOHAMED, M.L.A., J.P.
- SIR ISHWARDAS LUKHMIDAS, Kt., J.P.
- MR. I. S. PATEL, L.A.A., D.O.M.
- MR. JAMNADAS DWARKADAS, B.A.
- MR. JAMNADAS M. MEHTA, M.A., LL.B., BAR-AT-LAW, M.L.A.
- SIR JAMSETJEE JEJEEBHAY, BART., J.P.
- DR. J. N. CHOKSY, M.B.B.S.
- SIR JEHANGIR B. BOMON-BEHRAM, Kt., B.A., LL.B., J.P.
- MR. JETHMAL NARANDAS.
- MR. K. S. RAMCHANDRA IYER.
- MR. KESHAO GANESH TAMBE, L.C.M.
- MRS. KHADIJA SHUFFI TYABJI, J.P.
- MR. KHURSHED F. NARIMAN, B.A., LL.B., M.L.A.
- DR. KHURSHED J. J. CURSETJI, B.A., M.B. B.S., B.Hy., M.R.C.S. (Eng.), L.R.C.P. (Lond.).
- MR. KRUSHAL T. SHAH, B.Sc. (Lond.), BAR-AT-LAW.
- MR. K. H. GOREGAOKER, B.A., LL.B., J.P.
- MRS. LILAVATI K. MUNSHI, M.L.A.
- MR. M. L. DAHANUKAR.
- MR. MAHOMED SULEMAN MITHA, M.L.A., J.P.
- MR. MAHOMEDBHAI A. MOONIM.
- MR. MAHOMEDBHAY IBRAHIMBHAI M. ROWJEE, J.P.
- DR. MRS. MALINIBAI B. SUKTHANKAR, M.B. B.S., J.P.
- MR. MANCHERJI E. JOSHI, L.C.M., M.I.E., J.P.
- DR. SIR MANGALDAS V. MEHTA, Kt., O.B.M., B.A., F.R.C.P., F.O.P.S., J.P.
- MR. M. A. DABHOLKAR, J.P.
- MR. M. N. TALPADE, B.A., LL.B.
- DR. M. U. MASCARENHAS, L.M. & S., J.P.
- MR. MATHOORADAS TRICAMJEE, B.A.
- DR. M. F. BISNI, M.B.B.S., J.P.
- MR. M. R. MASANI, B.A. (Bom.), LL.B. (Lond.).
- MR. MOHAMED EBRAHIM SERANG.
- MR. M. M. KILLEDAR, M.L.A., J.P.
- MR. MOHAMED UMER ABDOOL RASUL, J.P.
- MR. MOHAMED UMER RAJAB.
- MR. MOHAMEDALLY ALLABUX, M.L.A., J.P.
- MR. MOHANLAL M. DESAI, B.A., LL.B.
- MR. MOHOMMAD ALI S. MANYAR.
- DR. MORESHWAR C. JAVLE, J.P.
- DR. E. MOSES, M.D., J.P.
- MR. MULRAJ KARSONDAS.
- MR. NAGINDAS T. MASTER, B.A., LL.B., M.L.A.
- MR. MEYER NISSIM, M.A., J.P.
- MR. OSMAN SOBANI.
- MR. P. D. SHAMDASANI.
- DR. POONSEY H. MEISHERI, F.O.P.S., L.M. & S., J.P.
- MR. PUNJABHAI THACKERSEY.
- MR. P. W. WAGH, M.L.A.
- MR. R. F. MUNSHI, B.A. (Cantab.), BAR-AT-LAW.
- MR. RAJARAM K. VAIDYA, B.A., LL.B.
- MR. RAMCHANDRA A. GOLE.
- RAO BAHADUR R. S. ASAVALE, J.P.
- MR. S. K. PATIL, M.L.A.
- MR. S. K. BARODAWALLA, J.P.
- MR. S. L. SILAM, B.A., LL.B.
- MR. S. C. CAMBATA, J.P.
- MR. SHIVDAS C. THAKKAR.
- MR. S. C. JOSHI, M.A., LL.B., M.L.C.
- RAO BAHADUR S. K. BOLE, J.P.
- PROF. A. SOARES, M.A., LL.B.
- PROF. SOHRAB R. DAVAR, BAR-AT-LAW, M.L.C., J.P.
- DR. SOHAB P. MEHTA, B.A., L.M. & S., J.P.
- MR. SOONDERDAS MORARJI.
- MR. V. S. VELINKAR, B.A., BAR-AT-LAW.
- PROF. V. G. RAO, B.A., LL.B. (Cantab.), BAR-AT-LAW, O.A., J.P.
- MR. V. N. OHANDAVARKAR, B.A. (Cantab.), BAR-AT-LAW, J.P.
- MR. V. N. VEDAK, B.A., LL.B.
- MR. V. D. GOVINDJEE.
- MR. Y. G. PANDIT.
- MR. YUSUF J. MEHERALLY, B.A., LL.B.

MR. M. D. BHAT, B.A. (Bom.), M.A. (Cantab.), BAR-AT-LAW, I.C.S., J.P., Commissioner.

and

MR. D. V. NADKARNI, J.P., Secretary.

MEMBERS OF THE STANDING COMMITTEE FOR THE YEAR 1938-39*

MR. A. P. SABAVALA, B.A., BAR-AT-LAW (Chairman).

MR. BEHRAM N. KARANJIA, M.L.C., J.P.
 RAO BHADUR B. P. JAGTAP, L.C.E., M.B. San.I.,
 A.M.I.E. (Ind.).
 DR. J. A. COLLACO, L.M.&S., M.L.C., J.P.
 MR. HUSEN A. BAIGMAHOMED, M.L.A., J.P.
 MR. K. H. GOREGAOKER, B.A., LL.B., J.P.
 MR. M. I. ROWJEE, J.P.
 MR. M. A. DABHOLKAR, J.P.
 MR. S. C. GAMBATA, J.P.

MR. W. R. G. SMITH, C.I.E., BAR-AT-LAW,
 J.P.
 PROF. A. SOARES, M.A., LL.B.
 PROF. SOHRAB R. DAVAR, BAR-AT-LAW, J.P.
 DR. SORAB P. MEHTA, B.A., L.M.&S., J.P.
 PROF. V. G. RAO, B.A., LL.B. (Cantab.), BAR-AT-
 LAW, O.A., J.P.
 MR. VITHALDAS D. GOVINDJEE.
 MR. Y. G. PANDIT.

*Mr. Sultan M. Chinoy resigned his seat on the 9th April 1939.

MEMBERS OF THE IMPROVEMENTS COMMITTEE FOR THE YEAR 1938-39*

MR. B. G. PARELKAR (Chairman).

RAO BHADUR B. P. JAGTAP, L.C.E., M.B. San.I.,
 A.M.I.E. (Ind.).
 MR. CHIMANLAL MANCHUBHAI.
 MR. H. K. KIRPALANI, C.I.E., I.C.S., J.P.
 MR. KESHAV GANESH TAMBE, L.C.E.
 MR. K. H. GOREGAOKER, B.A., LL.B., J.P.
 MR. K. S. RAMCHANDRA IYER.
 MR. MANCHERJI E. JOSHI, L.C.E., M.I.E., J.P.
 MR. M. M. KILLEDAR, M.L.A., J.P.

DR. P. G. SOLANKI, L.M.&S., M.L.C., J.P.
 DR. POONSEY H. MEISHERI, F.C.P.S., L.M.&S.,
 J.P.
 RAO BHADUR R. S. ASAVALE, J.P.
 MR. S. K. BARODAWALLA, J.P.
 RAO BHADUR S. K. BOLE, J.P.
 PROF. A. SOARES, M.A., LL.B.
 MR. V. N. VEDAK, B.A., LL.B.

*Mr. G. E. Bennett resigned his seat on the 8th October 1938.

MEMBERS OF THE SCHOOLS COMMITTEE FOR THE YEAR 1938-39.

DR. P. G. SOLANKI, L.M.&S., M.L.C., J.P. (Chairman).

MR. A. L. CURTAY, J.P.
 MR. A. R. M. YUSUF, J.P.
 MR. D. S. BABREKAR, B.A., LL.B.
 MR. I. S. PATEL, L.A.A., D.Com.
 †MR. M. A. KARANJAWALA, M.A., LL.B., J.P.
 MRS. KHADIJA SHAFFI TYABJI, J.P.
 *MRS. LILAVATI K. MUNSHI, M.L.A.
 †MRS. LILAVATI V. S. VELINKAR, M.A.

DR. MRS. MALINIBAI B. SUKTHANKAR
 M.B.B.S., J.P.
 MR. M. M. KILLEDAR, M.L.A., J.P.
 †MR. M. V. DONDE, B.A., LL.B.
 MR. R. A. GOLE.
 †MISS SHANTABAI DAUNDKAR, B.A., J.P.
 RAO BHADUR S. K. BOLE, J.P.
 MR. V. S. VELINKAR, B.A., BAR-AT-LAW, J.P.
 †MR. V. G. SETALVAD, B.A., LL.B.

§Elected Chairman on the 30th April 1938, vice Mr. Karanjawala deceased.

†Elected Chairman on the 6th April 1938, but died on the 13th April 1938.

*Elected on the 9th May 1938, vice Mr. M. A. Karanjawala deceased.

†Non-Councillor Members.

10. Mr. I. H. Taunton, B.A., I.C.S., J.P., the Municipal Commissioner, proceeded on leave from 1st April 1938 to 21st July 1938, and Mr. D. Symington, B.A., I.C.S., was appointed to act for him. Mr. I. H. Taunton continued to hold the office of the Municipal Commissioner from 22nd July 1938 to 30th November 1938, after which he proceeded to join his duties as Chief Secretary to the Government of Sind. Mr. D. V. Nadkarni, J.P., acted in his place from 1st December 1938 to 14th December 1938. Mr. M. D. Bhat, M.A., I.C.S., J.P., held the office of the Municipal Commissioner since 15th December 1938, to the close of the year.

11. Mr. V. V. Shaligram, B.A., G.D.A., continued to act for Mr. S. A. Shete, B.A., J.P., Dy. Municipal Commissioner on leave till 5th August 1938. Mr. S. A. Shete continued in the office of the Deputy Municipal Commissioner from 6th August 1938 to 20th September 1938, after which he proceeded on leave prior to retirement. Mr. D. V. Nadkarni, J. P., was appointed to act for him from 21st September 1938, to 30th November 1938 and again from 15th December 1938 to 20th March 1939. The post of Deputy Municipal Commissioner remained vacant since 21st March 1939,

to the close of the year pending the appointment of a new Deputy Municipal Commissioner.

12. Mr. H. B. Shivdasani, M.A. (Cantab.), J.P., held the office of the Deputy Municipal Commissioner (Improvements) during the year except for the period from 25th April 1938 to 11th June 1938, when he was on leave. Mr. H. M. Abhyankar, L.C.E., Estate Agent and Land Manager, officiated for him.

II.—Heads of Departments.

13. Mr. N. V. Modak, B.E. (Bom.), A.M.I.C.E. (India), M.R.San.I. (Eng.), City Engineer, was deputed for a period of about 6 months to make a tour of European countries and of important cities in America.

14. Mr. D. N. Baria, L.C.E., M.I.E., the Deputy City Engineer, was placed in charge of the duties of the City Engineer when the latter was on deputation. Owing to the regrettable death of Mr. D. N. Baria, the post of the Deputy City Engineer has been vacant since 8th October 1938.

15. Mr. J. D. Daruvala, M.Sc., C.E. (France), A.M.I.C.E., M.I.E., F.I.S.E., M.R.San., Assistant Engineer, 1st Grade, was in charge of Deputy City Engineer's work from 16th May 1938 to 7th October 1938 and of City Engineer's work from 8th October 1938 to 25th November 1938.

16. Mr. A. R. Manerikar, B.E. (Civil), A.M.I.E., Assistant Engineer, 2nd Grade, Maintenance Branch, was in charge of the work of Assistant Engineer, 1st Grade, Architectural Branch, from 16th May 1938 to 7th October 1938 and that of Deputy City Engineer from 8th October 1938 to 25th November 1938.

17. Mr. A. A. K. Shaikh, M.Sc. (England), B.Sc. (Hons.), Civil and Municipal C.P.T. (London), B.E. (Civil), B.A. (Hons.), etc., Assistant Engineer, 2nd Grade, Building Branch, was in charge of the duties of Assistant Engineer, 1st Grade, Architectural Branch, from 8th October 1938 to 25th November 1938.

18. Diwan Bahadur Dr. J. S. Nerurkar, B.Sc., L.M. & S., D.P.H., Executive Health Officer, who had proceeded on leave from 28th September 1937, continued to be on leave throughout the year 1938-39 and Dr. R. K. Mhatre, L.M. & S., D.P.H., D.T.M. & H. (Cantab.), continued to act for him.

19. Mr. M. R. Tambe, B.A., L.C.E., F.S.A.A., A.I.A., J.P., Chief Accountant, continued in his office upto 22nd September 1938 except for a short period of absence on leave on average pay from 26th May 1938 to 6th July 1938 when Mr. B. K. Wagle, B.A. (Cantab.), acted for him. Mr. M. R. Tambe proceeded on leave prior to retirement from 23rd September 1938 and Mr. V. V. Shaligram, B.A., acted for him as Chief Accountant from that date to the close of the year.

20. Mr. G. T. Patankar held the office of Assessor and Collector from 1st April 1938 to 24th June 1938. He proceeded on leave from 25th June 1938 to 24th October 1938 preparatory to retirement. Mr. S. N. Chaubal, B.A., took charge as acting Assessor and Collector on 25th June 1938 and was confirmed on 25th October 1938 after the retirement of Mr. G. T. Patankar.

21. Mr. D. V. Nadkarni, J.P., Municipal Secretary, was appointed to act as Deputy Municipal Commissioner from 22nd September 1938 to 20th March 1939, and Mr. S. N. Damle, B.A., Deputy Municipal Secretary, was appointed to act as the Municipal Secretary during the period.

Mr. D. V. Nadkarni, J.P., resumed charge of the post of the Municipal Secretary, on 21st March 1939 and continued in that office till the close of the official year.

22. Mr. H. M. Abhyankar, L.C.E., M.I.E., (Ind.), Estate Agent and Land Manager, held the post of Estate Agent and Land Manager throughout the year 1938-39 except from 25th April 1938 to 11th June 1938, during which period he officiated as Deputy Municipal Commissioner (Improvements) in place of Mr. H. B. Shivdasani, M.A. (Cantab.), J.P., on leave. The post of Estate Agent and Land Manager was vacant from 25th April 1938 to 11th June 1938.

23. Mr. N. Coombs, L.C.C. (Eng.), Chief Officer, Fire Brigade, proceeded on 7 months, and 2 days' leave on average pay on medical certificate from 15th April 1938 to 16th November 1938 and Mr. P. Scully acted in his place during the period.

24. Mr. D. I. Ahmadi, B.Ag., Superintendent of Gardens, was on leave from 13th February 1939 to 12th March 1939 and Mr. R. P. Vedak, G.B.V.C., Assistant Superintendent, Zoo Collection, was in charge of his work during the period.

25. Mr. M. B. Maniar (Solicitor, London), who was appointed to act as Legal Assistant from 3rd January 1938 in place of Mr. P. M. Clubwalla, B.A., LL.B., Legal Assistant, was confirmed and appointed as Legal Assistant from 1st May 1938.

26. Mr. S. N. Chaubal, B.A., continued in his office as Town Duty Officer till 25th June 1938 when he was appointed to act as Assessor and Collector. The separate posts of Town Duty Officer and Election Officer were held in abeyance from 25th June 1938.

27. Mr. A. H. K. Shaikh, Election Officer, was appointed to the new post of Election and Town Duty Officer created as an experimental measure and was confirmed in that post from 25th October 1938 as both the Town Duty and Election Works were amalgamated and placed in his charge permanently.

28. Mr. R. V. Parulekar, M.A., M.Ed. (Leeds), J.P., held the office of the Secretary, Schools Committee, except when he was on leave from 1st April 1938 to 11th May 1938 and Mr. N. G. Limaye, B.A., L.T., Superintendent, Municipal Marathi Boys' Schools, acted in his place during the period.

29. The following officers continued in their respective appointments throughout the year :—

1. Dr. Jivraj N. Mehta, M.D. (Lond.), M.R.C.P. (Lond.), F.C.P.S. (Bom.), J.P., Dean, King Edward VII Memorial Hospital and Seth Gordhandas Sunderdas Medical College.
2. Mr. E. A. Nadirshah, B.A., B.E. (Bom.), B.Sc. (Engineering) (Edin.), M. Inst. C.E. (Lond.), M.I.E. (Ind.), F.I.Sc. (Lond.), Hydraulic Engineer.
3. Mr. B. K. Wagle, B.A. (Cantab.), Test Audit Officer.
4. Mr. D. S. Laud, G.B.V.C., Superintendent of Markets.
5. Mr. L. S. Kagal, B.A. (Hons.), LL.B., Superintendent of Licences.
6. Mr. A. P. Saldhana, B.A., Chief Storekeeper.
7. Mr. D. A. Pai, B.A., looked after the duties of the Curator, Victoria and Albert Museum.

III.—Financial.

30. Political events overshadowed the world throughout the year leading to deterioration in international relations. The world was threatened with a major slump in the first half of the year but subsequent months witnessed a rapid recovery due to various measures taken by different countries to stimulate the demand for goods and services and to the re-armament policies and programmes vigorously pursued by them. Prices of commodities, however, remained at low levels. The general economic position in India was adversely affected by the political events abroad but the cotton mill industry in India benefited by the diminution of exports of cloth by Japan. The Port Trade of Bombay fell in value (from Rs. 172 to 146 crores) by 15 per cent. although the total tonnage handled rose by 0.06 per cent. The Indian Mill Industry looked up during the first six months but thereafter its position and prospects showed deterioration. The number of spindles working double shift in Bombay fell between October and January by more than 9 per cent. There was a concurrent increase in the number of idle spindles. The Municipal finances however escaped the effects of deterioration in the last six months and showed a general improvement during the year.

31. According to the Budget Estimates, the income, expenditure and deficit for the year were estimated at Rs. 331.71 lakhs, Rs. 339.82 lakhs and Rs. 8.11 lakhs, respectively. However, the actual income realised was Rs. 347.67 lakhs, and the expenditure incurred was Rs. 334.84 lakhs, so that the year ended with a surplus of Rs. 12.83 lakhs. This satisfactory result is due partly to the increase in income from General Tax by Rs. 8.00 lakhs, from Town Duties by Rs. 1.52 lakhs, from Water by Rs. 4.59 lakhs and from Halalkhore Tax by Rs. 1.77 lakhs out of the total increase in income of Rs. 15.96 lakhs, and partly to reduction in expenditure by Rs. 4.98 lakhs appearing under the various heads.

32. The actual income during the year, viz., Rs. 347.67 lakhs, shows an increase of Rs. 17.51 lakhs over that of the previous year, viz., Rs. 330.16 lakhs. The total increase was Rs. 22.07 lakhs against which there were decreases amounting to Rs. 4.56 lakhs. The main increases were in respect of General Tax, Rs. 10.33 lakhs, Town Duties, Rs. 2.42 lakhs, Interest and Profit on investment of Surplus Balances, Rs. 0.16 lakh, Water Works, Rs. 2.61 lakhs, Education, Primary, Rs. 1.09 lakhs, Medical Relief and Education, Rs. 0.17 lakh, Street Cleansing and Conservancy, Rs. 2.74 lakhs, Fire Brigade, Rs. 0.45 lakh, Licenses and Removal of Encroachments, Rs. 0.52 lakh, Markets and Slaughter Houses, Rs. 0.61 lakh and contribution from Capital Funds Rs. 0.82 lakh. The main decreases were in respect of Tobacco Duty, Rs. 2.55 lakhs, Miscellaneous, Rs. 0.42 lakh, Roads, Drains and Sewers, Rs. 1.10 lakhs, and Extraordinary Receipts Rs. 0.33 lakh due to the excess interest on Sinking Funds not being transferred to Revenue owing to the objection raised by Government.

33. The actual expenditure for the year, viz., Rs. 334.84 lakhs show an increase of Rs. 7.36 lakhs over that of the previous year, viz., Rs. 327.48 lakhs. The total increases in expenditure amounted to Rs. 7.56 lakhs, viz., Rs. 0.46 lakh under General Supervision, Rs. 1.24 lakhs under Water Works, Rs. 1.46 lakhs under Education, Primary, Rs. 0.11 lakh under Education, Secondary, Rs. 0.73 lakh under Medical Relief and Education, Rs. 0.22 lakh under Street Cleansing and Conservancy, Rs. 1.60 lakhs under Roads, Drains and Sewers, Rs. 0.46 lakh under Mechanical, Rs. 0.41 lakh under Buildings, Land Acquisition and Management, Rs. 0.08 lakh under Licensing etc. Rs. 0.20 lakh under Gardens and Open Spaces. Rs. 0.16 lakh under

Markets and Slaughter Houses and Rs. 0.43 lakh under Provident Fund, Pensions, etc. Against these, the decreases in expenditure amounted to Rs. 0.20 lakh, viz., Rs. 0.06 lakh under Public Health, Rs. 0.03 lakh under Fire Brigade and Rs. 0.11 lakh under contribution towards Improvement Schemes.

Incidence of Taxation. 34. The incidence of taxation per head for the year was Rs. 25-0-6 against Rs. 23-10-8 for the preceding year.

Surplus Cash Balance. 35. The net unhypothecated Surplus Cash Balance on 31st March 1939, (including the minimum required by law), was Rs. 31.84 lakhs against Rs. 22.87 lakhs on 31st March 1938, there being an increase of Rs. 8.97 lakhs.

Stores on hand. 36. The balance of stock, including surplus and obsolete stores on 31st March 1939, was valued at Rs. 7.15 lakhs against Rs. 5.90 lakhs at the close of 1937-38, showing an increase of Rs. 1.25 lakhs.

Expenditure Grants. 37. The total amount of grants (including renewed and additional grants) was Rs. 348.24 lakhs, while the expenditure amounted to Rs. 334.84 lakhs, leaving an unexpended balance of Rs. 13.40 lakhs. Out of this, grants aggregating Rs. 5.33 lakhs are reserved for being renewed for expenditure in 1939-40, while Rs. 8.07 lakhs were treated as savings.

38. Additional grants sanctioned during the year aggregated Rs. 4.31 lakhs against Rs. 2.96 lakhs in 1937-38.

Loan Works Expenditure. 39. The expenditure on Capital Works during the year amounted to Rs. 48.78 lakhs. It may be mentioned here that as the Revised estimates under this head provided for Rs. 75,20,698 the Chief Accountant in paragraph 19 of his report draws attention to the great disparity between the estimates and the actuals. It is usual to hold the Executive Officers responsible for this, since they always demand money for more works than they can hope to carry out. As there are several factors involved, and as it is difficult to foresee exactly how much will be required for Loan Works in a given year, the question is being examined, and efforts will be made in future to restrict these demands more closely to the capacity of the departments to carry out works.

Loan floated during the year. 40. During the year a loan of Rs. 45 lakhs was raised at 3 per cent interest per annum with 30 years currency and 3 per cent Sinking Fund basis, the loan being wholly reserved for investment of the Municipal Sinking and Special Funds. In addition to this, advances were taken from the Special Funds to finance the expenditure on Capital Works, including Plant and Machinery.

Loan Liabilities. 41. Reduction of debt during the year amounted to Rs. 44.26 lakhs. The loan liabilities of the Corporation at the close of the year stood at Rs. 15,68.65 lakhs. The total Sinking Fund required upto 31st March 1939 was Rs. 3,39,60 lakhs but the actual value was Rs. 3,46.27 lakhs as under:—

	Rs.
Public Securities of the Market value of	3,42,48,904
Cash with the Imperial Bank of India	121
Interest accrued on the above securities upto 31st March 1939	3,78,449
Total	3,46,27,474

42. A comparison of the net revenue and the net expenditure for 1937-38 and 1938-39 is shown below in accordance with Standing Committee Resolution No. 12212, dated the 3rd February 1939 :—

Particulars.	1937-38.	1938-39.
	Rs.	Rs.
Net revenue after deducting refunds, drawbacks and charges in respect of assessment and collection and granting of refunds :—		
General Tax	1,22,40,565	1,32,53,048
Town Duties	11,74,284	14,18,161
Music, etc., and Liquor Licenses and Tobacco Duty	5,63,110	3,05,680
Returns from Property and Miscellaneous	13,12,910	12,07,855
Water Works	11,66,475	13,03,997
Street Cleansing and Conservancy, Road Watering and Halalkhore Service	5,65,177	8,16,312
Wheel Tax and Tolls	14,29,080	13,69,662
Fire Tax	1,23,427	1,72,068
Markets and Slaughter Houses	6,48,866	6,98,543
Licensing and Removal of Encroachments, etc.	2,81,202	3,25,048
Contribution from Capital Funds to Revenue on account of Loan Works Staff	82,190	1,64,061
Extraordinary receipts	1,48,288	1,15,431
Total	1,97,35,574	2,11,49,866
Net expenditure after deducting receipts :—		
General Superintendence	3,65,138	3,95,008
Education, Primary	27,85,436	28,22,954
Education, Secondary	53,908	65,089
Public Health Department	9,38,913	9,36,668
Medical Relief and Education	21,70,167	22,38,554
Roads, Drains and Sewers (including Public Lighting)	60,10,061	61,51,767
Mechanical	10,74,229	11,33,381
Buildings, Land Acquisition and Management	10,64,592	10,70,023
Gardens and Open Spaces	3,52,820	3,73,198
Miscellaneous	2,77,319	2,73,517
Contribution towards Improvement Schemes	34,40,225	34,29,454
Provident Fund, Pensions, Gratuities and Compassionate Allowances	9,34,532	9,77,328
Total	1,94,67,340	1,98,66,941
Surplus	2,68,234	12,82,925
Total	1,97,35,574	2,11,49,866

IMPROVEMENT SCHEMES.

GENERAL ACCOUNT.

43. The income, expenditure and surplus for the year as per Budget Estimates B were Rs. 1,02.08 lakhs, Rs. 1,01.84 lakhs and Rs. 0.24 lakh, respectively, the corresponding actuals being income Rs. 1,01.31 lakhs, expenditure Rs. 99.04 lakhs and surplus Rs. 2.27 lakhs.

44. The actual income for the year, viz., Rs. 1,01.31 lakhs shows a decrease of Rs. 1.26 lakhs over that of the preceding year, viz., Rs. 1,02.57 lakhs. The main items contributing to the decrease were (1) Tobacco Duty Rs. 2.02 lakhs, (2) Interest and Profit on Investments Rs. 0.37 lakh and (3) Miscellaneous Receipts Rs. 0.22 lakh partly set off by an increase under Rents and other proceeds of properties Rs. 1.46 lakhs.

45. The actual expenditure for the year, viz., Rs. 99.04 lakhs shows an increase of Rs. 2.16 lakhs over that of the previous year, viz., Rs. 96.88 lakhs. This is made up of an increase of Rs. 4.36 lakhs under Maintenance of Properties and Streets counterbalanced by a decrease of Rs. 2.20 lakhs under Debt Charges.

Details of Expenditure.

CAPITAL ACCOUNT.

Expenditure on Schemes.

46. The expenditure on Capital Works during the year amounted to Rs. 8.69 lakhs.

Loan floated in the year.

47. During the year no loan was raised.

Loan Liabilities.

48. Reduction of debt during the year amounted to Rs. 24.32 lakhs. The loan liabilities of the Improvement Schemes at the close of the year stood at Rs. 16,46.74 lakhs. The total Sinking Fund required upto 31st March 1939 was Rs. 2,12.81 lakhs, but the actual value was Rs. 2,44.49 lakhs as under:—

Public Securities of the Market value of	2,43,31,553
Cash with the Imperial Bank of India	221
Interest accrued on the above securities upto 31st March 1939	1,17,591
Total	<u>2,44,49,365</u>

IV.—Assessment and Collection.

49. The rates of taxation in respect of lands and buildings in the City were the same as in the preceding year, viz., General Tax including Fire Tax at 11½ per cent., Water Tax at 3½ per cent. and Halalkhore Tax at 3 per cent. The rates levied for the supply of water by meter measurement to different classes of properties continued to be the same as in the preceding year.

Rates of Taxation:

50. The total number of properties including buildings, salt pans and lands including tanks and wells, registered in the Assessment Books on 31st March 1939, was 48,271, against 48,207 on 31st March 1938. The number of buildings rose from 38,868 to 38,968, salt pans from 70 to 72 but there was a decrease in the lands including tanks and wells, the number being 9,231 during the year against 9,269 in the previous year. Properties newly erected, demolished and enlarged numbered 1,045, 691 and 725 respectively, the corresponding figures, for 1937-38 being 1,152, 769 and 823. During the year, 260 chawls with 4,915 tenements and 356 other buildings with 3,215 tenements were newly constructed and were assessed to property taxes. Out of the total number of properties in the City, viz., 48,271, 38,460 properties were assessed to general tax, 1,341 were exempted under Section 143 (1)(a) of the Municipal Act and 7,387 were not taxed being small plots of waste lands. These last do not include lands belonging to Government, or Port Trust or Railways which are assessed separately. The number of Municipal properties exempted from General Tax under Section 143 (1)(b) during the year was 1,083 against 1,088 in the previous year.

Number of Properties.

51. The net demand in respect of property taxes was Rs. 299.13 lakhs, collection Rs. 258.06 lakhs and outstandings at the close of the year Rs. 41.06 lakhs against Rs. 304.80 lakhs, Rs. 245.45 lakhs and Rs. 59.35 lakhs, respectively, in the preceding year. The net demand in respect of wheel-tax amounted to Rs. 11.82 lakhs and the collection to Rs. 9.65 lakhs, thus leaving an outstanding of Rs. 2.17 lakhs. The total outstandings at the close of

Demand, Collection and Outstandings.

the year, thus, amounted to Rs. 43.23 lakhs against Rs. 61.17 lakhs in the preceding year. However, the actual outstandings stood reduced to Rs. 27.43 lakhs on 31st July 1939, on account of the collection of Rs. 15.39 lakhs and recall and cancellation of bills amounting to Rs. 0.41 lakh. Out of the total outstandings, Rs. 8.12 lakhs are due from Government, and Rs. 0.11 lakh due from B. M. C. (Improvements). A sum of Rs. 6.36 lakhs is due from the B. B. & C. I Railway pending settlement of the question of the amount of taxes payable by the Company. The outstandings from other rate-payers amount to Rs. 26.01 lakhs, out of which a sum of Rs. 3.18 lakhs is in respect of suits filed or being filed, Rs. 0.46 lakh is payable by the Court Receiver and the Official Assignee and a sum of Rs. 10.20 lakh is to be paid by those rate-payers who have been allowed the concession to pay by monthly instalments on account of their financial difficulties. Thus outstandings aggregating to Rs. 24.93 lakhs were beyond the control of the ward staff. The percentage of outstandings to the net demand during the year was 13.9 against 19.3 during the preceding year, and if the factors beyond the control of the ward staff are taken into account, it was about 6 per cent. against 6 per cent. in the preceding year. It would therefore appear that the collections on the whole were satisfactory.

52. The number of claims for 1/5th drawback received during the year was 10,304 against 10,729 in the preceding year and the rebate allowed in respect of claims admitted amounted to Rs. 3.14 lakhs against Rs. 3.25 lakhs in the preceding year. Refund of taxes was allowed in 2,307 cases involving an amount of Rs. 2.10 lakhs against 11.16 lakhs (including Rs. 7.10 lakhs refunded to Bombay Port Trust and Rs. 1.23 lakhs refunded to Mills on account of overcollection) in the previous year.

53. The net rateable value of properties in the City at the close of the year was Rs. 1,348.69 lakhs against Rs. 1,362.70 lakhs in the previous year. The decrease was mainly due to modification of valuations on account of complaints received due to reduced rents of big premises. There were 933 complaints against assessments amounting to Rs. 87.51 lakhs fixed during the currency of the year; on investigation these assessments were reduced to Rs. 82.78 lakhs. In the case of 3,596 complaints against original assessments amounting to Rs. 193.92 lakhs, after investigation, the assessments were reduced to Rs. 183.54 lakhs. The percentage of reduction in these cases was 5.40 and 5.35 against 7.42 and 4.47 respectively in the preceding year. The appeals against rateable values filed in the Small Causes Court numbered 68 out of which, 37 were settled out of Court, 3 dismissed, 12 decided by the Court and 16 are pending.

54. Out of the total amount of Rs. 34.1 lakhs to be collected in connection with riots that broke out between 1929 and 1936, a sum of Rs. 26.8 lakhs was collected upto the close of the year, leaving a balance of Rs. 7.3 lakhs.

55. The question of allowing exemption in respect of properties belonging to Government and occupied for Medical and Educational purposes is still pending. Before taking steps to file a suit a reference has been made to Government (*vide* S. C. R. No. 161 of 5-5-1939) requesting them to intimate whether they would be prepared to enter into an agreement with the Municipality to state the case to the High Court for their opinion.

As decided by the Government of India, the complaints against the revised values of the properties belonging to the G. I. P. Railway, for the period prior to the year 1937-38, were investigated in the usual way and

settled during the year. An Arbitrator has been appointed by the Government of India to determine the taxes payable by the G. I. P and B. B. & C. I. Railways from the year 1939-40 onwards and it is expected that he will give his award shortly. Negotiations with the B. B. & C. I. Railway will be re-opened in respect of the complaints against the revised values for the period prior to 1937-38 as soon as the present award is published.

The work of levying and collecting the Urban Immoveable Property Tax leviable under Section 22 of the Bombay Finance (Amended) Act, 1939, has been entrusted to this department. As fresh bills including the Urban Immoveable Property Tax had to be prepared in time, temporary additional staff was appointed at Government's expense. The collection of this tax has imposed considerable strain on the staff of this department and proposals for additional staff are being submitted with the sanction of Government pending the question as regards the rebate payable to this Municipality as cost of collection.

During the year, the department co-operated with the City Engineer's department in the preliminary work in connection with the work of affixing street number plates on properties in the City.

V.—Town Duties and Elections.

56. The rates on all articles liable to Town Duty continued to be the same as in the previous year, i.e., at the maximum rates mentioned in Schedule 'H'. The net receipts amounted to Rs. 15.74 lakhs against Rs. 14.12 lakhs in the preceding year. There was an increase of Rs. 1.14 lakh in the gross collections while there was a decrease of Rs. 0.48 lakh in the refunds allowed. The former was due to an increase in imports while the latter was due to the rigid check exercised on the exports and the strict scrutiny of the claims for refund.

57. The total number of claims for refund received during the year was 52,022 and the amount refunded was Rs. 10.12 lakhs against 50,602 claims and Rs. 10.60 lakhs respectively in the preceding year.

58. During the year, the Municipal Corporation, under their resolution No. 352 of 8th August 1938, approved of a proposal to levy Town Duty on 'tinned provisions' and Government have been requested to amend Schedule 'H' accordingly. This, together with the proposal for the levy of Town Duty on (1) Tea (2) Coal, (3) Dates, (4) Cement, (5) Iron and Steel and (6) Paper, is still under the consideration of Government. The draft Bill submitted to Government for amendment of Schedule 'H' by inclusion therein of "Ply-wood and other kind of wood prepared by artificial process" is also under consideration of Government. If these proposals are sanctioned by Government, the revenue from town duties would be increased by about Rs. 10 lakhs.

59. Up to 1938 the City of Bombay having been divided into 7 wards under Section 24 of the Municipal Act, the Election Roll was being issued in 7 parts. By Bombay Act XIII of 1938, however, the City has been divided into 19 wards and therefore in accordance with Section 19, an entirely new roll was prepared and published on 20th December 1938 as required by Section 20 of the Act. The total number of voters then was 2,64,646. The voting at Municipal Elections upto this time was by 'ballot cards.' As this system was open to abuse, it was replaced by one of issue of 'voting papers'. This change was sanctioned by Government under G. R. No. 8916 of 29th December 1938. The expenditure on the preparation of the roll was Rs. 55,526 and on the printing of the Voters' List and Election Roll, Rs. 21,950.

VI.—Public Works.

ARCHITECTURAL BRANCH.

60. The total number of Municipal and ex-Trust properties was 2,099, of these 734 originally belonged to the Municipality, 115 were acquired in connection with Municipal Development schemes and the rest belonged to the ex-Trust. 77 buildings out of the above were demolished during the year, being either in unsound condition or absorbed in development schemes. The rates of contractors for repairs and petty works, painting, colour and whitewashing and monsoon repairs were as follows:—

Repairs and petty works.

Division No. I (Except monsoon repairs)	14.6%	below	schedule rates.
" II	11.4%	"	"
" III	9.33%	"	"
Painting	7%	above	schedule rates.

Colour and Whitewashing.

Division No. I	3%	below	schedule rates.
" II	5%	"	"
" III	6½%	above	schedule rates.

Monsoon repairs.

A, B, C, D and E/west Wards	7½%	below	schedule rates.
E/East and F Wards	3%	above	schedule rates.
G Ward	2%	below	schedule rates.

The total cost of works entrusted to the contractors amounted to Rs. 5.30 lakhs and that of work executed departmentally to Rs. 2.13 lakhs. The most important works carried out during the year were (1) additions and alterations to the sick Bullock Hospital at Souter Street with a view to convert it for use as a school building and offices, (2) a new ward in the General Unit at the Arthur Road Hospital, (3) Nurses' quarters and Store-room at the A. R. Hospital, (4) Lady Students' Hostel for the G. S. M. College, (5) additional Storey over Ward Pavilion No. 3 at the K. E. M. Hospital, (6) Office building and stables for 80 bullocks and Water Tank at Kasarwadi, (7) New Fire Brigade Station at Gunbow Street, (8) Market at Gold Mohor Castle, Byculla, (9) 76 permanent rooms at Kasarwadi and 25 semi-permanent rooms in Sion-Matunga Scheme, 200 semi-permanent rooms in Scheme No. 52 Worli, and 124 semi-permanent rooms at Naigaum. The most important works in progress were (1) the School buildings at Mastan Tank and Dongri (2) additional Storey on Ward Pavilion No. 4 in place of Ward Pavilion No. 2 as originally proposed and the ministerial staff quarters at the K. E. M. Hospital. The lists of Municipal properties in A to G Wards have been completed and are being verified by the Assessment Department.

BUILDING BRANCH.

61. The total number of applications received for the erection or alteration of buildings was 4,306 against 4,807 in the previous year. The number of one-room tenements newly constructed during the year was 3,338, of two room tenements 2,308 and of blocks 1,958 against 4,458, 3,631 and 2,079 in the preceding year. Against this should be set off the number of tenements demolished, viz., one room 1,493, two room 166 and blocks 121. The number of prosecutions launched against houseowners for enforcement of building regulations was 1,819 of which 1,005 were withdrawn on compliance with requisitions, 392

resulted in conviction and 302 were either postponed or not taken up for hearing, against 1,610 prosecutions, 826 withdrawals 459 convictions and 248 postponed or unheard cases in the previous year.

62. Setbacks valued at Rs. 9.38 lakhs were acquired and paid for during the year against Rs. 5.74 lakhs in the preceding year. The liability outstanding in respect of setbacks sanctioned was Rs. 16.66 lakhs against Rs. 20.17 lakhs in the previous year. It will be necessary to allocate larger amounts from year to year for this purpose as acquisition of setbacks in congested localities is helpful in clearing slums. Costly setbacks are being paid for in two or three annual instalments as in the preceding year.

63. The total number of stall-boards and weather frame projections permitted during the year was 7,439 and the fees recovered amounted to Rs. 1.25 lakhs against 7,073 and Rs. 1.23 lakhs, respectively, in the preceding year. The problem of controlling stall-board projections on streets has become the subject of controversy in the Press. Pedestrians do not like them, but shop-keepers are keen on retaining them.

64. The draft amendments to the existing bye-laws are now ready and will be circulated amongst all licensed surveyors and public bodies in Bombay interested in this subject to elicit public opinion and to invite suggestions and criticism.

MECHANICAL BRANCH.

65. The turnover of the workshops was valued at Rs. 3.47 lakhs against Rs. 2.64 lakhs in the preceding year. The number of jobs carried out during the year was 5,319 against 5,408 in the preceding year. The cost of the upkeep of the shops during the year amounted to Rs. 0.22 lakh and the overhead charges amounted to Rs. 0.46 lakh against Rs. 0.23 lakh and Rs. 0.44 lakh, respectively, in the preceding year. The total expenditure on the upkeep of the shops and the overhead charges amounted to Rs. 0.69 lakh, which gives a proportion of 20 per cent. to the expenditure incurred on labour and stores used in the execution of works as against 25.6 per cent. in the preceding year.

66. The average quantity of sewage pumped at Love Grove during dry weather amounted to 60 million gallons per day. In the monsoon, it varied from 1.75 to 2 times the dry weather flow. The total working cost of this Station was Rs. 1.24 lakhs against Rs. 1.24 lakhs, Rs. 1.27 lakhs and Rs. 1.40 lakhs in the preceding three years. The cost in terms of sewage pumped was Rs. 5.25 per million gallons against Rs. 5.36, Rs. 5.4, Rs. 5.9 in the preceding three years. A thorough examination of the Love Grove outfall was carried out during the year. No further damage to the upper part of the outfall was recorded, but the undermined portion continued to cause considerable anxiety. Something will have to be done in the near future either by way of rebuilding the damaged portion of the outfall or by subjecting the sewage to some sort of treatment before discharge into the sea so as not to aggravate the nuisance even if the damaged portion gives way and the discharge takes place near the foreshore. Various alternative schemes in this connection have been worked out and in order to solve the problem economically and efficiently the City Engineer was deputed by the Corporation to study the methods of disposal in Great Britain, and other countries of Europe. The tour of inspection lasted for nearly six months and a good deal of useful information has been collected in the course of the tour and a detailed scheme in this connection will be submitted to the Corporation for consideration as soon as possible. The sewage, mainly from the area to the east of the G. I. P. Railway lines, continued to be treated in the Activated Sludge Plant at Dadar after being pumped at the Pumping

Station at Matunga. Two new pumping stations—one at the Dadar Purification works and the other at Mahim were brought into operation from December 1938 after connecting a few house drains with the branch and subsidiary sewers draining to these pumping stations for the area lying to the west of the G. I. P. Railway lines. The plant was worked day and night, the average quantity of sewage treated being 6.28 million gallons per day. The total capacity of the plant is only 4 million gallons per day but it has been treating an average flow of 6 million gallons in 24 hours satisfactorily. The flow at the time of peakloads, however, amounts to about 8 to 9 million gallons in dry weather and 10 to 12 million gallons in the monsoon and it has therefore been found necessary to duplicate the plant as originally intended to increase its capacity from 4 to 8 million gallons per day. A portion of the quantity of gas generated at the Sludge Digestion Tank at the plant is supplying the entire needs of the K. E. M. Hospital so far as cooking and heating are concerned from 17th May 1938 and the K. E. M. Hospital has been saving a sum of about Rs. 1,300 per month on this account. The amount of sewage to be dealt with at the Matunga Pumping Station has far exceeded expectations owing to the rapid development of the surrounding areas. During the monsoon the sewage pumped amounted to 12 million gallons per day while the dry weather flow averaged $3\frac{1}{2}$ million gallons per day. The pumping stations at Poibavdi, Parbhadevi, Arthur Road, Tank Bunder and Sewri also worked satisfactorily. They pumped 585 million gallons and their working cost amounted to Rs. 20,687, i.e., about Rs. 35 per million gallons.

67. There were 24 ejector stations in different parts of the City, which were operated by 4 compressor stations at (1) Fergusson Road, (2) Victoria Gardens, (3) Warden Road, and (4) Colaba. The static condensers installed at the first two compressor stations continued to work satisfactorily. The total quantity of sewage lifted at the various ejector stations amounted to 5,399 million gallons during the year. The decentralization of the compressor stations has resulted not only in increasing the efficiency of the system but also in effecting considerable savings, as can be seen from the fact that the total working expenditure on compressors and ejectors during the year was 1.56 lakhs against Rs. 1.84 lakhs in the previous year and 2.0 lakhs in the year 1934-35.

68. The motor fleet maintained during the year for various services consisted of 95 vehicles exclusive of those under the Chief Motor Transport and Fire Officer, Fire Brigade (which includes 6 ambulances and one car for himself) and 3 cars (for Municipal Commissioner, Health Officer, and Committees) and 2 buses maintained by the Schools Committee. The total mileage covered by the 95 vehicles was 10,78,234 and the cost of their maintenance was Rs. 4.08 lakhs. The number of steam rollers was 31 and the total expenditure on them was Rs. 0.64 lakh.

WORKS BRANCH.

I—Construction.

69. The cost of works carried out departmentally and by contract amounted to Rs. 4.54 lakhs and Rs. 8.07 lakhs against Rs. 3.05 lakhs and Rs. 3.03 lakhs, respectively in the preceding year.

70. Out of a total length of 256.54 miles of public roads in the City, 38,279 miles have been asphalted by the Municipality and 11,484 miles by the late C. I. Trust. The length of roadway asphalted by the Municipality during the year was 0.967 miles. An area of 4,993 square yards was concreted during the year at a cost of

Rs. 25,539 bringing the total area of concrete roads in the City to 93,662 square yards. As already pointed out in the last report a new policy has been laid down by the Corporation for paving footpaths. Inadequacy of funds is, however, a serious handicap in the progress of this work. During the year the Corporation have approved of a new scheme of providing footpaths on roads where no footpaths exist and which are wide enough to receive them. The total cost of the scheme is approximately Rs. 3.73 lakhs and a start has been made with a provision of Rs. 30,000 in the budget for 1939-40. As regards Ex-Trust roads it has been decided to adopt blue stone slabs for footpath pavement. Due to considerable development of Ex-Trust lands during the past few years a heavy programme of footpath pavement costing Rs. 3 lakhs was sanctioned by the Corporation and executed during the year.

71. Action for the improvement of 2 private streets was taken during the year. In addition to this, 3 more streets, which were considered hitherto as private, were declared public without resort to statutory action in accordance with the Court decision to declare public those Streets in which Sewers and Drains, were laid prior to 1888. The total expenditure on the improvement of private streets during year was Rs. 80,709 and the total recoveries made from the house owners for improvements, was Rs. 25,730 against Rs. 19,148 and Rs. 16,515 respectively in the preceding year.

II—Maintenance.

72. Of the 147.65 miles of pipe sewers, 119.37 miles were cleansed; of the 17.18 miles of ovoid sewers, 12.48 miles were scrapped; of the 199.20 miles of storm water drains, 28.05 miles were cleared of silt. The total cost of repairing and maintaining water-bound roads, and roads treated with the permanent mode of construction amounted to Rs. 1.86 lakhs including the expenditure incurred on watering the road side trees. The total expenditure on bituminous operations came to Rs. 3.63 lakhs against Rs. 3.80 lakhs in the preceding year.

73. The ground rent recovered in respect of temporary lettings of roadside lands, footpaths, etc. amounted to Rs. 0.21 lakh. The amount of rent for tramway tracks and way-leave in respect of telephone wires came to Rs. 1.34 lakhs. Receipts on account of fees for the use of roads for stacking building materials and putting up scaffolding amounted to Rs. 0.81 lakh.

74. The stone crushers at Sewri and Love Grove were working economically throughout the year. During the year, two more crushers were purchased.

75. The construction of traffic islands at (1) Esplanade Road, opposite to Army and Navy Stores, (2) Esplanade Road, opposite to Queen's Statue, (3) Gowalia Tank Road near Nana's Chowk, (4) Byculla, and (5) Junction of 40-ft. and 60-ft. roads off Gokhale Road north Dadar and of refuge islands at (1) Flora Fountain, (2) Junction of Lady Jamshedji Road and Wanzawady, (3) Junction of Gokhale Road and Ranade Road Extension and (4) Gokhale Road was completed. 33 junctions in the City have been selected for the construction of traffic islands and the Traffic Advisory Committee have classified them as A, B and C class islands and have listed them in serial order according to their urgency and importance.

76. The following statement shows the number of lamps under each class and the expenditure incurred thereon during the year as compared with the preceding year:

Lamps.	1937-38.		1938-39.	
	No.	Cost.	No.	Cost.
		Rs.		Rs.
Gas	7,610	6,61,311	7,948	6,84,074
Electric	1,627	2,72,936	1,727	2,86,275
Bannister (1.0 lamps)	211	32,593	219	40,617
Kerosene Oil	20	214		
Total	9,468	9,67,054	9,894	10,10,966

Besides, Rs. 0.82 lakh were spent on erecting new lamps and improving old ones. The total cost on lighting was thus Rs. 10.93 lakhs against Rs. 10.59 lakhs in the preceding year. Hornby Vellard, which has been widened, was lighted with Mercury vapour lamps during the year.

77. Works which were completed or being carried out during the year in connection with the Drainage Scheme for the North of the Island consisted of (1) Main Gravitation Sewers, (2) Rising mains, (3) Pumping Stations, (4) Purification Works, and (5) Subsidiary Sewers. The surplus activated and raw sludge continued to be digested in the Digestion Tank. The work of laying a 6" sludge gas main to the K. E. M. Hospital was completed and the supply of sludge gas to the Hospital was commenced from May 1938. The gas has been found suitable for heating, lighting and power. Its supply to other hospitals is under consideration. A scheme for utilizing the sludge gas by compressing it to 5,000 lbs. per square inch after getting rid of CO₂ contained therein by washing was sanctioned by the Corporation and funds allotted. An order has been placed for the machinery and it is hoped that a municipal lorry running on sludge gas will be plying on the streets of Bombay early in 1940.

78. Among the Works in progress in pursuance of the slum service scheme mention may be made of the construction of drains to carry storm water and sullage in Worli, Koliwada. Improvement Schemes for the clearance of slum areas of (1) Kamatipura bounded by Bapty Road, Shankarao Pupala Road, Kamatipura 8th Street and Manaji Rajuji Road, (2) Marine Street, Dhobi Talao, and (3) Tadvadi and Sonapur Streets, were submitted to the Corporation for sanction. During the year 25 semi-permanent rooms at Sion, 124 at Naigaum, 200 at Worli and 250 at Sewri were constructed.

VII.—Estate and Land Management.

79. There were four outstanding cases at the end of the year and the compensation that is estimated in respect of the area which still remains to be acquired in these cases amounts to Rs. 0.6 lakh. The following improvement schemes were awaiting Government sanction:

- (1) Scheme No. 72 Tripartite Road Improvement scheme.
- (2) Scheme No. 73 Palton Road Improvement scheme for accommodating poor and Working classes, and
- (3) Scheme No. 74 Sion overbridge improvement scheme.

9 References were pending in the High Court in respect of damages claimed for denotification of properties at Dharavi and Worli. Of these, 5 Dharavi and the Worli reference for which a total claim of Rs. 4.87 lakhs was made on behalf of the claimants were amicably settled during the year for a sum of Rs. 99,834.

80. The area of permanently leased land increased during the year from 33.90 lakhs square yards to 35.91 lakhs square yards and the rent in respect thereof from 30.3 lakhs to 30.5 lakhs. The area of developed land remaining to be leased was 8.23 lakhs square yards against 7.99 lakhs square yards in the preceding year. The area of undeveloped land was reduced from 70.10 lakhs square yards to 67.67 lakhs square yards. The net result was that out of a total of 2,879 acres vested in or acquired by the late City Improvement Trust about half remained to be developed; of the developed area about 1/5th remained to be leased.

81. The new residential accommodation made available on ex-Improvement Trust Estates during the year, excluding shops and other non-residential quarters, amounted to 3,095 tenements, of which 2,793 were provided by lessees. The total number of tenements provided hitherto in all the Trust Estates including those erected by the Development Department and Mills was 64,963, while the number demolished was 36,617 leaving an excess of 28,346 against 25,551 in the preceding year. Vacancies in the pre-war and post-war chawls were few. The number of members of the Municipal staff who were provided with rent free quarters in the ex-Trust chawls in lieu of house rent allowance increased from 417 to 497.

82. The number of plots let was 94 comprising an area of 45 acres and valued at Rs. 19.98 lakhs. The corresponding figures for the preceding year were 144 plots, 39 acres and the value Rs. 33.05 lakhs. Six plots having an area of 3 acres were sold outright for Rs. 44,741 and five plots were resumed. The net number of plots thus disposed of upto the end of the year was 2,783 comprising an area of 784 acres valued at Rs. 802.68 lakhs and yielding an annual rental of Rs. 30.54 lakhs against 2,696 plots (and not 2,796 as inadvertently shown in the last year's summary) comprising an area of 740 acres valued at Rs. 790.12 lakhs and yielding an annual rental of Rs. 30.29 lakhs. Compared with the preceding year there was a decrease in the number, capital value and annual rent of the plots disposed of during the year though the area disposed of was more than in the previous year. This was due to the fact that several large plots were leased for industrial purposes in the north of the Island at cheap rates.

83. The total number of acquired buildings at the end of the year was 812 containing 6,512 tenements against 836 containing 6,297 tenements at the end of the preceding year. The rent realised from these buildings was Rs. 6.12 lakhs against Rs. 5.86 lakhs in the preceding year. Rents from temporary structures amounted to Rs. 2.57 lakhs against Rs. 2.68 lakhs in the previous year. Rent from lands let out for storing materials, including sundry revenue amounted to Rs. 0.09 lakh, i.e., the same as in the previous year and from lands let for cultivation amounted to Rs. 0.39 lakh against Rs. 0.45 lakh in the preceding year. The increase of Rs. 0.09 lakh in the temporary revenue in spite of the reduction in the number of buildings compared with the previous year was mainly due to the fact that there is a larger number of tenements in the surrendered buildings and their rents are also higher.

The total number of rooms (including shops, godowns, etc.) in the ex-Trust Chawls was 10,074 and their full letting value Rs. 9.35 lakhs. As against this, the net demand after making allowance for vacancies and concessionary rents was Rs. 8.51 lakhs against which the actual collection was Rs. 8.49 lakhs which is equivalent to 99.70 per cent. of the net demand against 97.63 per cent. in the previous year. The number of rooms in the semi-permanent sheds was 2,805 and the net demand after excluding vacancies in respect of them was Rs. 1.31 lakhs against which the actual collection amounted to Rs. 1.29 lakhs, which is equivalent to 97.88 per cent. of the demand against 97.12 per cent. in the preceding year. The percentage of outgoings to the full letting value of chawls (permanent) was 63.68 against 51.33 in the preceding year, of which 5.10 per cent. was due to vacancies. The net outgoings thus amounted to about 59 per cent. only, which includes rates, repairs and cost of management and lighting charges. In the case of semi-permanent sheds, including labour camps, the outgoings were 59.97 per cent. against 96.14 per cent. in the previous year. The net annual income from the permanent chawls was Rs. 3.39 lakhs (or 2.28 per cent. of the capital cost), while the interest and sinking fund charges amounted to Rs. 8.67 lakhs, showing a loss of Rs. 5.28 lakhs or Rs. 52.42 per room per annum. The rents charged per room in these chawls ranged from Rs. 4-15-0 to Rs. 35.

84. The total revenue demand including arrears was Rs. 66.63 lakhs and collections amounted to Rs. 51.59 lakhs, Rs. 1.23 lakhs being written off. The corresponding figures for the previous year were Rs. 67.00 lakhs, Rs. 49.52 lakhs and Rs. 3.90 lakhs, respectively. The arrears that remained to be collected at the close of the year thus amounted to Rs. 13.81 lakhs, which works out to 20 per cent. of the total demand against 13.58 lakhs and 20 per cent. respectively, in the preceding year.

85. During the year, 1,212 ejection suits were filed against tenants who had run into arrears of rent, against 1,395 in the preceding year. Of the total cost of Rs. 0.13 lakh incurred on these suits, a sum of Rs. 0.8 lakh was recovered. Most of these tenants absconded after the suits were filed.

86. The total number of plots disposed of during the year was 90 comprising an area of 68,456 square yards and having a capital value of Rs. 21.22 lakhs against 150 plots, 99,340 square yards and Rs. 21.38 lakhs respectively in the previous year. Out of the 90 plots disposed of, 35 of the capital value of Rs. 3.73 lakhs were sold outright, and the rest represent the number of plots leased, their capital value being Rs. 17.48 lakhs.

87. The aggregate demand in respect of rents from Municipal and Ex-Trust properties acquired in connection with the development and housing schemes and ground rent in respect of plots leased was Rs. 57.29 lakhs, which together with previous arrears amounted to Rs. 73.33 lakhs as against Rs. 55.37 lakhs and Rs. 73.87 lakhs respectively in the preceding year. The collections amounted to Rs. 55.94 lakhs (76.3 per cent.) and writes off 1.62 lakhs (2.2 per cent.), leaving arrears to the extent of Rs. 15.78 lakhs (21.5 per cent.) against Rs. 54.03 lakhs (73.1 per cent.) Rs. 3.9 lakhs (5.3 per cent.) and Rs. 15.94 lakhs (21.6 per cent.) in the preceding year.

88. Government have been requested to take the necessary steps for the acquisition of Kharchi village gaathan (Thana District) for prevention of contamination of the Tansa Catchment area and of a plot of land at Chandanwadi for a cremation ground for the scheduled classes.

VIII.—Water Works.

89. The total quantity of water supplied to the City and the Suburbs during the year from the various sources amounted to 36,474 million gallons. Of these, 35,437 million gallons (32,375 m.g. from Tansa, i.e., 88.76 per cent. and 3,720 m.g. from Vehar, i.e., 10.19 per cent.) were supplied to the City, while 379 m.g. from Tulsi were exclusively supplied to the Suburbs. All the lakes supplied water throughout the year except Powai, which remained unused as before. The average supply per day was 97.09 m.g. which amounted to 83.60 gallons per head per day for all purposes, i.e., 2.75 gallons per head per day more than in the preceding year. When the lakes were overflowing, unrestricted supply of an average of 104.60 m.g. per day was given for more than two months and as a result complaints of short supply were reduced. The approximate quantity of water used for various purposes was: 4.09 per cent. for Mills, 3.04 per cent. for Railways and Port Trust, 2.86 per cent. for Suburbs, 63.00 per cent. for domestic supply and 12.51 per cent. for other purposes such as drainage and sewerage works, public conveniences, Hospitals, Charitable Institutions, Milch Cattle and other Stables, Gymkhanas and Playgrounds, Race Course, Laundries, Hotels, Fire Purposes, Road Waterings, Gully Flushing, etc. 14.50 per cent. represents leaks and other unaccountable losses.

90. The rainfall at all the Lakes, viz., Tansa, Vehar, Tulsi and Powai, was above the average of the preceding quinquennium. The Lakes overflowed for 75, 47, 96 and 114 days respectively.

91. 197 miles of Trunk Mains of various sizes consisting of Steel and Cast Iron Mains and masonry Duct including nine Venturi Meters, 157 hand-operated sluice valves, 9 hydraulically operated sluice valves, 50 pressure recorders, 26 burst alarms and 121 air valves were maintained during the year. 351 miles of distributary water mains of various sizes were also maintained within the City. There was one burst during the year on the 24" Tulsi Main outside Bombay and 26 bursts on various water mains in the City, one being on the 48" Tansa Main at Parel.

92. 118 miles of Embankment including cuttings carrying the pipe lines and Trolley Track (53½ miles) were maintained. Out of 80 miles of Trolley Track, 26½ miles are in a state of disrepair for want of funds.

93. The entire supply from the Tansa Lake was chlorinated at Bhandup, while the Vehar supply was chlorinated at the source at a total cost of Rs. 1,08,894, i.e., about Rs. 3.1 per million gallons. A higher dose than the last year was used on account of the policy of maintaining a certain amount of residual chlorine at Powai. The Tulsi supply was treated with Alum and then chlorinated at the source, the cost of which was borne by Government as the supply is used entirely for the Suburbs. Towards the middle of the year Candy Filters Ammoniator and Chlorinator Plant was installed at Tulsi and Chloramine treatment was started.

94. Fortnightly Bacteriological and analytical tests of all the lake waters before and after chlorination were carried out throughout the year and found to be satisfactory. In addition to these, 171 samples were taken at about every 3 weeks' interval from 63 more points within and outside the City, and were found to be up to the required standard. Altogether the standard of purity maintained during the year conformed with the standard laid down by the Ministry of Health.

95. For distribution purposes the City was divided into three Main Divisions, (1) South and West, (2) East, and (3) North, which were supplied from the Malabar Hill Reservoir, Bhandarwada Hill Reservoir and directly from the Trunk Mains, respectively. In the first two cases the supply was restricted at certain hours; whereas in the last case a constant supply was given. The high level area of Ridge Road, Gibbs Road and Altamount Road were supplied from the high level Tank.

96. The gardens along the slopes of Gibbs and Ridge Roads, Sir Pheroze-shah Mehta Gardens and Joseph Baptista Gardens at Bhandarwada and four gardens at the lakes were maintained during the year. Sir Pheroze-shah Mehta Gardens were closed to the public on account of repairs to the Malabar Hill Reservoir by gunite surfacing.

97. The total number of water connections to different premises in the City was 44,126, the new connections numbering 1,887. 91 prosecutions were launched for infringement of the provisions of the Municipal Act and for violating Bye-laws relating to Water Works. 1,982 items of work such as giving connections, etc., to private parties were carried out at their cost amounting to Rs. 26,884.

98. 110 Drinking Fountains, 54 Cattle troughs and 55 stand pipes were open to the general public and were maintained during the year.

99. The revenue from the extra charge for water used for building purposes was Rs. 2,07,210 against Rs. 1,71,477 in the preceding year.

100. 13,958 defects, 9,119 underground and 4,839 aboveground were detected and repaired during the year. The total length of Water Mains tested for leakage by Deacon meters, and by sounding was 479 miles and 161 miles, respectively. The number of notices issued to the owners of private premises for defects in Water fittings was 3,559.

101. To prevent wastage of water 96,707 leaky taps were rewashered in private premises at Municipal cost.

102. The Maintenance Branch Workshop carried out, throughout the year, repair and testing works pertaining to the Water Works Department. 1,38,189 Water Works Fittings were tested and the revenue derived therefrom amounted to Rs. 6,835. 2,437 Meters of different sizes were in use and were maintained. The number of meters replaced was 604 and of those repaired was 843. The revenue from hire of meters was Rs. 66,682.

103. About 12 miles of Distributary Mains of different sizes were laid out of the Loan Funds at a cost of Rs. 5,30,481. Other works provided under the Loan Funds such as, re-conditioning Service Reservoirs, Pitometer Survey, etc. were carried out at a cost of Rs. 3,35,416.

104. Works provided under "New Works" (Revenue) were carried out to the extent of Rs. 3,797.

105. Works to the extent of Rs. 24,305 were carried out of "the Worn-Out Water Mains Renewal Funds."

106. A detailed report on the results of the Exploratory Borings in the Tansa Lake Dam carried out in the previous year has been submitted to the Corporation and is at present under consideration of the Works Committee.

It is recommended in the report that the top 25 to 30 ft. of the upstream face of the Dam should be treated with reinforced gunite and the weak spots at the base of the Dam with cement injection under pressure. A trolley track at the toe of the Dam for inspection purposes and for carrying materials for repairs, etc., is also proposed. The cost of the repair works amounts to Rs. 3,61,000 and that of the trolley track to Rs. 56,000.

107. A survey of Trunk and Distributary Mains was completed during the year. A report on the results of the Survey will be submitted to the Corporation shortly.

Pitometer Survey.

108. Water-proofing work to the extent of Rs. 2,90,000 was carried out at the Malabar Hill Reservoir during the year. The whole of the roof from outside and part of the interior including floor, was treated with gunite. The garden on the top of the Reservoir has been re-designed and is expected to be fully open to the public by September 1939.

Water-proofing the M.H.R. and B.H.R. by gunite lining.

Acquisition of Khardi Village.

109. As Khardi village is situated within the catchment area of the Tansa Lake, it has been decided to acquire the same under the Land Acquisition Act.

110. In order to lay the portion of the 30" main under Gibbs Road, tunnelling to a depth of 24 ft. had to be carried out. The existing Control Room being too small to accommodate the additional sluice valves and other apparatus, extension had to be carried out on the south-east side, requiring excavation in rock to a depth of 24 ft.

30" Back Bay Outlet main under Gibbs Road and extension of Control Room.

111. Rainfall records of the higher regions of the Vaitarna Catchment were maintained during the year in order to compare the behaviour of rainfall in the Tansa Catchment area. The maximum rainfall recorded was 124.54 inches at Vehigaon.

Rainfall gaugings in the Vaitarna Catchment.

Vehigaon.

112. The total expenditure of the Water Works amounted to Rs. 65,00,828 while the Revenue derived was Rs. 78,11,195 leaving a net profit of Rs. 13,10,367.

Cost.

IX.—Fire Brigade.

113. The number of Fire Brigade Stations in the City was 10 including the new station at Gunbow Street which was opened during the year.

Fire Stations and Appliances.

One new station is proposed to be started at Memonwada to replace the existing stations at Bhuleshwar and Babula Tank. Another proposal for starting a station between Worli and Mahira is under consideration. Two motor fire pumps and a 50 feet fire escape were added to the Fire Brigade equipment and placed in commission during the year.

114. The Brigade answered 557 calls against 537 in the previous year. Of these, 373 were in respect of actual fires, 66 were false alarms, 12 in respect of special services and 106 additional calls received for the same fires. The estimated loss of property on account of fires in the City amounted to Rs. 8.36 lakhs showing a decrease of Rs. 1.63 lakhs over that of the previous year and Rs. 5.45 lakhs between the average of the last three years. Of the total loss, Rs. 8.23 lakhs represented insured property. The total distance covered by the fire appliances while attending fires was 4,066 miles against 3,668 miles in the previous year.

Number of Fires and Estimated Loss.

115. The number of fire alarms in the City was 188 including 25 private alarms, 51 per cent. of the calls were given through this system against 56 per cent. in the previous year.

Number of Fire Alarms.

116. The number of ambulances in charge of the Brigade continued to be six. The ambulances answered 524 calls in respect of accidents, 640 in respect of maternity cases and 1,883 hire calls as against 517, 735 and 1,902, respectively, during the previous year. They conveyed 3,017 persons and covered a distance of 21,668 miles against 3,222 persons and 22,780 miles in the preceding year. The hire receipts amounted to Rs. 10,495 as against Rs. 10,466 last year.

X.—Public Gardens.

117. 14 gardens, 36 recreation grounds and open spaces, 2 fountains, 2 bandstands and the Queen's Statue opposite the Old Improvement Trust were maintained during the year. The directed games at Mastanshah Tank, Gilder Tank and Willingdon Memorial Playgrounds under the supervision of the Y.M.C.A., continued to be as popular as before. The cricket practice pitches at the Gowalia Tank Maidan were in so much demand that many applications for them had to be refused for want of space. The playground at 2nd Peerkhan Street at Nagpada is being well patronized since it was handed over to Dr. Manshardt, the Director of Nagpada Neighbourhood House. Mention may be made of three notable successes in the Presidency Olympic Games by members of the playgrounds who won 3 events in the Presidency Olympic Games and obtained the first places. The aggregate attendance at the playgrounds during the year under report was over 7,00,000.

118. The total number of Band Performances and Indian Musical Concerts given during the year were 31 and 5 against 30 and 4, respectively, during the preceding year. Radiogram music performances were introduced as an experimental measure for the first time during the year. As a means of popular recreation they have become a success as is evident from the popularity of the programmes. 112 performances of this variety were given during the year at different places which drew large audiences.

119. The number of visitors to the Victoria Gardens and the Zoo during the year was 24,94,680 and daily average of visitors was 6,835 per day against 21,30,142 and 6,179 respectively for the previous year. A number of additions were made to the Zoo during the year, chief among them being an elephant presented by H. H. The Maharaja of Mysore and a pair of Giraffes exhibited for the first time in this Zoo.

XI.—Victoria and Albert Museum.

120. The Museum was kept open for 311 days, as in the previous year. The total number of visitors during the year was 14,79,690 giving a daily average of 4,758 against 13,46,113 and 4,328 in the preceding year. The increase of 1,33,577 visitors during the year indicates the growing popularity of the Museum.

121. Several additions were made to the collections during the year, amongst which the following may be mentioned. Two enlargements of photographs of mezzotint pictures of the Durbar scenes of the Emperor Shahjehan. One enlargement of a photograph of a mezzotint picture of a domestic scene of Aurangzeb's Court. 8 specimens of leather work artistically embossed by students of the Theosophical School for boys at Benares. Besides these, specimens of copperware, Kashmere work consisting of boxes and vases, an old image of Goddess Annapurna, pictorial views of Himalayan scenery, one handloom carpet, etc., were purchased during the year.

122. With a view to find out the extent to which the Museum is taken advantage of by students attending the Primary and Secondary Schools in the City, a register of the number of school-going population visiting the Museum has been opened from October, last, and it is observed that the number of boys and girls coming from such schools located in the different parts of the City and the Suburban areas was 3,466, representing 70 different institutions.

General.

XII.—General Stores.

123. The value of the stores on hand at the beginning of the year was Rs. 5.63 lakhs against Rs. 4.29 lakhs in the preceding year. Stores purchased during the year, including the articles received on transfer, amounted to Rs. 15.14 lakhs against Rs. 15.40 lakhs for the previous year. The balance of stock in hand stood at Rs. 6.57 lakhs at the close of the year against Rs. 5.60 lakhs in the preceding year. The value of surplus and obsolete stores (General) which was Rs. 0.4 lakh at the commencement of the year declined to Rs. 0.356 lakh at the close of the year due to the utilization of articles on this account wherever possible. There was no draw-off from the Line Suspense Account during this year also and the stock-in-hand against this head stood at the same figure of Rs. 0.3 lakh. As usual, articles of foreign manufacture were purchased only when Indian articles were not available. The cost of Indian made articles purchased during the year amounted to Rs. 11.93 lakhs and that of non-Indian to Rs. 3.2 lakhs against Rs. 12.56 lakhs and Rs. 2.8 lakhs, respectively, in the preceding year.

Stores Purchases and Issue.

124. The number of annual contracts entered into during the year was 149 exclusive of special contracts for the supply of articles like C. I. Pipes, S. W. Pipes, Hume Pipes, etc., and the number of orders placed with the contractors and other dealers was 8,378 against 9,086 in the preceding year. The number of indents (inclusive of sales memo), complied with, was 29,015 against 29,727 in the preceding year. Stock verification did not show any material discrepancies. The establishment charges remained the same as in the preceding year, viz., 2 per cent. of the total turn-over of the department.

Contracts, Indents and Stock verification.

XIII.—Licences.

125. The total number of permits and licences issued under Sections 390, 393, 394 and 412A (viz., for factories, workshops, steam whistles, for storing inflammable materials or carrying on dangerous trades and keeping milk products) was 22,632 and the fees realised therefrom amounted to Rs. 2.07 lakhs against 21,794 and Rs. 1.88 lakhs, respectively, in the preceding year. There was a considerable increase in the number of licences issued for all the items in the Schedule especially charcoal, matches (retail) and oils (keeping) except firewood (wholesale), oil kerosene (retail) and timber. The number of licences issued for the trade of farriers was 72 against 70 in the previous year.

Licences and Permits.

126. Licence fees outstanding at the close of the year amounted to Rs. 1,000 against Rs. 600 in the previous year.

Outstanding fees.

127. The total number of permits issued for exhibiting sky signs and advertisements was 3,034 and the fees realised therefrom amounted to Rs. 0.97 lakh, the corresponding figures for the previous year being 2,790 and Rs. 0.75 lakh, respectively. It will be seen that the revenue from this source is on the increase.

Sky signs and Advertisements.

128. The total number of Hawker and squatter licences issued during the year was 32,109 and the fees realised therefrom amounted to Rs. 1.56 lakhs (including removal charges under Section 490) against 30,688 and Rs. 1.42 lakh, respectively, in the previous year. The revenue from this source also is on the increase.

129. The number of prosecutions for infringement of municipal law or license conditions was 3,619 against 3,592 in the preceding year. There were in addition 627 outstanding cases from the previous year. Out of the total number of cases withdrawn, viz., 3,069, 2,730 were for non-payment of licence fees, on payment of which the cases were withdrawn; 436 resulted in conviction, 3 in acquittal and the remaining 738 remained undisposed of at the end of the year. Only five criminal prosecutions were launched during the year against seven members of the public for assault, out of whom 3 were convicted, 2 acquitted, and 2 were warned and discharged.

XIV.—Markets:

130. The revenue from Markets and Slaughter-houses was Rs. 13.06 lakhs against Rs. 12.48 lakhs for the previous year, showing an increase of Rs. 0.58 lakh. This rise in receipts is due to the increase in the squatters' fees, licence fees, scale fees and fees from stamping weights and measures.

131. The number of Municipal Markets in the beginning of the year was 15, to which one more, viz., the Gold Mohur Castle Market was added during the year. This new market was declared open to the public for business on the 8th January 1939, by Sir Sultan Chinoy, the then Mayor of Bombay. It is still in its infancy and it is too early to make any correct estimate of revenue from that market. The method of collecting squatters' fees from the Municipal Markets by farming out the right of collection to the contractors was discontinued during this year and the fees were collected departmentally, as sanctioned by the Corporation under their Resolution No. 497 of 4th October 1937. The net receipts from these markets amounted to Rs. 4.10 lakhs against Rs. 3.78 lakhs for the preceding year, showing an increase of Rs. 0.32 lakh. The average percentage of stalls vacant per quarter was 24.4 against 24.6, 24.77 and 26.76 for the preceding three years. Receipts from markets, rights, scale fees and encroachment fees amounted to Rs. 2.32 lakhs as against Rs. 2.15 lakhs in the preceding year. The receipts rose in the case of some markets like Arthur Crawford, Bhuleshwar, Dadar, and fell in the case of others. Receipts exceeded expenditure in the case of all markets but one, and the percentage of expenditure to receipts in respect of markets was the same as in the preceding year, viz., 33. A few of the several improvements effected in the Municipal Markets during the year were: the abolition of 20 vegetable stalls in the Parbhadevi Market and the conversion of the resultant open space into squatters' area, opening of six new egg stalls in the Arthur Crawford Market, separation of the Fish and Mutton Section in the Dadar Municipal Market so as to widen the Fish Section and afford more space to fish squatters and the shifting of the existing Head and Livers Section to Fish Section and *vice versa* in the Arthur Crawford Market in order to afford better facilities and accommodation to the fish brokers and squatters of the market.

132. The number of private markets during the year rose to 24 owing to the opening of an open-air private market at Dwarkadas Mansions at the junction of Behnam Hall Lane and Sandhurst Road. The number of private slaughter-houses was two, one at Colaba and the other at Arthur Road, of which the latter is meant for the use of the Sikhs. The licence fee in respect of the Byculla Private Vegetable Market amounted to Rs. 19,089, and that in

respect of Parel Village Private Market to Rs. 471-8-0. This fee is however kept in deposit pending the question of transfer of the licence. The licence fee for the open-air private market at Thakurdwar Road, was received after the completion of the year under report, while in the case of the open-air market at Dwarkadas Mansions the licensee has paid only a part of the licence fee and withheld the balance protesting against the licence fee fixed for the market. The amount of licence fee in respect of the remaining 20 private markets, including slaughter-houses at Colaba and Arthur Road, amounted to Rs. 0.31 lakh against Rs. 0.26 lakh in the preceding year. Licence fee amounting to Rs. 2,060 was recovered from butchers having stalls in private markets and a sum of Rs. 800 was recovered as licence fees from firms dealing in imported meat and foreign fish. The number of outside meat shops was 165 against 163 of the previous year and the fees realised in respect of them were Rs. 8,098-11-0 against Rs. 7,983-14-0 in the previous year. It will be recalled that during the year 1937-38, the butchers at Bandra Slaughter-houses had gone on strike as the licence fee for carrying on the butchers' trade in private markets was proposed to be increased from Rs. 10 to Rs. 25. The Corporation however decided to retain the original fee of Rs. 10 and as a result the butchers were satisfied and carried on their trade smoothly during the year.

133. Unwholesome articles including contraband meat destroyed during the year weighed 4,81,562 lbs. against 4,09,764 lbs. in the previous year. Of this, contraband meat destroyed in the markets alone was 8,549 lbs. against 7,937 lbs. in the preceding year. In all 181 seizures were effected and prosecutions were instituted resulting in 169 persons being convicted and fined.

134. The number of animals slaughtered at the Municipal Slaughter-houses at Bandra was 9,25,041 against 9,05,838 in the previous year. Of these, 50,890 were cows and bullocks, 11,237 buffaloes and 8,62,914 sheep and goats.

The number of pigs and piglings slaughtered at the Arthur Road Pig Slaughter-house was 3,543 against 3,716 in the preceding year. The amount of fair fees received at the Bandra Slaughter-houses was Rs. 1.41 lakhs against Rs. 1.4 lakhs in the preceding year. The fees recovered from the Kurla Municipality under the agreement to import buffalo meat into Bombay was Rs. 0.68 lakh against 0.65 lakh in the preceding year. The slaughter and removal fees realised at the Bandra Slaughter-house, together with the slaughter fees at DeLisle Road Sheep Market, amounted to Rs. 4.02 lakhs against Rs. 3.84 lakhs in the previous year. Other miscellaneous receipts amounted to Rs. 1.47 lakhs against Rs. 1.29 lakhs in the preceding year.

135. The Weights and Measures Branch continued the verification and stamping of weights and measures in the City.

The number of weights and measures, weighing and measuring instruments verified and stamped during the year, and the total receipts therefrom were 63,733 and Rs. 34,378 against 63,417 and Rs. 20,543, respectively, in the preceding year. The surplus from this source that remains after meeting the cost of the establishment is contributed to the Government, as required by the Bombay Weights and Measures Act amended by the Bombay Act V of 1937.

XV.—The King Edward VII Memorial Hospital and the Seth Gordhandas Sunderdas Medical College.

136. The Hospital had to work during the year very much in excess of its full complement of 370 beds in spite of constant check exercised on the admission of patients. The growing popularity of the Hospital is partly responsible for the ever increasing number of patients seeking treatment at its doors. The total

number of in-patients admitted and new out-patients treated during the year was 13,320 and 1,14,813 against 12,425 and 1,01,389, respectively, in the preceding year. The daily average number of in-patients rose from 410.49 to 411.7; while that of out-patients amounted to 1,173.5 from 1,062.15. The highest number of in-patients reached on a single day was 460 and the highest number of out-patients was 1,608. But the true turnover of the Hospital can be gauged from the total number of in-patients treated (including those continued from the previous year) which was 13,750 and the total number of out-patients which was 366,132 against 12,775 and 33,133, respectively, in the preceding year. Out of the total number of 13,750 in-patients treated, 3,723 were cured, 6,094 were discharged as relieved, 2,051 either left the Hospital against medical advice or were otherwise discharged and 1,450 died, leaving a balance of 432 patients at the end of the year. Out of 1,450 deaths, 712 were within the first three days of admission. Leaving these out of account the percentage of deaths to the total number of in-patients was 5.33, i.e., the same as in the preceding year.

137. The total expenditure on the maintenance of the Hospital was Rs. 5.68 lakhs against Rs. 5.41 lakhs in the preceding year.

Hospital Expenditure. The cost per in-patient per day increased from Rs. 2-12-8 to Rs. 2-15-0 and that per out-patient from Rs. 1-2-5 to Rs. 1-2-8. The cost of nursing establishment (exclusive of Provident Fund contributions and rent for quarters provided to the menial staff employed in the Nurses' Home) was Rs. 83-2-0 per Nurse against Rs. 80-12-4 in the preceding year. The increase was due to the slight increase in the nursing establishment sanctioned in the previous year.

138. Motor accidents treated in the Hospital are on the increase, as can be seen from the fact that in-patients treated for such accidents numbered 184 and out-patients 578 against 155 and 457, respectively, in 1936-37 and 150 and 564 in 1937-38. The programme of extension of the Hospital has been going apace steadily. During the year a new pavilion has been added to the existing number of wards and a second pavilion is almost nearing completion. The construction of the new Nurses Home is also progressing rapidly and the construction of the new ministerial staff quarters is nearing completion.

139. During the year 80 new students were admitted into the College. The total number of students in the College (including 66 in the post-graduate course) at the close of the year was 516 against 499 in the preceding year. The total receipts and expenditure of the College including the Hostel amounted to Rs. 1.14 lakhs and Rs. 2.57 lakhs against Rs. 1.06 lakhs and Rs. 2.56 lakhs, respectively, in the preceding year. The gross cost per student for the year was Rs. 571 while the net cost amounted to Rs. 317 as compared with the corresponding figures of Rs. 593 and Rs. 346, respectively, for the preceding year. Research was carried on into the subject of balanced diet at the instance of the Indian Research Fund Association and the Sir Dorabji Tata Trust in collaboration with the Baby and Health Week Association. Other interesting investigations were also undertaken at the instance of the above named Research Association, the Bombay University, G.S.M. College and the K.E.M. Hospital Research Fund and special classes for D.O., D.O.M.S. and Primary F.R.C.S. examination were held during the year.

An interesting event took place on the 4th February 1939, when the bust of the late Seth Jamnadas Lallubhai was unveiled by the Hon'ble Dr. M. D. D. Gilder, M.D. (Lond.), F.R.C.S. (Eng.), the Minister for Health and Excise to the Government of Bombay, in front of the Seth Jamnadas Lallubhai Museum.

During the year, defalcations of students' fees as well as of other municipal and non-municipal moneys were detected. The investigations

showed that over Rs. 27,000 had been misappropriated by two clerks between 1933 and 1938. Both the clerks were prosecuted and convicted. The principal culprit was sentenced to 2½ years' rigorous imprisonment and a fine of Rs. 1,600 or in default six months' further imprisonment, while the other was sentenced to three months' rigorous imprisonment and a fine of Rs. 100, or in default one month's further imprisonment. Disciplinary action has been taken against other members of the subordinate staff who rendered the defalcations possible, on account of their negligence and lack of supervision.

XVI.—Education.

140. Primary education continued to make progress during the year. The number of Municipal schools increased from 337 to 349 and the number of pupils from 82,988 to 87,598. The total number of ordinary teachers was 2,384 against 2,276 in the preceding year. The average number of pupils per teacher worked out to 36.7 against 36.4 in the preceding year.

141. The number of Aided Schools and of pupils attending them increased from 148 to 157 and 24,456 to 26,964, respectively, during the year. The total number of teachers in these schools was 1,246 against 1,150. The recognised un-aided Schools had 2,370 pupils in them as against 3,063 in the previous year. In the recognised un-aided Schools the number of teachers was 135 against 162 in the previous year. The average number of pupils per teacher in aided Schools was 21.6 against 21.2 in the preceding year. The total amount of grants paid to these schools was Rs. 1.62 lakhs against Rs. 1.59 lakhs in the preceding year. The grants were subjected to a cut of 17 per cent. on account of financial stringency. The average cost per pupil in these schools calculated on an average number of pupils on the rolls throughout the year worked out to Rs. 35.2 which compares favourably with the average in the Municipal schools, which was Rs. 39.3. The corresponding averages for the previous year were 35.8 and 40.7.

142. The total amount at the disposal of the Schools Committee was Rs. 35.34 lakhs comprising the Municipal grant amounting to Rs. 34.81 lakhs, miscellaneous receipts Rs. 0.30 lakh, and the Budgetted opening balance 0.23 lakh. Against this, the total expenditure amounted to Rs. 34.94 lakhs leaving a balance of Rs. 0.40 lakh at the close of the year. The expenditure in the Schools Committee's Head Office met but of the General Fund amounted to Rs. 0.67 lakh. If this expenditure is taken into consideration, the average cost per pupil in Municipal Schools referred to in the foregoing paragraph comes to Rs. 40.1.

143. The net grant paid by Government to the Municipality for Primary education, during the year amounted to Rs. 9.16 lakhs against 8.07 lakhs in the preceding year.

144. The annual census of children not attending schools in areas in which compulsory education has been in force, i.e. F and G wards, revealed that there were 7,791 children of school-going age still outside the pale, but this number was gradually brought down to 3,746 at the close of the year.

145. The work of Medical Inspection and clinical treatment to school children was transferred to the Health Department and a report on its working is submitted by the Health Officer in his Administration Report.

146. The Central Schools, i.e., schools in which provision has been made for teaching vocational subjects continued to attract a good number of pupils. The number of boys and girls attending these schools was 1,103 and 260 against 1,122 and 250 respectively

in the preceding year. Out of 158 boys who appeared from the Central Schools for Government I, II and III Year Carpentry Examination, 58 were successful. A Handicraft Exhibition was held in March 1937, which realised a sum of Rs. 839 from sale of exhibits.

XVII.—Public Health.

147. **Births.** The number of live births registered during the year was 36,748 being 1,293 more than in 1937 and 6,738 more than the average of the last ten years (1928-37). The birth rate was 31.6 per thousand population against 30.5 for the previous year. The sex proportion among births was 1,053 males to 1,000 females. The birth-rate was highest among scheduled classes, viz., 49 and the lowest among Europeans viz., 16 against 48 and 15 in the previous year.

148. **Deaths.** The total number of deaths during the year was 35,999 against 30,768 in 1937. The death-rate per 1,000 population was 31.0 against 26.5 in the previous year and 22.8, the average for the preceding decennium. The principal causes of death were small-pox, ague and remittent fever, tuberculosis, diseases of the respiratory system, congenital debility and diseases of early infancy and old age, the incidence of the death-rate due to each being 1.6, 0.9, 1.8, 11.7, 3.1 and 2.0 respectively per one thousand. The male death-rate was 26 and the female death-rate was 40 against 22 and 35 respectively in the preceding year. Children under five years contributed 47.0 per cent. of the total mortality against 46.9 per cent. in the previous year. As usual, the highest death rate was among Scheduled classes and the lowest among Europeans being 52.2 and 12.2 against 45.3 and 8.8 respectively in the previous year.

149. **Infant Mortality.** Mortality among infants (under one year of age) during the year was 9,801 against 8,688 in the previous year, giving a rate of 267.0 per 1,000 births against 245.0 in the preceding year. Of the infants who died in the City 7,632 or 77.9 per cent. were born in the City and 2,169 or 22.1 per cent. in the mofussil. If the number of births not registered in the City, i.e., 2,169 is excluded from the total number of deaths among infants, the rate of infant mortality per 1,000 births would be 207.0 instead of 267.0 as stated above. 7,386 or nearly 75.4 per cent. of the total number of deaths among infants were due to diseases of the respiratory system, infantile debility and premature births against 6,671 deaths or 76.8 per cent. in the previous year. Diarrhoea and enteritis caused 600 deaths, Malaria, ague and remittent fever and fever not defined 119 deaths and convulsions 583 deaths. The deaths from small-pox and measles numbered 442 and 73 respectively. It will be observed that a high birth rate and a high infant mortality go together.

150. **Prevention of Infant Mortality.** The main causes of high infantile mortality are lack of nutritive food due to widespread poverty, congestion, high rents which compel many families to live in single-room tenements and ignorance of hygienic principles due to illiteracy. So far as poverty and high rents are concerned, the Municipality can do little to alleviate them but the other causes are being tackled energetically within the funds that are available. The Municipality has provided medical facilities in the shape of municipal maternity homes, ante-natal and post-natal clinics, special dispensaries for women and children and district nurses. The latter paid 31,747 domiciliary visits to houses, huts and chawls against 30,002 in the previous year, to prospective mothers for the purpose of instructing them in the care and nurture of children, inquired into 1,123 cases of ordinary sickness reported, 125 cases of infectious diseases and 134 deaths among women and children of the City. They also attended 1,111 confinements against 1,219 in the preceding year and verified the reports of birth karkuns in 7,746 cases. Relief to needy and poor women during confinement was given in the shape of

necessaries, milk, bread, blankets, etc., in 253 cases against 266 in the previous year. The total number of cases confined in the 5 municipal maternity homes (134 beds) was 4,903 against 4,771 in the preceding year. Out of the total number of births registered in the City, 76.5 per cent. took place in the Maternity Homes against 73.4 in the previous year. This shows that the advantages of resorting to Maternity Homes for confinements are being increasingly realised by the public. The good work carried on by the Infant Welfare Society contributed to reduce the number of deaths among infants.

151. **Infectious Diseases.** The total number of cases of infectious diseases reported during the year was 7,551 against 5,123 in the previous year. Plague was absent. Small-pox alone claimed 1,862 victims against 688 in the preceding year. This disease broke out in an epidemic form towards the end of the previous year and continued its ravages till 14th May 1938. In spite of the vigorous measures that were adopted to bring the epidemic under control, it lingered owing to the reluctance of a large number of persons to get themselves revaccinated. There were six attacks and one death from Cholera against 5 and 4 in the previous year and 80 deaths from Influenza against 68 in the preceding year. Typhoid was very prominent during the year and took a toll of 507 lives. All possible measures were taken to prevent the spread of this disease. Diphtheria was responsible for 63 deaths. All the infectious diseases were treated at the Arthur Road Hospital. Out of the total number of 35,999 deaths, 2,078 were caused by tuberculosis, giving a death-rate of 1.7 per 1,000, the same as in the previous year. Efforts are being made to eradicate this disease by establishing T. B. Clinics, distributing leaflets, and explaining the measures to be taken by the public to prevent the spread of the disease. The highest number of cases occurred among persons from 20 to 30 years of age and were very marked among Hindu males and Mahomedan females.

152. **Malaria.** Malaria was registered as the cause of 103 deaths against 73 in the previous year. The total number of cases of Malaria treated at the Municipal dispensaries and other public Hospitals was 1,957 and 16,034 against 1,082 and 13,319 respectively in the preceding year.

153. **Veneral Diseases.** Venereal diseases are a great scourge, which cannot be effectively dealt with as many of the victims try to hide these diseases through a sense of shame. Although no reliable statistics of the incidence of these diseases can be obtained, it appears that the evil is growing from the number of patients treated for these diseases at the Municipal clinic at Bellasis Road. The total number of cases reported and the daily average attendance at this clinic were 99,165 and 387.8 against 76,615 and 304.9 respectively in the preceding year.

154. **Free Medical Relief.** Free Medical Relief to out-patients was rendered at the 16 Municipal dispensaries that were open throughout the year. The number of new cases and total attendance during the year at these dispensaries was 1,64,702 and 4,91,199 against 1,41,217 and 4,18,512 respectively in the previous year. In addition to this, the number of women and children treated by two part-time lady doctors was 16,813 (14,122 women and 2,691 children) against 15,070 in the preceding year. The free dispensary for treatment of eye diseases at Kamatipura treated 5,584 cases against 4,266 in the previous year. The total attendance at this dispensary was 21,518 against 16,881 in the preceding year.

155. **Conservancy.** During the year roads, footpaths and house-gullies were conserved regularly. The area conserved daily was 268.04 miles of roads, 23,667 miles of footpaths and 104 miles of house-gullies. The total refuse collected and removed through Municipal agency was 4,56,425 tons. This, together with refuse received through outside agency

amounted to 5,66,220 tons against 5,38,271 tons in the previous year. Of these, 3,79,077 tons were transported by rail to Deonar, 1,36,710 tons were used for reclamation in the City, 2,866 tons were burnt in the incinerators and 47,517 tons (stable refuse) were dumped in manure pits. The total number of rats collected and destroyed during the year was 7,34,333 against 7,03,850 in the previous year. 137 basket seats were converted into water closets during the year. The number of basket privies that remained to be converted in sewered areas was 3,311 and in unsewered areas 3,125. The total number of dog-bites treated at the Haffkine Institute was 1,798 against 2,164 in the preceding year.

156. The number of prosecutions instituted by the Health Department under the Municipal Act during the year was 8,145, **Prosecutions** which together with the cases outstanding at the beginning of the year amounted to 9,100. Of these, 8,036 were disposed of during the year. The number of complaints filed under the Bombay Prevention of Adulteration Act, during the year was 1,885, which together with the complaints outstanding at the beginning of the year amounted to 2,170. Out of these, 1,858 were disposed of, the total amount of fines inflicted being Rs. 0.97 lakh against Rs. 1.10 lakh in the preceding year.

157. The work of Medical inspection of the school-going children, which was formerly done by the Schools Committee, was transferred to this department from 1st April 1938. The Medical staff required for this inspection is now under the control of the Executive Health Officer. The total number of children examined during the year was 24,871, out of whom 7,737 were from girls' schools. The percentage of diseases and defects found was 46 among boys and 51 among girls. In order to give the benefit of medical treatment to pupils, especially belonging to poor families, a fully equipped clinic has been maintained at the K. E. M. Hospital. The number of cases of school children treated during the period from July 1938 to 31st March 1939 was 2,095 (new children) in addition to 6,330 old cases, i.e., 8,425 in all. 104 pairs of spectacles were supplied to poor deserving children according to the advice of the ophthalmic surgeon at the school clinic. Emergency outfits were supplied to 217 schools for which the demand is increasing. **Miscellaneous.**

The welfare centres (in all ten) in several municipal chawls from Kochin Street to Dadar were taken over by the Municipality from the private agencies that were getting grants and were placed under the charge of the Public Health Department from 1st July 1938.

158. The health of the City during the year was not as satisfactory as in the preceding year. Small-pox, which was prevailing at the end of the previous year, assumed an epidemic form at the commencement of the year and the epidemic lasted till the middle of May. This was soon followed by an epidemic of enteric fever, which continued till the end of the year, although the number of cases showed a decline from October onwards. **General.**

XVIII.—Municipal Printing Press.

159. During the year, two Mono-machines and one Cylinder Printing machine were added to the Press at a cost of Rs. 52,149, and the work of printing the Agenda and Proceedings of the Corporation and the various Committees was undertaken for the first time since March 1938. This new work proved to be of a very arduous and taxing nature, due to insufficient staff and machinery. This difficulty will, however, be overcome during the current year as adequate budget provision has been made for this purpose. The work of printing the Voters' List and the Election Roll comprising about 2,64,000

names was again successfully carried out during the year. A net saving of Rs. 21,450 was effected during the year on account of the work done by the press.

XIX.—Municipal Servants' Act.

160. No circumstances arose in any department of the Municipality in which it was necessary to invoke the provisions of the Municipal Servants' Act.

M. D. BHATI
Municipal Commissioner.

CHIEF ACCOUNTANT'S REPORT

FOR 1938-39

CONTENTS

	Paras
Opening Remarks	1 to 8
Income	9 to 11
Sale Proceeds of Land	12
Revenue Expenditure (including Lapsed Grants and Savings)	13 to 16
Loan Funds and Loan Works Expenditure	17 to 20
Debt and Sinking Funds	21 to 23
Liabilities and Assets	24 & 25
Investments and Invested Balances	26
Special Funds	27
Water Works Income and Expenditure Account and Assets and Liabilities	28 & 29
Markets and Slaughter Houses Account	30
Suspense Accounts and Deposits	31 to 33
Reserve Stock and Capital Stores	34 to 36
Street Improvements	37
Levelling, Metalling, etc., Private Streets	38
Conversion of Insanitary Privies into Water-Closets	39
Improvement Schemes—	
General Account—Income and Expenditure, Loans, Capital Account, Expenditure on Schemes, Sinking Funds and Liabilities and Assets	40 to 47
General Remarks	48
List of Appendices	
Appendices	Nos. 1 to 30

FINANCIAL

No. AE/4650C/SR of 22nd August, 1939.

FROM

THE CHIEF ACCOUNTANT,

BOMBAY MUNICIPALITY

To

THE MUNICIPAL COMMISSIONER

FOR THE CITY OF BOMBAY.

SIR,

I have the honour to submit my report on the accounts of the Municipality and the Improvement Schemes for the year 1938-39.

2. During the year under report, the rates of taxation were as shown below:—

Particulars.	Rates for 1938-39.
General Tax	11 per cent.
Fire Tax	1/2 "
Water Tax on value	3 1/2 "
Water Tax on Meter Measurement	Same as those of the preceding year.
Halalkhore Tax	3 per cent.

3. The following statement summarises the transactions for the year pertaining to Revenue, and the actuals for the preceding year:—

	1938-39.			Actuals for 1937-38.
	Budget.	Revised.	Actuals.	
	Rs.	Rs.	Rs.	Rs.
Opening Balance	20,01,000	22,86,964	22,86,964	21,38,724
Income	3,31,71,442	3,43,47,960	3,47,67,275	3,30,16,418
Expenditure	3,39,82,217	3,41,75,513	3,34,84,350	3,27,48,184
	8,10,775 (Deficit)	1,72,447 (Surplus)	12,82,925 (Surplus)	2,68,234 (Surplus)
Balance	11,90,225	24,59,411	35,69,889	24,06,958
Recoupment of Advances, etc.	-13,350	+80,241	-3,86,289	-1,19,994
Closing Balance	11,76,875	25,39,652	31,83,600	22,86,964

4. The details of the recongment of Advances, etc., are:—

Increase in:—	Rs.
Reserve Stores (including Capital Stores) Balances	1,25,406
Advances for Plant and Machinery	9,457
Renewed Grants (including contribution towards Improvement Schemes)	3,10,802
	4,45,665
Deduct:—	
Decrease in:—	
Miscellaneous Advances outstanding	59,376
	3,86,289

5. The net unhypothecated Surplus Cash Balance on 31st March 1939 is as under:—

Liabilities.	Assets.
Reserve Stock including Capital Stores	Surplus Revenue Fund as
Advance for Plant and Machinery	per Appendix No. 2
Miscellaneous Advances	
Minimum required by Law	
Surplus Cash Balance	
Total	Total
Rs. 62,11,334	Rs. 62,11,334

6. The opening and closing Reserve Stores (including Capital Stores) Balances for the year 1938-39 are compared below:—

	Opening Balance.	Closing Balance.	Increase.
	Rs.	Rs.	Rs.
Serviceable Stores	5,89,994	7,15,400	1,25,406

7. The amount of rates and taxes outstanding at the close of the year 1938-39 stood at Rs. 43,23,399 against Rs. 61,17,191 for the previous year, showing a decrease of Rs. 17,93,792:—

Outstanding at	General Tax.	Water Tax.	Halalkhore Tax.	Wheel Tax.	Total.
	Rs.	Rs.	Rs.	Rs.	Rs.
31st March 1938	47,99,592	5,94,718	5,40,952	1,81,929	61,17,191
31st March 1939	31,16,733	5,46,328	4,43,905	2,16,433	43,23,399
	16,82,859	48,390	97,047	34,504	17,93,792
	Decrease.	Decrease.	Decrease.	Increase.	Decrease.

The amount outstanding on account of rates and taxes at the close of each year for the last five years (including that under report) was as under :—

Year.	Outstanding.	Net Demand.	Percentage of outstanding to Net Demand.
	Rs.	Rs.	
1934-35	37,24,182	2,81,32,577	13.24
1935-36	57,70,549	2,98,47,279	19.33
1936-37	58,25,580	3,03,41,542	19.20
1937-38	61,17,191	3,15,64,692	19.38
1938-39	43,23,399	3,10,94,572	13.90

The outstanding of Rs. 43,23,399 are made up of Rs. 10,19,215 payable by Government, Rs. 13,702 payable by the G. I. P. Railway, Rs. 6,35,725 by the B. E. & C. I. Railway Co., Rs. 26,905 by the Mills, Rs. 15,710 in respect of Improvement Schemes Properties, Rs. 700 by the Port Trust and the balance of Rs. 26,01,442 by other rate payers. The reasons for these outstandings have been dealt with in the Assessor and Collector's Report.

8. The loan liabilities at the beginning and at the end of the year were as under :—

Outstanding debt at 1st April 1938.	Loan raised during the year.	Repayment during the year.	Outstanding debt at 31st March 1939.
Rs.	Rs.	Rs.	Rs.
15,62,24,501	50,66,600	44,25,942	15,68,65,159

Out of the loans aggregating Rs. 50,66,600 raised during the year Rs. 2,16,600 were taken as an advance from the Net Premia Fund for the purchase of Plant and Machinery, Rs. 30,00,000 being the amount of the loan of Rs. 30 lakhs sanctioned under Corporation Resolution No. 506, dated 11th October 1937, for 1937-38 and Rs. 15,00,000 being part of the loan of Rs. 30 lakhs sanctioned under Corporation Resolution No. 644 of 10th November 1938, for 1938-39, were raised by reserving the amount for investment of the Municipal Sinking and Special Funds and Rs. 3,50,000 were taken as an advance from Land Sales Reserve Fund as sanctioned under Corporation Resolution No. 644 of 10th November 1938.

The repayments during the year aggregate Rs. 44,25,942 of which Rs. 30,16,521 were repaid to Government on the basis of equated payments from revenue in respect of advances taken from them and Rs. 13,12,500 were repaid to debenture holders out of Sinking Fund Investments including Rs. 87,313 from the Net Premia Fund. A sum of Rs. 96,921 was repaid to the different Special Funds out of revenue on the basis of equated payments in respect of the advances taken from these funds for Capital Works.

The state of the Sinking Fund is shown below :—

Amount of Fund at 1st April 1938.	Interest, etc., etc.,	Sinking Fund Instalments.	Total.	Withdrawn for repayment of loans.	Amount of the Fund at 31st March 1939.
Rs.	Rs.	Rs.	Rs.	Rs.	Rs.
3,01,53,328	13,24,030	15,86,518	3,30,63,876	12,25,187	3,18,38,689

The value of securities held in the Sinking Fund Account on the basis of market rates prevailing on 31st March 1939, including accrued interest exceeded the actuarial amount of the Sinking Fund by Rs. 6,67,653. This excess was allowed to remain in the Sinking Fund Account, and not transferred to the Net Premia Fund Account as any sum in the Sinking Fund in excess of the required amount cannot be appropriated by the Corporation to purposes other than those mentioned in Section 109 of the Municipal Act. The legal position has since been examined and the Municipal Solicitors have advised us that it is desirable to amend the Municipal Act on the lines of Section 117 of the Calcutta Municipal Act. Proposals for an amendment of the Act will shortly be submitted for the consideration of the Standing Committee and the Corporation.

INCOME.

9. A detailed comparison between the Budget Estimate and the Actuals will be found in Appendix No. 3. The estimated income for the year was Rs. 3,31,71,442 against which the actuals amounted to Rs. 3,47,67,275 resulting in an increase of Rs. 15,95,833.

The following are the main heads contributing to the increases and decreases:—

Budget Head.	Amount of Increase.	Amount of Decrease.	REMARKS.
	Rs.	Rs.	
1. General Tax, Indirect Taxation, etc.—			
A.—General Tax	7,96,876		Increase under— (1) Public, due to building activities in the City. Rs. 1,96,473 (2) Government, due to recovery of a claim pertaining to the quinquennium 1929-34. 26,364 (5) Mills, due to larger recovery of arrears. 86,328 and (6) and (7) G. I. P. and B. B. & C. I. Railways, due to the recovery of the arrears of taxes for 1937-38 which were under dispute owing to complaints against assessment. 5,41,352 8,00,517 Counterbalanced by decrease under— (3) Port Trust. 899 and (4) Improvement Schemes due to demolition of Trust Properties. 2,742 3,641 7,96,876
B.—Town Duties	1,52,261		Due to more imports.
E.—Tobacco Duty	2,32,030		Due to reduced grant sanctioned by Government.
F.—Interest and Profit on Surplus, etc., balances.	37,360		Partly due to higher rates of interest realized on Fixed Deposits and partly to larger balances being available for investment for longer periods.
H.—Miscellaneous	36,897		The main items of increase are:—(1) Fines for offences against the law (Rs. 15,885), (2) Miscellaneous Receipts (Rs. 16,098) and (3) Rent of buildings and lands (Rs. 11,607). The increases were partly counterbalanced by a decrease under Sale proceeds of un-serviceable Tools and Plant (Rs. 11,217).
2. Water Tax, etc.	4,58,695		Increased receipts are mainly under—(1) Tax on value (Rs. 17,851), due to new buildings, (2) Water by Measurements (Rs. 3,57,418), due on account of more consumption in the case of Cotton and other Mills, Dyeing and Bleaching Mills and Trade Purposes (other Factories) and (3) Compounded Tax (Rs. 79,772), due to increased consumption of water for building purposes.
3. Education	1,30,663		Increase due to the cut of 8 per cent. in the grant from Government having been discontinued.

Budget Head.	Amount of Increase.	Amount of Decrease.	REMARKS.
	Rs.	Rs.	
7. Street Cleansing and Conservancy—			
A.—Halalkhore Tax	1,77,592	Due partly to increased revenue from the Tax from the Public on account of new buildings and partly to the receipt of dues for the year 1937-38 from the two Railways on the basis of the Government Officer's Award.
8. Roads, Drains and Sewers—			
A.—Wheel Tax	1,08,662	This is made up of an increase of Rs. 85,030 under Private Conveyances due to the increase in the number of motor vehicles and of Rs. 23,632 under Public Conveyances due to increase in the number of licenses of hack-victorias.
B.—Ground Rent	37,352	This is mainly due to half-yearly rent of Rs. 33,500 from the Telephone Co. for the period ending 31-3-1939 falling due in 1938-39 having been realized and credited in the accounts for the year 1939-40.
C.—Miscellaneous	65,490	This is made up of increased receipts mainly (1) of Rs. 38,263 under Miscellaneous Receipts, including Rs. 20,039 on account of Supervision Charges in respect of works carried out on behalf of private parties including Government works at the Back Bay Reclamation Scheme and Rs. 9,130 on account of profit on Asphalt Plant and (2) of Rs. 24,160 under Miscellaneous Fees on account of Scaffolding, etc., Fees.
10. Buildings, Land Acquisition and Management.	68,433	The main item contributing to the increase is Miscellaneous Fees (Rs. 1,16,774) on account of Fees for projecting verandahs, balconies, etc., partly counterbalanced by a decrease under Rent of Buildings (Rs. 28,098).
11. Fire Brigade.	37,255	Due partly to increased revenue from the Tax from the Public on account of new buildings and partly to the receipt of dues for the year 1937-38 from the two Railways on the basis of the Government Officer's Award.
12. Licensing and removal of Encroachments on Public Streets.	69,418	This is comprised of increases mainly under (1) Licenses for Squatters and Hawkers and Fees for Removal of Encroachments, of Rs. 32,358 and (2) Advertisements, of Rs. 30,359.
14. Markets and Slaughter Houses.	1,17,718	The main items responsible for the increase are (1) Squatters' Fees, Rs. 23,336, (2) Slaughter Fees, Rs. 36,038, (3) Miscellaneous Receipts, Rs. 21,770, and (4) Receipts on account of administration of Weights and Measures Act, Rs. 27,378.
15. Contribution from Capital Funds to Revenue.	1,24,939	Due to less expenditure incurred on Capital Works.
16. Extraordinary Receipts	2,97,651	Due partly to the excess interest on Sinking Funds (Rs. 1,94,569) for which credit was taken in the Budget Estimate not being transferred to revenue owing to the objection raised by Government and partly due to the fact that the Net Premia Fund which was anticipated to hold accumulations of about Rs. 1,03,082 in excess of Rs. 50 lakhs available for transfer to revenue stood at Rs. 50,04,304 on 31st March 1939.

10. The position as regards our income from General Tax, Water Tax and Halalkhore Tax will be seen from the sub-joined statement

	1938-39.	1937-38.	Increase.
	Rs.	Rs.	Rs.
1. General Tax (including Fire Tax) at 11½ per cent. :-			
Total collections booked	1,42,25,523	1,31,40,240	
Deduct :-			
Recoveries for previous years	18,16,444	15,56,780	
	1,24,09,079	1,15,89,460	
Add—			
Outstandings for the year at the close of the year	49,75,279	25,58,619	
Total	1,41,84,358	1,41,48,079	
2. Water Tax at 3½ per cent. and Water charges by measurement and at compounded rate :-			
Total collections booked	77,17,042	74,46,168	
Deduct :-			
Recoveries for previous years	2,42,508	2,31,216	
	74,74,534	72,14,952	
Add—			
Outstandings for the year at the close of the year	4,43,709	4,72,510	
Total	79,18,243	76,87,462	
Halalkhore Tax at 8 per cent. and for special service :-			
Total collections booked	36,26,491	33,39,105	
Deduct :-			
Recoveries for previous years	3,58,410	2,73,680	
	32,68,081	30,65,425	
Add—			
Outstandings for the year at the close of the year	3,22,331	3,73,284	
Total	35,90,412	34,38,709	
Net demand on account of Property Taxes inclusive of refunds	2,56,93,013	2,52,74,250	4,18,763

TOWN DUTIES.

11. The various articles on which duty was levied at the time of import under the provisions of Section 192 (1) of the Municipal Act, the amount levied and refunds allowed thereon under Section 195 on their export are shown in Appendix No. 17.

The gross collections for the year were estimated at Rs. 24,50,000, the refunds and commission charges at Rs. 10,50,000 and the net revenue at Rs. 14,00,000. The revenue collected and paid into the Municipal Treasury in the year amounted to Rs. 25,38,054 and after deducting the amount of Rs. 9,85,793 on account of refunds, the net receipts amounted to Rs. 15,52,261 showing an increase of Rs. 2,43,260 as compared with the actuals of the previous year.

SALE PROCEEDS OF LAND.

12. According to Corporation Resolution Nos. 5253, dated the 11th September 1928, and 705, dated the 19th December 1935, the sale proceeds of surplus land upto an amount not exceeding Rs. 10 lakhs are to be credited to revenue each year, the balance, if any, being transferred to a Reserve Fund for being utilized to make good the aforesaid sum of Rs. 10 lakhs whenever the sale proceeds of land in any subsequent year, are less than Rs. 10 lakhs, the balance in the Reserve Fund being in the meantime advanced for capital works. The balance to the credit of the Fund at the beginning of the year was Rs. 22,40,997. During the year the sale proceeds of surplus land amounted to Rs. 10,05,144 out of which Rs. 10 lakhs were credited to revenue the balance of Rs. 5,144 was transferred to the Reserve Fund. The interest realized on this fund during the year amounted to Rs. 62,387. The total investments in the Fund thus amounted to Rs. 23,08,528. Out of this amount, a sum of Rs. 22,25,000 has been advanced for meeting expenditure on Capital Works at 3 per cent. per annum as sanctioned under Corporation Resolution Nos. 506 of 11th October 1937, and 644 of 10th November 1938, leaving a balance of Rs. 83,528 as shown in Appendix No. 6.

REVENUE EXPENDITURE.

13. The final sanctioned grants amounted in the aggregate to Rs. 3,48,24,347 as follows:—

	Rs.
Budget Grants	3,39,82,217
Unexpended Grants for previous years renewed for expenditure	4,11,271
Additional Grants	4,30,859
Final Sanctioned Grants	3,48,24,347

The transfers from one Budget head to another without affecting the total Budget provision for the year amounted to Rs. 4,78,062.

14. In the following statement the final grants sanctioned from 1934-35 are compared with the savings year by year:—

Year.	Final grants sanctioned.	Grants to be renewed for expenditure in the following year.	Expenditure booked against final grants.	Savings on final grants sanctioned.
	Rs.	Rs.	Rs.	Rs.
1934-35	3,38,94,781	3,07,250	3,16,19,059	19,68,472
1935-36	3,28,63,757	3,17,001	3,12,97,539	*12,49,217
1936-37	3,28,69,645	4,35,800	3,19,29,489	5,04,356
1937-38	3,36,42,984	4,09,600	3,27,48,184	4,85,200
1938-39	3,48,24,347	5,32,700	3,34,84,350	8,07,297

* Includes Rs. 7,51,701 on account of the extension of the currency of the loan for Development Schemes.

15. The total lapsed grants estimated to be renewed in 1939-40 aggregate Rs. 5,32,700 against Rs. 4,09,600 in 1938-39 and the heads under which the renewals are required will be found in Appendix No. 4.

The important renewals over Rs. 10,000 and the percentage of renewed grants to grants allotted are shown in the following table:—

Department and Service Heads.	Total Renewals.	Percentage of renewals to total sanctioned grants.
	Rs.	
I—General Supervision, Collection of Revenue, etc.—		
E—Miscellaneous Charges	36,500	25.51
F—Election Expenses	46,376	14.90
II—Water Works (including debt charges amounting to Rs. 62,474)	89,430	1.34
III—Education, Primary	27,710	0.73
VI—Medical Relief and Education	46,020	1.85
VII—Street Cleansing and Conservancy, Road Watering and Halalkhore Service (including debt charges amounting to Rs. 17,111)	70,230	2.33
VIII—Roads, Drains and Sewers (including debt charges amounting to Rs. 74,295)	1,46,000	2.19
IX—Mechanical	19,970	1.49
XIV—Markets and Slaughter Houses	26,400	4.54

Against the estimate of Rs. 3,11,000 shown in the Revised Estimates for lapsed grants required to be renewed, the actual figure now works out at Rs. 5,32,700 showing an increase of Rs. 2,21,700 over the former figure. This figure is made up of Rs. 1,74,544 on account of interest, etc., charges on Municipal Debentures due but not paid upto the end of 1938-39 and the balance of Rs. 3,58,156 is intended for meeting liabilities incurred and to be incurred.

16. The final sanctioned grants for the year aggregated Rs. 3,48,24,347 against which the actuals amounted to Rs. 3,34,84,350 leaving an unexpended balance of Rs. 13,39,997 at the close of the year. Of this, Rs. 5,32,700 are being renewed for expenditure during 1939-40, the balance, viz., Rs. 8,07,297, being treated as savings on final grants sanctioned as detailed in Appendix No. 4.

The main factors contributing to the decreases are as follows :—

Budget Head.	Amount.	REMARKS.
I—General Supervision, etc.—		
A.—General Superintendence—		
(c) Audit and Accounts	21,758	Decrease under Establishment, partly due to the transfer of the Revenue Audit work to the Municipal Chief Auditor's Department and partly to the post of Test Audit Officer being kept vacant.
E.—Miscellaneous Charges	18,703	Decrease mainly under Auditors' Allowance due to the creation of Municipal Chief Auditor's Department.
F.—Election Expenses	1,80,108	Savings mainly under Temporary Establishment (Rs. 60,854) and under Printing the Voters' List and the Electoral Rolls (Rs. 66,150).
II—Water Works—		
A.—Establishment and Labour	8,427	Decrease mainly under Labour.
Debt Charges	13,757	Due partly to the raising of Rs. 15 lakhs only against the loan of Rs. 54 lakhs proposed in the Budget and partly due to a lesser amount of advance taken from Special Funds for purchase of Plant and Machinery.
III—Education, Primary—		
A.—Municipal Institutions	6,277	Decrease mainly due to less contribution required to be paid to the Schools Committee.
V—Public Health Department—		
A.—General Supervision	7,619	Decrease mainly under Establishment and purchase of Milk and Food Samples.
B.—Epidemics	6,585	Decrease under Labour, Medicines and Inoculation.
VI—Medical Relief and Education—		
A.—Hospitals and Dispensaries—		
(a) Infectious Diseases Hospitals.	15,428	This is made up of decrease under Arthur Road Hospital of Rs. 10,925 mainly under Epidemics and under Maratha Hospital of Rs. 4,503 mainly under Diets, Repairs and Equipment.
D.—Grants-in-aid to Public Medical Institutions.	14,360	The main items contributing to the decrease are (1) Acworth Leper Home, Rs. 3,195, and (2) N. N. Wadia Maternity Home, Rs. 10,565.
H.—King Edward Memorial Hospital.	18,162	Of this amount Rs. 12,348 represents decrease under Gas for heating, etc., due to the supply being obtained free from the Dadar Purification Works and the balance of Rs. 5,814 represents decrease of small amounts under various other heads.
I.—G. S. Medical College	6,707	Decrease mainly under Establishment, Stores and apparatus, electric power and depreciation.
VII—Street Cleansing and Conservancy—		
A.—Street Cleansing and Conservancy—		
(c) Street Cleansing and Sanitation—		
(e) Scavenging	6,212	Decrease mainly under Labour, Clothing and Lighting.

Budget Head.	Amount.	REMARKS.
VII—Street Cleansing and Conservancy—	Rs.	
A.—Street Cleansing and Conservancy— <i>(Continued)</i>		
(a) Removal of Town Refuse to Tardeo, etc.—		
1. Bullock Traction	8,546	Decrease mainly under Feed of Bullocks and Repairs to carts.
3. Loading, Sidings— Mahalaxmi	6,688	Decrease mainly under Maintenance and Repairs.
B.—Transport of refuse, etc. to Deonar	8,319	Decrease mainly under Establishment and Haulage.
D.—Halalkhore Service—		
(c) Miscellaneous	12,163	This is made up of decreases mainly under (1) Latrines, Urinals, etc.—Improvements, Rs. 2,520, and Repairs and Maintenance, Rs. 1,779, (2) Repairs to chawls and stables, Rs. 4,337 and (3) Water supply Rs. 2,478.
VIII—Roads, Drains and Sewers—		
A.—General	14,504	Decrease under Construction Establishment.
B.—Maintenance of Roads	69,482	Less expenditure mainly under Establishment (Rs. 4,872), Bituminous Construction (Rs. 37,252), Ordinary Repairs and Maintenance (Rs. 12,225), Ground Rent (Rs. 5,038) and Repairs to Capital Roads (Rs. 4,992).
C.—Public Lighting	25,257	The chief items contributing to the decrease are Establishment, Lighting by Gas and Electricity, and Erection of new lamps.
D.—Cleansing of Drains, etc.	12,311	Less expenditure under Repairs and Alterations and Depreciation.
Debt Charges	42,861	Due partly to the raising of Rs. 15 lakhs only against the loan of Rs. 54 lakhs proposed in the Budget and to a lesser amount of advance taken from Special Funds for purchase of Plant and Machinery and also partly due to the advance from Land Sales Reserve Fund for Capital Works having been taken up on 31st March 1939 instead of at an earlier date as provided for in the Budget.
IX—Mechanical—		
B.—Pumping and Compressor Stations—		
(b) Pumping Stations in the City—		
(c) Pumping Station, Love Grove	6,242	Decrease under Labour, Electric Current, Repairs and Maintenance and Stores.
(c) Purification Works	5,856	Decrease mainly under Electric Current and Materials for Sludge drying beds.
(d) Compressor Stations in the City—		
(i) Compressor Stations, Victoria Gardens, Ferguson Road and Warden Road.	16,261	Decrease mainly under Electric Current and Repairs and Maintenance.
D.—Transport—		
7—Removal of Town Refuse to Tardeo for transport to Deonar.	11,049	Decrease mainly under Establishment and Depreciation.
10—Markets and Slaughter Houses—		
(b) Meat Carriage	5,872	The main decrease is under Repairs and Maintenance and Depreciation.

Budget Head.	Amount.	REMARKS.
	Rs.	
X—Buildings, Land Acquisition and Management—		
A.—City Engineer's Central Office Establishment.	6,964	Decrease under Establishment due mainly to the vacant post of Deputy City Engineer not being filled up.
C.—Architectural	19,118	Less expenditure under Establishment due partly to certain vacancies not being filled up and partly to savings resulting from new appointments being made on the minimum of the grades.
D.—Land Acquisition and Management.	17,757	The main items contributing to the decrease are Repairs and Maintenance (Rs. 1,347), Special repairs to acquired properties (Rs. 1,630), and Minor Works in connection with the disposal of surplus lands (Rs. 13,965).
Debt Charges	6,987	Due mainly to the raising of Rs. 15 lakhs only against the loan of Rs. 54 lakhs proposed in the Budget Estimates.
XI—Fire Brigade—		
Maintenance	7,840	Less expenditure mainly under Establishment and Repairs and Maintenance.
Debt Charges	6,453	Due partly to the raising of Rs. 15 lakhs only against the loan of Rs. 54 lakhs proposed in the Budget and partly due to a lesser amount of advance taken from Special Funds for purchase of Plant and Machinery.
XIII—Gardens and Open Spaces—		
A.—Gardens		
(a) Victoria Gardens	5,693	The main decrease is under Establishment of Rs. 1,366, Feed of Bullocks of Rs. 1,143 and under Zoological Collections—Feed of Animals of Rs. 926 and the balance is comprised of small savings under various other Minor Heads.
(b) Municipal Markets	20,600	Decrease mainly under Establishment, Lighting, Repairs and Maintenance and under Special Repairs due to works abandoned.
New Works	6,472	This represents savings on works completed.
XVI—Provident Fund, Pensions, Gratuities and Compassionate Allowances—		
A.—Provident Fund	6,183	Due to lapses on account of forfeitures, short service, etc.
B.—Pensions, Gratuities, etc.	50,517	The decrease under gratuities and compassionate allowances amounted to Rs. 60,329 which was partly set off by an increase of Rs. 9,812 under pensions.

LOAN FUNDS.

17. The amount of new loan to be raised proposed in the Budget for 1938-39 was Rs. 54 lakhs. The Corporation, however, under their Resolution No. 644, dated the 10th November 1938, sanctioned the raising of a loan of Rs. 30 lakhs only on the basis of the revised loan works programme of that year.

As the loan works expenditure fell short of the budgetted expenditure, the amount actually raised to finance the capital expenditure including Plant and Machinery was Rs. 50,66,600 as under:—

- (1) Rs. 30,00,000 .. Being the loan of 1937-38 sanctioned under Corporation Resolution No. 506, dated the 11th October 1937, the raising of which was deferred to the year 1938-39. The loan was raised at 3 per cent. per annum with a currency of 30 years, the loan being wholly reserved for investment of the Municipal Sinking and Special Funds.

- (2) Rs. 15,00,000 ... Out of the loan of Rs. 30 lakhs of 1938-39 sanctioned under C. R. No. 644, dated the 10th November 1938, the balance of Rs. 15 lakhs being deferred to 1939-40. The loan was raised at 3 per cent. per annum with a currency of 30 years, the loan being wholly reserved for investment of the Municipal Sinking and Special Funds.
 - (3) Rs. 3,50,000 ... Being the temporary advance at 3 per cent. per annum taken from the Land Sales Reserve Fund as provided in the Revised Budget.
 - (4) Rs. 2,16,600 ... Being the advance from the Net Premia Fund for purchase of Plant and Machinery. The advance is repayable by annual equated instalments based on the average life of the Machinery at 3 per cent. interest per annum.
- Total Rs. 50,66,600**

LOAN WORKS EXPENDITURE.

18. The opening balance on 1st April 1938, on account of Loan Funds including the advance from Special Fund for the purchase of Plant and Machinery but excluding the Trust Funds was Rs. 31,450. Adding to this Rs. 50,66,600 raised during the year the total funds available for expenditure were Rs. 50,98,050. The actual expenditure incurred during the year amounted to Rs. 48,77,807 leaving an unspent balance of Rs. 2,20,243 at the close of the year.

19. The following statement contrasts the expenditure on Capital Works with the Budget and the Revised Estimates during the last five years:—

Year.	LOAN AND TRUST FUNDS.			Percentage by which actuals fell short of Budget Estimates.	Percentage by which actuals fell short of Revised Estimates.
	Budget Estimates.	Revised Estimates.	Actuals.		
	Rs.	Rs.	Rs.		
1934-35	14,00,904	13,04,889	5,47,000	61	58
1935-36	12,38,053	18,50,344	11,82,800	4	36
1936-37	21,38,551	24,01,782	16,94,419	21	29
1937-38	58,70,674	55,14,681	32,25,152	45	42
1938-39	72,42,997	74,57,798	48,81,906	32	34

The above figures do not include the amount on account of subvention and discount and other charges on the New Loan.

The Revised Estimates adopted by the Corporation were for Rs. 75,20,698 including Rs. 900 on account of subvention, Rs. 62,000 on account of charges for raising the new loan and Rs. 3,21,684 on account of estimated expenditure under Trust Fund. The amount of Rs. 48,81,906 shown as the actual expenditure is arrived at as follows:—

Expenditure as shown in the summary of Appendix No. 8 including expenditure under Trust Fund and credit on account of assets written off	Rs.	48,09,780
Deduct Expenditure on account of subvention	300	
Expenditure for raising the new loan	45,002	
	<u>45,302</u>	
	47,64,478	
Add Assets written off	1,17,428	
	<u>48,81,906</u>	

I have repeatedly drawn attention in the previous reports to this disparity between Estimates and Actuals. The actuals have fallen short of the Revised Estimates by 34 per cent.

APPENDIX NO. 8.

20. The following statement shows the figures of actual expenditure as compared with the Revised Estimates under the major heads:

	Revised Estimates,	Actuals.
	Rs.	Rs.
LOAN WORKS.		
I—General Supervision, etc.	32,311	2,740
II—Water Works, Ordinary	10,04,223	8,59,545
III—Education, Primary	67,902	16,753
V—Public Health Department	75,511	
VI—Medical Relief and Education	2,34,158	1,92,447
VII—Street Cleansing and Conservancy, Road Watering and Halalkhore Service	1,42,909	Cr. 19,483
VIII—Roads, Drains and Sewers	38,73,862	27,28,334
IX—Mechanical	1,45,822	40,055
X—Buildings, Land Acquisition and Management	7,76,470	5,02,940
XI—Fire Brigade	82,903	79,067
XIII—Gardens and Open Spaces	7,000	
XIV—Markets and Slaughter Houses	1,54,156	76,840
XV—Slum Service	1,50,000	37,900
Discount and other charges on the New Loan	62,000	45,002
Plant and Machinery	3,89,787	1,98,239
	71,99,014	47,60,379
<i>Add:—</i> Assets written off		1,17,428
Total Rs.	71,99,014	48,77,807

21. Following the classification made of all the Loan Works under three distinctive groups for the purpose of appraising the distinctive character and value to the City in relation to the outlay, the allocation of outstanding debt as at 31st March 1939 and the debt charges involved during 1938-39 will be seen from the following:

Particulars of City Service.	Amount of Loan outstanding on 31st March 1939.	DEBT CHARGES FOR 1938-39.				Total Debt Charges.
		Debt Interest.	Interest accrued but not paid.	Sinking Fund and Repayments.	Bank's Commission and Miscellaneous Loan Charges.	
		Rs.	Rs.	Rs.	Rs.	
General Services	9,06,72,871	41,08,253	4,250	26,43,565	10,622	67,66,690
Self-supporting Services—						
Water Works	6,38,47,450	32,53,936		19,71,189	7,612	52,32,737
Fire Brigade	7,44,057	27,637		20,803	53	48,493
Markets and Slaughter Houses.	16,00,781	75,692		64,403	83	1,40,178
Total	6,61,92,288	33,57,265	..	20,56,395	7,748	54,21,408
Grand Total	15,68,65,159	74,65,518	4,250	46,99,960	18,370	1,21,88,098

SINKING FUNDS.

22. From Appendix No. 10 it will be seen that the book value of the Sinking Funds as on 31st March 1939, amounted to Rs. 3,18,38,689 made up of Rs. 3,18,38,568 being the book value of securities and Rs. 121 in cash with the Imperial Bank of India. Valuing the Municipal and Improvement Trust Debentures at par, the market value of Sinking Fund

Investments held on 31st March 1939 comes to Rs. 3,42,48,904. This, together with the amount of interest accrued upto 31st March 1939, viz., Rs. 3,78,449 and cash with the Imperial Bank of India Rs. 121 brings the total amount of Sinking Fund to Rs. 3,46,27,474 and more than covers the amount, viz., Rs. 3,39,59,821 to which the Sinking Funds should have accumulated upto 31st March 1939.

23. The following statement summarises the debt position at the end of the year during the last three years:—

Year.	Debt outstanding. Rs.	Sinking Fund Accumulations. Rs.	Debt Charges. Rs.
1936-37	15,65,25,478	2,74,05,128	1,19,45,222
1937-38	15,62,24,501	3,01,53,328	1,20,46,808
1938-39	15,68,65,159	3,18,38,689	1,21,88,098

LIABILITIES AND ASSETS.

APPENDICES Nos. 5 AND 7.

24. It will be seen that the gross revenue liabilities of the Corporation stood at Rs. 4,04,38,929, the assets being Rs. 4,66,50,263. The difference of Rs. 62,11,334 represents the surplus Revenue Funds of which the details are shown in Appendix No. 2.

25. The gross Capital Liabilities of the Corporation including the balances available on account of Trust Fund and Worn-out Water Mains Renewal Fund stood at Rs. 15,71,68,708 at the close of the year under report and the Assets at Rs. 29,46,48,938 resulting in a surplus of Rs. 13,74,80,230, the details of which are shown in Appendix No. 7.

INVESTMENTS AND INVESTED BALANCES.

26. The total sum of investment and reinvestment in Current Account, Fixed Deposits and Deposits at Call during the year aggregated to Rs. 4,36,50,000 and the average number of days during which this sum remained invested was 138.05. This is equivalent to an investment of Rs. 1,65,09,030 throughout the year.

The details are as follows:

Particulars.	Amount. Rs.	Average No. of Days.
(1) Current Account Deposits	1,14,00,000	44.01
(2) Fixed Deposits	3,18,00,000	173.63
(3) Deposits at Call	4,50,000	6.00
Total Rs.	4,36,50,000	138.05

The interest earned during the year amounted to Rs. 3,31,658 and the details are as follows:—

	Rs.
(1) On Current Account Deposits	8,694
(2) On Fixed Deposits	2,49,249
(3) On Deposit at Call	74
	<u>2,58,017</u>
(4) On Investments in Public Securities, etc.	73,641
	<u>3,31,658</u>

The average rate of interest on Current Account Deposits was 1.63 per cent. against 1.50 per cent. in the preceding year. The average rate of interest on fixed deposits was 1.65 per cent. as against 1.50 per cent. in the preceding year. The average rate of interest on Deposit at Call was 1 per cent. No amount was invested in Call Deposits in 1937-38. The rate realized on fixed deposits ranged from 1½ per cent. to 2½ per cent. The maximum rate realized on fixed deposits in the preceding year was 2½ per cent.

The average rate of interest on all deposits was 1.56 per cent. as against 1.44 per cent. in the preceding year.

SPECIAL FUNDS.

APPENDICES NOS. 6 AND 16.

27. The opening balances to the credit of the different special funds, the additions made thereto, and the withdrawals made therefrom and the closing balances during the year are shown in Appendix No. 6. The details of different investments and the current market value are shown in Appendix No. 16, while Appendices Nos. 5 and 7 contain the total amount of paper held in each Fund and the cash balance to its credit at the Imperial Bank of India.

WATER WORKS ACCOUNT.

APPENDIX No. 12.

Income and Expenditure Account.

28. The following statement shows the Income and Expenditure for the year as contrasted with the Budget Estimates and the Actuals for the preceding year:

	1938-39.		Actuals for 1937-38.	Increase or Decrease as compared with.	
	Budget.	Actuals.		The Budget.	The previous Year's Actuals.
	Rs.	Rs.		Rs.	Rs.
Income on Value	34,80,000	34,97,851	33,63,883	+ 17,851	+ 1,33,968
By Measurements	36,47,000	40,04,418	38,79,494	+ 3,57,418	+ 1,24,924
Miscellaneous	2,25,500	3,08,926	3,07,004	+ 83,426	+ 1,922
	73,52,500	78,11,195	75,50,381	+ 4,58,695	+ 2,60,814
Expenditure—Maintenance	12,52,923	12,68,091	11,59,651	+ 15,168	+ 1,08,440
Debt Charges	52,57,405	52,32,737	52,17,360	+ 24,668	+ 15,377
	65,10,328	65,00,828	63,77,011	+ 9,500	+ 1,23,817
Balance	+ 8,42,172	+ 13,10,367	+ 11,73,370		

APPENDIX No. 12-A.

Assets and Liabilities.

29. The liabilities at the close of the year stood at Rs. 7,99,79,365 and the assets aggregated Rs. 11,33,86,113. The excess of assets over liabilities thus amounted to Rs. 3,34,06,748.

MARKETS AND SLAUGHTER-HOUSES ACCOUNT.

APPENDIX No. 13.

Income and Expenditure Account.

30. The following statement shows the Income and Expenditure for the year as compared with the Budget Estimates and the Actuals for the preceding year:—

	1938-39.		Actuals for 1937-38.	Increase or Decrease as compared with	
	Budget.	Actuals.		The Budget.	The previous Year's Actuals.
	Rs.	Rs.		Rs.	Rs.
Income	11,86,000	13,05,718	12,46,234	+ 1,17,718	+ 59,484
Expenditure under IX—Mechanical, D—Transport and E—Refrigerator	75,601	71,423	75,820	— 4,178	— 4,397
Under XIV—Markets and Slaughter Houses	5,43,847	5,11,516	4,96,158	— 32,331	+ 15,358
	6,19,448	5,82,939	5,71,978	— 36,509	+ 10,961
Balance	+ 5,68,552	+ 7,22,779	+ 6,74,256		

SUSPENSE ACCOUNTS.

APPENDIX No. 14.

Municipal Printing Press.

31. A reference to the Income and Expenditure Account of the Municipal Printing Press will show that the expenditure for the year (including Rs. 3,301 on account of the proportionate share of Test Audit Officer's salary but excluding rent charges for premises occupied) was Rs. 1,22,293 and the amount charged to the departments and private parties Rs. 1,26,964 resulting in an apparent surplus of Rs. 4,671 which is roughly equivalent to the rent that would have been payable if the Press had been accommodated in hired premises.

APPENDICES Nos. 14-A and B.

32. The following statement shows the opening and closing balances of recoverable advances for the year 1938-39 :-

	Balance at the beginning.	Balance at the close.	REMARKS:
	Rs.	Rs.	
Departmental Works	85,929	1,53,213	
Private Works	55,618	91,352	
Asphalt Plant, Crushers, etc.	82,522	66,026	The closing balances of outstanding bills and of stock on hand at Asphalt Plant, at Sewri and Love Grove Crushers, and for Mechanical Transport aggregated .. 1,00,533
			Deduct—Profit in respect of Asphalt Plant for 1938-39, to be adjusted during 1939-40 .. 34,507
			<u>66,026</u>
Municipal Officers	30,398	26,875	
Miscellaneous Advances	62,485	64,297	Includes Rs. 20,000 being the Municipal contribution to the Schools Committee for maintaining the minimum cash balance.
Improvement Schemes	66,580	9,330	This is mainly in connection with advances to meet Court costs and Solicitors' out of pocket expenses.
Municipal Contractors, etc.	239	288	
Purchase of Coal	4,464	2,476	Represents the value of coal on hand at the close of the year.
Purchase of Petrol	10,403	9,503	Shows the value of petrol on hand at the close of the year together with outstanding bills.
	3,98,638	4,23,310	
Advances from Special Funds for Capital Works	59,10,974	63,80,653	This represents the aggregate balance out of the advances taken from Special Funds from time to time for Capital Works as sanctioned by the Corporation repayable on the basis of equated payments.
Carried forward	59,10,974	63,80,653	
Carried forward	3,98,638	4,23,310	

	Balance at the beginning.	Balance at the close.	REMARKS.
Brought over	Rs. 3,98,638	Rs. 4,23,310	
Brought over	59,10,974	68,60,658	
Advance from Plant and Machinery Depreciation Fund for purchase of Machinery, etc.	1,40,067	1,27,666	This represents outstanding advance for purchase of Plant and Machinery (other than that purchased by way of replacement) to be recovered by means of the provisions for Depreciation to be made in subsequent years.
Charges met out of advance from Plant and Machinery Depreciation Fund for levelling, metalling, etc., Private Streets.	47,576	98,644	Represents the outstanding balance of recoveries to be made from various frontagers, etc., of Private Streets for cost of improvements carried out under Section 489 of the Municipal Act.
Advance from Fines Fund to the Mechanical Employees' Co-operative Credit Society.	5,000	5,000	Represents the amount advanced to the Bombay Municipal Mechanical Employees' Co-operative Credit Society to be recovered within five years as sanctioned by the Corporation.
Advance from Net Premia Fund.	5,35,000	3,56,000	Represents the balance of the amount advanced for meeting claim of Bombay Port Trust for refund of excess amount of General Tax pending recoupment within three years as sanctioned by the Corporation.
	66,38,617	69,67,963	
Total	Rs. 70,37,255	73,91,273	

DEPOSITS.

APPENDIX No. 14-C.

33. The opening balance on 1st April 1938, stood at Rs. 91,10,640. The credits during the year amounted to Rs. 1,29,75,392 and the debits Rs. 1,58,23,211. The closing balances aggregated Rs. 62,62,821 resulting in a net decrease of Rs. 28,47,819 as compared with the previous year.

The decrease in the closing balance is accounted for by the decrease of Rs. 36,85,000 under E (I) Paper Deposits from contractors, etc. (kept in Office Treasury) due to the securities of the face value of Rs. 42,10,000 released by Government and held in the Office Treasury Account at the close of the year 1937-38 having been issued to the Bank for safe custody during the year under report. This decrease was partly counterbalanced by increases of Rs. 51,114 under A (1) Cash Deposits from contractors, Rs. 3,22,392 under (2) Cash Deposits from tenderers, Rs. 65,432 under B—Cash Deposits from private parties received through departmental officers [Hydraulic Engineer, Rs. 52,573, Assessor and Collector, Rs. 18,012, Health Officer, Rs. 1,717, Estate Agent and Land Manager (Municipal Properties), Rs. 28,168, and other officers, Rs. 53,248 less decrease of Rs. 85,099 from City Engineer and Rs. 3,187, Estate Agent and Land Manager (Improvement Schemes)], Rs. 21,943 under C—Other Cash Deposits, Rs. 1,47,600, under D—Cash Deposits from lessees, Rs. 86,600 under E (2) Paper Deposits from tenderers kept in Office Treasury, Rs. 32,600 under E (4) Securities held under objection, Rs. 1,01,000 under F—Paper Deposits from Municipal employees and contractors lodged with the Imperial Bank of India and Rs. 8,300 under G—Paper Deposits from lessees, etc., lodged with the Imperial Bank of India.

RESERVE STOCK.

34. The opening balance and the receipts of General Stores during the year as per my books were Rs. 2,21,678 and Rs. 7,70,338, respectively, and the issues amounted to Rs. 6,90,748. The closing balance of General Stores was, therefore, Rs. 3,01,268, i.e., more by Rs. 79,590 than the opening balance.

35. The balances of General Serviceable Stores in charge of the Storekeeper are compared below for the last five years:

	Rs.
Balance at the close of 1934-35	2,06,923
1935-36	2,05,198
1936-37	1,61,109
1937-38	2,21,678
1938-39	3,01,268

CAPITAL STORES.

The opening balance of Rs. 1,90,295 together with the receipts of Capital Stores during the year aggregated Rs. 9,02,518 and the issues Rs. 6,60,691 thus resulting in an increase of Rs. 51,532 in the closing balance of Capital Stores, viz., Rs. 2,41,827 as compared with the opening balance.

DEPARTMENTAL STOCK VERIFICATION.

36. The work of departmental stock verification was taken over by the Municipal Chief Auditor from 1st April 1938.

STREET IMPROVEMENTS.

37. The provision made in the Revised Loan Works Budget for meeting claims on account of acquisition of setbacks was Rs. 10,30,300 (excluding Rs. 54,700 earmarked for adding setback lands to the roads); the expenditure being Rs. 9,29,959. This leaves a balance of Rs. 1,00,341 of which Rs. 1,00,000 represents the amount reserved to meet the first instalment for the work of widening the Masjid Bunder Road at its junction with Dongri Street.

After deducting all ascertained time-barred claims, the undischarged commitments upto 31st March 1939 in regard to setbacks already acquired and sanctioned to be acquired amount to Rs. 20,23,000 against which we have a provision of Rs. 11,00,000 (excluding Rs. 1 lakh earmarked for adding setback lands to the roads) in the Budget for 1939-40. In addition to this, further liabilities may be expected on account of further acquisition of setbacks that will be sanctioned during 1939-40.

LEVELLING, METALLING, Etc., PRIVATE STREETS.

38. The expenditure on the improvement of private streets is financed in the first instance from the Plant and Machinery Depreciation Fund pending recovery from the house owners.

The following statement shows the figures of advance sanctioned, expenditure incurred and recoveries made during the last five years—

Year.	Grant (Advance from Plant and Machinery Depreciation Fund).	EXPENDITURE.				Recoveries inclusive of Interest and Supervision Charges.
		Actual Expenditure on Works.	Supervision Charges.	Interest, etc., on Advance.	Total.	
	Rs.	Rs.	Rs.	Rs.	Rs.	Rs.
1934-35	75,000	4,073	7,433	2,734	14,240	47,064
1935-36	50,000	13,341	3,775	1,683	18,799	23,421
1936-37	25,000	15,543	4,114	1,783	21,440	24,864
1937-38	88,560	19,147	2,159	2,033	23,339	14,153
1938-39	1,40,220	70,398	3,568	2,718	76,684	25,616
				Total	1,54,502	1,35,118

The amount outstanding on 1st April 1934 was Rs. 79,260. Adding Rs. 1,54,502 on account of expenditure incurred during the years 1934-35 to 1938-39 and deducting Rs. 1,35,118 recovered during the same period, the amount outstanding at the close of the year 1938-39 comes to Rs. 98,644 as shown in Appendix No. 5.

CONVERSION OF INSANITARY PRIVIES INTO WATER-CLOSETS.

39. The scheme of accelerating the conversion of insanitary basket privies into water-closets by subsidising house-owners was sanctioned under Corporation Resolution No. 2087 of 14th June 1927. The total number of privies in sewered area to be converted was estimated at 33,000 against which the actual number converted upto 31st March 1939, is 24,843 as shown in the following statement:—

	NUMBER OF PRIVIES CONVERTED.						Total.	
	At Rs. 100 per seat (up to 30-9-29).	Amount.	At Rs. 75 per seat (up to 30-4-31).	Amount.	At Rs. 50 per seat (up to 30-11-31).	Amount.	Number Converted.	Amount paid.
		Rs.		Rs.		Rs.		Rs.
Upto 31-3-1938	11,661	11,66,100	10,989	8,24,175	2,190	1,09,500	24,840	20,99,775
Year ending 31-3-1939..	3	300					3	300
	11,664	11,66,400	10,989	8,24,175	2,190	1,09,500	24,843	21,00,075

The number of halalkhores before the commencement of the conversion was 2,021 and on 31st March 1939 the number was reduced to 789. The saving on account of the pay of 1,232 halalkhores amounts to Rs. 3,69,600 per annum, as against the debt charges of Rs. 1,44,286 per annum. It may however be stated that a part of the reduction was due to redistribution of the work.

IMPROVEMENT SCHEMES.

GENERAL ACCOUNT.

40. The total income for the year amounted to Rs. 1,01,31,262 against Rs. 1,02,56,805 for the preceding year showing a decrease of Rs. 1,25,543 due to decreases in (1) Contribution from the Corporation of Rs. 0.11 lakh, (2) Tobacco Duty Receipts of Rs. 2.02 lakhs, (3) Interest and Profit on Investments of Rs. 0.37 lakh and (4) Miscellaneous Receipts of Rs. 0.22 lakh counterbalanced by an increase of Rs. 1.46 lakhs under Land Revenue realizations. A detailed comparison between the Budget Estimates and the Actuals will be found in Appendix No. 23.

Expenditure.

41. The total expenditure for the year aggregated Rs. 99,03,849 as against Rs. 96,88,025 for the preceding year showing an increase of Rs. 2,15,824. This is made up of an increase of Rs. 4.36 lakhs under Maintenance of Properties and Streets counterbalanced by a decrease of Rs. 2.20 lakhs under Debt Charges. The expenditure of Rs. 99.04 lakhs comprises expenditure under Maintenance of Properties and Streets of Rs. 18.16 lakhs (inclusive of Rs. 6.83 lakhs on account of cost of Management and Establishment) and under Debt Charges of Rs. 80.88 lakhs. Appendix No. 24 gives a comparison between the Final sanctioned Grants and the actuals.

42. The net surplus for the year amounts to Rs. 2,27,413 as shown in Appendix No. 22.

LOANS.

43. The loan liabilities at the beginning of the year stood at Rs. 16,71,06,587. No loan was raised during the year.

The repayment of Loans during the year aggregated Rs. 24,32,353 out of which Rs. 4,29,353 were repaid to Government on the basis of equated payments out of Revenue in respect of advances taken from them and Rs. 20,03,000 were repaid to debenture holders (Rs. 2,500 in respect of Rs. 20 lakhs loan due for repayment on 1st November 1936, Rs. 500 in respect of Rs. 30 lakhs loan due for repayment on 1st November 1937 and the whole of the loan of Rs. 20 lakhs due for repayment on 1st November 1938). The Sinking Fund accumulations in respect of the Rs. 20 lakhs loan due 1st November 1938 amounted to Rs. 90,000 only on the date of maturity of the loan and accordingly the amount of Rs. 90,000 was paid out together with the amount of Rs. 2,000 in

November 1937 was repaid out of Surplus balances in the Capital Account. The outstanding loan liabilities at the close of the year thus stood at Rs. 16,46,74,234. Out of this, the amount outstanding on account of Government loans shown in Appendix No. 29 as Rs. 8,77,62,734 requires some explanation as that amount is not really due to Government. Out of the debentures held by Government, debentures are repurchased every year for the purpose of Sinking Fund investments and the debentures thus held on 31st March 1939 amount to Rs. 1,70,00,000. The liability to Government on this account is therefore only Rs. 7,07,62,734.

CAPITAL ACCOUNT.

44. The opening balance on 1st April 1938 was Rs. 64,58,282. During the year under report, receipts on account of sale proceeds of lands and buildings amounted to Rs. 11,36,608. These, together with the surplus of Rs. 2,27,413 transferred from the General Account, brought the total of funds available to Rs. 78,22,303. Against this, the expenditure incurred on works amounted to Rs. 8,68,650. The amount paid towards the repayment of Rs. 20 lakhs loan due 1st November 1936, Rs. 30 lakhs loan due 1st November 1937 and Rs. 20 lakhs loan due 1st November 1938 was Rs. 19,13,000. The unspent balance at the close of the year thus stood at Rs. 50,40,653.

EXPENDITURE ON SCHEMES.

APPENDIX No. 28.

45. The actual expenditure incurred during the year on Schemes amounted to Rs. 8,68,650 (Gross Expenditure Rs. 8,86,469 less credit Rs. 17,819 for sale of stores) as against the Revised Estimates of Rs. 18,39,372 (including Rs. 2,19,077 on account of Cost of Management and Establishment). The total expenditure on schemes upto 31st March 1939, amounted to Rs. 18,61,07,768 of which Rs. 14,65,586 is on account of discount and other charges on loans.

SINKING FUNDS.

46. The state of the Sinking Fund is shown below:—

Amount of Fund at 1st April 1938.	Interest, etc., realizations.	Sinking Fund Instalments.	Less :— Withdrawn for repayment.	Amount of the Fund at 31st March 1939.
Rs.	Rs.	Rs.	Rs.	Rs.
2,24,96,900	10,24,325	6,04,774	90,000	2,40,35,999

From Appendix No. 28 it will be seen that in the books of Accounts the Sinking Fund as on 31st March 1939 amounts to Rs. 2,40,35,999 of which Rs. 2,40,35,778 represents the book value of the securities and Rs. 221 in cash with the Imperial Bank of India. Valuing the Bombay Improvement Trust and Municipal Debentures at par, the market value of the Sinking Fund Investments held on 31st March 1939 comes to Rs. 2,43,31,553 as shown in Appendix No. 30. This together with the amount of interest accrued upto 31st March 1939, viz., Rs. 1,17,591 and cash with the Imperial Bank of India, viz., Rs. 221 brings the total amount of Sinking Fund to Rs. 2,44,49,365 against Rs. 2,12,81,104 the amount to which the Sinking Fund should have accumulated upto 31st March 1939.

LIABILITIES AND ASSETS.

APPENDIX No. 25.

47. The gross capital liabilities of the Improvement Schemes stood at Rs. 16,94,35,204 at the close of the year under report and the assets at Rs. 21,99,45,389 including book value of lands comprised in Schedules 'W' and 'X' resulting in a surplus of Rs. 5,05,10,185, the details whereof are shown in Appendix No. 25.

GENERAL REMARKS.

(000 omitted).

48. In the Budget Estimates for the year the total income was estimated at Rs. 3,31,71 and the total expenditure at Rs. 3,39,82, the budget deficit being Rs. 8,11. The actuals of income and expenditure amounted to Rs. 3,47,67 and Rs. 3,34,84 respectively, the working for the year resulting in a surplus of Rs. 12,83. The year under report therefore proved more satisfactory than what was anticipated in the budget owing to the increase in income of Rs. 15,96 and the decrease in expenditure of Rs. 4,98. On scrutinising the details of income

it will be seen that there are aggregate increases in income of Rs. 22,51 counterbalanced by decreases amounting to Rs. 6,55 thus giving a net increase of Rs. 15,96. The increases are made up of Rs. 7,97 from the General Tax, Rs. 1,52 under Town Duties, Rs. 4,59 under Water Works, Rs. 1,31 under Primary Education, Rs. 1,64 under Street Cleansing and Conservancy, Rs. 1,35 under Roads, Drains and Sewers, Rs. 88 under Buildings, Land Acquisition and Management, Rs. 70 under Licensing, Rs. 1,18 under Markets and Rs. 1,37 under Miscellaneous heads. In the increase under General Tax, Rs. 1,96 are from the tax from the Public and Rs. 5,42 from the two Railways including arrears for previous years due to a dispute in the valuation of Railway Properties. The increases under Town Duties, Water Works, Conservancy, Licensing and Markets are no doubt satisfactory. The increase under Education is due to the cut of 8 per cent. in the grant from Government for Primary Education having been discontinued. The increase under Roads, drains and Sewers is mainly due to the increase in Wheel Tax as the figures of Wheel Tax are gross instead of net, the rebate allowed on account of Compounded Wheel Tax having been shown on the expenditure side. The chief items of decreases in income aggregating Rs. 6,55 consist of a decrease of Rs. 2,32 in the grant-in-aid from Government on account of Tobacco Duty, Rs. 1,25 under Contributions from Capital Funds to revenue on account of loan works staff due to decreased expenditure on loan works and Rs. 2,98 under Extraordinary Receipts owing to excess interest in respect of Sinking Fund investments not having been transferred to revenue owing to legal difficulty and to the amount in the Net Premia Fund not being available for transfer as estimated in the Budget. The complaints against the revised valuation of the properties belonging to the B. B. and C. I. Railway for the years 1932-33 and 1933-34 are yet to be settled and the matter is under investigation. Government have claimed exemption in respect of the properties belonging to them and occupied for Medical and Educational purposes and the question of referring the case to the High Court for its opinion is awaiting the approval of the Government.

As regards expenditure it is gratifying to note that there was a decrease of Rs. 4,98 in expenditure as compared with the Budget Estimates. The expenditure for the year is however more by Rs. 7,36 than that of the preceding year. The main increases are:—Rs. 46 under General Superintendence, Rs. 1,24 under Water Works, Rs. 1,46 under Education, Primary, Rs. 73 under Medical Relief and Education, Rs. 1,60 under Roads, Drains and Sewers, Rs. 46 under Mechanical, Rs. 41 under Buildings, Land Acquisition and Management and Rs. 43 under Provident Fund, Pensions, etc.

The question of increasing the salaries of the menial staff and of giving them additional benefits is now under the consideration of a Special Committee of the Corporation. Additional funds are also required for the introduction of free and compulsory education in A, B, C, D and E wards, for the extension of Medical Relief by increasing the number of beds in the K. E. M. Hospital, Tuberculosis Hospital and Maternity Homes and for Debt Charges in view of our heavy loan works programme.

Our financial position will receive a set back owing to the discontinuance of the grant-in-aid of Tobacco Duty, Rs. 2,73, Liquor Licenses, Rs. 1,44 and to the decrease in Town Duty on account of duty levied on Wines, Spirits and Beer. Our liabilities are increasing and it will be difficult to maintain the present standard of administration unless steps are taken in time for improving our resources. The question of amending the Town Duty Schedule is now under the consideration of the Government and will have to be expedited.

It is satisfactory to note that the Surplus Cash Balance has increased from Rs. 22,87 to Rs. 31,84.

As regards the Improvement Schemes, the total income for the year amounted to Rs. 1,01,31 against Rs. 1,02,57 for the preceding year, showing a decrease of Rs. 1,26 mainly on account of less receipts of Tobacco Duty and the total expenditure aggregated Rs. 99,04 against Rs. 96,88 for the preceding year showing an increase of Rs. 2,16 which is made up of an increase of Rs. 4,36 under Maintenance of Properties and Streets partly set off by decrease of Rs. 2,20 under Debt Charges.

I have the honour to be,

Sir,

Your most obedient servant,

V. V. SHALIGRAM,

Chief Accountant.

APPENDICES

MUNICIPAL ACCOUNT.

- No. 1.—General Financial Statistics.
- No. 2.—Statement of Surplus Revenue Fund for 1938-39.
- No. 3.—Statement showing the Income realised during 1938-39 as compared with estimates for the year as also with the actuals for the preceding year.
- No. 4.—Statement showing the expenditure during 1938-39 as compared with the Final sanctioned grants.
- No. 5.—Balance Sheet (Revenue) as at 31st March 1939.
- No. 6.—Statement of Special Funds for 1938-39.
- No. 7.—Balance Sheet (Capital Funds) as at 31st March 1939.
- No. 8.—Block Account, showing details of Capital Expenditure upto 31st March 1939.
- No. 9.—Statement showing (1) the total amount of Municipal loans raised, (2) the expenditure incurred there against and (3) the invested balance of the loans on 31st March 1939.
- No. 10.—Statement showing the actual investment on account of the Sinking Fund of different Municipal Loans upto 31st March 1939 compared with the amounts which should have accumulated upto that date on the basis of the fixed instalments and the sums set aside as Sinking Fund as at 31st March 1939.
- No. 11.—Statement showing outstanding loans due by the Municipality, the interest outstanding on 1st April 1938 on the different loans, the amount payable for the year 1938-39, the amount paid by the Imperial Bank of India and in office during that year and the balances outstanding on 31st March 1939.
- No. 12.—Water Works, Income and Expenditure Account, including statement of income realizations for 1938-39 and preceding 5 years from Water supply through meters.
- No. 12A.—Water Works Assets and Liabilities.
- No. 13.—Markets and Slaughter Houses, Income and Expenditure Account for 1938-39.
- No. 14.—Municipal Printing Press, Income and Expenditure for the year 1938-39.
- No. 14A.—Statement of Advance Accounts for 1938-39.
- No. 14B.—Statement of Advance Accounts out of Special Funds for 1938-39.
- No. 14C.—Statement of Deposit Accounts for 1938-39.
- No. 14D.—Statement of Reserve Stores Stock Accounts for 1938-39.
- No. 14E.—Statement of interest accrued but not paid in respect of the Municipal loans outstanding on 31st March 1939.
- No. 15.—Statement of amounts of receipts and expenditure respectively credited and debited to the Municipal Fund during the year 1938-39 and the balance at the credit of the fund at the close of the year 1938-39 (i.e., 31st March 1939).
- No. 16.—Comparison of Face, Purchase and Market values at 31st March 1939 of the different securities held in the Special Funds.
- No. 16A.—Comparison of Face, Purchase and Market values at 31st March 1939 of the different securities held in the Sinking Funds.
- No. 16B.—Statement showing the amount of and the object for which the donations held under Public Monuments Maintenance Fund are received from different parties upto 31st March 1939.
- No. 16C.—Statement showing the amounts of and the object for which the endowments held under Endowments Fund were received from different parties upto 31st March 1939.
- No. 17.—Statement of Town Duties collected and refunds allowed in 1938-39.
- No. 18.—Statement of the Income of the Bombay Municipality from 1865 to the close of the financial year 1938-39.
- No. 19.—Statement of the Expenditure of the Bombay Municipality from 1865 to the close of the financial year 1938-39.
- No. 20.—Contrasted statement of Income and Expenditure from the year 1865 to the financial year 1938-39.

IMPROVEMENT SCHEMES ACCOUNT.

- No. 21.—General Financial Statistics.
- No. 22.—General Account for the year 1938-39.
- No. 23.—General Account for 1938-39—Details of Income.
- No. 24.—General Account for 1938-39—Details of Expenditure.
- No. 25.—Balance Sheet (Capital Account) as at 31st March 1939.
- No. 26.—Block Account showing Capital Expenditure upto 31st March 1939.
- No. 27.—Statement showing scheduled lands as specified in the Schedules W to Z annexed to Act XIII of 1933.
- No. 28.—Statement showing the actual investments on account of the Sinking Fund of different Improvement Trust Loans upto 31st March 1939 compared with the amounts which should have accumulated upto that date on the basis of the fixed instalments and the sums set aside as Sinking Fund, as at 31st March 1939.
- No. 29.—Statement showing outstanding loans of the Bombay Improvement Trust due by the Municipality, the interest outstanding on 1st April 1938 on the different loans, the amount payable for the year 1938-39, the amount paid during that year and the balances outstanding on 31st March 1939.
- No. 30.—Comparison of Face, Purchase and Market values at 31st March 1939 of the different securities held in the Sinking Fund.

Appendix No. 1.

General Financial Statistics.

	1934-35.	1935-36.	1936-37.	1937-38.	1938-39.
<i>General.</i>					
1. Area of the City (acres).	15,714	15,714	15,714	15,714	15,714
2. Population	1,161,383	1,161,383	1,161,383	1,161,383	1,161,383
<i>Rates and Assessments.</i>					
3. Rateable value .. Rs.	13,08,88,611	13,24,96,000	13,31,56,299	13,62,69,866	13,48,69,247
4. Rateable value per head of population	Rs. 112-11-2	Rs. 114-1-4	Rs. 114-10-5	Rs. 117-5-4	Rs. 116-2-0
5. Properties registered in the Assessment Book	48,241	47,641	48,164	48,207	48,271
<i>Income.</i>					
	Rs.	Rs.	Rs.	Rs.	Rs.
	@12 per cent.	@ 12 per cent.	@11 per cent.	@11 per cent.	@11 per cent.
6. General Tax ..	1,33,68,984	1,28,88,990	1,26,18,595	1,25,73,930	1,36,06,715
7. Income from other sources	1,85,64,122	1,94,87,463	1,94,39,634	2,04,42,488	2,11,60,560
Total Income. Rs.	3,19,33,106	3,23,76,453	3,20,58,229	3,30,16,418	3,47,67,275
8. Incidence of Taxation per head	Rs. 22-14-10	Rs. 22-11-6	Rs. 22-15-4	Rs. 23-10-8	Rs. 25-0-6
<i>Loans.</i>					
	Rs.	Rs.	Rs.	Rs.	Rs.
9. Debt outstanding	16,65,35,519	15,90,09,000	15,65,25,478	15,62,24,501	15,68,65,159
10. Redemption and Sinking Funds in hand or invested	3,03,30,619	2,65,62,095	2,74,05,128	3,01,53,328	3,18,38,689
11. Net Loan Debt.	13,62,04,900	13,24,46,905	12,91,20,350	12,60,71,173	12,50,26,470
12. Net Debt per head of population	Rs. 117-4-5	Rs. 114-0-8	Rs. 111-2-10	Rs. 108-8-10	Rs. 107-10-5
<i>Expenditure.</i>					
	Rs.	Rs.	Rs.	Rs.	Rs.
13. Primary Education	31,54,141	31,65,469	33,46,190	34,52,216	35,78,572
14. Medical Relief and Education	16,48,685	16,85,887	17,96,733	19,15,745	19,51,873
15. Water Works.					
Maintenance	10,91,600	9,78,339	10,57,973	11,59,651	12,68,091
Debt Charges	55,37,026	53,19,248	52,19,038	52,17,360	52,32,737
16. Other City services	1,31,30,690	1,33,24,388	1,37,83,371	1,41,73,764	1,44,97,716
17. Debt Charges—excluding Water Works	70,56,917	68,24,208	67,26,184	68,29,448	69,55,361
Total Expenditure Rs.	3,16,19,059	3,12,97,539	3,19,29,489	3,27,48,184	3,34,84,350

V. V. SHALIGRAM,
Chief Accountant.

M. D. BHAT,
Municipal Commissioner.

Appendix No. 4.

Revenue Account for the year ended 31st March 1939.

Particulars.		Total.	Particulars.		Total.
		Rs. a. p.			Rs. a. p.
To Revenue Expenditure as per Appendix No. 4	3,34,84,349 14 8	By Revenue Receipts as per Appendix No. 3	3,47,67,274 11 10
Balance being Surplus for the year	12,82,924 13 2			
		3,47,67,274 11 10			3,47,67,274 11 10
Contribution towards Improvement Schemes during 1939-40	24,74,004 0 0		Surplus Revenue Fund as at 1st April 1938.		52,39,210 14 9
Revenue Expenditure to be incurred in 1939-40 and provided for as renewed grants	5,32,700 0 0		Surplus for the year		12,82,924 13 2
		30,06,704 0 0	Revenue of previous year renewed for payment of contribution towards Improvement Schemes during 1938-39	22,86,302 8 10	
Balance being Surplus Revenue Fund as at 31st March 1939 as per Appendix No. 5		62,11,334 4 9	Revenue of previous years reserved for the year 1938-39	4,09,600 0 0	
		92,18,038 4 9			26,95,902 8 10
					92,18,038 4 9

V. V. SHALIGRAM,
Chief Accountant.

M. D. BHAT,
Municipal Commissioner.

Statement showing the Net Receipts during the Financial Year 1938-39 from all sources as

Actuals for 1937-38.	PARTICULARS.	Details of Actuals.	Actuals for 1938-39.	Budget Estimate for 1938-39.
1	2	3	4	5
Rs. a. p.		Rs. a. p.	Rs. a. p.	Rs. a. p.
	1.—General Tax, Indirect Taxation and Miscellaneous Revenue.			
	A—General Tax at 11 per cent.—			
1,01,51,242 13 10	(1) From the Public	1,05,96,472 13 9		1,04,00,000 0 0
4,08,269 5 0	(2) " Government	4,17,463 13 7		3,91,100 0 0
8,88,822 0 0	(3) " Port Trust	7,22,240 14 0		7,23,140 0 0
2,02,794 15 0	(4) For Improvement Schemes Properties	1,99,557 11 0		2,02,300 0 0
7,68,298 12 0	(5) From Mills	7,20,027 15 0		6,83,700 0 0
1,50,678 6 0	(6) " G. I. P. Railway	6,76,208 3 0		2,73,100 0 0
3,824 6 0	(7) " B. B. & C. I. Railway	2,74,743 14 0		1,36,500 0 0
1,25,73,930 9 10			1,36,06,715 4 4	1,28,09,840 0 0
	B—Town Duties—			
9,85,918 11 7	(1) Through Port Trust	11,23,784 2 10		9,50,000 0 0
11,66,735 2 4	(2) " G. I. P. Railway	11,31,441 6 1		12,00,000 0 0
2,52,813 15 9	(3) " B. B. & C. I. Railway	2,82,828 13 2		3,00,000 0 0
24,05,467 18 8			(a) 25,38,054 6 1	24,50,000 0 0
10,96,466 8 0	Deduct—Refunds and Commission charges		(b) 9,85,793 3 0	10,50,000 0 0
13,09,001 5 8			15,52,261 3 1	14,00,000 0 0
	C—Licenses—			
5,110 6 3	Land, Conveyance, Music Licenses (issued by the Commissioner of Police)		2,960 3 0	3,500 0 0
1,43,750 0 0	D—Liquor Licenses—Commutated payment from Government (Act V of 1878)		1,43,750 0 0	1,43,750 0 0
4,14,250 0 0	E—Tobacco Duty—1/4th of Net receipts from Government (Act IV of 1857 as amended by Act I of 1932)		1,58,970 0 0	3,91,000 0 0
2,10,387 5 0	F—Interest and Profit on Investments of Surplus Loan and other Balances		2,26,660 2 10	1,89,300 0 0
73,443 7 0	G—Interest and Profit on Plant and Machinery Depreciation Fund		75,272 8 10	75,000 0 0
	H—Miscellaneous—			
4,832 12 0	(1) Contribution from Municipal servants towards Pensions, etc., Fund	4,462 10 0		4,500 0 0
1,25,243 0 9	(2) Fines for offences against the Law	1,15,885 6 4		1,00,000 0 0
16,445 1 9	(3) Sale proceeds of unserviceable Tools and Plant	1,782 8 6		13,000 0 0
25,828 6 9	(4) Miscellaneous receipts	19,098 0 5		3,000 0 0
16,136 13 9	(5) Miscellaneous fees	19,562 2 3		15,000 0 0
99,371 0 5	(6) Rent of buildings and lands	84,606 10 7		73,000 0 0
2,87,857 3 5	Total, H—Miscellaneous		2,45,397 6 1	2,08,500 0 0
1,50,17,730 5 2	Carried forward Rs.		1,60,11,986 12 2	1,52,20,890 0 0

(a) These are net receipts after deducting Commission charges amounting to Rs. 78,408-7-11.

No. 3
C O M E.

contrasted with the Actuals for 1937-38, the Original Budget Estimate and the Revised Estimate.

Revised Estimate for 1938-39.	Compared with the Actuals for 1937-38.		Compared with the Original Estimate.		Compared with the Revised Estimate.	
	Increase.	Decrease.	More.	Less.	More.	Less.
Rs. a. p.	Rs. a. p.	Rs. a. p.	Rs. a. p.	Rs. a. p.	Rs. a. p.	Rs. a. p.
1,05,31,300 0 0	4,45,229 15 11	1,96,472 13 9	65,172 13 9
4,17,400 0 0	9,194 8 7	26,363 13 7	63 13 7
7,22,200 0 0	1,66,581 2 0	899 2 0	40 14 0
1,98,600 0 0	3,237 4 0	2,742 5 0	957 11 0
6,83,400 0 0	48,270 13 0	36,327 15 0	36,627 15 0
6,74,000 0 0	5,25,529 13 0	4,03,108 3 0	2,208 3 0
2,73,100 0 0	2,70,919 8 0	1,38,248 14 0	1,643 14 0
1,35,00,000 0 0	12,50,878 18 6	2,18,089 3 0	8,00,516 11 4	3,841 7 0	1,08,715 4 4
9,50,000 0 0	1,37,865 7 3	1,73,784 2 10	1,73,784 2 10
11,75,000 0 0	35,293 12 3	68,558 9 11	43,558 9 11
3,25,000 0 0	30,014 13 5	17,171 2 10	42,171 2 10
24,50,000 0 0	1,87,880 4 8	35,293 12 3	1,73,784 2 10	85,729 12 9	1,73,784 2 10	85,729 12 9
10,50,000 0 0	1,10,673 5 0	64,206 13 0	64,206 13 0
14,00,000 0 0	1,87,880 4 8	Dr. 75,379 8 9	1,73,784 2 10	21,522 15 9	1,73,784 2 10	21,522 15 9
2,960 0 0	2,150 3 3	539 13 0	0 3 0
1,43,750 0 0
2,73,000 0 0	2,55,280 0 0	2,32,030 0 0	1,14,030 0 0
2,00,000 0 0	16,272 13 10	37,360 2 10	28,660 2 10
75,000 0 0	1,829 1 10	272 8 10	272 8 10
4,500 0 0	370 2 0	37 8 0	37 8 0
19,10,000 0 0	9,357 10 5	15,885 8 4	5,885 8 4
4,000 0 0	14,662 9 3	11,217 7 6	2,217 7 6
5,000 0 0	6,730 6 4	16,098 0 5	14,098 0 5
15,000 0 0	3,425 4 6	4,562 2 3	4,562 2 3
68,000 0 0	14,764 5 10	11,606 10 7	16,606 10 7
2,06,500 0 0	13,425 4 6	45,885 1 10	48,152 3 7	11,254 18 6	41,152 3 7	2,254 13 6
1,58,01,210 0 0	14,40,281 6 4	4,46,024 15 4	10,60,085 13 5	2,68,989 1 3	3,48,584 9 5	1,37,807 13 3

Statement showing the Net Receipts during the Financial year 1938-39 from all sources as

Actuals for 1937-38.	PARTICULARS.	Details of Actuals.	Actuals for 1938-39.	Budget Estimate for 1938-39.
Rs. a. p.		Rs. a. p.	Rs. a. p.	Rs. a. p.
1,50,17,730 5 2	Brought over Rs.		1,60,11,986 12 2	1,52,20,890 0 0
	2.—Water Works.			
	Water Tax and other Miscellaneous Water Works Revenue—			
33,63,882 15 4	(1) On Ratable Value	34,97,851 5 0		34,80,000 0 0
38,79,494 3 0	(2) By Measurement per 1,000 gallons	40,04,418 4 3		36,47,000 0 0
67,954 4 0	(3) Rent of Water Meters	66,934 2 0		68,500 0 0
2,02,790 14 0	(4) Compounded Tax	2,14,772 5 0		1,35,000 0 0
6,894 8 0	(5) Rent of Buildings and Lands	6,369 8 0		6,000 0 0
75,21,016 12 4		77,90,345 8 3		73,36,500 0 0
29,364 0 3	(6) Miscellaneous— Miscellaneous Receipts	20,849 9 3		16,000 0 0
75,50,380 12 7			78,11,195 1 6	73,52,500 0 0
	3.—Education, Primary.			
8,06,570 0 0	Contribution from Government		9,15,663 0 0	7,85,000 0 0
	Miscellaneous— Miscellaneous Receipts			
8,06,570 0 0			9,15,663 0 0	7,85,000 0 0
	4.—Education, Secondary.			
436 3 0	Miscellaneous— Miscellaneous Receipts		569 14 0	60 0 0
	5.—Public Health Department.			
	Miscellaneous—			
8,597 15 3	(1) Miscellaneous Receipts	4,220 5 3		2,500 0 0
20,884 10 1	(2) Miscellaneous fees	21,012 3 9		18,500 0 0
59,877 2 0	(3) Rent of Buildings and Lands	59,741 1 0		59,500 0 0
1,087 9 0	(4) Sale of rights	925 0 0		2,000 0 0
90,447 4 4			85,898 10 0	82,500 0 0
	6.—Medical Relief and Education.			
2,800 0 0	A—Interest realised on donations from the Public.		2,800 0 0	2,800 0 0
	B—Miscellaneous—			
756 5 3	(1) Miscellaneous Receipts	633 12 3		500 0 0
3 14 9	(2) Miscellaneous fees	9,054 2 6		3,000 0 0
650 14 0	(3) Rent of Buildings and Lands	853 7 0		800 0 0
1,411 2 0			10,541 5 9	4,300 0 0
1,08,114 8 0	C—Receipts from Gordhādas Sunderdas Medical College		1,14,244 15 0	1,09,000 0 0
4,661 10 0	D—Receipts from King Edward Memorial Hospital.		4,878 2 5	2,500 0 0
9,525 1 0	E—Interest realised on Hospital Fund (for Venereal Ward at King Edward Memorial Hospital)		10,589 8 0	9,000 0 0
585 5 0	F—Interest on K. E. M. Hospital and G. S. Medical College Equipment Fund.		814 10 0	300 0 0
1,27,097 10 0	Total, 6—Medical Relief, etc.		1,43,868 9 2	1,27,900 0 0
2,35,92,662 3 1	Carried forward Rs.		2,49,69,181 14 10	2,35,68,850 0 0

No. 3—continued.

COMPARISON

Contrasted with the Actuals for 1937-38, the Original Budget Estimate and the Revised Estimate.

Revised Estimate for 1938-39.	Compared with the Actuals for 1937-38.		Compared with the Original Estimate.		Compared with the Revised Estimate.	
	Increase.	Decrease.	More.	Less.	More.	Less.
6	7	8	9	10	11	12
Rs. a. p.	Rs. a. p.	Rs. a. p.	Rs. a. p.	Rs. a. p.	Rs. a. p.	Rs. a. p.
1,58,01,210 0 0	14,40,281 6 4	4,46,024 15 4	10,60,085 13 5	2,68,989 1 3	3,48,584 9 5	1,37,807 13 3
35,21,000 0 0	1,33,968 5 8	17,851 5 0	23,148 11 0
38,19,900 0 0	1,24,924 1 3	3,57,418 4 3	1,84,518 4 3
68,500 0 0	1,020 2 0	1,565 14 0	1,565 14 0
2,08,000 0 0	11,981 7 0	79,772 5 0	6,772 5 0
6,000 0 0	525 0 0	369 8 0	369 8 0
76,23,400 0 0	2,70,873 13 11	1,545 2 0	4,55,411 6 3	1,565 14 0	1,91,660 1 3	24,714 9 0
16,000 0 0	8,514 7 0	4,849 9 3	4,849 9 3
76,39,400 0 0	2,70,873 13 11	10,059 9 0	4,60,260 15 6	1,565 14 0	1,96,509 10 6	24,714 9 0
8,95,000 0 0	1,09,093 0 0	1,30,663 0 0	20,663 0 0
8,95,000 0 0	1,09,093 0 0	1,30,663 0 0	20,663 0 0
350 0 0	133 11 0	509 14 0	219 14 0
2,500 0 0	4,377 10 0	1,720 5 3	1,720 5 3
19,500 0 0	127 9 8	136 1 0	2,512 3 9	1,512 3 9
59,500 0 0	162 9 0	241 1 0	241 1 0
1,000 0 0	1,075 0 0	75 0 0
82,500 0 0	127 9 8	4,676 4 0	4,473 10 0	1,075 0 0	3,473 10 0	75 0 0
2,800 0 0
500 0 0	122 9 0	133 12 3	133 12 3
5,000 0 0	9,050 3 9	6,054 2 6	4,054 2 6
800 0 0	202 9 0	53 7 0	53 7 0
6,300 0 0	9,252 12 9	122 9 0	6,241 5 9	4,241 5 9
1,14,000 0 0	6,130 7 0	5,244 15 0	244 15 0
4,500 0 0	218 8 5	2,378 2 5	378 2 5
10,000 0 0	1,084 27 0	1,589 8 0	589 8 0
650 0 0	229 5 0	514 10 0	164 10 0
1,38,250 0 0	16,893 8 2	122 9 0	15,968 9 2	5,618 9 2
2,45,56,710 0 0	18,37,403 1 1	4,60,883 5 4	16,71,961 14 1	2,71,629 15 3	5,75,069 5 1	1,62,597 6 3

Statement showing the Net Receipts during the Financial year 1938-39 from all sources as

Actuals for 1937-38.	PARTICULARS.	Details of Actuals	Actuals for 1938-39.	Budget Estimate for 1938-39.
1	2	3	4	5
Rs. a. p.		Rs. a. p.	Rs. a. p.	Rs. a. p.
2,35,92,662 3 1	Brought over Rs.		2,49,69,181 14 10	2,35,68,850 0 0
	7.—Street Cleansing and Conservancy, Road Watering and Halalkhore Service.			
	A—Halalkhore Tax—			
32,04,314 8 4	(1) On Rateable value	34,87,678 9 0		33,15,000 0 0
1,34,790 5 0	(2) For special service	1,38,812 15 0		1,33,900 0 0
33,39,104 13 4			36,26,491 8 0	34,48,900 0 0
	B—Miscellaneous—			
44,044 19 0	(1) Sale of Rights	31,745 4 0		43,000 0 0
4,308 10 7	(2) Miscellaneous Receipts	2,702 2 0		4,500 0 0
19,956 10 4	(3) Miscellaneous Fees	20,062 2 0		20,500 0 0
66,101 7 0	(4) Rent of Buildings and Lands	56,418 10 0		66,000 0 0
1,34,411 8 11			1,20,928 2 0	1,34,000 0 0
34,73,516 6 3			37,47,419 10 0	35,82,900 0 0
	8.—Roads, Drains and Sewers.			
	A—Wheel Tax and Government contribution in lieu of Tolls—			
9,01,807 13 7	(1) Private conveyances	9,65,029 12 3		8,80,000 0 0
5,02,272 0 0	(2) Public conveyances	3,79,632 9 0		3,56,000 0 0
25,000 0 0	(3) Contribution from Government in lieu of Tolls	25,000 0 0		25,000 0 0
14,29,079 13 7			13,69,662 5 3	12,61,000 0 0
	B—Ground Rent—			
66,901 2 0	(1) From Tramway Co.	66,901 2 0		67,000 0 0
1,09,512 0 0	(2) „ Telephone Co.	33,500 0 0		67,000 0 0
23,777 4 9	(3) „ Private Parties	21,246 15 3		25,000 0 0
1,91,190 6 9			1,21,648 1 3	1,59,000 0 0
	C—Miscellaneous—			
1,01,404 13 7	(1) Miscellaneous receipts	1,13,263 0 8		75,000 0 0
77,862 15 0	(2) Miscellaneous fees	84,159 11 0		60,000 0 0
30,239 2 1	(3) Rent of Buildings and Lands	31,067 7 9		30,000 0 0
2,09,506 14 8			2,28,490 3 5	1,65,000 0 0
1,796 13 0	D—Interest realised on donations		1,796 12 0	1,700 0 0
18,31,574 0 0	Total, 8—Roads, Drains and Sewers		17,21,597 5 11	15,86,700 0 0
	9.—Mechanical.			
	Miscellaneous—			
44,281 8 5	Miscellaneous receipts		35,552 4 6	30,000 0 0
2,89,42,034 1 9	Carried forward Rs.		3,04,73,751 3 3	2,87,68,450 0 0

No. 3—continued.

COME

contrasted with the Actuals for 1937-38, the Original Budget Estimate and the Revised Estimate.

Revised Estimate for 1938-39.	Compared with the Actuals for 1937-38.		Compared with the Original Estimate.		Compared with the Revised Estimate.	
	Increase.	Decrease.	More.	Less.	More.	Less.
Rs. a. p.	Rs. a. p.	Rs. a. p.	Rs. a. p.	Rs. a. p.	Rs. a. p.	Rs. a. p.
2,45,56,710 0 0	18,37,403 1 1	4,60,883 5 4	16,71,961 14 1	2,71,629 16 3	5,75,069 5 1	1,62,597 6 3
35,05,000 0 0	2,83,364 0 8		1,72,678 9 0			17,321 7 0
1,35,000 0 0	4,022 10 0		4,912 15 0		3,812 15 0	
36,40,000 0 0	2,87,386 10 8		1,77,591 8 0		3,812 15 0	17,321 7 0
43,000 0 0		12,299 29 0		11,254 12 0		11,254 12 0
4,500 0 0		1,606 8 2		1,797 14 0		1,797 14 0
20,500 0 0	105 7 8			437 14 0		437 14 0
66,000 0 0	317 3 0		418 10 0		418 10 0	
1,34,000 0 0	422 10 8	13,906 1 7	13,418 10 0	13,490 8 0	418 10 0	18,490 8 0
37,74,000 0 0	2,87,808 0 4	13,906 1 7	1,78,010 2 0	13,490 8 0	4,231 9 0	30,611 15 0
9,25,000 0 0	63,221 14 8		85,029 12 3		40,029 12 3	
3,56,000 0 0		1,22,639 7 0	23,632 9 0		23,632 9 0	
25,000 0 0						
13,06,000 0 0	63,221 14 8	1,22,639 7 0	1,08,662 5 3		66,662 5 3	
67,000 0 0		67,012 0 0		33,500 0 0		33,500 0 0
20,000 0 0		2,530 5 6		3,753 0 9	1,246 15 3	
1,54,000 0 0		69,542 15 6		37,951 14 9	1,246 15 3	33,598 14 0
75,000 0 0	11,858 3 1		38,263 0 8		38,263 0 8	
70,000 0 0	6,298 12 0		24,159 11 0		14,159 11 0	
30,000 0 0	828 5 8		1,067 7 9		1,067 7 9	
1,75,000 0 0	16,983 4 9		63,490 8 5		63,490 8 5	
1,700 0 0		0 1 0	96 12 0		96 12 0	
16,36,700 0 0	82,205 3 5	1,92,181 13 6	1,72,249 4 8	37,351 14 9	1,18,496 3 11	33,598 14 0
30,000 0 0		8,729 3 11	5,552 4 6		5,552 4 6	
2,99,97,410 0 0	22,07,417 9 10	6,75,706 8 4	20,27,775 9 3	3,22,472 6 0	7,03,349 6 6	2,27,008 3 3

Statement showing the Net Receipts during the Financial year 1938-39 from all sources (as)

Actuals for 1937-38.	Particulars	Details of Actuals.	Actuals for 1938-39.	Budget Estimate for 1938-39.
1	2	3	4	5
Rs. a. p.		Rs. a. p.	Rs. a. p.	Rs. a. p.
2,89,42,034 1 9	Brought over Rs.		3,04,73,751 3 3	2,87,68,450 0 0
	10.—Buildings, Land Acquisition and Management.			
10,00,000 0 0	A—Sale proceeds of Surplus Land	10,00,000 0 0		10,00,000 0 0
1,21,463 11 9	B—Rent of Buildings	81,901 15 10		1,10,000 0 0
1,84,074 2 11	C—Ground Rents	2,01,347 6 1		2,00,000 0 0
25,471 9 1	D—Miscellaneous—			
2,24,173 8 10	(1) Sale of Rights and Miscellaneous Receipts	18,409 12 4		20,000 0 0
Dr. 18 14 0	(2) Miscellaneous fees	2,66,773 13 9		1,50,000 0 0
	(3) Rent of Buildings and Lands
15,55,164 2 6			15,68,423 20 1 0	14,80,000 0 0
	11.—Fire Brigade.			
4,63,738 1 0	A—Fire Tax at $\frac{1}{4}$ per cent.—			
18,524 11 0	(1) From the Public	4,82,097 6 0		4,72,600 0 0
40,401 0 0	(2) ,, Government	18,975 9 0		17,700 0 0
8,451 1 0	(3) ,, Port Trust	32,829 2 0		32,860 0 0
34,170 10 0	(4) For Improvement Schemes Properties	9,072 8 0		9,200 0 0
6,849 12 0	(5) From Mills	32,829 15 0		31,000 0 0
178 14 0	(6) ,, G. I. P. Rly.	30,426 13 0		12,400 0 0
	(7) ,, B. B. & G. I. Rly.	12,576 14 0		6,200 0 0
5,72,309 1 0			6,18,807 9 0	5,81,960 0 0
12,272 2 9	B—Miscellaneous—			
	Miscellaneous Receipts		11,407 8 6	11,000 0 0
5,84,581 3 3			6,30,215 1 6	5,92,960 0 0
	12.—Licensing and Removal of Encroachment on Public Street.			
1,88,454 4 0	A—Licenses for Dangerous and Offensive Trades		2,06,561 15 0	2,00,000 0 0
1,42,406 13 0	B—Removal of encroachment on Public Streets— Licenses for Squatters and Hawkers and fees for Removal of Encroachment		1,56,357 11 0	1,24,000 0 0
209 0 0	C—Miscellaneous—			
75,783 9 5	(1) Miscellaneous Receipts	289 9 0		150 0 0
75,992 9 5	(2) Advertisements	95,359 5 4		65,000 0 0
4,06,853 10 5			95,648 14 4	65,150 0 0
			4,58,568 8 4	3,89,150 0 0
	13.—Gardens and Open Spaces.			
309 1 11	Miscellaneous—			
50,764 0 0	(1) Miscellaneous Receipts	155 12 0		200 0 0
	(2) Rent of Buildings and Lands	50,940 13 0		50,600 0 0
51,073 1 11			51,096 9 0	50,800 0 0
	14.—Markets and Slaughter Houses.			
3,08,734 9 9	Miscellaneous—			
1,44,452 0 0	(1) Stall Rents	3,08,682 6 6		3,05,000 0 0
1,40,000 0 0	(2) Squatters' fees	1,55,336 4 0		1,32,000 0 0
4,55,344 15 9	(3) Fair ground and feeding fees	1,41,300 0 0		1,40,000 0 0
1,30,016 13 0	(4) Slaughter fees	4,76,037 10 0		4,40,000 0 0
25,389 12 0	(5) Miscellaneous Receipts	1,41,770 9 0		1,20,000 0 0
21,752 15 3	(6) Rent of Buildings and Lands	24,236 1 0		24,000 0 0
20,543 5 0	(7) Cold Storage rent	23,977 8 3		20,000 0 0
	(8) Receipts on account of the administration of the Weights and Measures Act	34,377 13 0		7,000 0 0
12,46,234 6 0			13,05,718 3 9	11,88,000 0 0
82,189 13 0	15.—Contribution from Capital Funds to Revenue on account of Loan Works Staff		1,64,061 5 0	2,89,000 0 0
	16.—Extraordinary Receipts.			
1,48,287 14 4	Interest on Net Premia Fund and excess interest on Sinking Fund	1,15,430 13 0		3,10,000 0 0
	Excess accumulation in the Net Premia Fund		1,03,082 0 0
			1,15,430 13 0	4,13,082 0 0
3,30,16,418 5 2	Total Income Rs.		3,47,67,274 11 10	3,31,51,442 0 0

V. V. SHALIGRAM,

Chief Accountant.

No. 3—concluded.

M.P.A.

Contrasted with the Actuals for 1937-38, the Original Budget Estimate and the Revised Estimate.

Revised Estimate for 1938-39	Compared with the Actuals for 1937-38.		Compared with the Original Estimate.		Compared with the Revised Estimate.	
	Increase.	Decrease.	More.	Less.	More.	Less.
	Rs. a. p.	Rs. a. p.	Rs. a. p.	Rs. a. p.	Rs. a. p.	Rs. a. p.
2,99,97,410 0 0	22,07,417 9 10	6,75,700 8 4	20,27,773 9 3	3,22,472 6 0	7,03,349 6 6	2,27,008 3 3
10,00,000 0 0
1,03,000 0 0	89,561 11 10	28,098 0 2	21,098 0 2
2,10,000 0 0	17,273 3 2	1,347 8 1	8,652 9 11
15,000 0 0	7,061 12 9	1,590 3 8	3,409 12 4
2,18,000 0 0	42,600 4 11	Dr. 18 14 0	1,16,773 13 9	53,773 13 9
15,41,000 0 0	59,873 8 1	46,804 10 7	1,18,121 3 10	29,688 3 10	57,183 10 1	29,750 10 1
4,78,700 0 0	18,359 5 0	9,497 6 0	3,397 6 0
18,000 0 0	450 14 0	1,275 9 0	24 7 0
32,800 0 0	7,571 14 0	30 14 0	29 2 0
9,000 0 0	621 7 0	127 8 0	72 8 0
31,100 0 0	1,340 11 0	1,829 15 0	1,729 15 0
30,600 0 0	23,577 1 0	18,026 13 0	173 3 0
12,400 0 0	12,492 6 0	6,376 4 0	176 4 0
6,13,600 0 0	55,414 1 0	8,912 9 6	37,005 15 0	158 6 0	5,405 3 0	197 10 0
11,000 0 0	864 9 9	407 8 6	407 8 6
6,24,600 0 0	55,411 1 0	9,777 2 9	37,413 7 0	158 6 0	5,812 11 6	197 10 0
1,90,000 0 0	18,107 11 0	6,561 15 0	16,561 15 0
1,35,000 0 0	13,950 14 0	32,357 11 0	21,357 11 0
150 0 0	80 9 0	139 9 0	139 9 0
65,000 0 0	19,575 11 11	30,359 5 4	10,359 5 4
85,150 0 0	19,656 4 11	30,498 14 4	10,498 14 4
4,10,150 0 0	51,714 13 11	69,418 8 4	48,418 8 4
100 0 0	153 5 11	44 4 0	55 12 0
50,700 0 0	79,176 13 0	340 13 0	240 13 0
50,800 0 0	176 13 0	153 5 11	340 13 0	44 4 0	286 9 0
3,09,000 0 0	52 3 3	3,682 6 6	317 9 6
1,40,000 0 0	10,884 4 0	23,336 4 0	15,336 4 0
1,40,000 0 0	1,300 0 0	1,300 0 0	1,300 0 0
4,50,000 0 0	20,692 11 0	36,037 10 0	26,037 10 0
1,25,000 0 0	14,753 12 0	21,770 9 0	16,770 9 0
24,000 0 0	1,153 11 0	236 1 0	236 1 0
20,000 0 0	2,224 9 0	3,977 8 3	3,977 8 3
25,000 0 0	13,834 8 0	27,377 12 0	9,377 18 0
12,33,000 0 0	60,689 12 0	3,205 14 3	1,17,718 3 9	73,035 12 2	317 9 6
2,68,000 0 0	81,871 8 0	1,24,938 11 0	1,03,938 11 0
1,20,000 0 0	32,867 1 4	1,94,569 3 0	4,569 3 0
1,03,000 0 0	1,03,082 0 0	1,03,000 0 0
2,23,000 0 0	32,867 1 4	2,97,651 3 0	1,07,569 3 0
3,43,47,960 0 0	25,17,155 1 10	7,66,298 11 2	23,70,785 13 8	7,74,953 1 10	8,88,096 10 8	4,68,781 14 10

M. D. BHAT,
Municipal Commissioner.

Statement showing the Actuals as compared with the Final

Actuals for 1937-38.	PARTICULARS.	Details of Actuals.	Actuals for 1938-39.	Final Grants sanctioned for Expenditure during 1938-39.
1	2	3	4	5
Rs. a. p.		Rs. a. p.	Rs. a. p.	Rs. a. p.
	I.—General Supervision, Collection of Revenue, etc.			
	A—General Superintendence—			
1,20,574 11 6	(a) Corporation and Standing Committee	1,15,083 15 3		1,20,528 10 0
	(a) Chief Auditor's Establishment	51,714 9 3		52,539 0 0
1,20,037 2 4	(b) Municipal Commissioner's Personal and General Office	1,34,424 4 3		1,38,201 0 0
2,31,199 3 6	(c) Audit and Accounts	2,20,995 2 9		2,42,748 0 0
4,71,811 1 4			5,22,217 15 6	5,54,016 0 0
	B—Collection of Revenue—			
4,93,874 8 0	(a) Property and Wheel Tax Establishment	5,23,950 15 1		5,32,221 0 0
7,977 0 0	(b) Town Duty Collections	6,663 11 0		7,612 0 0
1,26,740 9 4	(c) Town Duty Refund Branch	1,27,436 12 8		1,31,642 0 0
6,28,592 1 4			6,58,051 6 9	6,71,475 0 0
27,481 7 2	C—Upkeep of Municipal Head Office		34,595 4 7	42,572 0 0
73,772 8 6	D—General Stores		74,449 12 0	77,263 0 0
1,21,074 7 10	E—Miscellaneous Charges		92,847 9 10	1,43,050 7 0
1,27,149 3 9	F—Election Expenses		1,34,741 4 10	3,11,225 0 0
33,586 13 6	New Works		913 7 0	1,044 0 0
	Debt Charges		40,884 10 6	43,968 0 0
14,83,467 11 5			15,58,701 7 0	18,44,613 7 0
	Deduct—Proportionate share debitable to Water Works, Fire Brigade, Markets and Improvement Schemes Account		4,02,408 12 0	4,45,504 0 0
3,72,925 9 0				
11,10,542 2 5			11,56,292 11 0	13,99,109 7 0
	II.—Water Works.			
4,80,710 1 9	A—Establishment and Labour	4,88,148 0 2		4,96,775 0 0
1,80,720 1 1	B—Repairs and Maintenance	2,20,250 11 6		2,34,252 0 0
28,276 8 0	C—Meters	32,106 4 6		32,390 0 0
1,26,082 3 3	D—Miscellaneous	1,51,718 9 6		1,54,260 0 0
913 0 0	E—Depreciation	913 0 0		913 0 0
77,024 12 0	Provident Fund and Pension, etc., charges	98,342 12 0		1,03,765 0 0
2,50,823 7 0	Proportion of General Supervision and Collection of Revenue	2,64,656 2 0		2,86,410 0 0
15,100 11 0	New Works	11,955 14 2		17,456 0 0
52,17,360 1 0	Debt Charges	52,32,736 9 0		53,08,968 0 0
63,77,010 13 1			65,00,827 14 10	66,35,189 0 0
	III.—Education, Primary.			
34,43,051 10 10	A—Municipal Institutions	35,72,438 6 11		35,98,975 0 0
1,720 0 0	B—Aided Institutions	3,920 0 0		4,520 0 0
7,444 9 0	New Works	2,213 6 0		6,455 0 0
1,39,789 7 0	Debt Charges	1,60,045 3 0		1,67,939 0 0
35,92,005 10 10			37,36,613 15 11	37,77,889 0 0
	IV.—Education, Secondary.			
12,944 8 0	A—Municipal Institutions	13,894 2 6		15,373 0 0
41,400 0 0	B—Aided Institutions	51,775 0 0		51,775 0 0
54,344 8 0			65,669 2 6	67,148 0 0
	V.—Public Health Department.			
5,29,625 1 1	A—General Supervision	5,30,257 1 11		5,40,876 0 0
19,343 13 6	B—Epidemics	20,865 0 3		27,450 0 0
75,281 0 6	C—Vaccination	57,668 8 0		59,686 0 0
1,75,883 11 0	D—Malaria	1,81,111 3 0		1,85,477 0 0
8,00,133 10 1		7,89,901 13 2		8,13,499 0 0
1,11,33,903 2 4	Carried over Rs.		1,14,61,396 12 3	1,18,79,335 7 0

No. 4.
DITURE.

Sanctioned Grants for 1938-39.

Final Grants compared with the Actuals,		
Balance Unexpended.	Amount required to be renewed in 1939-40.	Savings.
6	7	8
Rs. s. p.	Rs. s. p.	Rs. s. p.
5,444 0 9	3,850 0 0	1,594 0 9
824 6 9	170 0 0	654 6 9
3,776 11 9	2,500 0 0	1,276 11 9
21,752 13 3	0 0 0	21,752 13 3
31,798 0 6	6,520 0 0	25,278 0 6
8,270 0 11	3,640 0 0	4,630 0 11
948 5 0	20 0 0	928 5 0
4,205 3 4	200 0 0	4,005 3 4
13,423 9 3	3,860 0 0	9,563 9 3
7,976 11 5	6,100 0 0	1,876 11 5
2,813 4 0	700 0 0	2,113 4 0
50,202 13 2	36,500 0 0	13,702 13 2
1,76,483 11 2	46,376 0 0	1,30,107 11 2
130 9 0	0 0 0	130 9 0
3,083 5 6	664 0 0	2,419 5 6
2,85,912 0 0	1,00,720 0 0	1,85,192 0 0
43,095 4 0	19,400 0 0	23,695 4 0
2,42,816 12 0	81,320 0 0	1,61,496 12 0
8,626 15 10	200 0 0	8,426 15 10
14,001 4 6	11,200 0 0	2,801 4 6
283 11 6	0 0 0	283 11 6
2,541 6 6	540 0 0	2,001 6 6
5,422 4 0	0 0 0	0 0 0
	530 0 0	4,892 4 0
21,753 14 0	13,110 0 0	8,643 14 0
5,500 1 10	1,376 0 0	4,124 1 10
76,231 7 0	62,474 0 0	13,757 7 0
1,34,361 1 2	89,430 0 0	44,931 1 2
26,536 9 1	20,260 0 0	6,276 9 1
600 0 0	0 0 0	600 0 0
4,241 10 0	4,241 0 0	0 10 0
7,893 13 0	3,209 0 0	4,684 13 0
39,272 0 1	27,710 0 0	11,562 0 1
1,488 13 6	910 0 0	578 13 6
1,488 13 6	910 0 0	578 13 6
10,618 14 1	3,000 0 0	7,618 14 1
6,584 15 9	6,584 15 9
2,017 8 0	440 0 0	1,577 8 0
4,365 13 0	210 0 0	4,155 13 0
23,587 2 10	3,650 0 0	19,937 2 10
4,17,938 10 9	1,99,370 0 0	2,18,568 10 9

Appendix
EXPEN

Actuals for 1937-38.	PARTICULARS.	Details of Actuals.	Actuals for 1938-39.	Final Grants sanctioned for Expenditure during 1938-39.
1	2	3	4	5
Rs. a. p.		Rs. a. p.	Rs. a. p.	Rs. a. p.
1,11,33,903 2 4	Brought forward Rs.		1,14,61,396 12 9	1,18,79,335 7 0
	V.—Public Health Department.			
	Brought forward	7,89,901 13 2		8,13,489 0 0
	E—Miscellaneous—			
11,631 2 8	(a) Cemeteries	13,945 13 10		14,676 0 0
25,191 13 3	(b) Laboratory	24,788 2 6		25,420 0 0
50,032 1 7	(c) Mahaluxmi Dhobiwada	49,333 7 7		50,504 0 0
762 7 6	(d) Dharmashalas	455 6 0		540 0 0
5,508 14 9	(e) Destruction of dogs	5,431 8 11		6,985 0 0
93,126 7 9		93,964 8 10		98,125 0 0
	F—Supply of milk to the under-nourished needy children attending Municipal Schools ..			213 0 0
8,606 3 0	New Works	11,217 1 10		14,978 0 0
67,616 6 0	Debt Charges	67,752 12 0		69,848 0 0
9,69,482 10 10			9,62,826 1 10	9,96,653 0 0
	VI.—Medical Relief and Education.			
	A—Hospitals and Dispensaries—			
	(a) Infectious Diseases Hospitals—			
12,000 0 0	I—Establishment	12,000 0 0		12,000 0 0
1,60,922 5 3	II—Arthur Road Hospital for Infectious Diseases	1,80,790 8 6		1,96,895 0 0
58,606 7 6	III—Maratha Hospital for Plague and other Diseases	60,441 10 6		65,325 0 0
2,31,528 12 9		2,53,232 2 6		2,74,220 0 0
94,683 2 6	(b) Maternity Homes	98,773 1 7		1,03,200 0 0
68,214 8 3	(c) Dispensaries for out-patients	72,969 0 7		75,938 0 0
3,94,426 7 6		4,24,974 4 8		4,52,458 0 0
13,663 0 9	B—Medical and Nursing Assistance to Poor People in their Houses	14,782 0 3		15,097 0 0
4,14,500 0 0	C—Statutory Contribution to Government Medical Institutions	4,14,500 0 0		4,14,500 0 0
1,71,245 3 7	D—Grants-in-Aid to Public Medical Institutions, Convalescent Homes, Isolation Asylums, Sanitary Societies, etc.	1,76,283 6 8		1,95,673 0 0
79,921 14 9	E—Anti-tuberculosis League Dispensary	68,856 9 3		71,751 0 0
26,744 9 10	F—League for combating Venereal Diseases	36,152 13 9		40,418 0 0
1,486 8 0	G—Hospital for treatment of cases of Leprosy in Compound of A. L. Asylum	2,484 0 0		3,000 0 0
5,50,095 13 9	H—King Edward VII Memorial Hospital	5,57,967 4 3		5,93,629 0 0
2,56,383 2 1	I—Gordhandas Sunderdas Medical College	2,54,312 6 9		2,68,309 0 0
7,278 11 0	New Works	1,540 6 0		6,532 0 0
3,78,069 0 0	Debt Charges	4,15,491 8 0		4,18,668 0 0
22,93,814 7 3			23,67,364 11 7	24,80,035 0 0
1,43,97,200 4 5	Carried over Rs.		1,47,91,567 9 8	1,53,56,029 7 0

No. 4 continued.

DITURE.

Final Grants compared with the Actuals.		
Balance Unexpended	Amount required to be renewed in 1939-40.	Savings.
6	7	8
Rs. a1 p.	Rs. a1 p.	Rs. a1 p.
4,17,938 10 9	1,99,370 0 0	2,18,568 10 9
23,587 2 10	3,650 0 0	19,937 2 10
730 2 2	10 0 0	720 12 2
631 13 6	0 0 0	631 13 6
1,170 8 5	400 0 0	770 8 5
84 10 0	40 0 0	44 10 0
1,553 7 1	170 0 0	1,383 7 1
4,170 9 2	620 0 0	3,550 9 2
213 0 50	213 0 10
3,760 14 2	3,317 0 0	443 14 2
2,095 4 0	1,393 0 0	702 4 0
33,826 14 2	8,980 0 0	24,846 14 2
.....
16,104 7 6	5,180 0 0	10,924 7 6
4,883 6 0	380 0 0	4,503 6 0
20,987 13 6	5,560 0 0	15,427 13 6
4,426 14 5	240 0 0	4,186 14 5
62,068 15 5	40 0 0	2,028 15 5
27,483 11 4	5,840 0 0	21,643 11 4
314 15 9	314 15 9
.....
19,389 9 4	5,030 0 0	14,359 9 4
2,894 6 9	440 0 0	2,454 6 9
4,265 3 3	1,960 0 0	2,305 3 3
516 0 0	516 0 0
35,641 11 9	17,480 0 0	18,161 11 9
13,996 9 3	8,290 0 0	5,706 9 3
4,991 10 0	4,586 0 0	405 10 0
3,176 8 0	2,394 0 0	782 8 0
1,12,670 4 5	46,020 0 0	66,650 4 5
5,64,435 13 4	2,64,970 0 0	3,10,065 13 4

Actuals for 1937-38.	PARTICULARS.	Details of Actuals.	Actuals for 1938-39.	Final Grants sanctioned for Expenditure during 1938-39.
1	2	3	4	5
Rs. a. p.		Rs. a. p.	Rs. a. p.	Rs. a. p.
1,43,97,200 4 5	Brought forward Rs. ...		1,47,91,587 9 8	1,53,56,023 7 0
	VII.—Street Cleansing and Conservancy, Road Watering and Halalkhore Service.			
	A.—Street Cleansing and Conservancy—			
1,97,520 10 0	(a) Superintendence and Inspection	2,08,035 14 0		2,11,613 0 0
36,992 11 1	(b) Veterinary	38,372 1 2		39,545 0 0
9,26,981 14 10	(c) Street Cleansing and Sanitation—	9,89,925 14 9		10,03,638 0 0
69,152 10 0	(a) Scavenging	71,696 8 0		72,798 0 0
79,765 13 0	(b) Road Scraping	85,306 7 0		87,996 0 0
13,10,413 10 11	(d) Gully Flushing	13,93,336 12 11		14,15,587 0 0
	(e) Removal of Town Refuse to Tardeo for transport to Deonar—			
1,92,666 2 10	1. Bullock Traction	1,91,283 12 9		2,00,910 0 0
1,327 13 0	2. Incineration	1,685 6 0		2,559 0 0
1,12,409 6 9	3. Loading Siding	87,260 6 3		1,08,578 0 0
3,06,403 6 7		2,80,229 9 0		3,12,047 0 0
1,14,102 2 11	(f) Miscellaneous	1,05,289 7 11		1,10,859 0 0
17,30,919 4 5		17,78,855 13 10		18,38,493 0 0
2,07,392 3 6	B—Transport of refuse, etc., to Deonar	2,32,719 10 0		2,41,879 0 0
19,441 9 6	C—Road Watering	14,720 1 6		15,900 0 0
	D.—Halalkhore Service—			
2,39,678 13 4	(a) Cleansing and Sanitation	2,45,310 11 2		2,49,670 0 0
44,197 9 2	(b) Bullock Traction	42,810 15 3		47,611 0 0
68,649 11 3	(c) Miscellaneous	68,665 11 2		92,969 0 0
3,52,526 1 9		3,56,787 5 7		3,90,250 0 0
54,425 8 0	New Works	28,823 3 0		47,792 0 0
4,77,533 3 0	Debt Charges	4,52,783 6 0		4,72,547 0 0
28,42,237 14 2		28,64,689 7 11		30,06,861 0 0
	VIII.—Roads, Drains and Sewers.			
1,43,821 3 3	A—General	1,77,742 8 3		1,92,907 0 0
11,70,746 5 3	B—Maintenance of Roads	11,34,428 2 9		12,37,000 0 0
10,78,760 12 6	C—Public Lighting	11,04,990 1 2		11,44,297 0 0
2,86,361 7 6	D—Cleansing of Drains and Sewers and Street connections	3,36,589 4 8		3,58,960 0 0
1,06,500 0 0	E—Rebate on account of the compounded Wheel Tax	1,05,982 0 0		1,05,982 0 0
27,86,189 12 6		28,59,732 0 10		30,39,146 0 0
21,418 11 0	New Works	22,626 4 0		40,725 0 0
33,81,721 0 0	Debt Charges	34,66,832 12 0		35,83,989 0 0
61,89,329 7 6		63,49,190 0 10		66,63,860 0 0
2,34,28,767 10 1	Carried over Rs. ...		2,40,05,467 2 5	2,50,28,744 7 0

No. 4, continued.

DITURE.

Final Grants compared with the Actuals.								
Balance Unexpended.			Amount required to be renewed in 1939-40.			Savings.		
Rs. a. p.			Rs. a. p.			Rs. a. p.		
5,64,435	13	4	2,54,370	0	0	3,10,065	13	4
3,577	2	0	370	0	0	3,207	2	0
4,172	14	10	40	0	0	1,132	14	10
13,712	1	3	7,500	0	0	6,212	1	3
1,099	8	0	550	0	0	549	8	0
2,688	9	0	50	0	0	2,638	9	0
22,250	3	1	8,510	0	0	13,740	3	1
9,828	3	3	1,080	0	0	8,548	3	3
873	10	0	0	0	0	873	10	0
21,317	9	9	14,630	0	0	6,687	9	9
31,817	7	0	15,710	0	0	16,107	7	0
5,569	8	1	1,000	0	0	4,569	8	1
59,637	2	2	25,220	0	0	34,417	2	2
9,159	6	0	840	0	0	8,319	6	0
1,179	14	6	0	0	0	1,179	14	6
4,359	4	10	100	0	0	4,259	4	10
4,800	0	9	30	0	0	4,770	0	9
24,303	4	10	12,140	0	0	12,163	4	10
33,462	10	5	12,270	0	0	21,192	10	5
18,968	13	0	14,789	0	0	4,179	13	0
19,763	10	0	17,111	0	0	2,652	10	0
1,42,171	8	1	70,230	0	0	71,941	8	1
15,164	7	9	660	0	0	14,504	7	9
1,02,571	13	3	33,090	0	0	69,481	13	3
39,306	14	10	14,050	0	0	25,256	14	10
22,370	11	4	10,060	0	0	12,310	11	4
1,79,413	15	2	57,860	0	0	1,21,553	15	2
18,099	12	0	13,845	0	0	4,254	12	0
1,17,156	4	0	74,295	0	0	42,861	4	0
3,14,669	15	2	1,46,000	0	0	1,68,669	15	2
10,21,277	4	7	4,70,600	0	0	5,50,677	4	7

Appendix
EXPEN

Actuals for 1937-38.	PARTICULARS.	Details of Actuals	Actuals for 1938-39.	Final Grants sanctioned for Expenditure during 1938-39.
1	2	3	4	5
Rs. a. p.		Rs. a. p.	Rs. a. p.	Rs. a. p.
2,34,28,767 10 1	Brought forward Rs.		2,40,05,467 2 5	2,50,26,744 7 0
	IX.—Mechanical.			
68,541 4 0	A—Mechanical Engineer's Office Establishment ..	70,033 15 0		75,092 0 0
10,361 5 0	B—Pumping and Compressor Stations—			
	(a) Inspection and Supervision ..	10,402 2 0		10,957 0 0
1,25,336 15 4	(b) Pumping Stations in the City—			
6,061 0 8	(i) Pumping Station, Love Grove ..	1,26,286 13 6	0 0 0	1,35,713 0 0
1,134 0 6	(ii) Pumping Station, Parel, Poibavdi ..	4,931 5 0	0 0 0	5,820 0 0
6,322 6 0	(iii) Pumping Station, Parbhadevi ..	964 3 6	0 0 0	1,370 0 0
2,804 0 4	(iv) Pumping Station, Arthur Road ..	5,948 4 0	0 0 0	6,786 0 0
10 4 6	(v) Pumping Station, Sewri ..	4,235 4 0	0 0 0	5,088 0 0
962 7 6	(vi) Pumping Station at Dadar Purifi- cation Works ..	3,559 3 0	0 0 0	5,062 0 0
25,272 6 0	(vii) Pumping Station at Tank Bunder ..	4,788 13 0	0 0 0	5,470 0 0
14 0 0	(viii) Pumping Station at Matunga ..	28,631 9 0	0 0 0	32,039 0 0
.....	(ix) Pumping Station at Mahim ..	4,340 4 6	0 0 0	7,952 0 0
.....	(x) Pumping Station at Sion-Koliwada	0 0 0	591 0 0
.....	(xi) Pumping Station at Sewri-Wadala	0 0 0	1,260 0 0
48,545 5 0	(xii) Pumping Station at Jacob Circle	0 0 0	272 0 0
40,086 12 0	(c) Purification Works ..	64,729 7 0	0 0 0	71,185 0 0
	(d) Compressor Stations in the City—			
1,44,945 0 1	(i) Compressor Station, Colaba ..	36,341 8 0	0 0 0	38,224 0 0
3,233 10 0	(ii) Compressor Station, Victoria Gar- dens, Fergusson Road and Warden Road ..	1,28,841 0 9	0 0 0	1,46,092 0 0
4,15,089 8 9	(e) Flood Gates ..	3,490 8 0	0 0 0	3,672 0 0
		4,27,484 5 3		4,77,553 0 0
12,776 8 0	C—Supervision of Factories, Workshops and Workplaces ..	12,695 15 0	0 0 0	12,986 0 0
18,698 10 6	D—Transport—			
	1. Inspection and Supervision ..	19,035 14 9	0 0 0	19,283 0 0
	2. Upkeep of Motor Cars of His Worship The Mayor, Committee Members and the Municipal Commissioner—			
779 1 0	(a) Upkeep of Motor Car of His Worship the Mayor ..	2,186 12 0	0 0 0	2,306 0 0
1,215 14 6	(b) Upkeep of Motor Car of the Com- mittee members ..	1,137 12 0	0 0 0	1,376 0 0
3,518 9 6	(c) Upkeep of Motor Car of the Municipal Commissioner ..	2,480 6 0	0 0 0	2,605 0 0
474 0 0	3. Upkeep of S.S.'s Motor ..	617 3 0	0 0 0	657 0 0
3,847 10 6	4. " of H.O.'s Motor ..	3,605 3 6	0 0 0	3,767 0 0
4,437 9 0	5. " of Motor Hearses ..	4,581 3 0	0 0 0	4,703 0 0
7,783 7 0	6. " of Motor Ambulances ..	8,407 9 0	0 0 0	8,829 0 0
3,76,535 2 6	7. Removal of Town Refuse to Tardeo for Transport to Deonar ..	4,04,902 15 0	0 0 0	4,22,622 0 0
15,690 12 0	8. Upkeep of motor silt wagons ..	20,764 14 0	0 0 0	20,922 0 0
27,604 4 0	9. Halalkhore service ..	26,733 1 0	0 0 0	27,046 0 0
6,687 9 0	10. Markets and Slaughter Houses—			
52,593 15 6	(a) Disposal of offal ..	6,486 7 0	0 0 0	7,154 0 0
59,271 8 6	(b) Meat carriage ..	51,735 10 0	0 0 0	57,618 0 0
		58,222 1 0		64,772 0 0
5,19,856 9 0		5,52,668 14 3		5,78,882 0 0
16,548 8 5	E—Refrigerator ..	13,201 1 0		14,669 0 0
2,970 1 0	F—Oiling and Greasing Surplus Machinery ..			10 0 0
1,58,547 6 0	New Works ..	6,058 11 0		10,438 0 0
	Debt Charges ..	1,58,213 7 0		1,65,064 0 0
11,94,329 13 2			12,40,356 4 6	13,34,594 0 0
2,46,23,097 7 3	Carried over Rs.		2,52,45,623 6 11	2,63,61,338 7 0

No. 4 - continued.

DITURE.

Final Grants compared with the Actuals.		
Balance Unexpended.	Amount required to be renewed in 1939-40.	Savings.
6	7	8
Rs. a. p.	Rs. a. p.	Rs. a. p.
10,21,277 4 7	4,70,600 0 0	5,50,677 4 7
5,058 1 0	860 0 0	4,198 1 0
554 14 0	554 14 0
9,432 2 6	3,190 0 0	6,242 2 6
888 11 0	888 11 0
405 12 6	405 12 6
837 12 0	10 0 0	827 12 0
852 12 0	16 0 0	842 12 0
1,502 13 0	1,502 13 0
681 3 0	681 3 0
3,407 7 0	100 0 0	3,307 7 0
3,611 11 6	40 0 0	3,571 11 6
591 0 0	591 0 0
1,260 0 0	1,260 0 0
272 0 0	272 0 0
6,455 9 0	600 0 0	5,855 9 0
1,882 8 0	130 0 0	1,752 8 0
17,250 15 3	990 0 0	16,260 15 3
181 8 0	50 0 0	131 8 0
50,068 10 9	5,120 0 0	44,948 10 9
190 1 0	190 1 0
247 1 3	247 1 3
119 4 0	90 0 0	29 4 0
238 4 0	238 4 0
124 10 0	124 10 0
39 13 0	39 13 0
161 12 6	161 12 6
121 13 0	121 13 0
421 7 0	60 0 0	361 7 0
17,719 1 0	6,670 0 0	11,049 1 0
157 2 0	157 2 0
312 15 0	30 0 0	282 15 0
667 9 0	667 9 0
5,882 6 0	10 0 0	5,872 6 0
6,549 15 0	10 0 0	6,539 15 0
26,213 1 9	6,860 0 0	19,353 1 9
1,467 15 0	1,467 15 0
10 0 0	10 0 0
4,379 5 0	3,996 0 0	383 5 0
6,859 9 0	3,134 0 0	3,716 9 0
94,237 11 6	19,970 0 0	74,267 11 6
11,15,516 0 1	4,90,570 0 0	6,24,945 0 1

Actuals for 1937-38.	PARTICULARS.	Details of Actuals.	Actuals for 1938-39.	Final Grants sanctioned for Expenditure during 1938-39.
1	2	3	4	5
Rs. a. p.		Rs. a. p.	Rs. a. p.	Rs. a. p.
2,46,23,097 7 3	Brought forward Rs. ...		2,52,45,823 06 11	2,63,61,338 07 0
	X.—Buildings, Land Acquisition and Management.			
1,14,323 6 3	A.—City Engineer's Central Office Establishment ..	1,10,139 2 3		1,17,103 0 0
2,34,859 6 9	B.—Inspection and Supervision of Private Buildings	2,40,536 10 3		2,44,552 0 0
78,907 0 0	C.—Architectural	95,903 0 0		1,15,321 0 0
1,28,346 11 9	D.—Land Acquisition and Management	1,31,174 1 4		1,61,691 0 0
5,56,436 8 9	Deduct—	5,77,752 13 10		6,38,667 0 0
15,403 0 0	Proportionate share of cost of Establishment, and Supervision chargeable to Improvement Schemes	17,992 0 0		54,381 0 0
5,41,033 8 9	New Works	5,59,760 13 10		5,84,286 0 0
3,432 3 0	Debt Charges	17,965 0 0		14,624 0 0
17,69,770 13 0		17,87,481 2 8		18,08,201 0 0
23,14,236 8 9			23,55,207 0 6	24,02,111 0 0
	XI.—Fire Brigade.			
3,26,655 1 5	Maintenance	3,18,414 10 0		3,30,135 0 0
68,159 4 0	Provident Fund and Pension, etc., charges ..	69,060 7 0		72,176 0 0
20,559 12 0	Proportion of General Supervision and Collection of Revenue	21,696 6 0		23,431 0 0
914 11 0	New Works	482 0 0		482 0 0
44,864 14 0	Debt Charges	48,493 5 0		55,570 0 0
4,61,153 10 5			4,58,146 12 0	4,81,794 0 0
	XII.—Licensing and Removal of Encroachments on Public Streets.			
82,064 0 11	A.—Licensing Establishment	87,471 12 4		88,701 0 0
43,395 6 2	B.—Removal of Encroachment on Public Streets ..	46,048 6 3		47,032 0 0
192 11 0	New Works			
1,25,652 2 1			1,33,520 2 7	1,35,733 0 0
	XIII.—Gardens and Open Spaces.			
96,385 7 2	A.—Gardens—			
27,732 1 7	(a) Victoria Gardens	1,10,747 10 2		1,20,281 0 0
1,24,117 8 9	(b) Miscellaneous Gardens, Open Spaces, Band Stands, etc.	36,941 14 7		41,632 0 0
6,385 1 6	B.—New Gardens, Recreation Grounds, etc. ..	1,47,689 8 9		1,61,913 0 0
5,304 6 0	New Works	5,567 5 0		6,712 0 0
2,17,322 0 0	Debt Charges	2,892 0 0		7,591 0 0
3,53,129 0 3		2,17,205 2 0		2,17,558 0 0
			3,73,353 15 9	3,93,774 0 0
	XIV.—Markets and Slaughter Houses.			
37,821 9 0	A.—Markets and Slaughter Houses—			
1,44,449 2 10	(a) Central Office	36,745 3 0		37,685 0 0
88,205 3 6	(b) Municipal Markets	1,67,871 15 9		2,00,552 0 0
17,355 1 0	(c) Slaughter Houses	89,393 4 2		94,422 0 0
2,87,831 0 4	(d) Administering Weights and Measures Act ..	17,406 14 0		19,211 0 0
24,245 7 0	Provident Fund and Pension, etc., charges ..	3,11,417 4 11		3,51,870 0 0
20,532 3 0	Proportion of General Supervision	25,857 4 0		29,604 0 0
2,922 15 0	New Works	21,494 2 0		26,191 0 0
1,60,626 15 0	Debt Charges	12,569 5 0		29,403 0 0
4,96,158 8 4		1,40,178 5 0		1,43,773 0 0
34,40,224 13 0			5,11,516 4 11	5,80,841 0 0
	XV.—Contribution towards Improvement Schemes.		34,29,453 13 0	34,29,454 0 0
	XVI.—Provident Fund, Pensions, Gratuities, and Compassionate Allowances.			
3,38,425 3 0	A.—Provident Fund	3,95,352 4 0		4,01,535 0 0
5,96,106 14 0	B.—Pensions, Gratuities, etc.	5,81,976 3 0		6,87,343 0 0
9,34,532 1 0			9,77,328 7 0	10,88,878 0 0
....	XVII.—Revision of the Pay of the Menial Staff.			424 0 0
3,27,48,184 3 1	Total Rs. ...		3,34,84,349 14 8	3,48,24,347 7 0

V. V. SHALIGRAM,
Chief Accountant.

No. 4—concluded.

DITURE.

Final Grants compared with the Actuals.								
Balance Unexpended.			Amount required to be renewed in 1939-40.			Savings.		
6			7			8		
Rs.	a.	p.	Rs.	a.	p.	Rs.	a.	p.
11,15,515	0	1	4,90,570	0	0	6,24,945	0	1
6,963	13	9	0	0	0	6,963	13	9
4,015	5	9	1,390	0	0	2,625	5	9
19,418	0	0	300	0	0	19,118	0	0
30,516	14	8	12,760	0	0	17,756	14	8
50,914	2	2	14,450	0	0	46,464	2	2
36,389	0	0	36,380	0	0	9	0	0
24,525	2	2	Cr. 21,930	0	0	46,455	2	2
6,659	0	0	6,127	0	0	532	0	0
15,719	13	4	8,733	0	0	6,986	13	4
46,903	15	6	Cr. 7,070	0	0	53,973	15	6
11,720	6	0	3,880	0	0	7,840	6	0
3,115	9	0	2,036	0	0	1,079	9	0
1,734	10	0	1,050	0	0	684	10	0
0	0	0	0	0	0	0	0	0
7,076	11	0	624	0	0	6,452	11	0
23,647	4	0	7,590	0	0	16,057	4	0
1,229	3	8	200	0	0	1,029	3	8
983	9	9	180	0	0	803	9	9
0	0	0	0	0	0	0	0	0
2,212	13	5	380	0	0	1,832	13	5
9,533	5	10	3,840	0	0	5,693	5	10
4,690	1	5	820	0	0	3,870	1	5
14,223	7	3	4,660	0	0	9,563	7	3
1,144	11	0	620	0	0	524	11	0
4,699	0	0	4,455	0	0	244	0	0
352	14	0	245	0	0	107	14	0
20,420	0	3	9,980	0	0	10,440	0	3
939	13	0	0	0	0	939	13	0
32,680	0	3	12,080	0	0	20,600	0	3
5,028	11	10	890	0	0	4,138	11	10
1,804	2	0	0	0	0	1,804	2	0
40,452	11	1	12,970	0	0	27,482	11	1
3,746	12	0	400	0	0	3,346	12	0
4,696	14	0	2,400	0	0	2,296	14	0
16,833	11	0	10,362	0	0	6,471	11	0
3,594	11	0	268	0	0	3,326	11	0
69,324	11	1	26,400	0	0	42,924	11	1
0	3	0	0	0	0	0	3	0
6,182	12	0	0	0	0	6,182	12	0
55,366	13	0	4,850	0	0	50,516	13	0
61,549	9	0	4,850	0	0	56,699	9	0
424	0	0	0	0	0	424	0	0
13,39,997	8	4	5,32,700	0	0	8,07,297	8	4

M. D. BHAT,
Municipal Commissioner.

		Revenue Account Balance	
LIABILITIES.		Rs.	P.
Debts—			
Due on Cash Bills Outstanding Account		28,247	14 11
„ Cheques payable		5,46,379	6 8
„ Stores purchased, Outstanding Accounts		1,07,801	0 3
„ Outstanding Charges for 1938-39 and previous years		5,32,700	0 0
„ „ „ on account of Interest accrued but not paid		12,35,951	8 0
(Vide details shown in Appendix No. 14E.)			
Improvement Schemes—			
Contribution falling due in 1939-40		24,74,004	0 0
Deposits in Cash and Public Securities from Contractors and private parties		62,62,820	12 11
(Vide details shown in Appendix No. 14 C.)			
Public Monuments Maintenance Fund (vide details shown in Appendix No. 16 B.)		1,10,683	15 0
Endowments Fund (vide details shown in Appendix No. 16 C.)		1,21,025	12 0
			2,31,709 11 0
Stock Account—			
Capital Purchases Account, &c.		1,19,972	14 0
Stock Adjustment Account		232	14 9
			1,20,205 12 9
Special Funds as at 31st March 1939—			
Fire and Accident Insurance Fund		9,51,914	11 8
Net Premia Fund		50,04,303	8 11
Provident Fund		1,52,03,595	10 0
Fines Fund		4,74,789	10 3
Plant and Machinery Depreciation Fund		18,38,641	7 9
Renewal of Road Surfaces Fund		24,58,748	12 1
Garden Fund		57,247	9 6
Hospital Fund		3,12,149	4 11
Land Sales Reserve Fund		23,08,527	12 0
Slum Service Fund		2,45,487	1 0
K. E. M. Hospital and G. S. M. College Equipment Fund		30,310	0 0
G. S. M. College and K. E. M. Hospital Research Fund		13,393	9 2
			2,88,99,109 1 3
Carried forward Rs.			4,04,38,929 3 0

Sheet us at 31st March 1939.

ASSETS.		Rs.	a.	p.	Rs.	a.	p.
Cash at Bank		17,51,730	2	8			
Cash in Office		1,360	7	7			
Municipal Loans—Interest warrants Payable Account					17,53,090	10	3
B. I. Trust Loans Interest warrants Payable Account					29,616	14	3
Interest on B. I. Trust Loans Payable Account					6,804	0	4
Debits					1,778	15	4
Due for Stores sold					10,238	9	0
Stock—(Vide Appendix No. 14-D.)							
Stock (Reserve Stores)		3,01,268	2	4			
Surplus and Obsolete Stores (General)		35,938	4	1			
Line Suspense Account		83,288	6	3			
Line Suspense Account—Surplus and Obsolete Stores		27,923	14	4			
Water Works Imprest		4,672	15	0			
City Engineer's Department (Works Engineer)		20,481	15	0			
Capital Stores—		4,78,573	9	0			
Stock		2,41,826	18	3	7,15,400	6	3
Plant and Machinery					22,31,364	5	5
Advances, Recoverable—(Vide Appendix No. 14-A.)							
Departmental Works		1,53,213	0	4			
Private Works		91,351	11	6			
Asphalt Plant, Crushers, &c.		66,026	2	0			
Municipal Officers		26,874	13	6			
Sundries—Misc.—Advances		73,626	7	9			
Municipal Tenderers, Contractors, &c.		238	6	0			
Purchase of Coal		2,476	1	0			
Purchase of Petrol		9,503	2	0			
					4,23,809	12	1
Advances out of Special Funds—(Vide Appendix No. 14-B.)							
Advances from Plant and Machinery Depreciation Fund for—							
Purchase of Plant and Machinery		1,27,665	12	0			
Levelling, metalling, etc., private streets		98,644	0	0			
Amount advanced from Fines Fund to the Bombay Municipal Mechanical Employees' Co-operative Credit Society		5,000	0	0			
Amount advanced from Net Premia Fund to meet B. P. Trusts' claim for refund of excess amount of General Tax		3,56,000	0	0			
Advance for meeting Capital Expenditure from—	Rs.	a.	p.				
Municipal Fire and Accident Insurance Fund	4,51,713	7	0				
Fines Fund	2,71,028	2	0				
Plant and Machinery Depreciation Fund	11,71,863	9	0				
Renewal of Road Surfaces Fund	9,77,998	3	0				
Net Premia Fund	12,83,050	2	0				
Land Sales Reserve Fund	22,25,000	0	0				
		63,80,653	7	0	69,67,968	3	0
Deposits in Public Securities—							
With the Imperial Bank of India		10,35,800	0	0			
In Office		8,00,900	0	0	18,36,700	0	0
Carried forward Rs.					1,39,76,266	11	11

No. 5—concluded.

Sheet as at 31st March 1939.

ASSETS.				Rs.	a.	p.	Rs.	a.	p.
Brought over							1,39,76,268 11 11		
In Securities.									
Face Value.		Actual Cost.		Deposits in Cash, Fixed and Current A/c.					
As per Appendix No. 16.									
Investments—									
(a) Special Funds.									
	Rs.	Rs.	a. p.	Rs.	a.	p.			
Municipal Fire and Accident Insurance Fund	5,40,200	5,00,014	1 0	197	3	8	5,00,201	2 8	
Net Premiums &c., on different Municipal Loans	4,90,700	4,61,639	12 6	29,03,613	10 5		33,65,853	5 11	
Provident Fund	1,68,36,300	1,52,03,422	12 9	172	13	8	1,52,03,595	10 0	
Fines Fund	2,12,600	1,98,562	15 0	198	9	3	1,98,761	8 8	
Plant and Machinery Depreciation Fund	3,37,200	3,26,129	3 0	1,14,338	15 9		4,40,468	2 9	
Renewal of Road Surfaces Fund	9,10,400	8,57,411	8 0	8,23,639	1 1		14,80,760	9 1	
Garden Fund	60,900	56,997	3 0	250	6	6	57,247	9 6	
Hospital Fund	3,17,200	3,12,000	8 6	148	12	5	3,12,149	4 11	
Land Sales Reserve Fund				83,527	12	0	83,527	12	0
Slum Service Fund				2,45,487	1	0	2,45,487	1	0
K. E. M. Hospital and G. S. M. College Equipment Fund	30,900	30,228	6 0	81	10	0	30,310	0	0
G. S. M. College and K. E. M. Hospital Research Fund	8,500	7,900	0 0	5,493	9	2	13,393	9	2
Surplus Fund.									
5 % Loan 1940-43	78,400	76,832	0 0						
3½ % G. P. Notes	100	80	0 0						
4 % Munl. Deb.	900	900	0 0						
4 % B. I. Trust Deb.	1,98,800	1,31,629	4 0						
4 % Loan 1960-70	46,400	42,402	14 0						
3½ % " 1947-50	60,300	57,517	5 5						
3 % Munl. Deb.	9,36,300	9,36,300	0 0						
6 % B. I. Trust Debs.	11,76,600	11,76,600	0 0						
	24,38,800	24,22,241	7 5	80,88,899	11	10	1,05,11,141	8 8	
Public Monuments Maintenance Fund.									
(Vide Appendix No. 16-B.)	1,16,000	1,10,683	15 0				1,10,683	15	0
Endowments Fund.									
(Vide Appendix No. 16-C.)	1,30,800	1,21,025	12 0				1,21,025	12	0
Total Rs.							4,66,50,268	9 6	

(a) For Face, Purchase and Market Values of each kind of securities held in the Special Funds, please see Appendix No. 16.

M. D. BHAT,

Municipal Commissioner.

Appendix No. 6.

Statement of Special Funds for 1938-39.

MUNICIPAL FIRE AND ACCIDENT INSURANCE FUND

(Corporation Resolution No. 4572 of 4th October 1888, Corporation Resolution No. 4479 of 5th October 1914, Corporation Resolution No. 5408 of 21st September 1922, Standing Committee Resolution No. 3451 of 2nd July 1924, and Corporation Resolution No. 13888 of 18th February 1926.)

	Dr.	Cr.
Balance on 1st April 1938	Rs. 9,11,776	
Contributions for the year		5,940
Interest realised during the year		37,211
Expenditure incurred during the year	8,019	
Balance on 31st March 1939 as per Balance Sheet, Appendix No. 5		
Amount advanced for financing Capital Expenditure	4,51,713	
Amount held in Securities and Cash		9,51,014
Total Rs.	9,54,934	9,54,934

WORN-OUT WATER MAINS RENEWAL FUND.

(Standing Committee Resolution No. 12512 of 22nd February 1893 and Corporation Resolution No. 13406 of 9th March 1893.)

Balance on 1st April 1938	Rs. 8,55,277	
Interest realised during the year		4,170
Expenditure incurred during the year	43,633	
Balance on 31st March 1939 as per Balance Sheet, Appendix No. 7		
Total Rs.	89,448	89,448

NET PREMIA FUND

(Corporation Resolution Nos. 5294 of 19th November 1888, 9222 of 11th December 1893 and 5179 of 15th November 1906 and Standing Committee Resolution No. 3343 of 28th August 1907.)

Balance on 1st April 1938	Rs. 50,91,616	
Sale of water-marked paper		
Amount transferred to meet repayment of Loans during the year	87,312	
Balance on 31st March 1939 as per Balance Sheet, Appendix No. 5		
Amount advanced for financing Capital Expenditure	12,83,050	
Amount advanced to meet Bombay Port Trust's claim for refund of excess amount of General Tax	3,56,000	
Amount held in Securities and Cash		33,65,253
Total Rs.	50,91,616	50,91,616

Out of this, Rs. 21,84,940 belong to Water Works Account.

Appendix No. 6—continued.
Statement of Special Funds for 1938-39.

PROVIDENT FUND.
(Corporation Resolution No. 5598 of 7th September 1920.)

	Dr.		Cr.	
	Rs.	a. p.	Rs.	a. p.
Balance on 1st April 1938				
Amount of subscribers' accounts—				
Other than Trust and Schools Committee's Employees	84,76,119	14 0		
Add—Opening balances of Accounts of Schools Committee's Staff transferred under H. O.	31,750	10 0		
Trust Employees			85,07,870	8 0
Schools Committee's Employees	85,47,028	12 0	11,42,994	15 2
Less—Opening balances of Accounts of Schools Committee's Staff transferred under H. O.	31,750	10 0		
Excess interest, Profit on Sale of Securities, etc.			36,16,278	2 0
Receipts on account of Subscriptions and Contribution during 1938-39 in respect of Employees other than Trust, and Schools Committee's Employees	25,31,115	10 0	3,95,841	12 0
Less—Payments during the year	7,25,267	3 6		
Interest allowed on Provident Fund Accounts of employees other than Trust and Schools Committee's Employees	4,34,313	8 6		
Less—Payments during the year	5,45,991	0 0		
Receipts on account of Subscriptions and Contribution during 1938-39 in respect of Provident Fund Accounts of Trust Employees	1,70,149	9 0		
Less—Payments during the year	1,68,074	14 0		
Interest allowed on Provident Fund Accounts of Trust Employees	57,470	1 0		
Less—Payments during the year	4,123	4 0		
Receipts on account of Subscriptions and Contribution during 1938-39 in respect of Provident Fund Accounts of Schools Committee's Employees	3,63,367	11 0		
Add—Receipts pertaining to the year 1937-38 paid by S. S. during 1938-39	16,820	5 0		
Deduct—Receipts pertaining to the year 1938-39 to be received from S. S. during 1939-40	3,80,008	0 0		
Less—Payments during the year	41,694	4 0		
Interest allowed on Provident Fund Accounts of Schools Committee's Employees	1,78,564	15 0		
Less—Payments during the year	17,894	2 0		
Amount of excess interest allowed on Provident Fund Accounts during 1938-39 to be met out of accumulated amount of excess interest				
Balance on 31st March 1939 as per Balance Sheet, Appendix No. 5			1,52,03,595	10 0
Total Rs.			1,52,55,122	1 2
			1,52,55,122	1 2

FINES FUND.
(Corporation Resolution No. 1217 of 12th May 1919.)

	Rs.	a. p.	Rs.	a. p.
Balance on 1st April 1938			4,71,760	15 8
Interest realized during the year			18,835	13 0
Net Recoveries of fines during the year			21,987	1 0
Expenditure during the year			37,794	3 5
Balance on 31st March 1939 as per Balance Sheet, Appendix No. 5—				
Amount advanced for financing capital expenditure	2,71,028	2 0		
Amount advanced to the Bombay Municipal Mechanical Employees' Co-operative Credit Society	5,000	0 0		
Amount held in Securities and Cash	1,98,761	6 3		
Total Rs.			4,74,789	10 3
			5,12,583	13 8
			5,12,583	13 8

Appendix No 6—continued.

Statement of Special Funds for 1938-39.

PLANT AND MACHINERY DEPRECIATION FUND.

(Corporation Resolution No. 5533 of 1st September 1924.)

Dr.

	Rs.	a.	p.	Rs.	a.	p.
Balance on 1st April 1938				18,66,828	6	9
Amount of depreciation on plant and machinery credited to Fund account during the year				4,73,000	0	0
Expenditure on purchase of Plant and Machinery for replacement				1,22,920	15	0
Balance on 31st March 1939 as per Balance Sheet, Appendix No. 5						
	Rs.	a.	p.			
Amount advanced for financing capital expenditure	11,71,863	9	0			
Amount advanced for purchase of Plant and Machinery pending adjustment against provisions for depreciation in subsequent years						
Balance on 1st April 1938	1,40,066	12	0			
Less—Depreciation adjusted during the year	12,401	0	0			
	1,27,665	12	0			
Amount advanced for meeting expenditure on levelling, metalling, etc., Private Streets	98,644	0	0			
Amount held in Securities and Cash	4,40,468	32	9	18,38,641	6	9
Total Rs.				19,61,562	6	9

RENEWAL OF ROAD SURFACES FUND.

(Corporation Resolution No. 774 of 27th April 1925.)

	Rs.	a.	p.	Rs.	a.	p.
Balance on 1st April 1938				51,87,258	8	2
Interest realized during the year				80,736	8	11
Contribution from Revenue during the year				1,90,754	0	0
Balance on 31st March 1939 as per Balance Sheet, Appendix No. 5						
	Rs.	a.	p.			
Advance for financing Capital Expenditure	9,77,998	3	0			
Amount held in Securities and Cash	14,80,750	9	1	24,58,748	12	1
Total Rs.				24,58,748	12	1

GARDEN FUND.

(Corporation Resolution No. 912 of 1st May 1930.)

	Rs.	a.	p.	Rs.	a.	p.
Balance on 1st April 1938				54,576	10	0
Recoveries during the year				8,020	15	6
Interest realized during the year				2,335	0	0
Expenditure during the year				7,625	0	0
Balance on 31st March 1939 as per Balance Sheet, Appendix No. 5				57,247	9	6
Total Rs.				64,872	9	6

LEVELLING, METALLING, ETC., PRIVATE STREETS FUND.

(Corporation Resolution No. 9427 of 23rd January 1922 and Corporation Resolution No. 11147 of 7th January 1926.)

	Rs.	a.	p.	Rs.	a.	p.
Expenditure incurred out of the amount advanced from Plant and Machinery Depreciation Fund as on 1st April 1938	47,575	11	7			
Expenditure during the year	73,966	0	9			
Recoveries on account of expenditure during the year				22,967	1	10
Interest charges during the year	2,731	7	0	2,662	1	6
Advance from Plant and Machinery Depreciation Fund as at 31st March 1939				98,644	0	0
Total Rs.	1,24,273	3	4	1,24,273	3	4

PUBLIC MONUMENTS MAINTENANCE FUND.

	Rs.	a.	p.	Rs.	a.	p.
Balance on 1st April 1938				1,10,683	15	0
Donation received during the year						
Balance on 31st March 1939 as per Balance Sheet, Appendix No. 5				1,10,683	15	0
Total Rs.				1,10,683	15	0

ENDOWMENTS FUND.

	Rs.	a.	p.	Rs.	a.	p.
Balance on 1st April 1938				1,19,550	2	0
Interest invested during the year				1,475	10	0
Balance on 31st March 1939 as per Balance Sheet, Appendix No. 5				1,21,025	12	0
Total Rs.				1,21,025	12	0

rihneqA

Appendix No. 6—concluded.

Statement of Special Funds for 1938-39.

HOSPITAL FUND.		Dr.	Cr.
(Corporation Resolution No. 497 of 15th November 1934.)			
	Rs.	a.	p.
Balance on 1st April 1938			2,83,733 0 0
Donations received during the year			28,916 14 6
Expenditure incurred during the year			
Balance on 31st March 1939 as per Balance Sheet, Appendix No. 5	3,12,149	4	11
Total Rs.	3,12,149	4	11
LAND SALES RESERVE FUND.			
(Corporation Resolution No. 705 of 19th December 1935.)			
	Rs.	a.	p.
Balance on 1st April 1938			22,40,996 15 0
Amount of sale proceeds of surplus land in excess of Rs. 10 lakhs transferred to the fund during the year			5,143 13 10
Interest realised during the year			62,386 15 2
Balance on 31st March 1939 as per Balance Sheet, Appendix No. 5			
Advance for financing Capital Expenditure	22,25,000	0	0
Amount held in Fixed Deposit and Cash	83,527	12	0
Total Rs.	23,08,527	12	0
SLUM SERVICE FUND.			
(Corporation Resolution No. 930 of 27th February 1936.)			
	Rs.	a.	p.
Balance on 1st April 1938			2,89,284 4 4
Interest realised during the year			4,616 5 2
Expenditure during the year	48,413	8	6
Balance on 31st March 1939 as per Balance Sheet, Appendix No. 5	2,45,487	1	0
Total Rs.	2,93,900	9	6
K. E. M. HOSPITAL AND G. S. M. COLLEGE EQUIPMENT FUND.			
(Corporation Resolution No. 650 of 3rd December 1935.)			
	Rs.	a.	p.
Balance on 1st April 1938			19,132 0 0
Contribution from Revenue for the year			11,178 0 0
Expenditure during the year			
Balance on 31st March 1939 as per Balance Sheet, Appendix No. 5	30,310	0	0
Total Rs.	30,310	0	0
G. S. M. COLLEGE AND K. E. M. HOSPITAL RESEARCH FUND.			
(Corporation Resolution No. 176 of 21st June 1937.)			
	Rs.	a.	p.
Balance on 1st April 1938			7,184 2 4
Subsidy received from the C. P. Government during the year			7,500 0 0
Interest realised during the year			304 12 10
Expenditure during the year	1,595	6	0
Balance on 31st March 1939 as per Balance Sheet, Appendix No. 5	13,393	9	2
Total Rs.	14,988	15	2

V. V. SHALIGRAM,
Chief Accountant.

M. D. BHAT,
Municipal Commissioner.

Appendix
Capital Fund Balance

LIABILITIES.	Rs. a. p.	Rs. a. p.	Rs. a. p.
Loans Outstanding :—			
Due to Government—			
(Vide details as shown in Appendix No. 11)		6,81,12,005 11 9	
Due to Public—			
(Vide details as shown in Appendix No. 11)		8,23,72,500 00 0	
Advances from Special Funds—			
(Vide details as shown in Appendix No. 11)		63,80,653 7 0	
Trust Fund Account—			15,68,65,159 2 9
Balance out of donation received for Maternity Home at Chhas Moholla		52,614 15 5	
Donation from Sir Currimbhoy Ebrahim for the construction of a Primary School building :—			
Balance on 1st April 1938	54,048 13 0		
Interest	891 13 0	54,940 0 4	
Donation from Mr. Maneklal Premchand for Tuberculosis Hospital at Sewree		1,50,000 0 0	
Balance of donation from the N. M. Wadia Charities for Deep X-Ray Therapy Apparatus at King Edward Memorial Hospital		179 1 6	2,57,734 1 3
Worn-out Water Mains Renewal Fund Account			45,815 0 6
Surplus—			
CAPITAL ASSETS AT ORIGINAL COST OVER LIABILITIES :—			
Sinking Fund on Loans	3,18,38,689 6 0		
Loans Redemption Fund	7,33,50,539 15 6		
Unbooked Property	45,37,835 11 11		
Premia on Loans	3,20,848 11 11		
Contributions from Special Funds	8,03,171 0 9		
Revenue for Loan Works Establishment	17,869 15 8		
G. I. P. Ry.	3,74,000 0 0		
Port Trust	1,56,500 0 0		
Government for Schools	5,00,000 0 0		
Worn-out Water Mains Renewal Fund	9,13,435 12 2		
Land and Buildings Fund	74,80,433 12 8		
Development Fund	1,34,32,075 7 8		
Revenue towards Bai Jerbai Wadia Hospital for Children	7,00,000 0 0		
Trust Fund	35,91,535 8 6		
		13,80,16,935 8 3	
Deduct—			
Assets written off		6,36,705 8 0	
			13,74,80,229 13 6
Total Rs.			29,46,48,938 2 0

V. V. SHALIGRAM,
Chief Accountant.

No. 7.

3 0 2 1 3 1 9 3 9

Sheet as at 31st March 1939.

		ASSETS.		Ra.	a.	p.	Ra.	a.	p.	Ra.	a.	p.
Block Account—												
Loan Funds—												
Property and Assets at original cost as per Appendix No. 8				24,57,63,215	13	0						
<i>Deduct—</i> Subventions granted for the conversion of privies into water-closets, shown below				20,01,302	10	0						
<i>Add—</i> Subventions granted for the conversion of privies into water-closets				21,00,075	0	0						
<i>Less—</i> Expenditure written off				98,772	6	0						
				24,57,63,215	13	0						
Trust Fund—												
Expenditure as per Appendix No. 8							35,91,535 8 6					
Worn-out Water Mains Renewal Fund—												
Expenditure as per Appendix No. 8							9,13,435 12 2					
Unbooked Property—												
As per valuation of 1884							45,37,835 11 11					
Municipal Land and Buildings Fund—												
Land purchased and Buildings erected as per Appendix No. 8							43,03,043 6 8					
Temporary advance to Development Fund							31,77,390 6 0					
Investments—												
		In Securities:		In Cash.								
		Face Value:	Actual Cost.	Cash Deposits.								
				Rs. a. p.								
(a) SINKING FUND—		Ra. 3,32,51,500	3,18,38,568 4 2	121 1 10		3,18,38,568 4 0						
As per Appendix No. 16		25,000										
Loan & Trust Funds.												
3 1/2 percent Loan 1947-50		Ra. 40,000	38,702 8 0	4,39,274 9 3		4,77,977 1 3						
SPECIAL FUND.												
Worn-out Water Mains Renewal Fund		Ra. 64,800	†45,616 13 0	198 3 6		45,815 0 6						
Total Rs.							29,46,48,938 2 0					

(a) For Face, Purchase and Market Values of Securities held in the Sinking Funds, please see Appendix No. 16-A.

* Inclusive of Rs. 2,57,734-1-3 on account of Trust Funds.

† For Face, Purchase and Market Values of Securities held in the Fund, please see Appendix No. 16.

M. D. BHAT,

Municipal Commissioner.

Appendix No. 8.
SUMMARY.

	Capital Expenditure upto 31st March 1938.	Expended during the year.	Total Capital Expenditure upto 31st March 1939.
(1) Loans Funds.			
I—General Supervision, Collection of Revenue, etc.	20,39,476 4 10	2,739 9 0	20,42,215 13 10
II—Water Works	9,54,49,563 9 4	8,59,545 6 6	9,63,09,108 15 10
III—Education, Primary	21,89,055 0 11	16,752 15 0	22,05,807 15 11
V—Public Health Department	14,03,214 13 0	14,03,214 13 0
VI—Medical Relief and Education	70,33,523 6 10	1,92,447 0 11	72,25,970 7 9
VII—Street Cleansing and Conservancy Road Watering and Halalkhore Service	85,75,381 15 11	10,488 15 0	85,85,869 10 11
VIII—Roads, Drains and Sewers	6,64,18,012 14 9	27,28,332 15 10	6,91,46,344 14 9
IX—Mechanical	30,10,644 8 7	40,055 6 0	30,50,699 14 7
X—Buildings, Land Acquisition and Management	4,17,84,943 11 3	5,02,939 11 17	4,22,87,882 1 10
XI—Fire Brigade	11,01,364 13 9	11,01,364 13 9
XIII—Gardens and Open Spaces	36,71,526 11 9	36,71,526 11 9
XIV—Markets and Slaughter Houses	77,82,317 0 14	76,840 18 0	78,59,157 18 14
XV—Slum Service	37,900 3 0	37,900 3 0
Discount and other Charges on Loans	2,89,646 5 3	45,001 12 0	3,34,650 1 3
Plant and Machinery	2,74,162 15 0	1,98,239 6 0	4,72,402 5 0
(1) Loan Works—Total Rs.	24,10,02,836 3 6	47,60,379 9 6	24,57,63,215 13 0
(2) Trust Fund.			
Works executed..	35,42,135 9 8	49,399 14 10	35,91,535 8 6
(3) Worn-out Water Mains Renewal Fund.			
Works executed..	8,69,802 11 0	43,633 1 2	9,13,435 12 2
(4) Land and Buildings Fund.			
Lands purchased and buildings erected	43,03,043 8 8	43,03,043 8 8
Grand Total Rs.	24,97,17,817 14 10	46,53,412 9 8	25,43,71,230 4 8

Appendix No. 8.

Block Account showing details of Capital Expenditure upto 31st March 1939.

	Capital Expenditure upto 31st March 1938.	Expended during the year.	Total Capital Expenditure upto 31st March 1939.
	Rs. a. p.	Rs. a. p.	Rs. a. p.
I.—GENERAL SUPERVISION, COLLECTION OF REVENUE, Etc.			
Works completed (as per Report for 1937-38)	20,39,476 4 10		20,39,476 4 10
Works in progress—			
Extension of the Municipal Head Office Building		2,739 0 0	2,739 0 0
I.—General Supervision Total Rs.	20,39,476 4 10	2,739 0 0	20,42,215 18 10
II.—WATER WORKS, ORDINARY.			
Works completed (as per Report for 1937-38)	4,47,01,849 11 3		4,47,01,849 11 3
Conversion gradually of an adequate number of underground hydrants out of the existing 4,849 underground hydrants into stand-post hydrants to prevent pollution of the water supply of the city	22,939 6 11	5,145 3 11	28,084 10 0
Providing water mains with hydrants, etc., in the layout of roads in Scheme No. 57, Sewri-Wadala	55,743 13 3	6 8 0	55,750 2 3
Extending 18" main in King Edward Road from Haffkine Institute upto junction of Sewri New Road.	75,430 14 10	2,351 11 8	77,782 9 10
	4,48,55,963 13 5	7,503 3 12	4,48,63,467 1 4
Works completed during the year—			
Laying 5" main in Laxminarayan Lane, Matunga	4,181 12 0		4,181 12 0
Laying 6" main in Umarchadi 2nd Road	2,646 3 0		2,646 3 0
Laying 6" main in Masjid Siding Road	6,268 0 6		6,268 0 6
Providing 6" water main in either footpath of Sir Pherozeshah Mehta Road between Hornby Road and Bazar Gate Street	8,120 12 0		8,120 12 0
Extending 6" water mains in roads Nos. 7 and 8 in Naoroji Hill Estate Scheme No. 29	3,749 6 0		3,749 6 0
Providing 6" main with S. P. hydrants on the new west footpath of Parel Road between Byculla Bridge and Victoria Road	2,920 0 0		2,920 0 0
Replacing a short length of 3" main by 6" in Paekmodia Street and extending the same along intervening portion between Grant Road and Guzar Street	6,457 11 0		6,457 11 0
Providing a length of 6" main (extension of about 80') in west footpath of Mahomedalli Road to join with 5" main in Nagdevi Street	393 5 0		393 5 0
	34,736 7 6		34,736 7 6
	4,48,90,700 4 11	7,503 3 11	4,48,98,203 8 10
Works in progress—			
Providing additional water mains in Mahim development scheme and Sayani Road	27,134 3 2	105 0 0	27,239 3 2
Providing water mains in the layout of New Roads at Back Bay Reclamation Scheme—			
Providing 30" trunk main from Malabar Hill Reservoir to Block No. 1 with cross connection to 24" main in Churchgate Street	2,70,515 1 0	1,14,341 2 0	3,84,856 3 0
Providing 9" and 6" distributory mains in Block No. 1	35,405 10 6	3,558 15 0	38,964 9 6
Providing 9" and 6" distributory mains in Block No. 2	56,897 10 6	19,041 7 0	75,939 1 6
Providing a 30" trunk main from the end of Block No. 1 along Marine Street and 120' road opposite Band Stand with a cross connection to existing main near Wellington Fountain.	60,360 12 0	68,042 13 0	1,18,403 9 0
Providing new water mains in Mahim District	28,316 7 0	13,500 14 0	41,817 5 0
Laying 6" water main in Arthur Bunder Road and in the proposed extension of Strand Road and Mereweather Road	5,032 6 0	388 15 0	5,419 5 0
Providing 6" main in Sydenham Road east footpath between Masjid Bunder Road and Carnac Road	8,472 13 0	111 10 0	8,484 7 0
Providing 6" water main in Mogul Lane from Lady Hardinge Road to Tulsi Pipe Line	5,581 14 0	1,019 3 0	6,601 1 0
Taking exploratory borings in the Tansa Dam to determine the uplift pressure and examine the quality of masonry	46,900 4 0	116 12 0	47,017 1 0
Making a Pito-meter Survey of the trunk and distributory water mains in the city	5,721 11 6	20,831 7 6	26,553 2 0
Laying further water mains in some of the roads in Mahim District	9,449 14 0		9,449 14 0
Works in progress—Carried forward	5,49,788 10 8	2,40,956 3 6	7,90,744 14 2
II.—Water Works, Ordinary—Carried forward	4,48,90,700 4 11	7,503 3 11	4,48,98,203 8 10

* Inclusive of Rs. 36,244-7-10 being the expenditure shown in the report for 1925-26 for the work of extending the 18" main to Sewri.

Appendix No. 8—continued.

	Capital Expenditure upto 31st March 1938.		Expended during the year.		Total Capital Expenditure upto 31st March 1939.	
	Rs.	a. p.	Rs.	a. p.	Rs.	a. p.
II—Water Works—Brought forward ..	4,48,90,700	4 11	7,503	3 11	4,48,98,203	8 10
Works in progress—Brought over ..	105,49,788	10 18	2,40,956	3 16	1,46,40,144	14 2
Providing 9" water main in western carriageway about 5' from the kerbing in Vincent Road from Dadar Main Road upto Naigaum Cross Road ..	20,307	4 0	0	12 0	20,308	4 0
Laying 6" main in the layout of Colaba Railway lands and in the 1st, 2nd and 3rd Pasta Lanes and diverting a length of 5" main in Wodehouse Road ..	6,827	4 0	189	7 0	7,016	11 0
Providing 9" main in Globe Mill Lane ..	14,760	1 0	7,498	9 0	22,258	10 0
Measures for preventing the leakage from Malabar Hill and Bhandarwada Reservoirs ..	9,235	1 0	908	4 0	10,143	5 0
Enlarging the 3" main to 6" in Kolbhat Wadi and extending the same upto Kolbhat Street ..	2,330	7 0	17	5 0	2,347	12 0
Enlarging 3" main in Mughbhat Cross Lane by 5" and extending the same for a length of 55 ft. ..	546	1 0	546	1 0	546	1 0
Providing 6" water main in 40 ft. Road from Plot No. 86 to link the Worli Hill Estate Scheme No. 52 ..	6,288	10 0	180	10 0	6,468	10 0
Waterproofing the Malabar Hill and Bhandarwada Reservoirs by gunite surfacing ..	2,831	11 8	0	0	2,831	11 8
Reconstruction of the Trolley track from Ghatkopar to Futka Tank, Matunga ..	19,904	15 0	0	0	19,904	15 0
Acquisition of Khardi Village with its houses, walls, trees, etc. ..	291	4 0	0	0	291	4 0
Providing a 5" water main in the west and north sections of Dongersi Road and enlarging a length of about 560 ft. of the 4" main in Dongersi Road from Ridge Road upto the junction of these branches ..	0	0	9,777	8 0	9,777	8 0
Providing a 6" water main in New Foras Road between Carrol Road and Tulsei Pipe Line Road ..	0	0	6,871	7 0	6,871	7 0
Replacing the 3" water main in Harkness Road by 6" from Ridge Road to Nepean Sea Road ..	0	0	8,268	12 0	8,268	12 0
Enlarging the 3" water main in Mount Pleasant Road to 6" from Ridge Road to Nepean Sea Road ..	0	0	11,884	17 6	11,884	17 6
Enlarging 3" water main in Nizam Street to 6" between Parel Road and Ghoghari Moholla ..	0	0	3,096	10 0	3,096	10 0
Replacing the 7" water main in Warden Road by 12" from Gowalia Tank Road to Clerk Road ..	0	0	32,862	10 0	32,862	10 0
Enlarging the 3" and 4" water mains in Nepean Road to 6" from Ridge Road to Nepean Sea Road ..	0	0	15,362	4 0	15,362	4 0
Providing a 5" water main in Convent Street between Wodehouse Road and Colaba Causeway ..	0	0	2,216	8 0	2,216	8 0
Enlarging the 6" water main in Nepean Sea Road to 9" between Warden Road and Nepean Road ..	0	0	24,241	13 7	24,241	13 7
Enlarging the 4" water main in Peddar Road to 9" from Warden Road to Gowalia Tank Road ..	0	0	34,321	0 0	34,321	0 0
Enlarging 4" and 3" water mains in 1st Carpenter Street to 6" from a distance of 339 r. ft. ..	0	0	1,944	6 0	1,944	6 0
Enlarging the 3" water main in Marine 3rd Street to 6" between Wellington Street and Trinity Street ..	0	0	2,587	15 0	2,587	15 0
Enlarging the 4" water main in Hornby Road, east footpath by 6" from Gunbow Street to Ghoga Street ..	0	0	147	0 0	147	0 0
Laying a 6" water main in Naikadwari Lane from 6" main in Khandewadi Lane to 3" main in Khotachiwadi Lane and from Girgaum Road to the proposed main ..	0	0	4,014	14 0	4,014	14 0
Providing a 6" water main in 30' Road between Plot No. 53 and 60 and leading to Worli View Point in the Worli Estate Scheme No. 52 ..	0	0	6,423	0 0	6,423	0 0
Enlarging the 5" water main in Falkland Road to 7" from Lamington Road to Grant Road ..	0	0	13,129	4 0	13,129	4 0
Replacing the 7" water main in Gowalia Tank Road by 9" from Warden Road to Tardeo Road ..	0	0	29,537	8 6	29,537	8 6
Replacing the 4" water main in Dadar Road by 6" from the Junction of Naigaum Cross Road to Gold Mohur Mills ..	0	0	9,228	7 0	9,228	7 0
Providing a 6" water main in Arthur Road east footpath and the new 40' road in Tulsirampada C. I. T. Scheme No. 47 ..	0	0	4,725	13 6	4,725	13 6
Providing a 5" water main in new 30' road between Hormusji Adenwalla Road and College Road in Dadar-Matunga Estate ..	0	0	2,504	15 0	2,504	15 0
Laying a 6" water main in Kiln Lane between Lamington Road and Procter Road ..	0	0	3,256	5 0	3,256	5 0
Laying a 5" water main in Chunam Lane off Lamington Road for a distance of 370 r. ft. ..	0	0	2,277	4 0	2,277	4 0
Providing additional hydrants and S. V's. on the existing water main in certain roads of the Dadar-Matunga Estate Scheme Nos. 5 and 6 ..	0	0	8,512	8 0	8,512	8 0
Laying a 6" water main in Road No. 17, Naigaum Estate, between Govindji Kini Road and Dadar Road ..	0	0	8,544	9 0	8,544	9 0
Work in Progress—Carried over ..	6,10,078	6 8	7,98,794	15 7	14,08,873	6 3
Water Works—Carried over ..	4,48,90,700	4 11	7,503	3 11	4,48,98,203	8 10

Appendix No. 8—continued.

	Capital Expenditure upto 31st March 1938.		Expended during the year.		Total Capital Expenditure upto 31st March 1939.	
	Rs.	a. p.	Rs.	a. p.	Rs.	a. p.
II—Water Works—Brought forward	4,48,90,700	4 11	7,503	3 11	4,48,98,203	8 10
Work in progress—Brought over	6,10,078	6 8	7,98,794	15 7	14,08,873	6 3
Providing a New Chlorination Plant at Tulsī Lake			5,881	1 0	5,881	1 0
Providing office and staff quarters for the Chlorination Staff at the Vihar Lake			250	10 0	250	10 0
Enlarging the 6" water main in Old Hanuman Lane to 9"			12,473	10 0	12,473	10 0
Replacing the 3" and 6" water main in Vithalwadi Lane by a 12" main			13,955	10 0	13,955	10 0
Joining 6" water main in East footpath of Palton Road			688	8 0	688	8 0
Provision of a Booster Pump at Bhandarwada Reservoir			5,160	10 0	5,160	10 0
Construction of a New Bridge over the Bandra Creek to carry the 24" Tulsī Main			504	0 0	504	0 0
Laying a 6" main in Dharavi Kumbharwada			3,147	15 0	3,147	15 0
Enlarging and extending the 3" main in Matharpakady cart			236	4 0	236	4 0
Renewing the 48" sluice valves in sluice House No. 1 at Bhandarwada Reservoir			5,283	10 0	5,283	10 0
Laying 6" water main in Road No. 2 Naigatm Estate between Morbaug Road and Govindji Kini Road			5,685	5 0	5,685	5 0
	6,10,078	6 8	8,52,042	2 7	14,62,120	9 3
	4,55,00,778	11 7	8,59,545	6 6	4,63,60,324	2 1
Taxes Triplication—						
Works completed (as per Report for 1937-38)	4,99,48,784	13 9		4,99,48,784	13 9
II—Water Works—Total Rs.	9,54,49,563	9 4			9,63,09,108	15 10
III—EDUCATION.						
SCHOOL BUILDINGS—						
Works completed (as per Report for 1937-38)	21,89,007	12 11		*21,89,007	12 11
Works in progress—						
Construction of one ground and upper floor building within the compound of the Municipal School Building at Carnac Road	47	4 0		47	4 0
Construction of Municipal School Buildings—						
(1) School Building at Mastan Tank	67	9 0		67	9 0
(2) Sukhlaji Street	10	11 0		10	11 0
(3) Dongri	1,835	13 0		1,835	13 0
Additions and alterations to the Bullock Hospital at Souter Street to convert it for use as a school building and other offices	14,838	14 0		14,838	14 0
	47	4 0	16,752	15 0	16,800	8 0
III—Education—Total Rs.	21,89,055	0 11	16,752	15 0	22,05,807	15 11
V—PUBLIC HEALTH						
Works completed (as per Report for 1937-38)	14,03,214	13 0		14,03,214	13 0
VI—MEDICAL RELIEF AND EDUCATION.						
Works completed (as per Report for 1937-38)	67,47,047	12 4		67,47,047	12 4
Grant-in-aid to the King George V Jubilee and Memorial Committee being the amount, equivalent to the cash value of a Municipal plot of land at the junction of Haines Road and Tulsī Pipe Line Road for an Infirmary and a Beggars' Home	2,17,800	0 0		2,17,800	0 0
	69,64,847	12 4		69,64,847	12 4
Works in progress—						
Construction of one New Ward for Small-pox unit at Arthur Road Hospital	25,172	4 8	1,151	0 0	(a) 26,323	4 8
Construction of one ward in the general unit and another ward in the small-pox unit with the covered passages and the roads leading to them at the Arthur Road Hospital (Part expenditure booked under Trust Fund)	22,431	9 0	17,973	15 11	40,405	8 11
Construction of Nurses' quarters and Store-room at Arthur Road Hospital (Part expenditure booked under Trust Fund)	8,048	14 0	7,651	7 0	15,699	5 0
Construction of Lady Students' Hostel	12,759	3 0	53,670	15 0	66,430	2 0
Extension of the K. E. M. Hospital (Part expenditure booked under Trust Fund)	253	14 0	1,12,018	5 0	1,12,272	3 0
Constructing and equipping additional buildings in the compound of the Turner Sanatorium at Bhoiwada for increasing by 40 beds the accommodation for Tubercular patients	11	14 0	Cr. 34	1 0	Cr. 22	3 0
Constructing Nurses' Quarters, etc., in the compound of the Bellasis Road Maternity Home		15	7 0	15	7 0
	68,675	10 6	1,92,447	0 11	2,61,122	11 5
VI—Medical Relief, etc., Total	70,33,523	6 10	1,92,447	0 11	72,25,970	7 9

* Inclusive of Government share of contribution of Rs. 5 lakhs.

† Exclusive of Rs. 30,000 expended out of the donation from Sir Ibrahim Rahimtoola Kt., for combined School and Dispensary at Sandhurst Road.

(a) Exclusive of Rs. 27,268-8-0 expended out of the amount received from the Governor's Hospital Fund which was

	Capital Expenditure upto 31st March 1938.	Expended during the year.	Total Capital Expenditure upto 31st March 1939.
	Rs. a. p.	Rs. a. p.	Rs. a. p.
VII—STREET CLEANSING, CONSERVANCY, ROAD WATERING AND HALALKHORE SERVICE.			
Works completed (as per Report for 1937-38)	83,83,962 13 11		83,83,962 13 11
Works in progress—			
Conversion of insanitary basket privies into water-closets by subsidizing House Owners	20,99,775 0 0	Cr. 98,472 6 0	20,01,302 10 0
Conversion of privies into water-closets in Municipal Buildings	8,215 14 0		8,215 14 0
Remodelling the platforms at Mahalaxmi Sidings	28,469 0 0	12,087 13 0	40,496 13 0
Construction of stables, chawls and office at Kasarwadi	55,019 4 0	66,861 13 0	1,21,880 5 6
Construction of chawls, sanitary conveniences and improvements, etc., to camp at Chembur		40 3 0	40 3 0
	21,91,419 2 0	Cr. 19,483 5 0	21,71,935 13 0
VII—Street Cleansing, etc., Total Rs.	85,75,381 15 11	Cr. 19,483 5 0	85,55,898 10 11
VIII—ROADS, DRAINS AND SEWERS.			
ROADS AND OVERBRIDGES—			
Roads—			
Works completed (as per Report for 1937-38)	97,29,781 14 2		97,29,781 14 2
Works in progress—			
Remaking Roads in accordance with demands of heavy traffic	60,37,707 13 4	1,01,585 3 0	61,39,293 0 4
Widening Globe Mill passage (Municipal share)	1,19,562 15 11		1,19,562 15 11
New Footpaths	7,96,490 5 11	67,292 5 0	8,63,782 10 11
Extension of Ranade Road from Lady Jamshedji Road to Gokhale Road	4,931 10 6	4,818 5 0	9,749 15 6
Constructing a pucca retaining wall at the toe of the Walkeshwar Road to support the Embankment	11,048 4 0		11,048 4 0
Construction of Tulsi Pipe Line Road between Dadar and Matunga	21,302 12 0	9,949 5 0	31,252 1 0
Improvement of the play-ground at Mori Road	27,311 15 0	942 9 0	28,254 8 0
Providing 20' promenade on the west side and widening the existing carriageway of Hornby Vellard to 60'	1,268 5 0	75,934 9 0	77,202 14 0
Widening 1st Marine Street	5,882 2 11	2,19,991 11 0	2,25,873 13 0
Construction of Tulsi Pipe Line Road Western half width with footpath, carriageway, etc., in front of plots leased to the King George the V Memorial Infirmary		Cr. 25 3 0	Cr. 25 3 0
Additions and alterations to the Bullock Hospital at Souter Street to convert it for use as godowns, etc., and other offices		15,830 7 0	15,830 7 0
Construction of South approach of Bandra Causeway		1,820 14 0	1,820 14 0
	70,25,508 3 2	4,98,140 1 0	75,23,648 4 2
	1,67,55,288 1 4	4,98,140 1 0	1,72,53,428 2 4
OVERBRIDGES—			
Works completed (as per Report for 1937-38)	43,42,958 5 1		43,42,958 5 1
Dadar Overbridge	5,52,607 15 11		5,52,607 15 11
Widening the Bridge at Love Grove Pumping Station and improving the bed of the channel	61 4 3	2,02,903 10 3	2,02,964 14 6
Widening Bellasis Road Bridge	66,229 9 0	74,058 6 0	1,40,287 15 0
	49,61,857 1 11	2,76,962 0 3	52,38,819 2 2
STREET IMPROVEMENTS—			
Street Improvements in different places—Set-backs	96,19,149 7 0	9,29,959 4 8	1,05,49,108 11 8
Adding set-backs to roads		26,611 3 0	26,611 3 0
Special Street Improvements	19,000 0 0		19,000 0 0
	96,38,149 7 0	9,56,570 7 8	1,05,94,719 14 8
Roads, Overbridges and Street Improvements, Total Rs.	3,13,55,294 10 3	17,31,672 8 11	3,30,86,967 3 2
Roads, Drains and Sewers—Carried forward	3,13,55,294 10 3	17,31,672 8 11	3,30,86,967 3 2

† Inclusive of Rs. 1,56,500 contributed by the Port Trust for Wari Bunder Road.

‡ This was paid out of the Road Improvement Fund.

Appendix No. 8—Continued.

	Capital Expenditure upto 31st March 1938.	Expended during the year.	Total Capital Expenditure upto 31st March 1939.
	Rs. a. p.	Rs. a. p.	Rs. a. p.
VIII.—ROADS, DRAINS AND SEWERS.			
Roads, Drains and Sewers—Brought forward	3,13,55,294 10 3	17,31,572 8 11	3,30,86,867 3 9.
DRAINS AND SEWERS—			
Works completed (as per Report for 1937-38)	5,23,26,326 12 4		3,23,26,326 12 4
Works in progress—			
Sewerage Scheme for the Northern Part of the Island	17,09,577 14 4	2,63,902 13 7	19,73,480 11 11
Sludge Digestion Plant	2,94,909 7 6	42,188 4 0	3,37,097 11 6
Construction of Subsidiary and Branch Sewers in connection with the Sewerage Scheme for the Northern part of the City—	5,50,758 12 10	4,67,402 13 8	10,18,156 10 4
Providing a 30" circular Concrete Sewer at Bellasis Road between Ripon Road and Lamington Road	61,240 3 6	43,166 10 0	1,04,406 13 6
Providing S. W. drainage arrangements in Haines Road between Love Grove Road and the culvert over the open channel drain	16,343 4 0	16,343 4 0
Providing closed S. W. drainage arrangements in lieu of the existing open side drains along Queen's Road—			
(1) Between Church Gate Street and 1st Marine Street	15,507 0 0	15,507 0 0
(2) Between Lohar Street and Thakurdwar Road	12,834 13 0	12,834 13 0
Providing a new sewer at Ripon Road	205 8 0	205 8 0
Providing S. W. drainage arrangements in lieu of the existing outlets on Chowpatty foreshore	174 6 0	174 6 0
Providing a sewer for conveying the sewage from Worli ejector to Love Grove Pumping Station	Cr. 52 8 0	18,277 13 0	18,225 5 0
Completion of House drainage connections in different parts of the city	49,992 9 0	69,793 12 0	1,19,786 5 0
Construction of water gullies on various roads in the city	4,866 8 0	3,767 5 0	8,633 13 0
Renewal of the existing old masonry drains in Abdul Rehman Street, Masjid Bunder Road and Nagdevi Street	20,038 10 0	37,655 12 0	57,694 5 0
Providing 15" pipe sewer along Jerbai Wadia Road	13,314 2 0	13,314 2 0
Renewal of old masonry storm water drains in the City	14,113 3 0	14,113 3 0
Providing S. W. drain in place of the existing Dhapa drain in Ripon Road between Sankli Street and Byculia Station Road	20 9 0	20 9 0
Providing 54" and 51" Hume Pipe S. W. drains in Tulsi Pipe Line Road from its junction with Haines Road Channel for a distance of 880' towards Fergusson Road and	Cr. 8 6 0	Cr. 8 6 0
Providing 9" pipe sewer in the western footpath of Tulsi Pipe Line Road from the junction of Haines Road towards Fergusson Road for a distance of 880'	Cr. 8 7 0	Cr. 8 7 0
Improving sewerage facilities in Colaba area	14,942 8 0	14,942 8 0
Providing Purification Works at Love Grove Pumping Station (preliminary expenses)	7,927 13 6	7,927 13 6
Works in connection with the scheme for the sewerage at Wadala-Gowari, parts of Sewri, Sion and Dharavi	80 14 0	80 14 0
Works in connection with removal of the surcharged condition of the sewers in the City—			
(1) Construction of sump well and supply and erection of pumping station	49 4 0	49 4 0
(2) Construction of 42" and 48" high level gravitation sewers in Haines Road	74 11 0	74 11 0
Drains and Sewers Total Rs.	8,50,62,718 4 6	9,96,661 6 7	8,60,59,379 11 1
VIII.—Road, Drains and Sewers—Total Rs.	6,64,18,012 14 9	27,28,333 15 6	6,91,46,346 14 3
IX.—MECHANICAL.			
Works Completed—(as per Report for 1937-38)	26,79,622 13 6	26,79,622 13 6
Works completed during the year—			
Providing two electrically driven pumps at Love Grove Pumping Station	47,090 13 8	47,090 13 8
Improvements to the ejector system in the Colaba area—			
(1) Compressor Plant at Colaba	24,492 8 7	24,492 8 7
(2) Providing transformers and static condensers to the existing compressor plant and providing an additional 1,400 c.ft. slow speed compressor plant	44,245 9 0	44,245 9 0
Installing water coolers at the air compressor stations at Victoria Gardens, Fergusson Road and Warden Road	6,071 13 0	6,071 13 0
	1,21,900 12 3	1,21,900 12 3
Mechanical—Carried forward	28,01,523 9 9	28,01,523 9 9

† This includes Rs. 15,995-1-0 met out of Premia on Loans.

Appendix No. 8—continued.

	Capital Expenditure upto 31st March 1938.	Expended during the year.	Total Capital Expenditure upto 31st March 1939.
	Rs. a. p.	Rs. a. p.	Rs. a. p.
IX—MECHANICAL—			
IX—Mechanical—Brought forward	28,01,523 9 9	28,01,523 9 9
Works in progress—			
Purchase of necessary Plant and Machinery to utilise surplus sludge Gas available at the sludge Digestion Plant to run the Municipal motor lorries	43 8 0	36,366 7 0	36,409 15 0
Improving the ejector system in the City	2,09,077 6 10	2,946 0 0	2,12,023 6 10
Repairing the old foundry shed in the Municipal Workshop compound so as to make it suitable for housing steam rollers during the monsoon	693 7 0	693 7 0
Replacing the existing Refrigerator Plant at the A.C. Market with a new and up-to-date Plant	49 8 0	49 8 0
	2,09,120 14 10	40,055 6 0	2,49,176 14 10
IX—Mechanical—Total Rs.	30,10,644 8 7	40,055 6 0	30,50,699 14 7
X—BUILDINGS, LAND ACQUISITION AND MANAGEMENT			
COMPLETED WORKS TRANSFERRED FROM—			
XII—Building Regulations and other measures for Public Safety— (As per Report for 1937-38)			
Golanji Hill Road (Part expenditure booked under VIII Roads, etc.)	7,66,590 3 0	271 1 0	7,66,861 4 0
Hornby Road to Ballard Pier Road	1,88,09,393 15 6	3,78,106 0 1	1,91,87,500 0 7
Dalal Street	4,01,322 14 1	4,01,322 14 1
Mahim Park	58,50,992 14 4	94,305 6 0	59,45,298 4 4
Mahaluxmi Overbridge	13,13,540 6 10	7,756 10 6	13,21,297 1 4
Plant and Machinery	20,673 0 2	20,673 0 2
	2,71,62,512 11 11	4,80,439 2 7	2,76,42,951 14 6
MAHIM DEVELOPMENT SCHEMES—			
Scheme I—Construction of a proposed road from Lady Jamshedji Road to Mahim Station	4,38,023 3 8	9,663 12 0	4,47,687 2 8
Scheme II—Construction of two proposed roads and a park between Nardulla Tank and Dadar Kumbharwada	7,63,105 12 8	7,63,105 12 8
Scheme III—Extension of the new DeLisle Road northwards to Lady Jamshedji Road	18,71,704 6 0	10,096 2 0	18,81,800 8 0
Scheme IV—Widening and improving Lady Jamshedji Road	33,57,482 14 11	272 1 0	33,57,210 13 11
Scheme V—Road in continuation of Mahim Bazaar Cross Road to Tulsi Pipe Line Road	3,15,367 14 7	1,674 12 0	3,17,042 1 7
Scheme VI—Proposed Road between Matunga and Dadar Station connecting Lady Jamshedji Road with Tulsi Pipe Line Road (Road marked A, B)	63,485 1 8	63,485 1 8
Scheme VII—Roads to be constructed in the area south of proposed Road between Matunga and Dadar Station as per Scheme No. VI. (Roads marked B, D, C, D and D E)	4,09,890 13 7	13 14 0	4,09,904 11 7
Scheme VIII—Roads to the south and north of E. D. Sassoon Dye Works	2,75,385 5 6	1,324 2 0	2,76,709 7 6
Laying mains in Mahim Development Schemes	96,706 11 4	96,706 11 4
Diversion of water mains affected by the Mahim Development Works	3,148 14 10	3,148 14 10
	75,94,301 2 9	22,500 9 0	76,16,801 11 9
Interest on Capital	70,10,837 10 2	70,10,837 10 2
X—Buildings, Land Acquisition and Management—Total Rs.	4,17,84,943 11 3	5,02,939 11 7	4,22,87,883 6 10
XI—FIRE BRIGADE			
Works completed (as per Report for 1937-38)	10,59,485 14 9	10,59,485 14 9
Work in progress—			
Construction of a new Fire Brigade Station at Gunbow Street on Plots 48 and 49, Hornby Road to Ballard Pier Scheme	41,878 15 0	1,79,067 0 0	1,20,946 0 0
XI—Fire Brigade—Total Rs.	11,01,364 13 9	1,79,067 0 0	11,80,431 14 9
XIII—GARDENS AND OPEN SPACES			
Works completed (as per Report for 1937-38)	36,71,526 11 9	36,71,526 11 9

Appendix No. 8—continued.

	Capital Expenditure upto 31st March 1938.	Expended during the year.	Total Capital Expenditure upto 31st March 1939.
	Rs. a. p.	Rs. a. p.	Rs. a. p.
XIV—MARKETS AND SLAUGHTER HOUSES.			
Works completed (as per Report for 1937-38)	77,34,363 7 4		77,34,363 7 4
Work in progress—			
Construction of a market at Gold Mohur Castle, Byculla, with carriageway, footpath, drainage and lighting	27,953 9 0	63,167 11 0	91,121 4 0
Construction of Fort Market		2,733 5 0	2,733 5 0
Additions and Improvements in Dadar Market		8,842 8 0	8,842 8 0
Additions and Improvements in Bandra Slaughter House		2,097 0 0	2,097 0 0
XIV—Markets and Slaughter Houses—Total Rs.	77,62,317 0 4	76,840 8 0	78,39,157 8 4
XV—SLUM SERVICE.			
Works in progress—			
Construction of storm water channel from Haines Road to Love Grove		37,553 13 0	37,553 13 0
Construction of Drains and filling in storm water from Globe Mill passage to Fergusson Road		50 14 0	50 14 0
Construction of Drains and filling in storm water channel from Fergusson Road to Haines Road		295 8 0	295 8 0
XV—Slum Service—Total Rs.		37,900 8 0	37,900 8 0
DISCOUNT AND OTHER CHARGES ON THE LOANS			
Discount and other charges on the loan of Rs. 30 lakhs of 1937-38	2,89,648 5 3	30,000 14 0	2,89,648 5 3
Discount and other charges on the loan of Rs. 30 lakhs of 1938-39		15,000 14 0	15,000 14 0
Discount and other charges—Total Rs.	2,89,648 5 3	45,001 12 0	*3,34,650 1 3
PLANT AND MACHINERY—COMPLETED ITEMS.			
II—WATER WORKS.			
One crude oil or Petrol Loco. for Transport of heavy pipes and materials for works on the pipe lines outside the city	11,980 0 0		11,980 0 0
V—P. H. DEPARTMENT.			
Purchase of a boiler for the disinfection at Sukhlaji Street	1,812 2 0	4 14 0	1,817 0 0
VII—STREET CLEANSING, Etc.			
Purchase of ten steel-wood composite wagons (1936)	26,411 0 0	Cr. 3,813 14 0	22,597 2 0
Purchase of ten steel-wood composite wagons (1937)	27,111 0 0		27,111 0 0
VIII—ROADS, DRAINS AND SEWERS.—			
Purchase of three 4-ton and one 6-ton Road Rollers	26,511 0 0	1,900 0 0	28,411 0 0
Purchase of four 1 to 2 ton lorries	10,495 5 0		10,495 5 0
Purchase two light weight rollers of about, 2-4 tons weight (Petrol rollers)	9,700 0 0		9,700 0 0
Purchase of a set of Air Compressor, pavement breaker rammers, etc., with hose and spares	10,690 0 0	114 0 0	10,804 0 0
Purchase of three concrete mixers (one of 12½ c. ft. capacity and two small portable ones of 4½ c. ft. capacity)	4,135 0 0		4,135 0 0
IX—MECHANICAL.			
Purchase of machinery for the Municipal Workshops for change over from steam to electric drive plant	2,036 14 0	7,826 3 0	9,863 1 0
XI—FIRE BRIGADE—			
Purchase of one heavy type Petrol Motor Fire Engine complete	26,110 0 0		26,110 0 0
Purchase of one light type Petrol Motor Fire Engine complete	13,750 0 0		13,750 0 0
Purchase of one self-contained portable Fire Pump	5,995 0 0		5,995 0 0
Purchase of one heavy type Petrol Motor Fire Engine complete	25,200 0 0		25,200 0 0
Purchase of one 60 ft. Fire Escape	3,995 0 0		3,995 0 0
SUSPENSE ACCOUNT—Quarries and Crushers (Sewri Crusher)—			
Purchase of two stone-crushers	20,290 13 0		20,290 13 0
SUSPENSE ACCOUNT (Mechanical Transport)—			
Purchase of two (about 1½ ton) lorries	4,835 2 0		4,835 2 0
Purchase of one low loading lorry complete with hydraulic tipping gear for transport of road materials	13,054 11 0		13,054 11 0
Municipal Printing Press—			
Purchase of one Cylinder Printing Machine	11,750 0 0		11,750 0 0
Purchase of one Lino-type Machine	18,300 0 0		18,300 0 0
Plant and Machinery purchased during 1938-39	2,74,162 15 0	6,031 3 0	2,80,194 2 0
II—Water Works.			
Tractor lorry with a detachable trailer of an improved type fitted with pneumatic tyres		7,500 0 0	7,500 0 0
A compact (self-priming) portable pumping set capable of delivering above 1,000 gallons of water per minute		4,890 0 0	4,890 0 0
Hydraulic Testing Machine for C. I. Pipes in 18 feet lengths		8,490 0 0	8,490 0 0
VII—STREET CLEANSING AND CONSERVANCY—			
Purchase of ten steel and wood composite wagons (1938)		26,480 0 0	26,480 0 0
Plant and Machinery Works in Progress—Carried forward		47,360 0 0	47,360 0 0
Plant and Machinery—Carried forward	2,74,162 15 0	6,031 3 0	2,80,194 2 0

* Out of this a sum of Rs. 11,004-15-0 was met out of premia on loans.

Appendix No. 8—continued.

	Capital Expenditure upto 31st March 1938.		Expended during the year.		Total Capital Expenditure upto 31st March 1939.	
	Rs.	a. p.	Rs.	a. p.	Rs.	a. p.
PLANT AND MACHINERY—Brought forward	2,74,162	15 0	16,031	7 3 0	2,80,193	22 0
Plant and Machinery Works in Progress—Brought forward			47,360	0 0	47,360	0 0
VIII—ROADS, DRAINS AND SEWERS—						
Purchase of one 4 to 5 ton Diesel lorry for transport of road materials			15,429	4 0	15,429	4 0
Purchase of three Bitumen Boilers (one of 500 gallons capacity and two of 320 gallons capacity each)			5,590	0 0	5,590	0 0
Purchase of three pumps			4,830	0 0	4,830	0 0
Purchase of two concrete mixers			7,432	0 0	7,432	0 0
Purchase of two Bitumen Boilers of 250 gallons capacity			2,250	0 0	2,250	0 0
IX—MECHANICAL—						
Purchase of one Silt Motor Lorry fitted with suitable Tank Body for the removal of detritus from Dadar Purification Works			13,418	0 0	13,418	0 0
Purchase and installation of a new Weigh-bridge at the Municipal Workshops			1,564	8 0	1,564	8 0
XI—FIRE BRIGADE—						
Purchase of one 100 feet Petrol Motor Turnable Ladder complete			56,675	0 0	56,675	0 0
Purchase of one 50 feet Fire Escape complete			4,665	0 0	4,665	0 0
Municipal Printing Press—						
Purchase of two Monotype Machines			39,000	0 0	39,000	0 0
Purchase of one Centurette Printing Machine			12,650	0 0	12,650	0 0
			2,10,863	12 0	2,10,863	12 0
	2,74,162	15 0	2,18,894	15 0	4,91,057	14 0
Assets written off			Cr. 18,655	9 0	Cr. 18,655	9 0
Plant and Machinery—Total Rs.	2,74,162	15 0	1,98,239	6 0	4,72,402	5 0
Trust Funds—						
Works completed (as per Report for 1937-38)	35,17,006	4 2			35,17,006	4 2
Purchasing and installing a Deep X-Ray Therapy Apparatus at the K. E. M. Hospital	25,129	5 6	1,389	2 0	26,518	7 6
	35,42,135	9 8	1,389	2 0	35,43,524	11 8
Works in progress—						
Construction of one Ward in the general unit and another Ward in the Small-pox unit with the covered passages and the roads leading to them at the A. R. Hospital, (Part expenditure under Loan Fund)			21,104	13 10	21,104	13 10
Construction of Nurses' Quarters and Store-room at A. R. Hospital (Part expenditure under Loan Fund)			15,304	15 0	15,304	15 0
Extension of K. E. M. Hospital (Part expenditure under Loan Fund)			11,601	0 0	11,601	0 0
			48,010	12 10	48,010	12 10
Trust Fund—Total Rs.	35,42,135	9 8	49,399	14 10	35,91,535	8 6
Worn-out Water Mains Renewal Fund—						
Works completed (as per Report for 1937-38)	6,90,230	12 1			6,90,230	12 1
Replacing 24" main through old Government House Compound at Parel	9,524	8 0	8,262	2 2	17,786	10 2
	6,99,755	4 1	8,262	2 2	7,08,017	6 3
Works completed during the year—						
Replacing Water Mains less than 6" by large ones in F and G Wards	70,336	12 10			70,336	12 10
Replacing 4" main by 9" and 6" one in Dharavi Road between Bombay-Agra Road and 12' Dharavi Passage	21,931	1 7			21,931	1 7
Replacing 4" main in Worli Koliwada Road by 9" main	16,957	1 0			16,957	1 0
Replacing 5" main in Fanaswadi Street by 9" main	9,513	3 6			9,513	3 6
Replacing 3" main in Dharamshala Street by 5" main	688	5 0			688	5 0
	1,19,426	7 11			1,19,426	7 11
	8,19,181	12 0	8,262	2 2	8,27,443	14 2
Works in progress—						
Enlarging the existing 9" and 6" water mains in Sewri New Road to 12" in diameter from 18" main in Reay Road upto Road opposite Sewri Cemetery	59,620	15 0	Cr. 585	12 0	59,035	3 0
Enlarging 5" and 7" water mains in Naigaum Cross Road to 9" from Naigaum Road upto S. V. on the west of the Railway Lines			24,001	1 0	24,001	1 0
Works in progress—Carried forward	59,620	15 0	23,415	5 0	74,036	4 0
Worn-out Water Mains Renewal Fund—Carried forward	8,19,181	12 0	8,262	2 2	8,27,443	14 2

Appendix No. 8—concluded.

	Capital Expenditure upto 31st March 1938.		Expended during the year.		Total Capital Expenditure upto 31st March 1939.	
	Rs.	a. p.	Rs.	a. p.	Rs.	a. p.
Worn-out Water Mains Renewal Fund—Brought forward	8,10,181	12 0	8,269	2 2	8,27,448	14 2
Worn-out Water Mains Renewal Fund—Work in progress—Brought forward	50,620	15 0	23,415	5 0	74,036	4 0
Work in progress—						
Replacing the 3" water mains in Sewri Road by 6" in Sewri New Road upto its dead-end			5,298	6 0	5,298	6 0
Enlarging 4" and 3" water mains in Ghoghari Moholla to 6" between Banian Street and Erakin's Road			6,657	4 0	6,657	4 0
	50,620	15 0	35,370	15 0	86,991	14 0
Worn-out Water Mains Renewal Fund—Total Rs.	8,69,802	11 0	43,633	1 2	9,13,435	12 2
LAND AND BUILDINGS FUND—						
Lands purchased and buildings erected out of the Municipal Land and Buildings Fund—						
Works completed (as per Report for 1937-38)	43,03,043	6 8			43,03,043	6 8
V. V. SHALIGRAM,			M. D. BHAT,			
Chief Accountant			Municipal Commissioner			

Appendix

Statement showing (1) the total amount of Municipal Loans

1	2		3		4		5		6	
	Rs.	a. p.	Rs.	a. p.	Rs.	a. p.	Rs.	a. p.	Rs.	a. p.
Total of different Municipal loans raised (as per Annual Report for 1937-38)	23,77,82,099	2 3	1,06,33,000	0 0	22,71,49,099	2 3				
New loan in 1938-39 (Loan of Rs. 30 lakhs sanctioned in 1937-38)	30,00,000	0 0			30,00,000	0 0				
Loan of Rs. 30 lakhs sanctioned for 1938-39 (Amount raised)	15,00,000	0 0			15,00,000	0 0				
Temporary advance from Land Sales Reserve Fund	3,50,000	0 0			3,50,000	0 0				
Advance from Special Fund for purchase of Plant & Machinery	2,16,600	0 0			2,16,600	0 0				
Grand Total Rs. . .	24,28,48,699	2 3	1,06,33,000	0 0	23,22,15,699	2 3	13,90,195	4 5	9,55,54,461	3 3
Works executed out of Special Funds and Contributions:—										
(1) Out of Contributions from—										
G. I. P. Railway for removing and relaying 32 nd Vihar Main, South of Kurla										
Port Trust for Wari Bunder Road										
Government for Construction of Primary School Buildings										
(2) Out of Premia on Loans										
(3) Out of Special Funds:—										
Invested Fund										
Nesbit Road Invested Fund										
Road Improvement Fund										
Loan Works Establishment										
Development Fund Receipts										
Contribution from Revenue towards Bai Jerbai Wadia Hospital for Children										
							21,24,521	12 8	9,63,09,108	15 10
Deduct—										
Plague Expenditure										
Amounts written off on account of properties not existing										
							82,305	14 10		
							20,42,215	13 10	9,63,09,108	15 10

V. V. SHALIGRAM,
Chief Accountant.

No. 9.

raised (2) the expenditure incurred thereon

III—Education, Primary.	V—Public Health.	VI—Medical and Educa	Discount and other charges on Loans.	Plant and Machinery.	Total amount Expended on Works upto 31st March 1939.	Balance Unexpended on 1st April 1939.
			18	19	20	21
Rs. a. p.	Rs. a. p.	Rs.	Rs. a. p.	Rs. a. p.	Rs. a. p.	Rs. a. p.
17,05,807 15 11	34,07,127 10 0	65,25,970	3,23,645 2 3	4,91,057 14 0	23,19,95,456 2 3	2,20,243 0 0
5,00,000 0 0			11,004 15 0			
		7,00,000				
22,05,807 15 11	34,07,127 10 0	72,25,970	3,34,650 1 3	4,91,057 14 0		
	20,00,000 0 0					
	3,912 13 0			18,655 9 0		
	20,03,912 13 0					
22,05,807 15 11	14,03,214 13 0	72,25,970	3,34,650 1 3	4,72,402 5 0		

Rs. a. p.

Total Receipts
(Col. 4) .. 23,22,15,699 3 3

Total Expenditure
(Col. 20) .. 23,19,95,456 2 3

Balance .. 2,20,243 0 0

† Inclusive of the sum of Rs. 42,2-0 out of the advance for the purchase of plant and machinery.

M. D. BHAT,

Municipal Commissioner.

Statement showing (1) the total amount of Municipal Loans

	Amount raised.	Amounts repaid out of cash balances.	Net Amount available for expenditure.	I—General Superintendence, Collection of Revenue.	II—Water Works.
1	2	3	4	5	6
	Rs. a. p.	Rs. a. p.	Rs. a. p.	Rs. a. p.	Rs. a. p.
Total of different Municipal loans raised (as per Annual Report for 1937-38)	23,77,82,099 2 3	1,06,33,000 0 0	22,71,49,099 2 3		
New loan in 1938-39 (Loan of Rs. 30 lakhs sanctioned in 1937-38)	30,00,000 0 0	30,00,000 0 0		
Loan of Rs. 30 lakhs sanctioned for 1938-39 (Amount raised) ..	15,00,000 0 0	15,00,000 0 0		
Temporary advance from Land Sales Reserve Fund	3,50,000 0 0	3,50,000 0 0		
Advance from Special Fund for purchase of Plant & Machinery	2,16,600 0 0	2,16,600 0 0		
Grand Total Rs. ..	24,28,48,699 2 3	1,06,33,000 0 0	23,22,15,699 2 3	13,90,195 4 5	9,55,54,461 3 3
Works executed out of Special Funds and Contributions :—					
(1) Out of Contributions from—					
G. I. P. Railway for removing and relaying 32" Vehar Main, South of Kurla					
Port Trust for Wari Bunder Road					
Government for Construction of Primary School Buildings					
(2) Out of Premia on Loans					
(3) Out of Special Funds :—					
Invested Fund					
Nesbit Road Invested Fund					
Road Improvement Fund					
Loan Works Establishment					
Development Fund Receipts					
Contribution from Revenue towards Bai Jerbai Wadia Hospital for Children					
				21,24,521 12 8	9,63,09,108 15 10
Deduct—					
Plague Expenditure					
Amounts written off on account of properties not existing					
				82,305 14 10
				20,42,215 13 10	9,63,09,108 15 10

V. V. SHALIGRAM,
Chief Accountant.

No. 9.

raised (2) the expenditure incurred there-against and (3) the invested balances of the Loans on 31st March 1939.

III—Education, Primary.	V—Public Health.	VI—Medical Relief and Education.	VII—Street Cleansing, Conservancy, Road Watering and Halalkhore Service.	VIII—Roads, Drains and Sewers.	IX—Mechanical.	X—Buildings, Land Acquisition and Management.	XI—Fire Brigade.	XIII—Gardens and Open Spaces.	XIV—Markets and Slaughter Houses.	XV—Slum Service.	Discount and other charges on Loans.	Plant and Machinery.	Total amount Expended on Works upto 31st March 1939.	Balance Unexpended on 1st April 1939.
7	8	9	10	11	12	13	14	15	16	17	18	19	20	21
Rs. a. p.	Rs. a. p.	Rs. a. p.	Rs. a. p.	Rs. a. p.	Rs. a. p.	Rs. a. p.	Rs. a. p.	Rs. a. p.	Rs. a. p.	Rs. a. p.	Rs. a. p.	Rs. a. p.	Rs. a. p.	Rs. a. p.
17,05,807 15 11	34,07,127 10 0	65,25,970 7 9	83,52,442 13 3	6,91,97,477 4 3	30,50,699 14 7	2,92,98,772 15 5	11,80,431 14 9	36,53,656 12 1	78,25,808 11 4	37,900 3 0	3,23,645 2 3	4,91,057 14 0	23,19,95,456 2 3	2,20,243 0 0
.....	1,56,500 0 0	Total Receipts (Col. 4) .. 23,22,15,699 2 3	Rs. a. p.
5,00,000 0 0	15,995 1 0	53,848 11 11	11,004 15 0	Total Expenditure (Col. 20) .. 23,19,95,456 2 3	
.....	49,844 8 0	Balance .. †2,20,243 0 0	
.....	19,000 0 0	† Inclusive of the sum of Rs. 42-2-0 out of the advance for the purchase of plant and machinery.	
.....	17,869 15 8		
.....	3,02,317 3 8	1,29,89,110 7 5		
.....	7,00,000 0 0		
22,05,807 15 11	34,07,127 10 0	72,25,970 7 9	86,54,760 0 11	6,94,38,816 13 3	30,50,699 14 7	4,22,87,883 6 10	11,80,431 14 9	36,71,526 11 9	78,79,857 7 3	37,900 3 0	3,34,650 1 3	4,91,057 14 0		
.....	20,00,000 0 0	18,655 9 0		
.....	3,912 13 0	98,861 6 0	2,92,469 15 0	40,499 14 11		
.....	20,03,912 13 0		
22,05,807 15 11	14,03,214 13 0	72,25,970 7 9	85,55,898 10 11	6,91,46,346 14 3	30,50,699 14 7	4,22,87,883 6 10	11,80,431 14 9	36,71,526 11 9	78,39,157 8 4	37,900 3 0	3,34,650 1 3	4,72,402 5 0		

M. D. BHAT,
Municipal Commissioner

Appendix No. 10.

SINKING FUND.

Statement showing the Actual Investments on account of the Sinking Fund of different Municipal Loans upto 31st March 1939, compared with the amounts which should have accumulated upto that date on the basis of the Fixed Instalments and the sums set aside as Sinking Fund as at 31st March 1939.

NAME OF LOAN.	Amount raised.	When raised.	When repayable.	Amount of Annual Sinking Fund Instalment.	Date when Sinking Fund commenced.	Amount of Sinking Fund which should have accumulated upto 31st March 1939 at Compound Interest.
1	2	3	4	5	6	7
6 per cent. Municipal Loans (4 per cent. basis).						
60 Lakhs Loan for the Improvement of Water Supply in Bombay.	Rs. 1,60,00,000	Between 22nd Sept. 1924 and 31st March 1925 (First issue). Between 18th Nov. 1924 and 31st March 1925 (Second issue).	1st December 1954	Rs. 2,85,280	1st December 1925	Rs. 52,87,897
and 6 per cent. Municipal Loans (3½ per cent. basis).						
47 Lakhs Tansa Water Works Loan.	1,47,00,000	Between 5th June 1886 and 24th Dec. 1891.	(a) Between 1st January 1928 and 1st January 1953.	3,40,615	1st January 1893	22,63,059
10 Lakhs Loan for the Conversion of S. W. Reservoir at Clerk Road into a Public Park.	(A) 10,00,000	2nd July 1920.	1st July 1950	5,089	1st July 1921	1,27,942
5 Lakhs Loan for the construction of roads, miscellaneous works including Development Works.	25,00,000	1st Jan. 1928	1st January 1958	48,428	1st January 1929	6,42,013
7 Lakhs Loan (1929-30)	26,21,500	From 19th July 1929 to 1st August 1929.	1st August 1959	50,782	1st August 1930	5,38,806
1.43 Lakhs Loan for the repayment of 40 Lakhs Loan due 19th December 1929.	26,14,000	Do.	1st August 1959 or at the option of the Corporation on or after 1st August 1949 on giving three months' notice by public advertisement.	50,637	Do.	5,37,271
1.3 Lakhs Loan for the repayment of Rs. 39,94,000 out of 6 per cent. 50 Lakhs Loan due 1st August 1929.	8,45,500	Do.	1st August 1959 or at the option of the Corporation on or after 1st August 1954 on giving three months' notice by public advertisement.	18,379	Do.	1,73,788
1.5 Lakhs Loan (1930-31)	40,00,000	From 20th Sept. 1930 to 6th Oct. 1930.	1st September 1960 or at the option of the Corporation on or after 1st September 1950 on giving 3 months' notice by public advertisement.	77,484	1st June 1931	7,21,819
						50,04,738
Carried forward						1,02,92,635

(A)—This amount has been raised from the Western India Turf Club, Ltd., and the debentures issued to Western India Turf Club, Ltd. are to be repurchased by the Municipal Corporation after 20 years from 1st July 1920, the date on which the loan was raised for investment against the Sinking Funds on the Municipal Loans.

(a)	Rs.	Repayable on
	2,00,000	1-1-1928.
	52,91,500	1-1-1933.
	22,08,500	1-1-1943.
	17,00,000	1-1-1946.
	10,00,000	1-1-1948.
	43,00,000	1-1-1953.

Rs. 1,47,00,000

Less—

Rs. 2,00,000 Repaid on 1st January 1928.

Rs. 52,79,000

Repaid from 1-1-33 to 31-3-39.

Rs. 54,79,000

Rs. 92,21,000

† All the Sinking Fund Instalments were re-arranged during 1906-07 on a 3½ per cent. basis as per Corporation Resolution No. 4946 of 12th February 1905 and were further re-arranged from 1st April 1928 as per Corporation Resolution No. 6114 of 12th September 1927.

Appendix No. 10 contd.

NAME OF LOAN.	Amount raised.	When raised.	When repayable.	Amount of Annual Sinking Fund Instalment.	Date when Sinking Fund commenced.	Amount of Sinking Fund which should have accumulated up to 31st March 1939 at Compound Interest.
1	2	3	4	5	6	7
Rs.	Rs.			Rs.		Rs.
Brought over ..						1,02,92,635
4 per cent. Municipal Loans (3½ per cent. basis).						
23½ Lakhs Loan for Drainage and other works.	23,25,000	12th and 31st January 1894 and 11th and 15th July 1895.	1st July 1935	2,000		2,000
25 Lakhs Loan for Sewerage, Water, etc., Works.	25,00,000	17th and 18th July 1899.	1st November 1939	29,773	1st November 1900	24,20,809
19½ Lakhs Loan for Sewerage Roads and other Sanitary Works.	19,25,000	18th and 19th July 1899 and Sept. 1900.	1st June 1940	22,810	1st June 1901	18,04,578
24½ Lakhs Loan for certain Sewerage and Water Works.	24,75,000	6 lakhs between 15th June and 1st July 1901.	1st June 1943	28,429	1st June 1904	20,07,644
		11 lakhs between 23rd Aug. and 31st Oct. 1901.				
		4 lakhs between 19th Aug. and 28th Oct. 1902 and 3½ lakhs on 9th Sept. 1903.				
30 Lakhs Loan for Buildings Drainage Works, etc.	30,00,000	1st Nov. 1920	1st January 1951	58,118	1st January 1922	14,36,200
						76,71,331
					Carried forward	1,79,68,866

Appendix No. 10 concluded.

NAME OF LOAN.	Amount raised.	When raised.	When repayable.	Amount of Annual Sinking Fund Instalment.	Date when Sinking Fund commenced.	Amount of Sinking Fund which should have accumulated up to 31st March 1939 at Compound Interest.	
1	2	3	4	5	6	7	
	Rs.			Rs.		Rs.	
Brought over							1,79,63,966
4 per cent. Municipal Loans (3 per cent. basis).							
2nd 24½ Lakhs Loan for Sewerage Works.	24,75,000	12 lakhs on 3rd Sept. 1905 and 12½ lakhs on 9th Sept. 1907.	1st August 1946	32,823	1st August 1907	17,57,752	
13½ Lakhs Loan for the construction of Quarters for Halalkhores and Biggaries.	13,50,000	7th Aug. 1908.	1st May 1938			43,500	
15 Lakhs Loan for Street Improvements.	15,00,000	29th July 1909.	1st May 1949	19,893	1st May 1910	9,24,271	
30 Lakhs Loan for the acquisition of sites, for the construction of various Overbridges in the City.	30,00,000	29th July 1909 and 10th Aug. 1910.	1st May 1949	40,448	1st November 1910 and subsequent instalments from 1st May 1911 and 1st May 1929.	18,42,229	
55 Lakhs Loan for Miscellaneous Works.	55,00,000	7th and 10th Aug. and 1st Nov. 1911 and 1st Aug. 1913.	1st June 1942	1,21,632	1st June 1914	45,45,478	
70 Lakhs Loan for reduplication of Tansa Main and other Auxiliary Works.	70,00,000	9th Sept. 1913, 22nd July 1914 and 10th April 1915.	1st June 1942	78,148	1st June 1915	27,57,602	
20 Lakhs Loan for Street Improvements.	20,00,000	9th Sept. 1913 and 24th Sept. 1915.	1st May 1955	26,524	1st May 1916	8,84,442	
43 Lakhs Loan for Drainage, Water and Miscellaneous Works	43,00,000	1st Aug. and 24th Sept. 1915.	1st May 1946	90,382	1st May 1916	30,13,810	
1,57,69,084							
3½ per cent. Municipal Loans (3 per cent. basis).							
9 Lakhs Loan (1935-36)	9,00,000	31st Jan. 1936.	14th March 1966	18,917	14th March 1937	58,557	
3 per cent. Municipal Loans (3 per cent. basis).							
24½ Lakhs Loan (1936-37)	18,50,000	1st Nov. 1936.	1st February 1967	51,498	1st February 1938	1,05,063	
30 Lakhs Loan (1937-38)	30,00,000	1st June 1937..	14th March 1968	63,058	14th March 1939	63,151	
1,68,214							
Total Rs.							3,39,69,921
Amount actually invested upto 31st March 1939.							
	Amount of Sinking Fund invested upto 31st March 1938.	Sinking Fund Instalments paid in 1938-39.	Interest, etc., accumulations invested in 1938-39.	Total.	Amount of Interest accrued upto 31st March 1939, collected and invested in 1939-40.	Total of Columns 5 and 6.	
	2	3	4	5	6	7	
	Rs. a. p.	Rs. a. p.	Rs. a. p.	Rs. a. p.	Rs. a. p.	Rs. a. p.	
Sinking Funds	3,01,53,328 4 4	15,86,518 0 0	13,24,030 2 8	3,30,63,876 7 0			
Deduct—Withdrawn for repayment of Loans..				*12,25,187 1 0			
Total Sinking Funds..				3,18,38,689 6 0			
In Public Securities as detailed in Appendix No. 16-A..				3,18,38,568 4 2			
In Cash with the Imperial Bank of India				121 1 10			
Total ..				3,18,38,689 6 0	3,78,449 0 0	3,22,17,138 6 0	

¶ Rs. 49,40,000 repayable on 1st June 1954.
 ,, 20,60,000 ,, ,, 1st June 1974.
 Rs. 70,00,000

* The amount met from the Net Premia Fund on account of repayment of Loans representing the difference between the market value and book value of the securities withdrawn from the Sinking Fund is Rs. 87,312-15-0.
 § The market value of the securities on 31st March 1939 is Rs. 3,42,48,903-8-4, as shown in Appendix No. 16-A and after adding the cash balance of Rs. 121-1-10, and the interest accrued upto 31st March 1939 on these securities of Rs. 3,78,449-0-0 the total amount of Sinking Fund is Rs. 3,46,27,473-10-2.

V. V. SHALIGRAM,
 Chief Accountant.

M. D. BHAT,
 Municipal Commissioner.

Appendix

Statement showing Outstanding Loans due by the Municipality, the interest outstanding on 1st Imperial Bank of India, and in Office during that year

No.	Particulars of Loans.	Rate of Interest.	Balance due on 1st April 1938.	Amount raised in 1938-39.	Total.	Amount re-paid in 1938-39.
1	2	3	4	5	6	7
			Rs. a. p.	Rs. a. p.	Rs. a. p.	Rs. a. p.
Loans raised from Government.						
1	Vehar Water Works Debt	4 per cent.	12,67,793 1 9		A 12,67,793 1 9	64,422 14 0
2	Conversion Loan for the repayment of Rs. 125 Lakhs taken from Government out of the 6½ per cent. Bombay Development Loan	3½ per cent.	73,80,009 14 0		B 73,80,009 14 0	4,65,230 11 0
3	2nd Instalment out of the Loan of Rs. 1½ crores for Water Works, Roads, Drainage and Sewerage, &c.	5½ per cent. (inclusive of Income-tax) 4½ per cent.	33,61,260 0 0		C 33,61,260 0 0	1,49,997 11 0
4	140 Lakhs Loan for General Supervision, Fire Brigade, &c., purposes	5½ per cent. 5½ per cent.	16,28,542 10 0		C 16,28,542 10 0	76,902 3 0
5	65 Lakhs Loan for Tansa Triplication Scheme	5½ per cent.	79,03,421 5 0		C 79,03,421 5 0	3,52,694 14 0
6	2½ Crores Loan for Water Works, General Supervision and Development, &c., purposes	5½ per cent. 5½ per cent.	17,62,621 15 0		C 17,62,621 15 0	73,006 6 0
7	2 Crores Loan for major Development Works	5½ per cent. 5 per cent. 5½ per cent.	45,68,632 1 0		C 45,68,632 1 0	1,89,227 13 0
8	150 Lakhs Loan (1925-26)	5½ per cent. 5 per cent. 5 per cent. 3½ per cent.	76,09,215 14 0		C 76,09,215 14 0	3,15,166 3 0
			89,44,801 4 0		D 89,44,801 4 0	3,70,484 15 0
			93,39,668 5 0		C 93,39,668 5 0	3,61,437 10 0
			17,04,366 3 0		D 17,04,366 3 0	65,957 11 0
			38,62,725 7 0		C 38,62,725 7 0	1,34,132 15 0
			30,90,186 10 0		C 30,90,186 10 0	1,07,307 3 0
			23,58,506 11 0		C 23,58,506 11 0	77,228 10 0
			31,44,666 2 0		C 31,44,666 2 0	1,02,972 12 0
			32,02,109 10 0		C 32,02,109 10 0	1,10,350 14 0
	Total Loans raised from Government. Rs.		7,11,28,527 0 9		7,11,28,527 0 9	30,16,521 5 0
Loans raised from the Public.						
1	12 Lakhs Loan	4 per cent.
2	Loan of Rs. 10,08,500 for markets and other Miscellaneous Works	5 per cent.
3	Loan for House Sullage Water Connections, Agripada	5 per cent.
4	35 Lakhs Loan for various Sanitary Works	5 per cent.
5	The Tansa Water Works Loan (Rs. 147 Lakhs)	5 per cent.
6	The Loan of 23½ Lakhs for Drainage and other Works	5 per cent.	92,21,000 0 0		92,21,000 0 0
7	The 15½ Lakhs Loan for Sewerage, Wari Bunder, &c., Roads, Burial Ground and certain Water Works (1st instalment of Rs. 10 lakhs)	4 per cent.	7,000 0 0		7,000 0 0	5,000 0 0
8	Do. do. (2nd instalment of Rs. 5½ lakhs)	3½ per cent.	1,000 0 0		1,000 0 0	1,000 0 0
9	The 13½ Lakhs Loan for the construction of quarters for Halalkhores and Bigaries	4 per cent.
	Carried over .. Rs.		13,50,000 0 0		13,50,000 0 0	13,06,500 0 0
	Carried over .. Rs.		1,05,79,000 0 0		1,05,79,000 0 0	13,12,500 0 0
	Carried over .. Rs.		7,11,28,527 0 9		7,11,28,527 0 9	30,16,521 5 0

A—The loan is payable in monthly instalments of Rs. 9,498 (Principal and Interest) out of Revenue. No Sinking Fund has been created for this loan.

B—This loan is repayable out of revenue in annual equal instalments including principal and interest based on the amortisation of the loan within a period of 15 years. No Sinking Fund has been created for this loan.

C—These loans are repayable out of revenue in annual equal instalments including principal and interest based on the amortisation of the loans within a period of 30 years. No Sinking Fund has been created for these loans.

No. 11.

April 1938 on the different Loans, the amount payable for the year 1938-39, the amount paid by the and the balances outstanding on 1st March 1939.

Balance due on 31st March 1939.	Interest outstanding on 1st April 1938.	Interest payable in 1938-39.	Total Interest due.	Deduct—Interest paid by the Imperial Bank of India and in Office.	Outstanding Balance on 31st March 1939.
Rs. a. p.	Rs. a. p.	Rs. a. p.	Rs. a. p.	Rs. a. p.	Rs. a. p.
12,03,370 3 9	0 0 00,00,01	49,553 2 0	49,553 2 0	49,553 2 0	
69,14,779 3 0	0 0 00,00,02	2,39,850 5 0	2,39,850 5 0	2,39,850 5 0	
32,11,262 5 0	0 0 00,00,02	1,84,869 5 0	1,84,869 5 0	1,84,869 5 0	
15,51,640 4 0	0 0 00,00,07	77,355 13 0	77,355 13 0	77,355 13 0	
75,50,726 7 0	0 0 00,00,02	4,34,688 2 0	4,34,688 2 0	4,34,688 2 0	
16,89,615 0 0	0 0 00,00,01	92,537 10 0	92,537 10 0	92,537 10 0	
43,79,404 4 0	0 0 00,00,01	2,39,853 3 0	2,39,853 3 0	2,39,853 3 0	
72,94,049 11 0	0 0 00,00,01	3,99,483 13 0	3,99,483 13 0	3,99,483 13 0	
85,74,316 5 0	0 0 00,00,02	4,69,602 1 0	4,69,602 1 0	4,69,602 1 0	
89,78,230 11 0	0 0 00,00,02	4,66,983 6 0	4,66,983 6 0	4,66,983 6 0	
16,38,408 8 0	0 0 00,00,02	85,218 5 0	85,218 5 0	85,218 5 0	
37,28,592 8 0	0 0 00,00,02	2,02,793 1 0	2,02,793 1 0	2,02,793 1 0	
29,82,879 0 0	0 0 00,00,02	1,62,234 13 0	1,62,234 13 0	1,62,234 13 0	
22,81,278 1 0	0 0 00,00,02	1,17,925 6 0	1,17,925 6 0	1,17,925 6 0	
30,41,693 6 0	0 0 00,00,02	1,57,233 4 0	1,57,233 4 0	1,57,233 4 0	
30,91,758 12 0	0 0 00,00,02	1,20,079 2 0	1,20,079 2 0	1,20,079 2 0	
6,81,12,005 11 9	0 0 00,00,04	35,00,260 11 0	35,00,260 11 0	35,00,260 11 0	
	0 0 00,00,00	71 0 0	71 0 0	70 4 0	0 12 0
	0 0 00,00,00	90 8 0	90 8 0	90 8 0	
	0 0 00,00,01	67 14 0	67 14 0	67 14 0	
	0 0 00,00,01	102 0 0	102 0 0	102 0 0	
E 92,21,000 0 0	14,524 13 1	4,60,425 0 0	4,74,949 13 1	4,61,508 9 0	13,441 4 1
F 81 2,000 0 0	2,927 5 0		2,927 5 0	2,770 0 0	2,657 5 0
G 1 800 0 0	80 0 0		80 0 0	80 0 0	
F 43,500 0 0	15,938 12 0	H 4,500 0 0	20,438 12 0	H 11,718 13 0	8,719 15 0
92,66,500 0 0	33,711 4 1	H 4,64,996 0 0	H 4,98,707 4 1	H 4,73,888 0 0	24,818 8 1
6,81,12,005 11 9		35,00,260 11 0	35,00,260 11 0	35,00,260 11 0	

E—As under the terms of this loan, the bonds cannot be repaid to the holders before the dates stipulated in the debentures, the Sinking Fund has been invested as shown in detail in Appendix No. 10. The balance includes debentures of the face value of Rs. 12,500 due on 1st January 1933 which have remained unpaid owing to their not having been surrendered for repayment up to 31st March 1939. The debentures do not carry interest from and after the due date and will be paid when surrendered for repayment by the holders out of the Sinking Fund Investments.

F—Debentures in respect of these loans have remained unpaid owing to their not having been surrendered for repayment up to 31st March 1939. The debentures do not carry interest from and after the due dates and will be paid when surrendered for repayment by the holders out of the Sinking Fund Investments.

G—Debentures of the face value of Rs. 4,500 due 1-1-1928, 1-10-1928, 1-7-1929 and 1-7-1930 were not presented by the holder within six years from the dates of maturity and the amount thereof was credited to revenue as the claim had become time-barred. As the holders claimed the amount in 1937-38 and 1938-39 it was paid out of Revenue. The amount of interest represents balance of unpaid interest on these debentures.

Interest accrued but not paid.

No.	Particulars of Loans.	Rate of Interest.	Balance due on 1st April 1938.	Amount raised in 1938-39.	Total.	Amount re-paid in 1938-39.
1	2	3	4	5	6	7
	Brought forward Rs.		7,11,28,527 0 9		7,11,28,527 0 9	30,16,521 5 0
	Brought forward Rs.		1,05,79,000 0 0		1,05,79,000 0 0	13,12,500 0 0
	Loans raised from the Public—contd.					
10	25 Lakhs Loan for Sewerage, Water and other Sanitary Works.	4 per cent.	25,00,000 0 0		25,00,000 0 0	(a)
11	19½ Lakhs Loan for Sewerage, Roads and other Sanitary Works	4 per cent.	19,25,000 0 0		19,25,000 0 0	(a)
12	24½ Lakhs Loan for certain Sewerage and Water Works	4 per cent.	24,75,000 0 0		24,75,000 0 0	(a)
13	12½ Lakhs Loan for certain Water Works	4 per cent.				
14	The 2nd 24½ Lakhs Loan for certain Sewerage Works	4 per cent.	24,75,000 0 0		24,75,000 0 0	(a)
15	The 15 Lakhs Loan for Street Improvements	4 per cent.	15,00,000 0 0		15,00,000 0 0	(a)
16	The 30 Lakhs Loan for the Acquisition of Sites for the Construction of Over-bridges	4 per cent.	30,00,000 0 0		30,00,000 0 0	(a)
17	The 55 Lakhs Loan for Drainage, Sanitary, Water and other Miscellaneous Works	4 per cent.	55,00,000 0 0		55,00,000 0 0	(a)
18	The 70 Lakhs Loan for re-duplication of Tansa Main and other Auxiliary Works	4 per cent.	70,00,000 0 0		70,00,000 0 0	(a)
19	The 20 Lakhs Loan for Street Improvements	4 per cent.	20,00,000 0 0		20,00,000 0 0	(a)
20	The 43 Lakhs Loan for Drainage, Water, Roads and Miscellaneous Works	4 per cent.	43,00,000 0 0		43,00,000 0 0	(a)
21	The 10 Lakhs Loan for the Conversion of the Storm Water Reservoir at Clerk Road into a Public Park	5 per cent.	10,00,000 0 0		10,00,000 0 0	(a)
22	The 30 Lakhs Loan for the construction of Building and Drainage Works and the Acquisition of Land for different purposes	4 per cent.	30,00,000 0 0		30,00,000 0 0	(a)
23	160 Lakhs Loan for the Improvement of the Water Supply in Bombay (First Issue)	6 per cent.	67,77,000 0 0		67,77,000 0 0	(a)
24	Do. do. (Second Issue)	6 per cent.	92,23,000 0 0		92,23,000 0 0	(a)
25	Rs. 25 Lakhs Loan (1927-28)	5 per cent.	25,00,000 0 0		25,00,000 0 0	(a)
26	Rs. 37 Lakhs Loan (1929-30)	5 per cent.	26,21,500 0 0		26,21,500 0 0	(a)
27	Rs. 31.43 Lakhs Loan for the repayment of Rs. 40 Lakhs Loan due 19th December 1929	5 per cent.	26,14,000 0 0		26,14,000 0 0	(a)
28	Rs. 28 Lakhs Loan for the repayment of Rs. 39,94,000 out of 6 per cent. 50 Lakhs Loan due 1st August 1929	5 per cent.	8,45,500 0 0		8,45,500 0 0	(a)
29	Rs. 40 Lakhs Loan (1950-60)	6 per cent.	40,00,000 0 0		40,00,000 0 0	(a)
30	Rs. 9 Lakhs Loan (1935-36)	3½ per cent.	9,00,000 0 0		9,00,000 0 0	(a)
31	Rs. 24½ Lakhs Loan (1936-37)	3 per cent.	24,50,000 0 0		24,50,000 0 0	(a)
32	Rs. 30 Lakhs Loan (1937-38)	3 per cent.		30,00,000 0 0	30,00,000 0 0	
33	Rs. 30 Lakhs Loan (1938-39)	3 per cent.		15,00,000 0 0	15,00,000 0 0	
	Total Loans raised from the Public Rs.		7,91,85,000 0 0	45,00,000 0 0	8,36,85,000 0 0	13,12,500 0 0
	Advances from Special Funds:					
1	Advance from Plant and Machinery Depreciation Fund	5 per cent.	7,38,461 7 0		7,38,461 7 0	16,593 15 0
2	Advance from Renewal of Road Surfaces Fund	4½ per cent.	7,16,796 10 0		7,16,796 10 0	16,084 2 0
3	Advance from Plant and Machinery Depreciation Fund	4½ per cent.	1,34,397 10 0		1,34,397 10 0	3,016 1 0
4	Do. do. do. do.	4½ per cent.	3,25,456 0 0		3,25,456 0 0	6,841 8 0
5	Advance from Municipal Fire and Accident Insurance Fund	4 per cent.	4,62,142 11 0		4,62,142 11 0	10,429 4 0
6	Advance from Fines Fund	4 per cent.	2,77,285 11 0		2,77,285 11 0	6,257 9 0
7	Advance from Renewal of Road Surfaces Fund	4 per cent.	2,83,302 9 0		2,83,302 9 0	6,016 14 0
8	Advance from Net Premia Fund	4 per cent.	4,72,170 14 0		4,72,170 14 0	10,028 3 0
9	Advance from Net Premia Fund	4 per cent.	3,55,578 13 0		3,55,578 13 0	7,115 13 0
10	Advance from Net Premia Fund for purchase of Plant and Machinery in 1936-37	3 per cent.	78,882 0 0		78,882 0 0	4,241 9 0
11	Advance from Land Sales Reserve Fund	3 per cent.	18,75,000 0 0		18,75,000 0 0	
12	Advance from Net Premia Fund for purchase of Plant and Machinery in 1937-38	3 per cent.	1,91,500 0 0		1,91,500 0 0	10,296 0 0
13	Do. do. do. 1938-39	3 per cent.	2,16,600 0 0		2,16,600 0 0	
14	Advance from Land Sales Reserve Fund	3 per cent.	3,50,000 0 0		3,50,000 0 0	
	Total Advances from Special Funds Rs.		59,10,974 5 0	5,66,600 0 0	64,77,574 5 0	49,920 14 0
	GRAND TOTAL RS.		15,62,24,501 5 9	50,66,600 0 0	16,12,91,101 5 9	44,25,942 3 0

(a) As under the terms of these loans the bonds cannot be repaid to the holders before the dates stipulated in the debentures, the Sinking Fund has been invested as shown in detail in Appendix No. 10.

V. V. SHALIGRAM,
Chief Accountant.

Balance due on 31st March 1939.	Interest outstanding on 1st April 1938.	Interest payable in 1938-39.	Total Interest due.	Deduct—Interest paid by the Imperial Bank of India and in Office.	Outstanding Balance on 31st March 1939.
Rs. a. p.	Rs. a. p.	Rs. a. p.	Rs. a. p.	Rs. a. p.	Rs. a. p.
6,81,12,005 11 9		35,00,260 11 0	35,00,260 11 0	35,00,260 11 0	
92,66,500 0 0	33,711 4 1	(b) 4,64,996 0 0	(b) 4,98,707 4 1	(b) 4,73,838 0 0	24,818 8 1 *0 12 0
25,00,000 0 0	4,120 12 0	1,00,000 0 0	1,04,120 12 0	99,922 15 0	4,107 13 0
19,25,000 0 0	5,347 11 4	77,000 0 0	82,347 11 4	77,567 9 0	4,780 2 4
24,75,000 0 0	2,945 1 8	99,000 0 0	1,01,945 1 8	98,739 3 0	3,205 14 8
	38 15 4	38 15 4	*38 15 4
24,75,000 0 0	1,320 0 0	99,000 0 0	1,00,320 0 0	99,260 0 0	1,060 0 0
15,00,000 0 0	1,397 3 0	80,000 0 0	61,397 3 0	60,365 14 0	1,031 5 0
30,00,000 0 0	18,743 3 0	1,20,000 0 0	1,38,743 3 0	1,18,363 3 0	20,380 0 0
55,00,000 0 0		2,20,000 0 0	2,20,000 0 0	1,95,400 0 0	24,600 0 0
70,00,000 0 0	7,125 11 2	2,80,000 0 0	2,87,125 11 2	2,80,856 8 0	6,269 3 2
20,00,000 0 0	808 2 0	80,000 0 0	80,808 2 0	79,504 6 0	1,303 12 0
43,00,000 0 0	1,72,000 0 0	1,72,000 0 0	1,72,000 0 0
10,00,000 0 0	50,000 0 0	50,000 0 0	50,000 0 0
30,00,000 0 0	1,20,000 0 0	1,20,000 0 0	1,20,000 0 0
67,77,000 0 0	13,832 4 0	4,06,620 0 0	4,20,452 4 0	4,03,359 4 0	17,093 0 0
92,23,000 0 0	11,965 8 0	5,53,380 0 0	5,65,345 8 0	5,48,439 8 0	16,906 0 0
25,00,000 0 0	1,25,000 0 0	1,25,000 0 0	1,25,000 0 0
26,21,500 0 0	3,850 2 0	1,31,075 0 0	1,34,925 2 0	1,23,486 13 0	11,438 5 0
26,14,000 0 0	8,454 6 0	1,30,700 0 0	1,39,154 6 0	1,28,919 15 0	10,234 7 0
8,45,500 0 0	1,223 5 0	42,275 0 0	43,498 5 0	41,850 0 0	1,648 5 0
40,00,000 0 0	14,209 10 7	2,40,000 0 0	2,54,209 10 7	2,44,455 8 8	9,753 15 0 *0 2 11
9,00,000 0 0	15,750 0 0	31,500 0 0	47,250 0 0	31,500 0 0	15,750 0 0
24,50,000 0 0	73,500 0 0	73,500 0 0	73,500 0 0
30,00,000 0 0	89,500 0 0	89,500 0 0	85,750 0 0	*3,750 0 0
15,00,000 0 0	67,500 0 0	67,500 0 0	3,750 0 0	*63,750 0 0
8,23,72,500 0 0	1,44,843 3 2	(b) 38,33,046 0 0	(b) 39,77,889 3 2	(b) 37,35,878 10 8	1,74,470 10 3 *67,539 14 3
7,21,867 8 0	36,923 1 0	36,923 1 0	36,923 1 0
7,00,712 8 0	32,255 14 0	32,255 14 0	32,255 14 0
1,31,381 9 0	6,047 15 0	6,047 15 0	6,047 15 0
3,18,614 8 0	14,645 8 0	14,645 8 0	14,645 8 0
4,51,713 7 0	18,485 12 0	18,485 12 0	18,485 12 0
2,71,028 2 0	11,091 7 0	11,091 7 0	11,091 7 0
2,77,285 11 0	11,332 2 0	11,332 2 0	11,332 2 0
4,62,142 11 0	18,886 13 0	18,886 13 0	18,886 13 0
3,48,463 0 0	14,223 3 0	14,223 3 0	14,223 3 0
74,640 7 0	2,366 7 0	2,366 7 0	2,366 7 0
18,75,000 0 0	56,250 0 0	56,250 0 0	56,250 0 0
1,81,204 0 0	2,006 6 0	2,006 6 0	} 5,745 0 0	} *6,426 6 0
2,16,600 0 0	7,488 0 0	7,488 0 0		
.....	3,802 0 0	3,802 0 0		
3,50,000 0 0	3,750 0 0	3,750 0 0	*3,750 0 0
63,80,653 7 0	2,39,554 8 0	2,39,554 8 0	2,29,378 2 0	*10,176 6 0
15,68,65,159 2 9	1,44,843 3 2	(b) 75,72,861 3 0	(b) 77,17,704 6 2	(b) 74,65,517 7 8	1,74,470 10 3 *77,716 4 3

* To be treated as savings.

(b) — Exclusive of Rs. 22,500 met from "Interest accrued but not paid."

M. D. BHAT,
Municipal Commissioner.

Statement showing the quantity of Water by meter supplied under different Sub-heads and the Water Tax by measurement realized at different rates for the uniform quantity of 1,000 gallons, as required by Corporation Resolution No. 6570 of 15th February 1912.

PARTICULARS.	1933-34.		1934-35.		1935-36.		1936-37.		1937-38.		1938-39.	
	Gallons.	Amount.	Gallons.	Amount.	Gallons.	Amount.	Gallons.	Amount.	Gallons.	Amount.	Gallons.	Amount.
Hotels	4,01,01,060	Rs. a. p. @ As. 14 35,088 8 0	4,56,08,270	Rs. a. p. @ As. 14 39,907 4 0	4,52,78,400	Rs. a. p. @ As. 14 39,754 11 0	4,67,84,680	Rs. a. p. @ As. 14 40,457 4 0	4,14,49,960	Rs. a. p. @ As. 14 36,268 11 0	4,23,67,240	Rs. a. p. @ As. 14 37,071 6 0
Cotton Factories	1,36,50,11,650	@ As. 10 8,53,122 10 0	1,29,71,16,360	@ As. 10 8,18,694 10 0	1,66,21,35,173	@ As. 10 10,43,252 11 0	1,72,79,39,860	@ As. 10 10,80,897 8 0	2,07,76,63,590	@ As. 10 12,98,539 14 0	2,27,89,52,190	@ As. 10 14,24,345 3 0
Flour Factories	1,64,01,100	@ As. 14 14,350 15 0	1,86,48,100	@ As. 14 16,317 1 0	1,88,74,000	@ As. 14 16,514 12 0	1,48,77,200	@ As. 14 12,580 1 0	1,37,32,000	@ As. 14 12,015 8 0	1,49,09,600	@ As. 14 13,045 14 0
Other Factories	20,07,82,700	@ As. 14 1,77,411 0 0	24,02,97,431	@ As. 14 2,08,258 15 0	26,74,59,610	@ As. 14 2,33,958 4 0	27,78,87,989	@ As. 14 2,38,752 10 0	33,63,01,458	@ As. 14 2,92,681 14 0	33,16,03,940	@ As. 14 2,90,189 3 0
Milch Cattle Stables	20,45,67,490	@ As. 10 1,27,854 13 0	20,14,28,454	@ As. 10 1,25,892 14 0	26,20,41,405	@ As. 10 1,64,061 7 9	22,28,56,557	@ As. 10 1,39,262 12 0	21,60,41,300	@ As. 10 1,35,025 6 0	20,96,21,830	@ As. 10 1,31,013 11 3
Government Properties (a)	54,90,49,360	@ As. 10 3,43,155 14 0	52,26,02,994	@ As. 10 3,26,627 4 0	53,61,06,400	@ As. 10 3,35,066 8 0	55,75,86,940	@ As. 10 3,48,492 7 0	56,91,44,270	@ As. 10 3,55,715 2 0	56,86,38,550	@ As. 10 3,55,399 2 0
Railways	58,26,00,800	At different rates. 4,52,377 4 0	50,45,53,310	At different rates. 3,63,753 0 0	45,78,17,155	At different rates. 3,04,235 1 0	69,05,69,662	At different rates. 4,44,053 3 0	69,96,70,500	At different rates. 4,37,294 2 0	66,31,82,600	At different rates. 4,14,489 2 0
Port Trust	43,79,46,000	@ As. 14 3,83,202 15 0	46,93,79,900	@ As. 14 4,10,707 5 0	49,79,29,465	@ As. 14 4,35,688 1 0	46,08,32,878	@ As. 14 4,02,985 4 0	46,38,43,300	@ As. 14 4,05,882 14 0	48,61,28,500	@ As. 14 4,25,362 7 0
Suburbs (b)	83,59,82,630	At different rates. 3,36,985 14 0	89,59,39,760	At different rates. 3,32,089 14 0	85,74,35,132	At different rates. 3,35,479 15 0	98,45,49,782	At different rates. 3,82,340 11 0	1,01,64,91,580	At different rates. 3,91,570 3 0	94,46,59,390	At different rates. 3,64,985 9 0
Miscellaneous (c)	64,41,81,305	At different rates. 4,49,467 10 8	65,50,60,973	At different rates. 5,07,004 9 8	74,02,44,028	At different rates. 5,15,061 9 4	70,34,73,094	At different rates. 4,89,092 6 0	73,61,16,833	At different rates. 5,14,520 9 0	78,00,68,100	At different rates. 5,48,516 11 0
Total	4,87,66,23,895	31,73,017 7 8	4,85,06,65,552	31,49,252 12 8	5,34,53,20,766	34,23,073 0 1	5,68,63,58,642	35,78,913 11 0	6,17,04,54,791	38,79,494 3 0	6,32,01,31,940	40,04,418 4 3

(a) The rates charged are in accordance with the Water Rules for the respective years.
(b) The rate charged is Annas 8 to Annas 14 per 1,000 gallons.
(c) The rates charged vary from Annas 10 to Re. 1.

No. 12.

ACCOUNT.

the year ended 31st March 1939.

EXPENDITURE.	Rs.	a.	p.	Rs.	a.	p.	Rs.	a.	p.	Rs.	a.	p.
General Superintendence (1/3th proportion of) ..	1,07,470	13	0									
Assessment and Collection Charges (1/10th proportion of) ..	1,57,185	5	0									
Provident Fund, Pension, etc., charges ..	98,342	12	0	3,62,998	14	0						
Maintenance of Water Works (vide Appendix No. 4) ..	8,93,136	9	8									
New Works (vide Appendix No. 4) ..	11,955	14	2	9,05,092	7	10	12,68,091	5	10			
Surplus carried down ..							65,43,103	11	8			
Total Rs. ..										78,11,195	1	8

for the year ended 31st March 1939.

	Rs.	a.	p.	Rs.	a.	p.	Rs.	a.	p.	Rs.	a.	p.
Interest on Water Works Loans (Debt)—												
Due to Government—												
Vehar Debt ..	49,553	2	0									
75 Lakhs out of 1 1/2 Crores Loan ..	1,88,559	14	0									
65 Lakhs Loan for Tansa Triplication Scheme ..	2,39,853	3	0									
2 Crores Loan for Major Development Works ..	4,03,450	3	0									
2 1/2 Crores Loan for General Supervision, Water Works, etc. ..	5,793	7	0									
150 Lakhs Loan 1925-26 ..	4,36,029	12	0									
82.67 Lakhs Conversion Loan ..	1,14,749	5	0	14,37,938	14	0						
Due to the Public—												
147 Lakhs Tansa Water Works Loan ..	4,61,508	9	0									
13 1/2 Lakhs Loan ..	5	11	0									
15 1/2 Lakhs Sewerage, Wari Bunder, etc., Works Loan ..	6	0	0									
25 Lakhs Sewerage, etc., Works Loan ..	9,259	0	0									
24 1/2 Lakhs Sewerage and Water Works Loan ..	24,177	10	0									
55 Lakhs for Miscellaneous Works ..	14,250	0	0									
70 Lakhs for Reduplication of the Tansa Main and other Auxiliary Works ..	2,80,486	0	0									
43 Lakhs for Drainage, Water, Roads and Miscellaneous Works ..	5,092	8	0									
160 Lakhs for Improvement of water supply in Bombay ..	9,51,798	12	0									
25 Lakhs for construction of roads, miscellaneous works, etc. ..	1,252	15	0									
31.43 Lakhs Loan ..	32,230	7	0									
37 Lakhs Loan ..	1,949	0	0									
40 Lakhs Loan ..	8,082	0	0									
24 1/2 Lakhs Loan (1936-37) ..	5,945	0	0									
23 1/2 Lakhs Loan ..	28	0	0									
9 Lakhs Loan ..	2,459	0	0									
30 Lakhs Loan (1938-39) ..	758	0	0	17,99,298	8	0						
Advances from Special Funds—												
Rs. 8 1/2 Lakhs advance from Plant and Machinery Depreciation Fund ..	384	12	0									
Rs. 3 Lakhs advance from Renewal of Road Surfaces Fund ..	1,170	0	0									
Rs. 3.69 Lakhs advance from Net Premia Fund ..	1,363	8	0									
Rs. 83,000 advance from Net Premia Fund ..	341	9	0									
Rs. 18.75 Lakhs advance from Land Sales Reserve Fund ..	13,260	0	0									
Rs. 2,16,600 from Net Premia Fund ..	139	0	0	16,658	13	0	32,53,936	3	0			
Commission to the Imperial Bank of India for payment of interest on the Water Works portion of the different Loans ..							8,919	14	0			
Miscellaneous Loan Charges including Commission paid to the Imperial Bank of India for drawing interest on Sinking Fund Investments ..							692	3	0	7,612	1	0
Reduction of debt or investment of Sinking Fund of the following Water Works Loans:—												
Vehar Debt ..							64,422	14	0			
Tansa Water Works Loan of Rs. 147 Lakhs ..							3,40,615	0	0			
Carried forward Rs. ..							4,05,037	14	0	32,61,548	4	0

No. 12 concluded.

ACCOUNT STATEMENT

the year ended 31st March 1939—concluded.

EXPENDITURE—contd.	Rs.		Rs.		Rs.	
	a.	p.	a.	p.	a.	p.
Brought forward Rs.	4,05,037	14 0	32,61,548	4 0		
25 Lakhs Loan for Sewerage, etc., Works	2,759	0 0				
24½ Lakhs Loan	7,208	0 0				
13½ Lakhs Loan	15	0 0				
55 Lakhs Loan	8,870	0 0				
70 Lakhs Loan for Reduplication of the Tansa Main and other Auxiliary Works	78,045	0 0				
43 Lakhs Loan for Drainage, Water, Roads and Miscellaneous Works	2,676	0 0				
1½ Crores Loan for Drainage, Water, etc., Works (2nd instalment)	1,63,159	2 0				
65 Lakhs Loan for Tansa Triplication Scheme	1,89,227	13 0				
2 Crores Loan for Major Development Works	2,89,437	13 0				
160 Lakhs Loan for the improvement of the water-supply in Bombay	2,85,280	0 0				
2½ Crores Loan for General Supervision, Water Works, etc., purposes	4,570	9 0				
150 Lakhs Loan 1925-26	2,86,615	4 0				
25 Lakhs Loan 1927-28	485	0 0				
31.43 Lakhs Loan	12,659	0 0				
37 Lakhs Loan	800	0 0				
40 Lakhs Loan	2,582	0 0				
82.67 Lakhs Conversion Loan	2,22,574	11 0				
8½ Lakhs advance from Plant and Machinery Depreciation Fund	173	4 0				
3 Lakhs advance from Renewal of Road Surfaces Fund	621	0 0				
3.69 Lakhs advance from Net-Premia Fund	681	8 0				
83,000 Advance from Net-Premia Fund	612	7 0				
24½ Lakhs Loan (1936-37)	4,166	0 0				
9 Lakhs Loan	2,954	0 0				
			19,71,188	8 0		
Surplus—Excess of Income over Expenditure					52,32,736	9 0
					13,10,367	2 8
Total Rs.					65,43,103	11 8

M. D. BHAT,

Municipal Commissioner.

Appendix
WATER WORKS

Schedule of Liabilities and

	Rs.	a.	p.	Rs.	a.	p.	Rs.	a.	p.
LIABILITIES									
I.—DEBT PRINCIPAL—									
Due to Government—									
Vehar Debt	12,03,370	9	9						
82.67 Lakhs Conversion Loan	33,08,173	10	0						
75 Lakhs out of 1½ Crores Loan	34,24,890	4	0						
2½ Crores Loan	1,05,780	13	0						
65 Lakhs Loan for Tansa Triplication Scheme	43,79,404	4	0						
2 Crores Loan for Major Development Works	75,86,429	15	0						
150 Lakhs Loan (1925-26)	82,79,470	1	0						
				2,82,87,519	2	9			
Due to the Public—									
Tansa Water Works Loan of 147 Lakhs	92,21,000	0	0						
Water Works portion of 13½ Lakhs Loan	23	0	0						
Water Works portion of the 23½ Lakhs Loan for Drainage and other Works	206	0	0						
Water Works portion of the 25 Lakhs Loan for Sewerage, Roads and other Works	2,31,652	1	8						
Water Works portion of the 24½ Lakhs Loan for certain Sewerage and Water Works	6,06,035	2	9						
Water Works portion of the 55 Lakhs Loan for Miscellaneous Works	4,01,097	12	2						
70 Lakhs Loan for the Reduplication of the Tansa Main and other Auxiliary Works	69,90,737	0	5						
Water Works portion of 43 Lakhs Loan for Miscellaneous Works	1,27,313	3	6						
160 Lakhs Loan for the improvement of the water-supply in Bombay	1,60,00,000	0	0						
Water Works portion of the 25 Lakhs Loan (1927-28)	25,059	6	11						
Water Works portion of 31.43 Lakhs Loan	6,53,500	0	0						
Water Works portion of 37 Lakhs Loan	38,619	8	6						
Water Works portion of 40 Lakhs Loan (1928-29)	1,32,250	0	0						
Water Works portion of Rs. 9 Lakhs Loan	1,40,533	7	0						
Water Works portion of 24½ Lakhs Loan (1936-37)	1,96,195	2	10						
Water Works portion of 30 Lakhs Loan (1938-39)	2,52,500	0	0						
				3,50,16,721	13	9			
Advances from Special Funds—									
Rs. 8½ Lakhs Advance from Plant and Machinery Depreciation Fund	7,522	14	0						
Rs. 3 Lakhs Advance from Renewal of Road Surfaces Fund	28,627	10	0						
Rs. 3.69 Lakhs Advance from Net Premia Fund	33,405	2	0						
Rs. 18.75 Lakhs Advance from Land Sales Reserve Fund	4,42,000	0	0						
				5,11,555	10	0			
Rs. 83,000 Advance from Net Premia Fund for purchase of Plant and Machinery	10,773	9	0						
Rs. 2,16,800 Advance from Net Premia Fund for purchase of Plant and Machinery	20,880	0	0						
				31,653	9	0			
(I.—SINKING FUNDS ON MUNICIPAL LOANS (invested as per contra)				1,39,01,160	0	0			6,38,47,450 3 6
III.—SPECIAL FUNDS—									
Worn-out Water Mains Renewal Fund (invested as per contra)				45,815	0	6			
Net Premia Fund (invested as per contra)				21,84,940	0	0			1,61,31,915 0 6
IV.—CAPITAL ACCOUNT—									
General Reserve being Assets in excess of Liabilities				3,34,07,954	8	6			
Less Assets written off				1,206	7	0			3,34,06,748 1 6
Total Rs.									11,33,86,113 5 6

V. V. SHALIGRAM,
Chief Accountant.

ACCOUNT
Assets at 31st March 1939.

	Rs. a. p.	Rs. a. p.	Rs. a. p.
ASSETS.			
I.—PROPERTIES—			
Water Works executed out of Loan, Surplus, and Reserve Funds (<i>vide</i> Appendix No. 8)—			
Out of Loan and Reserve Funds—			
Ordinary Works	4,63,60,324 2 1		
Tansa Completion Works	4,99,48,784 13 9		
		9,63,09,108 15 10	
Works executed out of Worn-out Water Mains Renewal Fund		9,13,435 12 2	
Plant and Machinery		32,860 0 0	9,72,22,544 12 0
Less written off		1,208 7 0	31,653 9 0
II.—INVESTMENTS—			
1. Imperial Bank of India—Municipal Loans Sinking Fund Deposit Account—(Water Works portion)		1,39,01,160 0 0	
2. Imperial Bank of India—Worn-out Water Mains Renewal Fund Deposit Account (<i>vide</i> Appendix No. 6)		45,815 0 6	
3. Imperial Bank of India—Net Premia on different Municipal Loans Deposit Account (<i>vide</i> note* to Appendix No. 6)		21,84,940 0 0	
			1,61,31,915 0 6
Total Rs.			11,33,86,113 5 6

M. D. BHAT,
Municipal Commissioner.

**Appendix
MARKETS AND SLAUGHTER**

Revenue Account for the year

INCOME			ASSETS		
Rs.	p.		Rs.	p.	
Income for the year—Vide details in Appendix No. 3			13,05,718 3 0		
Total Rs. 13,05,718 3 0			Total Rs. 13,05,718 3 0		
Net Revenue Account for the year			Surplus brought down		
			8,62,957 1 10		
Total Rs. 13,05,718 3 0			Total Rs. 8,62,957 1 10		

T. SHALIGRAM,
Chief Accountant.

No. 13.
HOUSES ACCOUNT.
ended 31st March 1939.

113
11

EXPENDITURE.	Rs.	a. p.	Rs.	a. p.	Rs.	a. p.
General Superintendence (2½ per cent. proportion of)	21,494	2 0				
Provident Fund and Pension, etc., charges	25,857	4 0				
			47,351	6 0		
Maintenance Charges of Markets and Slaughter Houses (vide Appendix No. 4)—						
Amount shown under IX.—Mechanical, D—Transport and E—Refrigerator	71,423	2 0				
Amount shown under XIV.—Markets and Slaughter Houses..	3,11,417	4 11				
			3,82,840	6 11		
New Works (vide Appendix No. 4)			12,569	5 0		
					4,42,761	1 11
Surplus carried down					8,62,957	1 10
Total Rs.					13,05,718	3 9

ended 31st March 1939.

Interest on Loans.	Rs.	a. p.	Rs.	a. p.	Rs.	a. p.
<i>Due to Government—</i>						
Rs. 1½ Crores Loan	2,902	1 0				
Rs. 140 Lakhs Loan	15,503	12 0				
Rs. 2 Crores Loan	30,520	0 0				
Rs. 82-67 Lakhs Conversion Loan	9,271	13 0				
			58,197	10 0		
<i>Due to Public—</i>						
Rs. 55 Lakhs Loan	2,129	0 0				
Rs. 43 Lakhs Loan	2,320	0 0				
Rs. 30 Lakhs Loan	8,000	0 0				
Rs. 37 Lakhs Loan	146	5 0				
Rs. 30 Lakhs Loan (1938-39)	194	0 0				
			12,789	5 0		
<i>Advance from Special Funds—</i>						
Rs. 8½ Lakhs from Plant and Machinery Depreciation Fund..	2,005	1 0				
Rs. 18-75 Lakhs from Land Sales Reserve Fund	2,700	0 0				
			4,705	1 0		
Commission to the Imperial Bank of India for the payment of interest on the portions of the different Loans					75,692	0 0
					74	6 0
Miscellaneous Loan Charges including Commission paid to the Imperial Bank of India for drawing interest on Sinking Fund Investments						
					8	10 0
					83	0 0
Reduction of Debt or Investment of Sinking Fund.						
Rs. 43 Lakhs Loan	1,219	0 0				
Rs. 55 Lakhs Loan	1,325	0 0				
Rs. 30 Lakhs Loan	3,874	10 0				
Rs. 1½ Crores Loan	2,509	15 0				
Rs. 140 Lakhs Loan	12,519	4 0				
Rs. 2 Crores Loan	23,622	0 0				
Rs. 82-67 Lakhs Conversion Loan	18,431	3 0				
Rs. 8½ Lakhs advance from Plant and Machinery Depreciation Fund	902	15 0				
					64,403	5 0
					1,40,178	5 0
Surplus—Excess of Income over Expenditure					7,22,778	12 10
Total Rs.					8,62,957	1 10

M. D. BHAT,
Municipal Commissioner.

Appendix No. 14.
MUNICIPAL PRINTING PRESS.

Income and Expenditure for the year 1938-39.

Expenditure.	Details.	Amount.		Income.	Amount.	
		Rs.	a. p.		Rs.	a. p.
Materials on hand and works in progress on 1st April 1938			11,018	12	0	
Expenditure during the year—						
Establishment—						
(a) Permanent		7,170	11	0		
(b) Allowances		205	2	0		
Labour		47,955	4	0	Amount chargeable to the departments for work done	1,28,529
Materials		66,532	8	0		1
Electric Power		2,281	8	0		0
Contingencies—						
(a) Contingencies		4,778	7	4		
(b) Books and Dead Stock		1,712	8	0		
Depreciation		6,490	15	4		
Repairs to Machinery		1,253	0	0		
Proportionate Share of T. A. O.'s Salary		138	15	0		
		3,300	11	0		
			1,35,328	10	4	private parties for work done
			1,46,347	6	4	434
Deduct—						15
Work in progress		3,799	13	4		0
Materials on hand		20,254	15	0		
			24,054	12	4	
			1,22,292	10	0	
			4,671	8	0	
Surplus for the year to be transferred to Revenue			1,26,964	0	0	1,26,964
						0
						0

*Exclusive of rent charges for premises occupied by the Municipal Printing Press.

V. V. SHALIGRAM,
Chief Accountant,

M. D. BHAT,
Municipal Commissioner.

Appendix No. 14-A.

Dr.

Statement of Advance Accounts for 1938-39.

Opening Balance on 1st April 1938.	Debits during 1938-39.	Closing Balance on 31st March 1939.	Total.	Name of Account.	Opening Balance on 1st April 1938.	Credits during 1938-39.	Closing Balance on 31st March 1939.	Total.
Rs. a. p.	Rs. a. p.	Rs. a. p.	Rs. a. p.		Rs. a. p.	Rs. a. p.	Rs. a. p.	Rs. a. p.
<i>Departmental Works.</i>								
2,030 7 4	19,834 2 0	21,864 9 4	Water Works	19,230 10 4	2,633 15 0	21,864 9 4
12,898 5 0	1,39,918 8 4	1,52,816 13 4	Printing Press	1,22,384 6 0	(a) 30,432 7 4	1,52,816 13 4
28,450 14 0	3,69,486 7 6	3,97,937 5 6	Workshops	3,50,224 9 6	47,712 12 0	3,97,937 5 6
480 4 0	13,569 8 0	14,049 12 0	Architectural Branch	13,378 13 0	670 15 0	14,049 12 0
42,068 11 0	9,32,075 14 0	9,74,144 9 0	Roads, Buildings and Drainage	9,02,381 10 0	71,762 15 0	9,74,144 9 0
85,928 9 4	14,74,884 7 10	15,60,813 1 2	Total	14,07,600 0 10	1,53,213 0 4	15,60,813 1 2
<i>Private Works.</i>								
435 2 0	1,810 5 0	2,245 7 0	Workshops	1,892 10 0	352 13 0	2,245 7 0
10,572 13 0	38,180 6 6	48,753 3 6	Water Works	24,177 12 10	24,575 6 8	48,753 3 6
41,939 7 0	1,95,178 6 11	2,37,117 13 11	Roads, Buildings and Drainage	1,75,678 12 10	61,439 1 1	2,37,117 13 11
1,930 12 0	2,152 1 0	4,082 13 0	Architectural Branch	2,547 11 0	1,535 2 0	4,082 13 0
466 4 7	995 5 0	1,461 9 7	Health Department	846 14 10	614 10 9	1,461 9 7
273 3 0	434 15 0	708 2 0	Printing Press	587 14 0	120 4 0	708 2 0
.....	2,714 6 0	2,714 6 0	House Numbering	2,714 6 0	2,714 6 0
55,617 9 7	2,41,465 13 5	2,97,083 7 0	Total	2,05,731 11 6	91,351 11 6	2,97,083 7 0
1,41,546 2 11	17,16,350 5 3	18,57,896 8 2	Carried forward	16,13,331 12 4	2,44,564 11 10	18,57,896 8 2

(a) Works in progress	Rs. a. p.
Materials on hand	3,799 13 4
Outstanding Bills	20,254 15 0
	6,377 11 0

Rs. 30,432 7 4

Appendix No. 14-A—continued.
Statement of Advance Accounts for 1938-39.

Dr.

Cr.

Opening Balance on 1st April 1938.	Debits during 1938-39.	Closing Balance on 31st March 1939.	Total	Name of Account	Opening Balance on 1st April 1938.	Credits during 1938-39.	Closing Balance on 31st March 1939.	Total.
Rs. a. p.	Rs. a. p.	Rs. a. p.	Rs. a. p.		Rs. a. p.	Rs. a. p.	Rs. a. p.	Rs. a. p.
1,41,546 2 11	17,16,350 5 3	18,57,896 8 2	Brought forward	16,13,331 12 4	2,44,564 11 10	18,57,896 8 2
79,919 8 6	1,83,386 6 0	2,63,305 14 6	Asphalt Plant, Crushers, etc.	2,02,272 15 6	(a) 61,032 15 0	2,63,305 14 6
1,140 15 0	70,861 7 0	72,002 8 0	Sewri Crushers	68,770 8 0	(b) 13,231 14 0	72,002 8 0
305 0 0	1,10,548 1 0	1,10,853 1 0	Mechanical Transport	1,10,313 14 0	(c) 1,10,539 13 10	1,10,853 1 0
1,156 15 0	69,084 12 0	1,70,241 11 0	Low Grove Crushers	69,019 9 0	(d) 51,222 2 0	1,70,241 11 0
82,522 6 6	4,33,880 10 0	5,16,403 0 6	Total	4,50,376 14 6	66,026 2 0	5,16,403 0 6
				Municipal Officers:				
	4,72,313 2 8	4,72,313 2 8	Dishonoured cheques	4,72,313 2 8	4,72,313 2 8
19,116 9 6	690 0 0	19,806 9 6	Standing advance for Contingent Expenses	19,276 0 0	19,530 9 6	19,806 9 6
11,261 12 0	3,561 8 0	14,823 4 0	Motor Cars and motor cycles to officers	13,749 20 0	7,344 4 0	14,823 4 0
20 0 0	20 0 0	Cycle advances to subordinates	20 0 0	20 0 0
30,398 5 6	4,76,564 10 8	5,06,963 0 2	Total	4,80,088 2 8	326,874 13 6	5,06,963 0 2
2,54,466 14 11	26,26,795 9 11	28,81,262 8 10	Carried forward	25,43,796 13 4	3,37,465 11 4	28,81,262 8 10

	Rs. a. p.	Rs. a. p.		Rs. a. p.	Rs. a. p.
(a) Stock on hand	73,824 9 0		(c) Outstanding bills	286 0 0	
Outstanding bills	21,715 15 0		Stores Abstract for March 1939	253 3 0	
		95,540 8 0			539 3 0
Deduct—Profit for 1938-39 to be adjusted in 1939-40	34,507 9 0		(d) Stock on hand	1,183 14 0	
		61,032 15 0	Outstanding bills	38 4 0	
(b) Stock on hand	3,219 2 0				1,222 2 0
Outstanding bills	12 12 0				
		3,231 14 0			

161

Appendix No. 14-A—concluded.

Dr. **Statement of Advance Accounts for 1938-39:** *Cr.*

Opening Balance on 1st April 1938.	Debits during 1938-39.	Closing Balance on 31st March 1939.	Total	Name of Account.	Opening Balance on 1st April 1938.	Credits during 1938-39.	Closing Balance on 31st March 1939.	Total
Rs. a. p.	Rs. a. p.	Rs. a. p.	Rs. a. p.		Rs. a. p.	Rs. a. p.	Rs. a. p.	Rs. a. p.
2,54,466 14 11	26,26,795 9 11	28,81,262 8 10	Brought forward	25,43,796 13 6	3,37,465 11 4	28,81,262 8 10
62,485 0 1	68,305 9 2	1,30,790 9 3	Miscellaneous Advances	66,493 13 8	† 64,296 11 7	1,30,790 9 3
66,679 9 4	450 8 0	67,030 1 4	Improvement Schemes	57,700 5 2	9,329 12 2	67,030 1 4
1,29,064 9 5	68,754 11 2	1,97,820 10 7	Total	1,24,194 2 10	73,626 7 9	1,97,820 10 7
239 3 9	3,185 15 9	3,425 9 6	Municipal Contractors	3,186 13 6	238 6 0	3,425 3 6
.....	2,657 0 0	2,657 0 0	Tenderers	2,657 0 0	2,657 0 0
4,464 6 0	12,476 2 0	16,940 8 0	Purchase of Coal	14,464 7 0	2,476 1 0	16,940 8 0
10,403 0 0	1,90,622 0 0	2,01,025 0 0	Petrol	1,91,521 14 0	9,503 2 0	2,01,025 0 0
3,98,638 2 1	29,04,492 12 10	33,03,130 14 11	Grand Total	28,79,821 2 10	4,23,309 12 1	33,03,130 14 11

† Includes Rs. 20,000 on account of Municipal Contribution to the Schools Committee for maintaining the minimum Cash Balance as required under Bye-law No. 10 relating to the Schools Committee.

V. V. SHALIGRAM,
Chief Accountant.

M. D. BHAT,
Municipal Commissioner.

Appendix No. 14-B.

Dr.

Statement showing Advances out of Special Funds during 1938-39.

Opening Balance on 1st April 1938.	Debits during 1938-39.	Total.	Name of Account.	Credits during 1938-39.	Closing Balance on 31st March 1939.	Total.
Rs. a. p.	Rs. a. p.	Rs. a. p.		Rs. a. p.	Rs. a. p.	Rs. a. p.
			Charges met out of—			
	3,019 9 0	3,019 9 0	Municipal Fire and Accident Insurance Fund	3,019 9 0		3,019 9 0
5,000 0 0	37,807 2 5	42,807 2 5	Fines Fund	37,807 2 5	5,000 0 0	42,807 2 5
	7,625 0 0	7,625 0 0	Garden Fund	7,625 0 0		7,625 0 0
			Hospital Fund			
	1,595 6 0	1,595 6 0	G. S. M. College and K. E. M. Hospital Research Fund	1,595 6 0		1,595 6 0
	53,791 3 6	53,791 3 6	Slum Service Fund	53,791 3 6		53,791 3 6
			Advance from Plant and Machinery Depreciation Fund for—			
1,40,066 12 0	1,23,256 7 0	2,63,323 3 0	Purchase of Machinery, etc., pending adjustment against the provisions for depreciation in subsequent years	1,35,657 7 0	1,27,665 12 0	2,63,323 3 0
47,575 11 7	76,871 9 2	1,24,447 4 9	Levelling, metalling, etc., Private Streets	25,803 4 9	98,644 0 0	1,24,447 4 9
5,35,000 0 0		5,35,000 0 0	Advance from Net Premia Fund for meeting claim of B. P. Trust for refund of excess amount of General Tax	1,79,000 0 0	3,56,000 0 0	5,35,000 0 0
			Advances for Capital Works from—			
4,62,142 11 0		4,62,142 11 0	Municipal Fire and Accident Insurance Fund	10,429 4 0	4,51,713 7 0	4,62,142 11 0
2,77,285 11 0		2,77,285 11 0	Fines Fund	6,257 9 0	2,71,028 2 0	2,77,285 11 0
11,98,315 1 0		11,98,315 1 0	Plant and Machinery Depreciation Fund	26,451 8 0	11,71,863 9 0	11,98,315 1 0
10,00,099 3 0		10,00,099 3 0	Renewal of Road Surfaces Fund	22,101 0 0	9,77,998 3 0	10,00,099 3 0
10,98,131 11 0	2,16,600 0 0	13,14,731 11 0	Net Premia Fund	31,681 9 0	12,83,050 2 0	13,14,731 11 0
18,75,000 0 0	3,50,000 0 0	22,25,000 0 0	Land Sales Reserve Fund		22,25,000 0 0	22,25,000 0 0
66,38,616 12 7	8,70,566 5 1	75,09,183 1 8	Total	6,41,219 14 8	69,67,963 3 0	75,09,183 1 8

118

V. V SHALIGRAM,
Chief Accountant.

M. D. BHAT,
Municipal Commissioner.

Appendix No. 14-C.

Statement of Deposit Accounts for 1938-39.

Dr.

Debits during 1938-39.	Closing Balance on 31st March 1939.	Total.	Name of Account.	Opening Balance on 1st April 1938.	Credits during 1938-39.	Total.
Rs. a. p.	Rs. a. p.	Rs. a. p.		Rs. a. p.	Rs. a. p.	Rs. a. p.
			A—Cash Deposits from Contractors, etc.:			
1,44,835 7 0	2,88,709 13 0	4,33,545 4 0	(1) From Contractors	2,37,596 2 0	1,95,949 2 0	4,33,545 4 0
7,81,988 0 0	4,84,558 0 0	12,66,546 0 0	(2) Tenderers	1,62,166 0 0	11,04,380 0 0	12,66,546 0 0
35,800 0 0	200 0 0	36,000 0 0	(3) Candidates for Election	36,000 0 0	36,000 0 0
9,62,623 7 0	7,73,467 13 0	17,36,091 4 0	Total	3,99,762 2 0	13,36,329 2 0	17,36,091 4 0
			B—Cash Deposit from private parties received through Departmental Officers—			
3,96,445 5 1	4,44,652 9 7	8,41,097 14 8	1. City Engineer	5,29,751 10 10	3,11,346 3 10	8,41,097 14 8
93,405 2 0	1,74,614 14 2	2,67,420 0 2	2. Hydraulic Engineer	1,21,441 9 2	1,45,978 7 0	2,67,420 0 2
10,95,209 14 1	2,82,560 11 11	13,77,770 10 0	3. Assessor and Collector	2,64,548 11 10	11,13,221 14 2	13,77,770 10 0
12,823 11 9	8,483 7 0	21,307 2 9	4. Executive Health Officer	6,766 1 6	14,541 1 3	21,307 2 9
			5. Estate Agent and Land Manager—			
1,39,588 13 7	3,00,008 14 9	4,39,597 12 4	I. Improvement Schemes	3,03,196 0 0	1,36,401 12 4	4,39,597 12 4
2,85,993 3 1	6,12,878 4 3	8,98,871 7 4	II. Municipal Properties	5,84,710 3 6	3,14,161 3 10	8,98,871 7 4
1,23,602 11 7	1,18,822 2 10	2,42,424 14 5	6. Other Officers	65,574 5 2	1,76,850 9 3	2,42,424 14 5
21,47,068 13 2	19,41,421 0 6	40,88,489 13 8	Total	18,75,988 10 0	22,12,501 3 8	40,88,489 13 8
31,09,692 4 2	27,14,888 13 6	58,24,581 1 8	Carried forward Rs.	22,75,750 12 0	35,48,830 5 8	58,24,581 1 8

Appendix No. 14-C—concluded.

Statement of Deposit Accounts for 1938-39.

Debits during 1938-39.	Closing Balance on 31st March 1939.	Total	Name of Account.	Opening Balance on 1st April 1938.	Credits during 1938-39.	Total
Rs. a. p.	Rs. a. p.	Rs. a. p.		Rs. a. p.	Rs. a. p.	Rs. a. p.
31,09,692 4 2	27,14,888 13 6	58,24,581 1 8	Brought forward	22,75,750 12 0	35,48,830 5 8	58,24,581 1 8
15,40,424 6 2	1,60,838 8 3	17,01,262 14 5	C—Other cash deposits	1,38,895 8 0	15,62,367 6 5	17,01,262 14 5
5,18,034 12 7	15,50,393 7 2	20,68,428 3 9	D—Cash deposits from Lessees	14,02,793 5 10	6,65,634 13 11	20,68,428 3 9
			E—Paper deposits (Kept in Office)—			
99,22,100 0 0	5,75,100 0 0	1,04,97,200 0 0	(1) From Contractors, etc.	42,60,100 0 0	62,37,100 0 0	1,04,97,200 0 0
2,80,000 0 0	1,92,800 0 0	4,72,800 0 0	(2) From Tenderers	1,06,200 0 0	3,66,600 0 0	4,72,800 0 0
62,200 0 0	33,000 0 0	62,200 0 0	(4) Securities held under objection	400 0 0	61,800 0 0	62,200 0 0
1,02,31,300 0 0	8,00,900 0 0	1,10,32,200 0 0	Total	43,66,700 0 0	66,65,500 0 0	1,10,32,200 0 0
3,00,180 0 0	6,26,400 0 0	9,26,560 0 0	F—Paper Deposits from Municipal employees and contractors lodged with the Imperial Bank of India	5,25,400 0 0	4,01,160 0 0	9,26,560 0 0
1,23,600 0 0	4,09,400 0 0	5,33,000 0 0	G—Paper deposits from lessees, etc., lodged with the Imperial Bank of India	4,01,100 0 0	1,31,900 0 0	5,33,000 0 0
1,58,23,211 6 11	62,62,820 12 11	2,20,86,032 3 10	Total	91,10,639 9 10	1,29,75,392 10 0	2,20,86,032 3 10

V. V. SHALIGRAM,
Chief Accountant.

M. D. BHAT,
Municipal Commissioner.

Appendix No. 14-D.

Statement of Reserve Stock for 1938-39.

Dr.

Opening Balance on 1st April 1938.			Debits during 1938-39.			Total.			Name of Account.	Credits during 1938-39.			Closing Balance on 31st March 1939.			Total.		
Rs.	a.	p.	Rs.	a.	p.	Rs.	a.	p.		Rs.	a.	p.	Rs.	a.	p.	Rs.	a.	p.
2,21,677	15	8	7,70,337	11	8	9,92,015	10	11	General Stores Department	6,90,747	8	7	3,01,268	2	4	9,92,015	10	11
40,349	5	5			40,349	5	5	Do. do. —Surplus and Obsolete Stores	4,411	1	4	35,938	4	1	40,349	5	5
1,90,295	8	3	7,12,222	7	0	9,02,517	15	3	Capital Stores ..	6,60,691	2	0	2,41,826	13	3	9,02,517	15	3
85,643	0	5			85,643	0	5	Line Suspense Account	2,354	10	2	83,288	6	3	85,643	0	5
27,923	14	4			27,923	14	4	Do. do. —Surplus and Obsolete Stores			27,923	14	4	27,923	14	4
3,608	5	2	4,741	6	10	8,349	12	0	Water Works ..	3,676	13	0	4,672	15	0	8,349	12	0
20,496	7	0			20,496	7	0	City Engineer's Department (Works Engineer)	14	8	0	20,481	15	0	20,496	7	0
5,89,994	7	10	14,87,301	9	6	20,77,296	1	4	Total ..	13,61,895	11	1	7,15,400	6	3	20,77,296	1	4

121

V. V. SHALIGRAM,
Chief Accountant.

M. D. BHAT,
Municipal Commissioner.

Appendix No. 14-E.

Statement showing 'Interest accrued but not paid' in respect of the following Municipal Loans credited to Suspense account pending adjustment in their respective years of repayment, outstanding on 31st March 1939.

Year of adjustment.	Particulars of Loans.	Amount of Interest accrued but not paid outstanding.			Date of Maturity of the Loan.
		Rs.	s.	p.	
1923-24	Rs. 25 Lakhs Loan	41,666	10	8	1-11-1939
"	" 191	25,666	10	8	1-6-1940
"	" 55	73,333	5	4	1-6-1942
1922-23	" 147 Portion Rs. 22,08,500	55,212	8	0	1-1-1943
1923-24	" 241	33,000	0	0	1-6-1943
"	" 43	71,666	10	8	1-5-1945
1922-23	" 147 Portion Rs. 17,00,000	42,500	0	0	1-1-1946
1923-24	" 2nd 241	16,500	0	0	1-8-1946
1922-23	" 147 Portion Rs. 10,00,000	25,000	0	0	1-1-1948
1923-24	" 15	25,000	0	0	1-5-1949
"	" 30 (Overbridges)	50,000	0	0	1-5-1949
1925-26	" 30 (Mis. Works)	30,000	0	0	1-1-1951
1922-23	" 147 Portion Rs. 43,00,000	1,07,500	0	0	1-1-1953
1923-24	" 70 Portion Rs. 49,40,000	65,866	10	8	1-8-1954
1924-25	" 160	3,20,000	0	0	1-12-1954
1923-24	" 20	33,333	5	4	1-5-1955
1927-28	" 25	31,250	0	0	1-1-1958
1929-30	" 37	21,846	0	0	1-8-1959
"	" 31-43	21,784	0	0	1-8-1959
"	" 28	17,046	0	0	or after 1-8-1949
1923-24	" 70 Portion Rs. 20,60,000	27,466	10	8	or after 1-8-1954
1925-26	" 10	12,500	0	0	1-6-1974
1932-33	" 40	80,000	0	0	1-7-1980
1937-38	" 9	1,313	0	0	or after 1-9-1960
"	" 241	12,250	0	0	14-3-1966
1938-39	" 30	4,250	0	0	1-2-1967
	Total Rs.	12,35,951	8	0	14-3-1968

V. V. SHALIGRAM,
Chief Accountant.

M. D. BHAT,
Municipal Commissioner.

Statement showing the amounts of the Receipts and Expenditure respectively credited at the credit of the Fund at the close of the

	Details.		Total.	
	Rs.	a. p.	Rs.	a. p.
Balance on 1st April 1938			48,09,443	7 10
RECEIPTS—A. REVENUE ACCOUNT.				
1. General Tax, Indirect Taxation and Miscellaneous Revenue.	A. General Tax	1,36,06,715 4 4		
	B. Town Duties	15,52,261 3 1		
	C. Licenses—Land Conveyance, Music—etc., Licenses ..	2,980 3 0		
	D. Liquor Licenses	1,43,750 0 0		
	E. Grants-in-aid of Tobacco Duty	1,58,970 0 0		
	F. Interest and Profit on Investments of Surplus Loan and other balances	2,26,660 2 10		
	G. Interest on Plant and Machinery Depreciation Fund ..	75,272 8 10		
	H. Miscellaneous	2,45,397 6 1		
			1,60,11,986	12 2
2. Water Works—Water Tax and other Miscellaneous Water Works Revenue ..			78,11,195	1 6
3. Education—Primary			9,15,663	0 0
4. Education—Secondary			569	14 0
5. Public Health Department			85,898	10 0
6. Medical Relief and Education			1,43,868	9 2
7. Street Cleansing and Conservancy, Road Watering and Halalkhore Service—				
	A. Halalkhore Tax	36,26,491 8 0		
	B. Miscellaneous	1,20,928 2 0		
			37,47,419	10 0
8. Roads, Drains and Sewers—				
	A. Wheel Tax and Government Contribution in lieu of Tolls ..	13,69,662 5 3		
	B. Ground Rent	1,21,648 1 3		
	C. Miscellaneous	2,28,490 3 5		
	D. Interest realized on Donations	1,796 12 0		
			17,21,597	5 11
9. Mechanical			35,552	4 6
10. Buildings, Land Acquisition and Management—				
	A. Sale Proceeds of Surplus Land	10,00,000 0 0		
	B. Rent of Buildings	81,901 15 10		
	C. Ground Rent	2,01,347 6 1		
	D. Miscellaneous	2,85,183 10 1		
			15,68,433	0 0
11. Fire Brigade—				
	A. Fire Tax	6,18,807 9 0		
	B. Miscellaneous	11,407 8 6		
			6,30,215	1 6
12. Licensing and Removal of Encroachments on Public Streets—				
	A. Licenses for Dangerous and Offensive Trades	2,06,561 15 0		
	B. Removal of Encroachments on Public Streets	1,56,357 11 0		
	C. Miscellaneous	95,648 14 4		
			4,58,568	8 4
13. Gardens and Open Spaces			51,096	9 0
14. Markets and Slaughter Houses			13,05,718	3 9
15. Contribution from Capital Funds to Revenue on account of Loan Works Staff ..			1,64,061	5 0
16. Extraordinary Receipts			1,15,430	13 0
	Total Revenue Receipts Rs. ..		3,47,67,274	11 10

and debited to the Municipal Fund during the year 1938-39 and the balance year 1938-39 (i. e., 31st March 1939).

	Details.		Total.	
	Rs.	a. p.	Rs.	a. p.
EXPENDITURE A—REVENUE ACCOUNT.				
I. General Supervision, Collection of Revenue, etc.—				
A. General Superintendence				
B. Collection of Revenue	5,22,217	15 6		
C. Upkeep of Municipal Head Office	6,58,051	6 9		
D. General Stores	34,595	4 7		
E. Miscellaneous Charges	74,449	12 0		
F. Election Expenses	92,847	9 10		
New Works	1,34,741	4 10		
Debt Charges	913	7 0		
Proportion of General Superintendence chargeable to Water Works, Markets, etc., and Improvement Schemes Account	40,884	10 6		
	Cr. 4,02,408	12 0		
II. Water Works			11,56,292	11 0
New Works	8,93,136	9 8		
Debt Charges	11,955	14 2		
Proportion of General Supervision and Collection of Revenue	52,32,736	9 0		
Provident Fund and Pension, etc., charges	2,64,856	2 0		
	98,342	12 0		
III. Education—Primary			65,00,827	14 10
New Works	35,76,358	6 11		
Debt Charges	2,213	6 0		
	1,60,045	3 0		
IV. Education—Secondary			37,38,616	15 11
V. Public Health Department			65,659	2 6
A. General Supervision	5,30,257	1 11		
B. Epidemics	20,865	0 3		
C. Vaccination	57,668	8 0		
D. Malaria	1,81,111	3 0		
E. Miscellaneous	93,954	6 10		
New Works	11,217	1 10		
Debt Charges	67,752	12 0		
VI. Medical Relief and Education—			9,62,826	1 10
A. Hospitals and Dispensaries—				
(a) Infectious Diseases Hospitals	2,53,232	2 6		
(b) Maternity Homes	98,773	1 7		
(c) Dispensaries for Out-patients	72,969	0 7		
B. Medical and Nursing Assistance to poor people in their homes	14,782	0 3		
C. Statutory Contribution to Government Medical Institutions	4,14,500	0 0		
D. Grants-in-aid to Public Medical Institutions, etc.	1,78,283	6 8		
E. Anti-Tuberculosis League Dispensary	68,866	9 3		
F. Dispensary for Combating Venereal Diseases	36,152	13 9		
G. Hospital for the treatment of cases of Leprosy	2,484	0 0		
H. King Edward Memorial Hospital	5,57,987	4 3		
I. Gordhandas Sunderdas Medical College	2,54,312	6 9		
New Works	1,540	8 0		
Debt Charges	4,15,491	8 0		
VII. Street Cleansing and Conservancy, Road Watering and Halalkhore Service—			23,67,364	11 7
A. Street Cleansing and Conservancy	17,78,855	13 10		
B. Transport of Refuse, etc., to Deonar	2,32,719	10 0		
C. Road Watering	14,720	1 6		
D. Halalkhore Service	3,56,787	5 7		
New Works	28,823	3 0		
Debt Charges	4,52,783	6 0		
VIII. Roads, Drains and Sewers—			28,64,689	7 11
A. General	1,77,742	8 3		
B. Maintenance of Roads	11,34,428	2 9		
C. Public Lighting	11,04,990	1 2		
D. Cleansing of Drains and Sewers and Street Connections	3,36,589	4 8		
E. Rebate on Account of the compounded wheel-tax, etc.	1,05,982	0 0		
New Works	22,625	4 0		
Debt Charges	34,66,832	12 0		
IX. Mechanical—			63,49,190	0 10
A. Mechanical Engineer's Office Staff	70,033	15 0		
B. Pumping Purification Works, Compressor Stations and Flood Gates	4,27,484	5 3		
C. Supervision of Factories, Workshops and Work-places	12,695	15 0		
D. Transport	5,52,668	14 3		
E. Refrigerator	13,201	1 0		
F. Oiling and Greasing Surplus Machinery	6,058	11 0		
New Works	1,58,213	7 0		
Debt Charges				
X. Buildings, Land Acquisition and Management—			12,40,356	4 6
A. City Engineer's Central Office Establishment	1,10,139	2 3		
B. Inspection and Supervision of Private Buildings	2,40,536	10 3		
C. Architectural	95,903	0 0		
D. Land Acquisition and Management	1,31,174	1 4		
New Works	7,965	0 0		
Debt Charges	17,87,481	2 8		
Proportionate share of cost of Establishment and Supervision Chargeable to Improvement Schemes Account	Cr. 17,992	0 0		
XI. Fire Brigade			3,18,414	10 0
Do. New Works	482	0 0		
Do. Debt Charges	48,493	5 0		
Proportion of General Supervision	21,896	6 0		
Provident Fund, Pension, etc., Charges	69,060	7 0		
XII. Licensing and Removal of Encroachments on Public Streets			1,33,520	2 7
New Works				
XIII. Gardens and Open Spaces			1,53,256	13 9
Do. New Works	2,892	0 0		
Do. Debt Charges	2,17,205	2 0		
XIV. Markets and Slaughter Houses			3,11,417	4 11
Do. New Works	12,569	5 0		
Do. Debt Charges	1,40,178	5 0		
Proportion of General Supervision	21,494	2 0		
Provident Fund, Pension, etc., Charges	25,857	4 0		
XV. Contribution towards Improvement Schemes			5,11,516	4 11
XVI. Provident Fund, Pensions, Gratuities and Compassionate Allowances			34,29,453	13 0
Municipal Debt Interest			9,77,328	7 0

128000000 A REVENUE ACCOUNT Appendix

		Details		Total	
		Rs.	a. p.	Rs.	a. p.
RECEIPTS—B—CAPITAL ACCOUNT—					
Loan Funds—					
Debt—Principal—					
	Advances from Special Funds for Purchase of Plant and Machinery	2,16,600	0 0		
	New Loan (1937-38)	30,00,000	0 0		
	Temporary Advance from Land Sales Reserve Fund	3,50,000	0 0		
	New Loan (1938-39)	15,00,000	0 0		
				50,86,600	0 0
Trust Fund—					
Receipts on Donations, etc.					
	Interest on investments	48,010	12 10		
		891	13 0		
				48,902	9 10
Worn-out Water Main Renewal Fund—					
	Interest on Investments			4,170	4 0
Advances—					
	Capital Stores Account			13,64,530	11 0
	Total Capital Account Receipts Rs.			64,84,203	8 10
RECEIPTS C—SUSPENSE ACCOUNT.					
	Imperial Bank of India and other Local Banks on account of Sundry Deposits			4,75,53,637	6 9
	Loan Redemption Fund (Municipal)			44,25,942	3 0
	Do. do. Improvements Schemes			24,32,353	1 0
	Sinking and Special Funds Accounts			61,97,300	1 6
	Provident Fund—Recoveries			26,30,972	15 6
	Fines Fund Do. do.			21,990	11 0
	Gardens Fund Do. do.			8,149	0 6
	Land Sales Reserve Fund Recoveries			36,00,135	11 6
	Surplus Funds (Paper and Cash Account)			7,92,334	8 6
	Reserve Stores Account			7,37,036	9 3
	Purchase Stores Account			1,91,521	14 0
	Do. of Petrol			14,464	7 0
	Do. of Coal			14,07,600	0 10
	Departmental Works			2,05,731	11 6
	Private Works			24,20,605	4 4
	Sinking Funds (Paper and Cash Account)			9,49,974	11 3
	Special Funds (Do. do.)			45,71,882	0 0
	Loan Funds (Do. do.)			1,29,75,392	10 0
	Deposit Account			69,019	9 0
	Love Grove Crushers			88,770	8 0
	Sewri Crushers			1,10,313	14 0
	Mechanical Transport			2,02,877	15 6
	Asphalt Plant			1,186	13 6
	Municipal Contractors			2,657	0 0
	Do. Tenderers			1,24,194	2 10
	Sundries—Miscellaneous Advances				
Officers—					
	(a) Dishonoured Cheques			4,72,313	2 8
	(b) Standing Advances for Contingent Expenses			276	0 0
	(c) Motor Cars and Motor Cycles to Officers			7,479	0 0
	(d) Cycle Advances to Subordinates			20	0 0
				4,80,088	2 8
	Advances—Special Funds			5,41,219	14 8
	Bombay Municipal Corporation Loans—Interest Warrants Payable Account			36,24,989	4 3
	Cash Bills Outstanding Account			5,13,737	7 10
	Cheques payable			7,60,58,404	0 7
	Interest on B. I. Trust Loans Payable Account			399	0 0
	City of Bombay Improvement Trust Loans Interest Warrants Payable Account			18,74,152	12 6
Improvement Schemes Fund—					
	(a) Sinking Fund			1,71,445	0 8
	(b) Capital Fund			28,40,481	9 5
				30,11,926	10 1
	Improvement Schemes Fund Account			16,33,120	0 9
	Interest accrued but not paid			4,250	0 0
	Total—Suspense Account Receipts Rs.			17,94,59,718	2 8

No. 15, continued.

	Details.		Total.	
	Rs.	a. p.	Rs.	a. p.
EXPENDITURE B—CAPITAL ACCOUNT—				
Loan Funds—				
I. General Supervision, Collection of Revenue etc.	2,789	9 0		
II. Water Works, ordinary	8,59,545	6 6		
III. Education—Primary	16,752	15 0		
VI. Medical Relief and Education	1,92,447	0 11		
VII. Street Cleansing, Conservancy, Road Watering and Halalkhore Services	19,483	5 0		
VIII. Roads, Drains and Sewers	27,28,333	15 8		
IX. Mechanical	40,055	6 0		
X. Buildings, Land Acquisition and Management	5,02,939	11 7		
XI. Fire Brigade	79,067	1 0		
XIV. Markets and Slaughter Houses	76,840	8 0		
XV. Slum Service	37,900	3 0		
Discount and other charges on Loans	45,001	12 0		
Plant and Machinery	1,98,239	6 0		
Assets written off	1,17,427	15 0		
			48,77,807	8 6
Worn-out Water Mains Renewal Fund—				
Expenditure on Works			43,633	1 3
Trust Account—				
Expenditure			49,399	14 10
Advances—				
Capital Stores			13,61,645	11 0
Total Capital Account Expenditure Rs.			63,32,488	3 6
EXPENDITURE C—SUSPENSE ACCOUNT—				
Imperial Bank of India and other Local Banks on account of Sundry Deposits			4,63,95,614	8 9
Sinking and Special Funds Accounts			25,96,922	2 0
Interest accrued but not paid			22,500	0 0
Provident Fund Recoveries			26,30,972	15 6
Fines Fund Do.			21,990	11 0
Gardens Fund Do.			8,149	0 6
Land Sales Reserve Fund				
Plant and Machinery			9,457	8 0
Reserve Stores Account			8,42,181	0 1
Purchase Stores Account			7,22,283	1 6
Purchase of Petrol			1,90,622	0 0
Purchase of Coal			12,476	2 0
Departmental Works			14,74,884	7 10
Private Works			2,41,465	13 5
Sinking Funds			41,05,966	6 0
Special Funds			29,75,982	5 6
Surplus Funds			54,08,846	4 8
Loan Funds			45,03,877	2 6
Debt—Principal—Repayment of Loans (Municipal)			44,25,942	3 0
Do. do. (Improvements Schemes)			24,32,353	1 0
Deposit Account			1,58,23,211	6 11
Love Grove Crushers			69,084	12 0
Sewri Crushers			70,861	7 0
Mechanical Transport			1,10,548	1 0
Asphalt Plant			1,83,386	6 0
Municipal Contractors			3,185	15 9
(Do.) Tenderers			2,657	0 0
Sundries—Miscellaneous Advances			68,756	1 2
Officers—				
(a) Dishonoured Cheques	4,72,313	2 3		
(b) Standing Advances for Contingent Expenses	690	0 0		
(c) Motor Cars and Motor Cycles to Officers	3,561	8 0		
(d) Cycle Advances to Subordinates			4,76,564	10 8
			8,70,566	5 1
Advances—Special Funds			36,19,897	14 11
Bombay Municipal Corporation Loans—Interest Warrants Payable Account			5,07,613	11 7
Cash Bills Outstanding Account			7,57,99,751	1 8
Cheques payable			18,76,054	13 8
City of Bombay Improvement Schemes Loans Interest Warrants Payable Account				
Improvement Schemes Fund—				
(a) Sinking Fund	17,10,543	13 0		
(b) Capital Fund	14,22,852	7 0		
			31,33,396	4 0
			140	0 0
Interest on Bombay Improvement Trust Loans Payable Account			94,021	3 8
Improvement Schemes Fund Account				
Total—Suspense Account Expenditure Rs.			18,17,32,184	0 4

		Total.
		Rs. a. p.
RECEIPTS—D—IMPROVEMENT SCHEMES ACCOUNT—		
General Account—		
I. Rents and other proceeds of Properties		51,98,535 11 0
II. Contribution towards Improvement Schemes from the Municipal Corporation		34,29,453 13 0
III. Grants-in-aid of Tobacco Duty		10,41,030 0 0
IV. Interest and Profits on Investments		4,23,458 11 3
V. Miscellaneous Receipts		38,783 10 4
	Total Rs.	1,01,31,261 13 7
Capital Account—		
I. Sale proceeds of Land, Buildings, etc.		11,36,608 0 0
II. Debt Principal		
III. Release of Debentures lodged with the Government		
Revenue Surplus		2,27,412 11 7
	Total Rs.	13,64,020 11 7
	Total General and Capital Account Receipts Rs.	1,14,95,282 9 2

SUMMARY.

Receipts.		Disbursements.
Rs. a. p.		Rs. a. p.
48,09,443 7 10	Balance on 1st April 1938.	
3,47,87,274 11 10	A—Revenue Account	3,34,84,349 14 8
64,84,203 8 10	B—Capital Account	63,32,486 3 6
17,94,59,718 2 8	C—Suspense Account	18,17,32,184 0 4
1,14,95,282 9 2	D—Improvement Schemes Account	1,29,12,911 11 7
23,22,08,479 0 6		Total Rs. 23,44,61,931 14 1
	* Balance on 31st March 1939	25,53,990 10 3
23,70,15,922 8 4		Total Rs. 23,70,15,922 8 4

V. V. SHALIGRAM,
Chief Accountant.

No. 15—concluded.

		Details.	Total.
EXPENDITURE—D—IMPROVEMENT SCHEMES ACCOUNT—			
General Account—			
A.—Maintenance of Properties and Streets			18,10,328 14 7
B.—Cost of Management and Establishment		7,00,254 12 0	
C.—Proportionate charge on account of Municipal Supervision		91,868 5 0	
Deduct—		7,92,122 7 0	
Proportionate share of cost of Management and Establishment chargeable to General Account		Ra. a. p. 8,83,222 7 0	
to Capital Account		1,08,900 0 0	
D—Debt Charges		3,92,122 7 0	80,87,520 3 5
E—Transfer of Surplus to Capital Account			2,27,412 11 7
		Total Ra:	1,01,31,261 13 7
Capital Account—			
Improvement and Street Schemes, etc.			7,59,749 14 0
Proportionate share of cost of Management and Establishment chargeable to Improvement and Street Schemes			1,08,900 0 0
Expenses in connection of New Loan			19,13,000 0 0
Repayment of Loan 20 Lakhs			
		Total Ra:	27,81,649 14 0
Total General and Capital Account Expenditure			1,29,12,911 11 7
Bank's reconciliation—			
* Balance as per Bank's Pass Book			17,27,394 3 8
Add—			1,59,427 14 8
Revenue sent to the Bank on 31st March 1939 but acknowledged on 1st April 1939			18,86,812 2 2
Less—			1,35,081 15 6
Uncashed Cheques			
Balance in Bank as per Day Book (Column No. 10)			17,51,730 2 8
Balance in Office in Government Promissory Notes, etc.		Ra. 8,00,900 0 0	
Balance in Office in Cash		1,360 7 7	8,02,260 7 7
			25,53,990 10 3

M. D. BHAT,
Municipal Commissioner.

Appendix No. 16

Comparison of Face, Purchase and Market Values at 31st March 1939 of the different Securities held in the following Special Funds.

Name of Fund.	Particulars of Securities.	Face value.	Purchase rate per cent.	Actual cost at Purchase rate.	Market rates per cent.	Value at Market rates.
		Rs.	Rs. a. p.	Rs. a. p.	Rs. a. p.	Rs. a. p.
Municipal Fire and Accident Insurance Fund	3½ per cent. Government Promissory Notes	9,100	60 0 0	5,460 0 0	104 8 0	9,072 3 0
	Do. do.	500	64 15 0	324 11 0		
	3½ per cent. Government Loan 1947-50	34,200	98 0 0	32,832 0 0	103 14 0	76,867 8 0
	Do. do.	39,800	98 8 0	39,203 0 0		
	4 per cent. Government Loan 1960-70	49,500	94 4 0	46,653 12 0		
	Do. do.	94,200	92 8 0	87,195 0 0	109 11 0	3,05,808 12 0
	Do. do.	13,700	87 10 0	12,004 10 0		
	Do. do.	1,21,400	88 0 0	1,06,832 0 0		
	4 per cent. Bombay Improvement Trust Debentures	42,400	Par.	42,400 0 0		
	Do. do.	10,000	89 0 0	8,900 0 0		
Do. do.	7,200	88 0 0	6,336 0 0	108 8 0	1,29,440 8 0	
Do. do.	23,600	84 0 0	19,857 8 0			
Do. do.	36,200	92 12 0	33,575 8 0			
3 per cent. Bombay Municipal Debentures	58,500	Par.	58,500 0 0	Par.	58,500 0 0	
	Total Rs.	5,40,200		5,00,014 1 0		5,79,688 12 0
Worn-out Water Main Renewal Fund	3½ per cent. Government Promissory Notes	47,400	60 0 0	28,440 0 0	94 8 0	44,793 0 0
	3½ per cent. Government Loan 1947-50	1,700	94 13 0	1,611 13 0	103 14 0	8,102 4 0
	Do. do.	6,100	98 8 0	6,008 8 0		
	4 per cent. Bombay Improvement Trust Debentures	1,700	Par.	1,700 0 0	108 8 0	2,495 8 0
	Do. do.	600	92 12 0	558 8 0		
	3 per cent. Bombay Municipal Debentures	7,300	Par.	7,300 0 0	Par.	7,300 0 0
	Total Rs.	64,800		45,616 13 0		62,690 12 0
Net Premia Fund	3 per cent. Government Promissory Notes	900	48 0 0	432 0 0	81 0 0	729 0 0
	3½ per cent. Government Promissory Notes	45,900	60 0 0	27,540 0 0	94 8 0	44,320 8 0
	Do. do.	1,000	62 10 0	626 4 0		
	3½ per cent. Government Loan 1947-50	87,100	94 13 6	82,608 14 6	103 14 0	90,475 2 0
	4 per cent. Government Loan 1960-70	17,800	Par.	17,800 0 0		
	Do. do.	500	88 0 0	440 0 0		
	Do. do.	5,800	92 8 0	5,365 0 0	109 11 0	71,735 10 0
	Do. do.	31,800	88 6 0	28,103 4 0		
Do. do.	9,500	87 10 0	8,324 6 0			
3 per cent. Bombay Municipal Debentures	2,90,400	Par.	2,90,400 0 0	Par.	2,90,400 0 0	
	Total Rs.	4,90,700		4,61,639 12 6		4,97,660 4 0
Provident Fund	3½ per cent. Government Promissory Notes	13,71,100	60 0 0	8,22,660 0 0	94 8 0	15,75,598 8 0
	Do. do.	10,000	68 11 0	6,868 12 0		
	Do. do.	1,57,000	75 10 0	1,18,731 4 0		
	Do. do.	1,29,200	75 14 6	98,070 14 0		
	3½ per cent. Government Loan 1947-50	13,67,300	98 8 0	13,46,780 8 0	103 14 0	24,97,570 8 0
	Do. do.	1,15,600	94 13 6	1,09,639 6 0		
	Do. do.	1,42,600	94 13 0	1,35,202 10 0		
	Do. do.	7,78,900	96 0 0	7,47,744 0 0		
	4 per cent. Government Loan 1960-70	1,23,300	94 4 0	1,16,210 4 0		
	Do. do.	17,85,700	92 8 0	16,51,772 8 0	109 11 0	76,28,107 8 0
	Do. do.	47,500	88 6 0	41,878 8 0		
	Do. do.	36,97,800	88 0 0	32,54,064 0 0		
	Do. do.	13,00,000	87 10 0	11,39,212 10 0		
	5 per cent. Government Loan 1940-43	11,38,700	98 0 0	11,15,926 0 0	104 4 0	11,87,094 12 0
	4 per cent. Bombay Improvement Trust Debentures	1,81,300	Diffnt. rates.	1,40,693 0 0		
Do. do.	19,900	Par.	19,900 0 0	108 8 0	12,95,273 0 0	
Do. do.	25,000	84 4 0	21,082 8 0			
Do. do.	9,67,600	92 12 0	8,97,449 0 0			
5 per cent. Bombay Improvement Trust Debentures	6,18,500	Diffnt. rates.	5,65,335 0 0	117 0 0	7,23,645 0 0	
3 per cent. Bombay Improvement Trust Debentures	1,91,000	Diffnt. rates.	1,92,531 4 0	108 8 0	2,07,235 0 0	
3 per cent. Bombay Municipal Debentures	18,03,700	Par.	18,03,700 0 0	Par.	18,03,700 0 0	
6 per cent. Bombay Municipal Debentures	8,64,500	99 3 9	8,57,881 2 9	125 12 0	10,87,108 12 0	
	Total Rs.	1,68,36,300		1,52,03,422 12 9		1,80,05,333 0 0
Fines Fund	3½ per cent. Government Promissory Notes	15,700	60 0 0	9,420 0 0	94 8 0	15,498 0 0
	Do. do.	500	64 15 0	324 11 0		
	Do. do.	200	81 11 0	163 6 0		
	3½ per cent. Government Loan 1947-50	39,900	98 8 0	39,301 8 0	103 14 0	91,098 6 0
	Do. do.	41,900	96 0 0	40,224 0 0		
	Do. do.	5,900	94 13 0	5,593 15 0		
Fines Fund Carried forward Rs.	1,04,100		95,027 8 0		1,06,596 6 0	
Carried forward Rs.	1,79,32,000		1,62,10,693 7 3		1,91,45,372 12 0	

Appendix No. 16—(concl.)

Comparison of Face, Purchase and Market Values, at 31st March 1939 of the different Securities held in the following Special Funds.

Name of Fund.	Particulars of Securities.	Face value.	Purchase rate per cent.	Actual cost at Purchase rate.	Market rates per cent.	Value at Market rates.
		Rs.	Rs. a. p.	Rs. a. p.	Rs. a. p.	Rs. a. p.
	Brought over Rs.	1,79,32,000		1,52,10,693 7 3		1,91,45,372 12 0
Fines Fund (concl.)	Fines Fund Brought over Rs.	1,04,100		95,027 8 0		1,00,596 6 0
	4 per cent. Government Loan 1960-70	20,000	88 0 0	17,600 0 0	109 11 0	21,937 8 0
	4 per cent. Government Loan 1955-60	2,800	82 6 0	2,306 8 0	115 4 0	3,227 0 0
	5 per cent. Tax Free Government Loan 1945-55	1,300	117 7 0	1,526 11 0	113 12 0	1,478 12 0
	4 per cent. Bombay Port Trust Debentures	3,000	70 0 0	2,100 0 0	109 8 0	3,285 0 0
	4 per cent. Bombay Improvement Trust Debentures	48,000	Par.	48,000 0 0		
	Do. do.	2,200	84 4 0	1,853 8 0	108 8 0	68,029 8 0
	Do. do.	14,500	92 12 0	13,448 12 0		
	3 per cent. Bombay Municipal Debentures	18,700	Par.	18,700 0 0	Par.	18,700 0 0
	Total Rs.	2,12,800		1,98,562 15 0		2,23,254 2 0
Plant and Machinery Depreciation Fund	3 per cent. Government Loan 1947-50	7,100	98 8 0	6,993 8 0		
	Do. do.	3,100	94 13 0	2,939 8 0	103 14 0	22,748 10 0
	Do. do.	11,700	96 0 0	11,232 0 0		
	4 per cent. Government Loan 1960-70	32,600	92 8 0	30,155 0 0	109 11 0	1,04,861 4 0
	Do. do.	63,000	87 10 0	55,203 12 0		
	4 per cent. Bombay Improvement Trust Debentures	81,600	Par.	81,600 0 0		
	Do. do.	1,300	92 12 0	1,205 12 0		89,946 8 0
	3 per cent. Bombay Municipal Debentures	1,36,800	Par.	1,36,800 0 0	Par.	1,36,800 0 0
	Total Rs.	3,37,200		3,26,129 3 0		3,54,356 6 0
Renewal of Road Surfaces Fund	3 per cent. Government Loan 1947-50	88,900	98 0 0	85,344 0 0	108 14 0	1,17,067 2 0
	Do. do.	23,800	98 8 0	23,443 0 0		
	4 per cent. Government Loan 1960-70	2,18,700	92 8 0	2,00,447 8 0		
	Do. do.	2,47,400	87 10 0	2,16,784 4 0	109 11 0	5,33,520 0 0
	Do. do.	5,100	85 0 0	4,488 0 0		
	Do. do.	17,200	94 4 0	16,211 0 0		
	4 per cent. Bombay Improvement Trust Debentures	12,500	92 12 0	11,593 12 0	108 8 0	15,190 0 0
	Do. do.	1,500	Par.	1,500 0 0		
	3 per cent. Bombay Municipal Debentures	2,97,300	Par.	2,97,300 0 0	Par.	2,97,300 0 0
	Total Rs.	8,10,400		8,57,111 8 0		9,63,077 2 0
Garden Fund	3 per cent. Government Loan 1947-50	1,600	98 8 0	1,576 0 0	103 14 0	17,866 8 0
	Do. do.	13,300	96 0 0	12,768 0 0		
	Do. do.	2,300	94 13 0	2,180 11 0		
	4 per cent. Government Loan 1960-70	800	Par.	800 0 0		
	Do. do.	1,800	87 10 0	1,577 4 0	109 11 0	26,873 7 0
	Do. do.	1,800	92 8 0	1,665 0 0		
	Do. do.	900	94 4 0	848 4 0		
	Do. do.	19,200	88 0 0	16,896 0 0		
	4 per cent. Bombay Improvement Trust Debentures	5,000	Par.	5,000 0 0		
	Do. do.	1,100	84 4 0	926 12 0	108 8 0	11,718 0 0
	Do. do.	4,700	92 12 0	4,359 4 0		
	3 per cent. Bombay Municipal Debentures	8,400	Par.	8,400 0 0	Par.	8,400 0 0
	Total Rs.	80,900		58,997 2 0		64,857 15 0
Hospital Fund	3 per cent. Government Promissory Notes	74,100	97 1 0	1,68,985 13 0	94 8 0	1,71,708 8 0
	Do. do.	7,600	98 7 6	7,483 10 0		
	3 per cent. Government Loan 1947-50	1,400	98 8 0	1,378 10 0	103 14 0	65,223 8 0
	Do. do.	30,900	96 0 0	29,664 0 0		
	Do. do.	30,500	94 13 5	28,927 5 8		
	4 per cent. Government Loan 1960-70	42,400	106 14 6	45,328 4 0	109 11 0	47,494 11 0
	Do. do.	900	92 8 0	832 8 0		
	3 per cent. Bombay Municipal Debentures	29,400	Par.	29,400 0 0	Par.	29,400 0 0
	Total Rs.	3,17,200		3,12,000 8 8		3,13,834 11 0
K. E. M. Hospital & G. S. M. College Equipment Fund.	3 per cent. Government Loan 1947-50	10,200	94 13 0	9,670 14 0	103 14 0	20,463 6 0
	Do. do.	9,500	98 8 0	9,357 8 0		
	3 per cent. Bombay Municipal Debentures	11,200	Par.	11,200 0 0	Par.	11,200 0 0
	Total Rs.	30,900		30,228 6 0		31,663 6 0
K. E. M. Hospital & Research Fund	4 per cent. Government Loan 1960-70	8,000	92 8 0	7,400 0 0	109 11 0	8,775 0 0
	3 per cent. Municipal Debentures	500	Par.	500 0 0	Par.	500 0 0
	Total Rs.	8,500		7,900 0 0		9,275 0 0
	Grand Total Rs.	1,98,09,700		1,79,99,623 2 9		2,11,05,691 6 0

V. V. SHALIGRAM,
Chief Accountant.

M. D. BHAT,
Municipal Commissioner.

Appendix No. 16-A.

Comparison of Face, Purchase and Market Values at 31st March 1939 of the different Securities held in the Sinking Funds.

N.B.—Special attention is invited to para 22 of the Chief Accountant's Report.

Particulars of Securities.	Face value.	Purchase rate per cent.	Book value.	Market rates per cent.	Value at Market rates.
					(Municipal and Improvement Trust Debentures being valued at par.)
	Rs.		Rs.		Rs. a. p.
4 per cent. Municipal Debentures	1,29,73,700	Par	1,29,73,700 0 0		1,29,73,700 0 0
4 " " "	55,900	84½	47,235 8 0		55,900 0 0
4 " " "	21,500	84½	18,113 12 6		21,500 0 0
5 " " "	50,37,000	Par	50,37,000 0 0		50,37,000 0 0
6 " " "	1,000	"	1,000 0 0		1,000 0 0
6 " " "	78,000	99-3-9	77,402 13 0		78,000 0 0
5 " " "	33,04,400	Par	33,04,400 0 0		33,04,400 0 0
4 per cent. Bombay Improvement Trust Debentures	21,41,200	84½	18,03,961 0 0		
4 " " "	1,50,000	84½	1,26,750 0 0		30,79,800 0 0
4 " " "	3,99,000	92½	3,70,072 8 0		
4 " " "	3,89,600	Par	3,89,600 0 0		
4 per cent. Bombay Improvement Trust (coupon) Debentures	3,76,600	84½	3,18,227 0 0		
4 " " "	1,23,400	84½	1,03,964 8 0		5,00,000 0 0
4 per cent. Loan 1960-70	1,79,200	Par	1,79,200 0 0		
4 " " "	30,42,300	75	22,81,725 0 0		
4 " " "	5,00,000	75-0-6	3,75,156 4 0		
4 " " "	3,16,400	188	2,78,432 0 0	109½	54,27,118 2 0
4 " " "	2,45,500	92½	2,27,087 8 0		
4 " " "	4,43,700	87½	3,88,792 2 0		
4 " " "	2,20,700	88½	1,95,043 10 0		
3½ per cent. Loan 1947-50	12,85,200	96	12,33,792 0 0		
3½ " " "	3,82,800	94-13-6	3,63,156 11 6		
3½ " " "	8,71,900	98½	8,58,821 8 0		26,69,275 14 0
3½ " " "	1,29,700	94½	28,159 5 0		
4½ per cent. Loan 1955-60	5,00,000	79½	3,98,750 0 0		5,76,250 0 0
5 per cent. Loan 1940-43	32,700	98	32,046 0 0		
5 " " "	1,50,000	106½	1,60,312 8 0		1,60,312 8 0
4 per cent. Bombay Improvement Trust Sterling Debentures	£25,000	£80 at ls. 6d.	2,66,865 10 8		3,34,494 12 4
Total Rs.	3,32,51,500		3,18,98,568 4 2		3,42,48,903 8 4
	25,000				

V. V. SHALIGRAM,
Chief Accountant.

M. D. BHAT,
Municipal Commissioner.

K. E. M. Hospital
Research Fund

Appendix No. 16-B

Statement showing the amount of and object for which the Donations held under Public Monuments Maintenance Fund were received from different parties up to 31st March 1939.

W. D. BHVL

Name of donor.	Object for which the donation is given.	Particulars of Securities.	Face value Rs.	Rate per cent.	Book value. Rs. a.
Sir Mangaldas Nathooobhoy	Donation for the maintenance of Sir Mangaldas Nathooobhoy Clock at Mumbadevi.	3½ per cent. Government Paper, 1879	500	88 0	500 0
The Secretary, Tata Memorial	Donation for the maintenance of N. N. Tata Statue	3½ per cent. Government Paper, 1900-01	1,200	88 0	1,200 0
The Secretary, Ranade Memorial	Donation for the maintenance of Ranade Statue	4 per cent. Bombay Improvement Trust Loan due 1962	1,000	88 0	1,200 0
Mr. P. J. Mistri	Donation for the maintenance of N. M. Petit Statue at Gowalia Tank Road.	3½ per cent. Government Paper, 1900-01	2,000	88 0	3,000 0
Messrs. J. D. Framroz, K. B. Jeejeebhoy and P. C. Sethna	Donation for the maintenance of Sir D. M. Petit Statue	4 per cent. Loan 1960-70	2,400	88 0	12,112 0
Mr. Cassumally Jairajbhoy Peerbhoy	Donation for the maintenance of a fountain at the junction of Hornby Road and Palton Road.	4 per cent. Loan 1960-70	5,500	82 8	5,087 8
The Secretary, Montague Memorial Fund	Donation for the maintenance of the Montague Statue at the junction of Marine Lines and Church Gate Street.	6 per cent. Municipal Debentures 1950-60	1,200	98 10	1,195 8
Mr. Surajmal Hanmantrai	Donation for the maintenance of a public fountain at Princess Street.	4 per cent. Loan 1960-70	900	88 0	792 0
„ Chaturbhuj Jivandas	Donation for the maintenance of the new Bandstand at Chowpatty.	4 per cent. Loan 1960-70	2,600	92 8	2,405 0
„ Jannadas Dwarkadas	Donation for the maintenance of a water trough for watering Victoria horses and bullocks at the junction of Colaba and Pilot Bunder Roads.	3½ per cent. Government Paper	100	60 0	60 0
Dr. K. E. Dadaoahanji	Donation for the maintenance of a fountain at the junction of Frere Road and Carnac Bridge.	4 per cent. Government Loan 1960-70	400	88 0	352 0
Mr. D. P. Kothare	Donation for the maintenance of a fountain at Mint Road.	Do. do.	400	88 0	352 0
„ K. D. Dhuru	Donation for the maintenance of a fountain at the junction of old Purbhadevi and Cadell Road.	Do. do.	400	88 0	352 0
„ Gokuldas Karsondas Shroff	Donation for the maintenance of a cattle trough and drinking fountain at Lady Jamshedji Road.	4 per cent. Government Loan 1960-70	15,200	88 0	452 0
„ Fattachand Revalckis	Donation for the maintenance of a fountain at Narayan Dhuru Street.	3½ per cent. Paper	100	60 0	1,001 0
„ Hansraj Pragji	Donation for the maintenance of a cattle trough at Clerk Road.	Do. do.	100	60 0	353 0
„ F. P. Pavri	Donation for the maintenance of a drinking fountain at the junction of Cadell Road and Old Purbhadevi Road.	4 per cent. Loan 1960-70	600	88 0	2,850 0
The Secretary, Dr. Dadabhoj Naoroji Memorial Fund.	Donation for the maintenance of the Statue of Dr. Dadabhoj Naoroji.	4 per cent. Loan 1960-70	1,400	88 0	528 0
Mr. Khimji Madon Bhujpuria	Donation for the upkeep of a water trough on site opposite the Jamshed Mill.	4 per cent. Loan 1960-70	1,400	88 0	1,232 0
„ L. R. Tairsee	Balance out of donation received from Mr. L. R. Tairsee for the construction of a cattle trough at the top and corner of Walkeshwar near "Tin Batti."	4 per cent. Loan 1960-70	600	88 0	528 0
		Carried forward Rs.	27,300		33,980 0

133

Appendix No. 16-B—concluded.

Name of donor.	Object for which the donation is given.	Particulars of Securities.	Face value.	Rate per cent.	Book value.
			Rs.	Rs. a.	Rs. a.
		Brought forward Rs.	87,300		33,980 0
Ms N. P. Wadia	Balance out of donation received for construction of three cattle troughs at Bhoiwada Road, Parel Tank Road and Sewree Cross Road.	4 per cent. Loan 1960-70	1,200	88 0	1,056 0
F. B. Jeejeebhoy	Balance out of donation received for the construction of a public fountain and water trough at the junction of Suparibag Road, and Govt. Gate Road.	4 " " "	1,500	88 0	1,320 0
Anantaso Vithoba Kowley	Balance out of donation received for the construction of a fountain and cattle trough at the junction of Bhawani Shanker Road and Gokhale Road.	3 1/2 " Government Paper	1,500	64 15	974 1
Ramdas Raghovji Govindji	Balance out of the donation received for the construction of a fountain and cattle trough at Cavel Street.	3 1/2 " " " "	1,700	60 0	1,020 0
C. K. Kakade	Balance out of the donation received for the construction of a fountain at Bellasis Road.	4 " Loan 1960-70	200	88 0	176 0
Hon. Secretary, Lok. Tilak Memorial Committee.	Donation for the maintenance of the Statue of Lok. Tilak at Chowpatty Sands.	3 1/2 " Government Paper	1,400	Par	1,400 0
Sir Patrick Kelly Memorial Committee	Donation for the maintenance of the Statue of Sir Patrick Kelly, Kt., C.I.E. opposite Crawford Market.	3 1/2 " Government Loan 1947-60	900	108 2	973 2
		Total	45,700		40,898 3
Rao Bahadar Ellappa Balaram	Donation for the maintenance of a Charitable Dispensary at Kamathipura.	4 per cent. Bombay Improvement Trust Loan due 1966.	5,000	Par	19,500 0
		4 per cent. Bombay Improvement Trust Loan due 1972.	14,500		20,212 0
Bai Lingoo Bai, widow of Rajanna Jalooji.	Do.	3 1/2 per cent. Government Paper 1854-55	10,700		10,700 0
Qalaba Free Dispensary	Do.	4 " " " Loan 1960-70	1,200	87 10	1,051 8
Joint Honorary Secretaries and Treasurers, George V Anti-Tuberculosis League.	Donation for the maintenance of Assets transferred to the Municipality on its taking over the League.	3 1/2 per cent. Government Paper 1900-01	1,000	Par	21,000 0
Mr. Shapurji Sombji	Donation in connection with the house in Khetwadi given by him for being used as a Maternity Home.	4 " Municipal Debentures due 1954	20,000		10,000 0
Messrs. Little & Co.	Amount representing balance out of the Amount set apart for the purchase of Bai Gowrabai Dispensary Building at Kamathipura.	3 1/2 " Government Paper 1854-55	5,000		10,000 0
	Donation for meeting charges for repairs, etc., to Bai Gowrabai Dispensary at Kamathipura.	3 1/2 " Government Paper 1879-01	5,000		2,552 0
		4 " Loan 1960-70	2,900	88 0	2,552 0
		6 " Municipal Debentures 1950-60	5,000	99 10	4,981 4
		Total	70,300		69,784 12
		Grand Total Rs.	1,16,000		1,10,683 15

V. V. SHALIGRAM,
Chief Accountant.

M. D. BHAT,
Municipal Commissioner.

Appendix No. 16-C

Statement showing the amounts of and object for which the endowments held under Endowments Fund were received from different parties upto 31st March 1939.

Name of Donor	Object for which the endowment is given.	Particulars of Securities.	Face value.	Rate per cent.	Book value.
			Rs.	Rs. a.	Rs. a.
<i>Scholarships.</i>					
The Bhawnagar Durbar	"Bhawnagar State Entrance Scholarship" at G. S. M. College	4 per cent. Government Loan 1960-70	5,900	88 0	5,192 0
Dr. N. A. Purandare	"Savitribai Purandare Prize" at K. E. M. Hospital	Do. do.	300	Par	300 0
Mr. Tulsiadas H. Parekh	"Bai Baghubai Thakurdas Parekh Entrance Scholarship" at G. S. M. College.	Do. do.	3,700	88 0	3,256 0
" Lalji Naranji	"Lalji Naranji Scholarship" at G. S. M. College.	Do. do.	4,500	88 0	3,960 0
" Chaturbhuj Gordhandas Sunderdas	"Chaturbhuj Gordhandas Sunderdas Scholarship" and "Bai Gangabai Gordhandas Sunderdas Scholarship" at G. S. M. College.	Do. do.	9,100	88 0	8,008 0
Dr. (Mrs.) Dossibai Jehangir Rattanshaw Dadabhoy, M.D., M.R.C.P. (Lond.)	"Awabai Rattanshaw Dadabhoy Scholarship" at G. S. M. College.	3½ per cent. Government Paper 1900-01	3,900	88 16	3,432 0
Mr. Jehangir Rattanshaw Dadabhoy	"Rattanshaw Dadabhoy Scholarship" at G. S. M. College	4 per cent. Government Loan 1960-70	3,900	88 0	3,432 0
The Honorary Staff and Professors of the K. E. M. Hospital and G. S. M. College.	"Bahadurji Memorial Scholarship in Surgery" at G. S. M. College.	Do. do.	3,900	88 0	3,432 0
The Trustees of Dr. Choksy's Entertainment Fund.	Donation for endowing a Gold Medal called "Sir Nusserwanji Choksy Memorial Prize Medal" at G. S. M. College.	6 per cent. Municipal Debentures 1950-60	2,000	99 10	1,992 8
H. H. the Maharaja Shri Sir Dowlatsingji K.C.I.E., Thakore Saheb of Limbdi.	Donation for awarding a gold medal and a miniature replica of the Challenge Cup.	5 per cent. Government Loan 1940-43	200	99 8	199 0
		4 per cent. Government Loan 1960-70	100	Par	100 0
		3 per cent. Government Loan 1963-65	300	98 6	295 2
		6 per cent. Municipal Debentures 1950-60	1,800	99 10	1,793 4
Dr. Shirwalkar Memorial Fund Committee.	"Dr. Shirwalkar, General Proficiency Scholarship and Medals" at G. S. M. College.	3½ per cent. Government Paper 1900-01	3,000	Par	3,000 0
Mrs. Dhungavri Rangildas Desai	Donation for endowing two prizes of Rs. 20 each to the Nurses of the K. E. M. Hospital.	Do. do.	3,000	"	3,000 0
		4 per cent. Municipal Debentures	2,000	"	2,000 0
		4 per cent. Bombay Port Trust Bonds 1913	1,000	Par	1,000 0
Dr. E. Moses	"Mrs. Abigail Elijah Moses Prize" at K. E. M. Hospital	3½ per cent. Government Paper	500	Par	500 0
Messrs. Win and Co., Solicitors, on behalf of the executors of the will of the late Mr. Kasamji Ranchhodji Desai.	"Kasamji Ranchhodji Prize" at K. E. M. Hospital	3½ Do. Loan 1947-50	100	102 12	102 12
Dr. H. D'Sa	Mrs. D'Sa Memorial Gold Medal at G. S. M. College.	4 per cent. Government Loan 1960-70	9,000	88 0	7,920 0
		3 Do. do. 1963-65	1,200	98 6	1,180 8
		3½ Do. do. 1947-50	1,000	100 7	1,004 6
Mrs. Luxmibai Kane	Dr. G. W. Kane Memorial Gold Medal at G. S. M. College.	4 per cent. Bombay Port Trust Debentures	3,000	Par	3,000 0
Mr. N. Dhume	Narayan Dhume Prize at G. S. M. College	3½ Government Loan 1947-50	1,200	101 1	1,212 12
		Government Paper	1,000	Par	1,000 0
Scholarships—Total carried over Rs. . .			68,800		63,448 12

135

Appendix No. 16-C—concluded.

Name of donor.	Object for which the endowment is given.	Particulars of Securities.	Face value.	Rate per cent.	Book value.
Messrs. Ardeshir Hormaeji Dinshaw and Co., on behalf of the Advocate-General.	Donation for the grant of warm clothing to patients discharged from the K. E. M. Hospital out of interest realised on securities.	34 per cent. Government Paper 1979-01 .. 10,000 Do. do. 1900-01 .. 18,600 Do. do. .. 2,000 4 per cent. Government Loan 1960-70 .. 8,000 Do. do. .. 4,800 Do. do. .. 2,000 5 per cent. Loan 1939-44 .. 4,000 Total .. 49,400	Rs. 68,800	Rate per cent.	63,438 12
Mr. Mansukhlal Chaganlal	Donation towards the Poor Box Charity Fund at K. E. M. Hospital.	4 per cent. Government Loan 1960-70 .. 5,700	Rs. 5,700	88 12	5,058 12
The Estate Agent, Bombay Improvement Trust on behalf of the staff.	Balance out of other donations received during the Influenza Epidemic invested in Securities, the interest being utilised for augmenting the Poor Box Charity Fund, (Corporation Resolution No. 13650 of 12th March 1928).	Do. do. .. 5,800 Do. do. .. 900 Do. do. .. 200 Total .. 6,900	Rs. 6,900	Rate per cent.	5,104 0
	Donation towards the Poor Box Charity Fund.	Do. do. .. 200 Total .. 12,600	Rs. 12,600	Rate per cent.	11,049 12
		Grand Total	Rs. 1,30,800		1,21,025 12

V. V. SHALIGRAM,
Chief Accountant

M. D. BHAT,
Municipal Commissioner.

136

Statement showing the Quantity and Value of several articles upon which

Duty collected by	Grain and pulse at 8 pies per maund.		Flours of all sorts at 75 per cent. of the rate at the time being levied on the grain from which the flour is prepared at 6 pies per maund.			Wines and Spirits at 4 annas per gallon.		
	Maunds.	Amount of Duty.	Maunds.	Seers.	Amount of Duty.	Gallons.	Pints.	Amount of Duty.
		Rs. a. p.			Rs. a. p.			Rs. a. p.
I. BOMBAY PORT TRUST.								
Months.								
April 1938	926,108½	38,587 13 8	33,964	..	1,061 6 0	14,046	2½	3,511 8 9
May	1,208,952	50,373 0 0	30,288	..	946 8 0	10,891	6½	2,722 14 3
June	823,517½	34,313 3 9	30,336	..	948 0 0	11,962	6	2,990 10 0
July	837,133½	34,880 9 3	34,896	..	1,090 8 0	10,664	10½	2,666 3 6
August	631,157½	26,298 3 6	43,058	..	1,345 9 0	10,844	..	2,711 0 0
September	850,179	35,874 2 0	38,298	..	1,196 13 0	13,070	1½	3,267 8 6
October	1,056,405	44,016 14 0	50,384	..	1,574 8 0	12,228	6½	3,057 2 3
November	902,482½	37,603 7 2	29,404	..	918 14 0	21,487	9	5,371 15 0
December	1,516,134	63,172 4 0	34,314	..	1,072 5 0	23,686	4½	5,921 9 6
January 1939	1,479,198½	61,633 4 3	36,042	..	1,126 5 0	16,676	7½	4,169 2 6
February	2,066,286	86,095 4 0	55,764	..	1,742 10 0	17,151	11½	4,287 15 9
March	1,488,252½	62,010 8 6	18,864	..	589 8 0	12,978	4½	3,244 9 6
Total	18,791,806½	5,74,658 9 11	435,612	..	13,612 14 0	175,688	10½	43,922 3 6
II. G. I. P. RAILWAY.								
April 1938	1,424,167½	59,340 5 0				19,506	2/5	4,876 9 7
May	564,339	23,514 2 0				52,907	½	13,226 12 10
June	211,653	8,818 14 0				23,692	2/5	5,923 1 7
July	224,008½	9,333 11 0				16,428	½	4,107 1 0
August	486,484½	20,270 3 0				27,957	½	6,989 6 5
September	523,699½	21,820 13 0				1,227	½	306 13 0
October	356,125½	14,838 9 0				46,415	½	11,603 12 3
November	472,081½	19,670 1 0				131	..	32 12 0
December	824,725½	34,363 9 0				17,472	½	4,368 3 2
January 1939	545,301	22,720 14 0				23,113	..	5,778 4 0
February	641,647½	26,735 5 0				24,943	..	6,235 12 0
March	524,634	21,859 12 0				40,751	½	10,187 14 3
Total	6,798,867	2,83,286 2 0			294,545	½	73,636 6 1
III. B. B. & C. I. RLY.								
April 1938	203,490	8,478 12 0				91	..	22 12 0
May	402,399	16,766 10 0				850	..	212 8 0
June	232,953	9,706 6 0				584	..	146 0 0
July	168,222	7,009 4 0				159	2/4	39 14 0
August	90,367½	3,765 5 0				6	½	1 11 0
September	66,625½	2,776 1 0				210	..	52 8 0
October	77,313	3,221 6 0				199	..	49 12 0
November	83,992½	3,499 11 0				254	..	63 8 0
December	85,521	3,563 6 0				1,672	..	418 0 0
January 1939	82,199½	3,424 15 8				3,656	½	914 2 0
February	66,667½	2,777 13 0				5,206	½	1,301 10 0
March	92,387½	3,849 7 6				1,994	..	498 8 0
Total	1,652,137½	68,839 1 2			14,883	½	3,720 13 0
GRAND TOTAL	22,242,811½	9,26,783 13 1	435,612	..	13,612 14 0	485,117	½	1,21,279 6 7
Deduct—Refunds passed by the Town Duty Officer	9,087,567½	3,76,565 5 0	—1,015,4M	..	—31,731 11 0	20,627	½	5,156 14 0
Net Revenue	13,205,244½	5,50,218 8 1	—579,802	...	—18,118 13 0	464,490	½	116,122 8 7

Commission, etc., charges on General Town Duty collected by—

Month.	Bombay Port Trust.	G. I. P. Railway.	B. B. & C. I. Railway.	Total.
	Rs. a. p.	Rs. a. p.	Rs. a. p.	Rs. a. p.
April 1938	3,336 0 6	3,444 4 2	654 13 0	7,435 1 8
May	2,636 6 8	4,416 10 8	654 7 0	7,707 8 4
June	2,701 13 11	3,253 4 2	615 1 0	6,570 3 1
July	1,928 1 11	4,225 5 9	621 12 0	6,775 3 8
August	2,011 10 7	3,492 9 11	636 15 0	6,141 3 6
September	1,469 3 9	2,312 14 10	502 7 0	4,284 9 7
October	2,235 13 0	3,528 5 0	708 8 0	6,472 10 0
November	2,781 8 2	2,941 12 1	864 0 0	6,587 4 3
December	2,754 9 9	1,448 11 2	..	4,203 4 11
January 1939	3,287 8 4	1,830 2 0	2,719 8 0	7,837 2 4
February	3,452 7 2	2,795 12 4	593 15 0	6,842 2 6
March	3,721 0 5	3,343 1 8	488 0 0	7,552 2 1
Total	32,316 4 2	37,032 13 9	9,059 6 0	78,408 7 11

V. V. SHALIGRAM,
Chief Accountant.

Town Duty was levied during 1938-39 under Section 192 (1) of the City of Bombay Municipal Act of 1888.

Beer at 6 pies per gallon.			Sugar at 8 annas per cwt.			Ghee and Vegetable Products at As. 10 per qr.			Timber at 2 1/2 per cent on Market Value.		Firewood at 6 annas per ton.		Sundries.		Total Monthly Collections.
Gallons.	Pints.	Amount of Duty.	Cwts. lbs.	Amount of Duty.	Quarters. lbs.	Amount of Duty.	Value.	Amount of Duty.	Tons.	Amount of Duty.	+	-			
		Rs. a. p.			Rs. a. p.			Rs. a. p.	Rs. a. p.					Rs. a. p.	
105,287		3,290 3 6	20,588 1 7	10,294 2 6	16,951 4-1/5	10,594 7 6	5,58,584 12 2	13,994 9 11	7,026-7/24	2,634 13 9				83,930 1 5	
96,608		3,019 0 0	18,240 1-7	9,120 2 6	16,864 9-4/5	10,540 3 6	5,47,373 8 8	13,684 5 5	4,469-7/12	1,676 1 6				92,082 3 2	
95,036		2,969 14 0	16,197 1 17 1/2	8,098 11 3	6,414 14	4,009 1 0	4,03,292 14 8	10,082 5 2	43-1/6	16 3 0				83,428 0 2	
99,762		3,117 9 0	4,373 0 24 1/2	2,186 9 9	8,542 9-1/10	5,338 15 3	6,70,181 14 0	16,764 8 9	9-1/4	3 7 6				86,038 7 0	
71,110		2,222 3 0	5,600 3 0	3,300 6 0	12,706 16-1/10	7,941 9 9	2,82,113 2 0	7,022 13 8	28-5/6	10 13 0				50,882 0 6	
89,186		2,787 1 0	5,872 2 7	2,936 4 6	22,952 24	14,345 8 9	6,66,010 13 4	16,600 4 4	207-11/12	77 15 6				76,035 9 7	
125,044		3,907 10 0	19,115 0 0	9,557 8 0	18,795 20-3/10	11,747 5 3	7,00,205 6 8	17,505 2 2	4,908	1,840 8 0				93,206 9 8	
111,240		3,476 4 0	10,064 2 0	5,032 4 0	27,700 9-1/10	17,312 11 3	5,73,915 0 0	14,347 14 0	6,650-1/3	2,493 14 0				80,537 3 5	
120,869		3,777 2 6	16,705 3 17 1/2	8,352 15 3	18,457 23-1/10	11,536 2 3	9,00,365 3 4	22,509 2 1	5,837-5/12	2,189 0 6				1,18,030 9 1	
98,958		3,092 7 0	14,653 3 21	7,326 15 6	22,979 1-2/5	14,361 14 6	6,11,026 7 4	15,276 10 7	6,522-1/4	2,445 13 6				1,09,431 8 10	
104,944		3,279 8 0	21,721 0 7	10,860 8 6	17,343 22-2/5	10,839 14 0	4,87,548 15 4	12,188 11 7	6,605-11/24	2,477 0 9				1,31,771 8 7	
102,599		3,206 3 6	163,043 3 21	81,521 15 6	21,528 16-1/10	13,455 5 2	6,24,344 9 4	16,608 9 10	8,029-1/4	3,010 15 6				1,82,647 19 1	
1,220,648		38,145 1 6	316,176 3 17 1/2	1,58,088 7 3	211,237 2-1/10	1,32,023 2 9	70,24,962 11 4	1,76,694 1 1	50,337-18/24	18,876 10 6				11,64,961 8 6	
8		0 4 0	148,350 1 0	74,175 2 0	8,193-3/4	5,121 1 9	1,700 0 0	48 8 0	160	60 0 0				1,43,615 10 4	
24		0 12 0	136,191 2 0	68,095 12 0	5,659-1/8	3,536 15 3	1,792 3 0	44 13 0	40-1/3	15 2 0				1,08,417 7 4	
36		1 2 0	263,480 0 0	1,31,740 0 0	6,123-3/5	3,831 0 0	3,680 0 0	98 0 0	52-5/6	19 13 0				1,50,420 1 7	
46		1 7 0	151,480 1 14	75,740 3 0	5,944-11/30	3,715 3 8	950 0 0	23 12 0	54-5/6	15 6 0				92,028 3 8	
			102,816 3 14	51,308 7 0	5,272-7/10	3,295 7 3	4,405 0 0	110 2 0		20 9 0				81,082 8 8	
			179,016 0 14	89,508 1 0	31,770-5/8	19,866 10 3	4,210 0 0	105 4 0		58 1 0				1,31,604 10 3	
			84,478 3 0	42,239 6 0	8,301-3/4	2,098 9 6	7,222 8 0	180 9 0		60 0 0				70,926 15 9	
			41,237 3 14	20,618 15 0	9,640-33/120	6,025 2 9	1,000 0 0	35 0 0	154-5/6	58 1 0				46,429 15 9	
			47,523 0 0	23,761 8 0	7,426-11/20	4,641 9 6	5,175 0 0	139 6 0	160	60 0 0				67,326 6 8	
			149,225 1 0	74,612 16 0	9,395-27/40	6,872 4 9	15,450 0 0	386 4 0	99-1/2	37 5 0				1,00,407 9 9	
			112,856 3 0	56,428 6 0	6,459-2/5	4,037 1 9	3,435 0 0	85 14 0	72-1/6	27 1 0				93,540 7 9	
			14,671 0 14	7,335 9 0	5,263-1/10	3,289 6 9	4,672 8 0	116 13 0	17-5/6	6 11 0				42,706 2 0	
114		3 9 0	1,431,127 3 14	7,15,563 15 0	104,456-11/12	65,285 9 2	53,892 8 0	1,348 5 0	853-2/6	320 0 0				11,39,403 14 6	
35		1 1 6	10,655 1 14	5,327 11 0	7,982-1/10	4,988 13 0	9,850 0 0	246 4 0	2,574	965 4 0	0 3 6			20,030 13 0	
			18,268 1 0	9,134 2 0	8,500-5/10	5,312 13 0	12,770 0 0	319 4 0	3,638-2/6	1,364 6 0	0 4 0			33,100 15 0	
			1,618 0 0	809 0 0	11,802-5/10	7,376 9 0	10,900 0 0	272 8 0	1,700	637 8 0	0 1 0			18,048 0 0	
			752 3 0	376 6 0	12,830-1/10	8,018 13 0	5,050 0 0	126 4 0	2,960	1,110 0 0	4 0 0			10,684 0 0	
			99 1 0	49 10 0	13,853-1/2	8,658 7 0	6,900 0 0	172 8 0	2,407	902 10 0	0 0 3			13,550 3 3	
			41,175 0 0	20,587 8 0	11,180-3/10	6,987 14 0	4,000 0 0	100 0 0	2,905-2/6	1,089 8 0	0 0 9			31,593 7 0	
			81,882 0 14	40,941 1 0	11,839-8/10	7,399 14 0	5,780 0 0	144 8 0	2,785-4/6	1,044 10 0	1 9 0			52,801 3 9	
			49,121 0 0	24,560 8 0	12,114-9/10	7,571 13 0	8,070 0 0	201 12 0	2,046-4/6	767 8 0	1 9 0			36,606 5 0	
			9,137 0 14	4,568 9 0	12,902-4/10	8,064 0 0	10,805 0 0	270 2 0	3,448-2/6	1,293 2 0				18,177 3 0	
			6,427 2 0	3,213 12 0	12,691-7/10	7,932 5 0	12,520 0 0	319 0 0	4,035-4/6	1,513 6 0				30,006 5 0	
			11,982 1 14	5,991 3 0	11,270-4/10	7,044 0 0	9,515 0 0	237 14 0	2,968	1,113 0 0	15 2 0			17,311 8 8	
			467 1 0	233 10 0	13,568	8,480 0 0	8,540 0 0	218 8 0	2,388-2/6	895 10 0				14,170 11 6	
35		1 1 6	231,586 0 0	1,15,793 0 0	140,536-5/10	87,835 5 0	1,04,700 0 0	2,617 8 0	33,857-2/6	12,696 8 0	21 4 6			2,91,524 9 2	
1,220,792		38,149 12 0	1,978,890 3 31 1/2	9,89,445 6 3	456,230-59/120	2,85,144 0 11	71,83,355 8 4	1,79,688 14 1	85,048-10/24	31,893 2 6				25,85,879 10 2	
163,368		5,105 4 0	1,132,917 0 14	5,66,458 9 0	24,810	15,506 4 0	4,61,825 0 0	11,546 10 0						10,12,069 9 0	
1,057,424		33,044 8 0	845,973 2 17 1/2	4,22,986 13 3	431,420-59/120	2,69,637 12 11	67,21,530 3 4	1,68,038 4 1	85,048-10/24	31,893 2 6				16,73,810 1 2	

Total Collections of Town Duty for 1938-39 .. Rs. a. p. 25,85,879 10 2
Add—
Outstanding on 31st March 1938 due by
Bombay Port Trust 5,313 14 0
B. B. & C. I. Railway .. . 939 8 0
G. I. P. Railway 42,221 14 9
Less—
Amount collected in 1936-37 but paid to the Municipality in 1937-38 .. . 180 13 0
42,091 1 9
25,24,224 1 11
Deduct—
Outstanding balances on 31st March 1939 due by
Bombay Port Trust 4,164 9 6
B. B. & C. I. Railway .. . 575 14 0
G. I. P. Railway 13,020 12 5
17,761 3 11
Total amount of commission, etc., charges for the collection of Town Duty deducted at the source 78,408 7 11
Refunds paid in 1938-39 for previous years *1,61,824 5 0
Refunds paid in 1938-39 for 1938-39 *8,23,968 14 0
*9,85,793 3 0
10,81,962 14 10
Total Rs. .. *15,52,261 3 1

Note—

Refunds:—	
Balance outstanding for 1937-38 ..Rs. 1,97,007 8 0	
Add—	
Refunds sanctioned by the Town Duty Officer for 1938-39 .. " 10,12,069 9 0	12,09,077 1 0
Less—	
Refunds passed for payment by the Deputy Accountant .. " ..	9,85,793 3 0
Balance outstanding ..Rs. 2,23,283 14 0	

M. D. BHAT,
Municipal Commissioner.

Income of the Bombay Municipality from the year

TAXATION PROPER.											
Year.	Gross Valuation.	House Rate.	Police Rate.	Lighting Rate.	Wheel Tax and Tolls.	Licenses for Trades, Land Conveyances, Music, etc.	Town Duties.	Cotton Duty.	Biquor Licenses.	Tobacco Licenses.	
	Rs.	Rs.	Rs.	Rs.	Rs.	Rs.	Rs.	Rs.	Rs.	Rs.	Rs.
1866	1,20,14,655	10,57,379			2,32,698	2,023	5,04,789		1,45,873		
1868	1,48,94,893	7,16,004	2,83,883	98,417	3,13,330	2,72,665	5,132		4,46,924	1,20,390	
1867	1,03,09,535	9,84,068	4,11,040	1,82,849	2,38,178	2,05,536			1,04,808	1,18,426	
1868	1,47,49,075	9,20,587	3,75,607	2,46,071	2,68,514	2,08,820			1,20,566	1,38,762	
1869	1,39,41,260	7,09,306	2,59,583	2,48,406	2,52,674	1,50,351	8,03,298		2,49,077	1,51,173	
1870	1,36,20,835	7,22,768	2,37,643	2,46,894	2,50,581	23,147	5,94,982		1,23,692	1,39,830	
1871	1,94,26,845	6,75,489	2,30,409	2,30,256	2,05,321	7,655	4,51,496		1,15,170	1,28,046	
1872	1,29,33,310	7,09,933	2,41,774	2,41,348	2,04,097	5,862	4,67,638		59,914	1,47,654	
1873	1,28,71,816	7,01,019	2,37,232	2,37,050	2,16,053	87	4,46,924		2,79,074	1,48,792	
1874	1,19,65,390	5,94,814	2,29,102	2,27,525	2,48,217	3,908	4,85,649		1,24,507	1,47,779	
1875	1,15,55,066	5,52,738	2,20,599	2,16,632	2,45,274	694	6,72,987		1,58,980	1,45,956	
1876	1,12,75,710	5,73,458	2,17,684	2,13,094	2,39,497	2,113	6,36,147		1,41,725	1,48,356	
1877	1,14,77,690	5,47,541	2,20,061	2,14,670	2,44,369	1,948	7,51,019		85,697	1,49,562	
Consolidated Rate.											
1878	1,16,37,118		9,85,084		2,14,560		6,95,008		1,80,565	1,52,229	
1879	1,14,93,417		10,52,773		2,25,569	3,683	5,93,617		1,43,750	1,65,029	
1880	1,17,82,525		8,99,634		2,31,925	848	6,57,784		1,43,750	1,61,127	
1881	1,17,14,470	@ 8%	10,58,810		2,14,670	1,502	6,37,482		1,43,750	1,61,625	
For 15 months, i.e., from 1st January 1892 to 31st March 1893, the calendar year											
1882-83	25,80,263		12,34,975		4,12,027		6,17,199		1,48,750	2,06,014	
1883-84	1,45,64,507	@ 8%	9,83,538		2,55,227	3,417	6,67,113		1,79,637	1,74,306	
1884-85	1,53,82,744	Do.	11,80,307		3,09,552	4,305	7,73,481		1,43,750	1,72,622	
1885-86	2,00,25,223	Do.	14,61,305		3,32,435	4,525	6,79,293		1,43,750	1,79,177	
1886-87	2,16,27,230	@ 8 1/2%	14,88,867		3,19,561	3,913	10,12,152		1,43,750	1,90,250	
1887-88	2,27,92,346	@ 8%	14,07,013		3,36,993	4,050	9,98,750		1,43,750	1,84,168	(a) Fire tax
1888-89	2,39,51,043	Do.	14,66,024		3,14,571	45,471	7,25,697		1,43,750	1,91,297	@ 1%
1889-90	2,73,64,359	Do.	15,82,509		3,25,616	52,792	6,67,065		1,43,750	1,90,922	
1890-91	2,82,27,355	Do.	15,64,932		3,56,648	60,451	6,79,520		1,43,750	1,80,284	@ 1%
1891-92	2,85,80,023	Do.	17,65,081		3,42,973	75,101	8,40,222		1,43,750	1,86,151	Do.
1892-93	2,64,03,982	Do.	17,78,501		3,44,905	79,376	8,73,928		1,43,750	1,86,703	Do.
1893-94	2,69,79,728	Do.	17,49,321		3,51,175	85,817	8,97,256		1,43,750	1,86,929	@ 1%
1894-95	2,76,13,741	Do.	17,49,385		3,58,082	95,137	8,89,542		1,43,750	2,05,348	Do.
1895-96	2,82,56,881	Do.	17,67,000		3,65,525	96,335	9,10,851		1,43,750	2,17,475	Do.
1896-97	2,39,27,618	Do.	17,45,829		2,46,681	74,035	6,45,144		1,43,750	1,82,867	Do.
1897-98	2,94,82,805	Do.	19,85,325		3,46,938	88,663	9,51,424		1,43,750	1,89,323	Do.
1898-99	2,98,53,636	@ 9%	21,06,995		3,39,197	87,764	11,17,161		1,43,750	2,08,544	Do.
1899-1900	3,05,17,091	@ 12%	22,74,389		3,02,748	90,346	15,94,721		1,43,750	2,21,388	Do.
1900-01	3,13,75,106	Do.	22,94,971		3,31,366	95,702	11,31,971		1,43,750	2,16,939	Do.
1901-02	3,18,11,625	@ 10%	25,72,001		3,40,747	92,733	8,62,123		1,43,750	2,33,065	Do.
1902-03	3,18,91,400	Do.	25,61,510		3,71,013	1,02,070	12,19,348		1,43,750	2,44,092	Do.
1903-04	3,44,49,899	Do.	27,64,974		3,28,070	1,05,511	11,66,973		1,43,750	2,40,064	Do.
1904-05	3,54,15,934	Do.	30,28,572		4,19,587	1,08,772	14,16,943		1,43,750	2,60,744	Do.
Total					32,316 4 2	37,032 13 9	9,059 6 0		78,408 7 11		

V. V. SHALIGRAM,
Chief Accountant.

No. 18
1865 to close of the Financial year 1938-39.

Contribution from Insurance Companies or Fire Tax.	Total Taxation Proper.	SERVICES RENDERED			MISCELLANEOUS		Total Income.	Year.	Population by Census.	Incidence of Taxation per head of population.	Five years' average annual income.
		Halal-khore Tax.	Water Tax.	Total services rendered.	Government contribution for Police and City Improvement Trust.	Returns from Property and Miscellaneous.					
Rs.	Rs.	Rs.	Rs.	Rs.	Rs.	Rs.	Rs.		Rs. P.	Rs.	
	1,78,719		1,78,719			2,42,306	29,63,787	1865	816,562	2 9 8	
	1,92,852		6,49,127	6,41,978		2,06,154	29,14,672	1866		3 5 1	
	1,45,824		3,73,008	6,18,830	1,50,000	1,28,789	30,40,324	1867		3 6 1	31,12,976
	1,91,454		4,93,977	6,89,631	2,60,129	4,25,787	38,52,974	1868		3 14 0	
	2,70,562		3,62,988	6,93,560	1,09,882	2,71,011	38,93,426	1869		3 11 0	
	2,13,197		3,66,988	6,80,183	1,09,882	2,73,025	38,07,749	1870		3 9 8	
	1,99,986		3,57,578	6,57,564		2,69,554	28,71,160	1871		3 2 11	
	2,17,071		4,07,835	6,24,906		3,45,185	30,48,331	1872	644,405	4 3 1	27,06,884
	2,00,590		4,00,639	6,01,229		4,56,604	33,24,108	1873		4 7 2	
	1,92,235		3,83,087	6,55,322		3,47,980	29,81,322	1874		4 1 4	
	1,94,215		3,00,212	6,94,427	90,000	3,31,014	31,43,526	1875		4 3 7	
	2,04,077		3,06,377	6,12,454	90,000	3,30,263	31,77,726	1876		4 2 11	
	2,01,289		3,11,823	6,13,122	90,000	4,04,289	32,41,452	1877		4 2	
											32,06,668
	1,93,380		3,92,780	6,48,180	90,000	3,87,025	31,45,153	1878		4 2 2	
	2,42,015		5,54,788	6,56,816	90,000	6,09,299	39,41,174	1879		4 4 0	
	2,70,047		5,90,703	6,53,750	75,000	4,84,173	32,51,876	1880		4 6 4	
	2,81,805		6,24,819	6,06,624	50,000	7,57,978	38,78,654	1881	778,196	5 15 8	
being changed to the financial year the income was as follows											39,37,848
	2,28,216		6,70,677	6,59,593	91,125	6,75,575	46,19,240	1882-83		4 15 6	
	2,49,557		5,47,847	6,91,204	85,672	5,72,400	37,37,272	1883-84		5 15 8	
	2,89,616		5,96,123	6,95,739	90,000	6,84,162	42,18,868	1884-85		4 7 9	
	3,16,787		6,65,970	7,32,157	90,000	5,71,367	44,73,973	1885-86		4 14 10	
	3,18,630		7,74,651	7,99,243		6,20,214	49,01,514	1886-87		5 8 7	
	3,72,258		8,63,724	7,55,982		7,99,967	51,66,530	1887-88		5 10 4	49,70,136
	3,90,039		9,53,804	7,58,846		6,80,632	49,66,168	1888-89		5 8 5	
	4,76,919		11,23,006	7,56,925		7,08,103	53,42,169	1889-90		6 15 11	
	5,27,222		11,49,198	7,76,425	(a)	10,78,551	61,65,901	1890-91		6 9 3	
	5,55,877		11,81,829	7,97,308		9,88,335	62,33,183	1891-92	821,764	6 6 1	
	6,22,200		14,07,081	8,29,281		9,78,661	66,72,943	1892-93		6 14 11	64,74,819
	6,82,026		18,86,828	8,68,854	(b)	13,69,189	67,62,695	1893-94		6 9 0	
	6,81,557		18,89,265	8,69,822		9,21,981	65,89,372	1894-95		6 15 4	
	6,57,812		14,42,895	21,00,707	(c)	10,49,630	67,61,710	1895-96		6 15 2	
	6,88,486		13,98,410	20,86,896		9,74,588	62,08,978	1896-97		6 5 10	
	7,35,485		13,29,852	20,65,337	(d)	13,08,939	71,45,560	1897-98		7 1 8	72,21,596
	7,13,122		15,00,970	22,14,092		8,27,199	71,61,911	1898-99		7 11 4	
	7,25,264		17,72,967	24,98,231		9,84,167	88,29,817	1899-1900		9 8 9	
	7,14,440		17,85,635	24,50,075		10,28,037	84,02,843	1900-01		8 15 7	
	7,83,439		15,47,120	23,35,559		10,59,181	77,66,729	1901-02	776,006	8 10 3	
	7,95,984		15,14,978	23,08,930		10,74,898	81,75,688	1902-03		9 2 4	84,22,800
	8,10,610		15,71,566	23,82,176		11,40,944	84,82,825	1903-04		9 7 4	
	8,75,194		17,14,453	25,89,647		12,23,794	83,36,111	1904-05		10 7 3	

(a) Includes Rs. 2,32,544 for arrear recoveries for work done.
(b) Rs. 4,58,699 adjusted on account of premia on loans.

(c) Includes premia of Rs. 97,749 on loan raised.
(d) Includes rebate of Plague expenses amounting to Rs. 4,87,656.

TAMAMON PROFFS.

Year	Gross Valuation	House Rate	Police Rate	Wheel Tax and Tolls	Licenses for trades, Land Conveyances, Music, etc.	Town Duties	Cotton Duty	Liquor Licenses	Tobacco Licenses	
	Rs.	Rs.	Rs.	Rs.	Rs.	Rs.		Rs.	Rs.	
		Consolidated Rate								
1905-06	3,81,90,177	@8 1/2%	27,55,778	4,48,348	98,923	11,68,450		1,48,750	2,72,779	@ 1%
1906-07	4,14,48,901	Do.	29,58,245	4,42,749	1,05,221	13,34,074		1,48,750	2,65,828	Do.
1907-08	4,42,79,940	@8%	29,74,517	4,29,892	1,06,264	13,90,203		1,48,750	2,80,355	Do.
1908-09	4,68,75,766	Do.	31,47,349	4,79,857	1,19,278	12,96,320		1,48,750	2,78,890	Do.
1909-10	4,94,44,987	@9 1/4%	33,05,819	5,01,553	97,756	14,23,491		1,48,750	2,80,614	Do.
1910-11	5,20,51,478	@10 1/4%	43,61,690	4,72,198	99,314	16,86,660		1,48,750	2,69,907	@ 1%
1911-12	5,36,02,464	Do.	47,42,693	4,69,487	1,19,777	12,47,097	Levied for the first time from 1st January 1921.	1,48,750	2,78,896	Do.
1912-13	5,51,71,773	Do.	47,18,933	5,23,522	1,21,773	12,42,131		1,48,750	2,83,528	Do.
1913-14	5,79,47,463	@9 1/4%	46,41,032	5,61,800	1,29,771	17,30,637		1,48,750	2,91,283	Do.
1914-15	5,98,41,390	Do.	48,49,431	5,16,818	1,27,640	18,32,310		1,48,750	2,92,036	@ 1%
1915-16	6,34,16,191	Do.	52,31,257	3,16,773	1,27,587	20,19,097		1,48,750	3,04,644	Do.
1916-17	6,54,13,855	Do.	52,16,432	5,61,416	1,31,072	18,70,395		1,48,750	3,52,877	Do.
1917-18	6,80,28,001	Do.	54,75,264	5,86,976	1,58,940	20,46,305		1,48,750	3,71,291	Do.
1918-19	8,28,78,180	Do.	72,19,048	6,04,640	1,53,340	19,54,583		1,48,750	3,68,009	Do.
1919-20	8,58,18,734	Do.	74,65,411	6,11,812	1,66,515	21,03,440		1,48,750	4,16,261	Do.
1920-21	9,32,34,165	Do.	74,88,788	7,33,766	1,68,785	21,19,082	37,100	1,48,750	4,41,981	Do.
1921-22	10,37,70,215	Do.	84,79,101	7,85,667	1,69,188	21,39,875	14,52,152	1,48,750	3,78,381	Do.
1922-23	11,25,08,888	@11%	1,04,91,115	12,15,390	1,74,931	16,90,372	16,23,024	1,48,750	3,81,848	@ 1%
1923-24	12,64,47,414	Do.	1,11,11,283	10,72,941	5,29,080	16,81,076	15,39,712	1,48,750	3,85,106	Do.
1924-25	12,71,95,123	Do.	1,22,50,837	12,09,720	2,58,637	18,76,808	13,09,466	1,48,750	3,74,296	Do.
1925-26	13,15,65,275	Do.	1,23,22,089	12,46,630	3,73,115	14,54,259	14,92,427	1,48,750	3,72,158	Do.
1926-27	13,70,60,569	Do.	1,27,10,850	10,61,576	2,32,840	16,67,980	11,90,500	1,48,750	3,84,385	Do.
1927-28	13,96,74,939	Do.	1,26,61,950	11,63,936	3,28,853	14,88,817	11,84,083	1,48,750	3,99,966	Do.
1928-29	14,16,41,856	Do.	1,28,09,968	10,19,412	1,29,378	15,46,677	19,37,095	1,48,750	3,76,440	Do.
1929-30	14,79,63,078	Do.	1,27,10,958	12,71,765	1,33,550	13,71,364	15,40,191	1,48,750	3,92,339	Do.
1930-31	15,00,14,893	Do.	1,29,50,889	10,83,443	1,55,650	16,68,968	12,65,114	1,48,750	3,71,452	Do.
1931-32	14,88,68,460	Do.	1,29,37,249	10,58,141	1,58,169	11,59,129	7,37,367	1,48,750	4,19,347	Do.
1932-33	14,46,33,933	Do.	1,20,42,747	10,70,840	1,71,385	11,27,188	8,28,856	1,48,750	3,50,771	Do.
1933-34	14,92,51,802	Do.	1,22,45,281	10,57,398	1,66,759	14,02,738	8,86,189	1,48,750	2,54,247	Do.
1934-35	14,54,15,785	@ 12%	1,63,68,984	11,46,663	1,78,149	13,87,977	7,758	1,48,750	3,65,150	Do.
1935-36	14,72,00,410	Do.	1,28,88,990	11,13,957	1,82,301	14,77,756		1,48,750	3,28,225	Do.
1936-37	13,91,58,289	@ 11%	1,28,18,595	10,74,038	1,92,968	14,48,160		1,48,750	3,93,000	Do.
1937-38	13,62,69,866	Do.	1,25,78,931	14,29,080	1,88,564	13,69,001		1,48,750	4,14,250	Do.
1938-39	13,48,69,247	Do.	1,26,06,715	13,69,662	2,09,522	15,52,261		1,48,750	4,58,870	Do.

† Abolished with effect from 1-4-1934.
 ‡ As per S. C. R. No. 646, dated the 3rd October 1933.

V. V. SHALIGRAM,
 Chief Accountant

xibnsqA
No. 18.—concluded.

Contribution from Insurance Companies or Fire Tax.	Total Taxation Proper.	SERVICES RENDERED.			Total services rendered.	MISCELLANEOUS.		Year.	Population by Census.	Incidence of taxation per head of population.	Five years' average annual income.
		Halal khore Tax.	Water Tax.			Returns from Property and Miscellaneous.	Total Income.				
Rs.	Rs.	Rs.	Rs.	Rs.	Rs.	Rs.			Rs. a. ps.	Rs.	
1,20,057	50,06,080	9,32,655	18,57,780	27,90,435	12,96,024	90,92,539	1905-06		10 6 9		
1,28,631	53,76,598	9,91,362	19,38,429	29,29,791	13,42,112	98,48,501	1906-07		8 7 10		
1,39,329	54,64,330	10,46,874	19,48,830	29,95,704	14,39,290	99,89,324	1907-08	977,823	8 10 5	1,09,38,065	
1,47,522	56,12,966	11,19,322	20,04,189	31,23,511	15,49,671	1,02,66,048	1908-09		8 14 11		
1,63,267	64,16,245	11,92,349	20,11,788	32,04,134	15,93,485	1,12,13,854	1909-10		9 15 6		
2,15,084	72,38,583	12,36,951	19,95,327	32,28,278	17,29,286	1,21,96,569	1910-11		10 11 0		
2,33,627	72,29,327	12,92,697	20,79,120	33,71,817	20,54,645	1,26,55,789	1911-12	979,448	10 13 2		
2,33,029	77,68,564	13,50,883	21,70,948	35,21,781	14,53,244	1,27,41,586	1912-13		11 2 5	25,76,679	
2,44,283	77,42,246	13,85,128	22,65,434	36,70,562	14,63,693	1,28,76,501	1913-14		11 10 6		
1,92,048	70,52,009	14,17,648	22,16,012	36,33,660	17,22,708	1,24,18,368	1914-15		10 12 8		
2,06,494	85,51,602	14,69,587	23,23,021	37,91,608	14,87,880	1,36,31,070	1915-16		12 6 8		
2,05,911	84,51,793	15,25,637	24,71,834	39,97,471	15,69,475	1,40,48,739	1916-17		13 11 11		
2,16,130	89,98,666	16,13,123	26,97,720	43,10,843	15,25,888	1,48,29,386	1917-18		13 9 4	1,55,80,061	
2,64,962	1,07,46,339	18,34,068	29,77,602	48,11,670	18,16,181	1,73,74,184	1918-19		15 14 2		
2,92,625	1,11,99,814	19,39,162	30,93,308	50,32,470	20,84,648	1,83,16,927	1919-20		16 9 2		
2,95,541	1,17,66,705	21,33,991	33,31,036	54,65,028	29,09,465	2,01,49,197	1920-21		14 10 3		
3,34,372	1,39,72,196	23,74,867	36,18,899	59,93,766	32,31,047	2,31,47,009	1921-22	1,175,914	16 18 3		
4,75,604	1,81,95,979	26,47,249	48,48,252	74,95,501	30,62,387	2,67,53,468	1922-23		20 2 4	2,66,96,060	
5,16,138	1,67,29,007	28,65,950	53,67,314	82,33,264	29,59,238	2,79,31,509	1923-24		21 1 2		
5,69,137	1,79,92,651	32,16,328	57,80,371	89,96,699	32,25,771	3,02,15,121	1924-25		22 13 8		
5,63,930	1,79,67,468	32,29,397	65,06,480	97,35,877	28,28,016	3,05,31,359	1925-26		23 8 9		
5,88,166	1,79,19,995	32,45,007	73,73,602	1,06,18,609	35,97,089	3,21,35,697	1926-27		24 2 3		
5,84,350	1,78,54,095	32,96,001	68,54,362	1,01,50,363	37,03,830	3,17,08,288	1927-28		25 9 10	3,16,09,766	
5,72,938	1,77,35,653	32,10,243	64,16,986	96,28,839	41,66,891	3,15,33,368	1928-29		23 4 4		
5,76,562	1,81,40,479	33,37,083	69,68,049	1,03,05,132	46,94,487	3,31,40,098	1929-30		24 2 1		
5,87,877	1,81,97,148	32,28,684	64,42,981	96,71,665	41,77,859	3,20,46,672	1930-31	1,161,389	24 1 2		
5,88,148	1,72,01,291	32,61,662	63,97,023	96,58,685	60,54,200	3,19,14,176	1931-32		23 2 3		
5,48,757	1,62,83,784	30,78,239	63,86,907	94,65,146	42,53,441	3,00,02,361	1932-33		22 2 9	3,14,82,411	
5,56,824	1,67,16,181	30,88,965	62,98,417	93,87,882	53,12,408	3,14,15,971	1933-34		22 7 7		
5,58,891	1,71,50,342	31,48,555	63,27,569	94,76,144	53,06,620	3,19,33,108	1934-35		22 14 10		
5,37,641	1,66,72,020	30,68,828	67,05,265	97,74,093	59,90,340	3,28,76,463	1935-36		22 11 6		
5,68,933	1,64,99,414	32,10,543	70,15,634	1,02,26,177	53,92,638	3,20,56,229	1936-37		22 15 4		
5,72,809	1,66,95,885	33,39,105	75,14,123	1,08,53,228	55,27,305	3,30,16,418	1937-38		25 10 8		
6,18,808	1,76,59,688	36,26,492	77,83,976	1,14,10,468	56,97,119	3,47,67,276	1938-39		28 0 6		

(e) Exclusive of the amount of interest realized on sinking Funds which was hitherto treated as Income.

M. D. BHAT,

Municipal Commissioner.

Expenditure of the Bombay Municipality

Year.	General Superintendence.	Assessment and Collection.	Fire Brigade.	Public Works (Engineering) Department.	Public Health Department.	General Stores.	Pensions and Gratitudes and Provident Fund.	Police Charges.	Education.	Medical Relief.	Depot.
	Rs.	Rs.	Rs.	Rs.	Rs.	Rs.	Rs.	Rs.	Rs.	Rs.	Rs.
1865	94,884	1,28,472		31,52,722	8,15,914		845	1,41,931			20,554
1866	1,31,622	58,638	Not traceable.	18,32,917	14,40,299		14,430	3,96,169			12,73,360
1867	61,337	71,531		17,38,628	14,26,321		2,580	4,25,423			2,19,377
1868	70,990	87,602	22,708	12,29,594	10,45,862	9,012	3,783	4,17,083			3,81,368
1869	1,09,879	1,25,691	23,318	12,51,429	8,57,425	8,312	5,634	3,25,637			4,46,187
1870	1,32,202	1,12,498	30,898	13,78,987	6,29,784	8,048	10,354	2,24,905			4,75,704
1871	1,22,853	1,12,851	31,261	16,11,527	7,84,485	6,482	7,758	5,90,579			2,52,971
1872	1,15,930	1,38,354	34,485	12,33,987	7,61,854		7,221	3,27,209			8,06,270
1873	1,16,375	1,41,308	20,546	10,70,919	7,96,860		6,996	3,40,692	10,000		3,09,023
1874	1,11,630	1,29,023	25,318	10,53,829	7,38,139		8,030	2,44,325	10,000		7,15,561
1875	1,13,962	1,36,708	20,063	9,90,091	7,42,958		8,691	3,32,920	10,000	36,000	7,09,127
1876	1,09,189	1,42,287	37,754	9,70,195	7,07,681		11,157	3,57,734	10,000	36,000	6,27,792
1877	1,10,164	1,43,672	24,193	8,96,548	7,49,550		8,301	3,54,535	10,000	36,000	8,66,223
1878	1,15,597	1,44,487	27,517	8,13,087	7,90,481		8,008	3,81,581	15,000	36,000	8,91,908
1879	1,21,997	1,34,372	23,980	8,35,687	8,04,295		12,084	3,84,304	17,000	36,000	8,42,680
1880	1,28,492	1,37,728	24,800	8,86,191	7,52,410		7,749	3,59,166	17,500	36,000	7,47,309
1881	1,28,951	1,52,107	29,242	9,16,650	7,98,021		8,608	3,57,752	17,500	20,435	
For 15 months ending from 1st January 1882 to 31st March 1882, the calendar											
1882-83	1,82,715	1,87,858	73,665	14,01,108	10,14,795		12,803	4,54,094	28,125	34,948	12,28,682
1883-84	2,01,021	1,48,317	55,389	10,55,338	9,16,816		40,333	3,62,508	22,500	27,832	8,12,081
1884-85	1,65,258	1,64,917	64,977	11,51,551	9,19,967		23,299	3,61,748	22,500	34,512	7,37,608
1885-86	1,66,827	1,84,717	49,854	12,34,529	9,95,607		18,318	3,59,223	23,700	31,348	7,87,527
1886-87	1,78,080	2,17,134	70,904	13,03,859	10,10,118		19,133	2,61,914	32,604	48,386	8,93,553
1887-88	1,70,945	2,12,138	69,670	13,64,398	10,75,785		30,531	2,81,348	34,715	40,733	28,27,682
1888-89	1,69,228	1,98,820	1,12,328	14,91,041	11,56,410		19,470	2,59,140	50,982	36,857	14,90,115
1889-90	1,77,139	1,92,648	93,907	13,62,241	11,96,577		29,139	2,58,285	60,958	35,246	14,85,711
1890-91	1,82,198	2,23,654	1,29,291	15,92,084	13,02,064		32,117	2,58,285	69,646	38,601	15,52,139
1891-92	1,91,028	2,41,002	88,671	15,92,083	12,92,529		33,890	2,58,285	80,722	50,284	16,37,405
1892-93	1,90,920	2,52,123	1,47,694	17,72,512	13,01,543		29,845	3,63,625	87,565	49,576	21,97,233
1893-94	2,29,517	2,42,413	1,06,315	15,41,709	13,39,814		37,500	3,30,272	88,015	52,476	21,27,487
1894-95	2,11,621	2,47,771	1,14,144	16,67,335	13,70,168		46,568	3,74,022	87,290	61,456	20,28,571
1895-96	1,99,317	2,40,990	1,15,991	17,31,317	13,73,234		48,452	5,01,096	88,481	58,280	21,19,851
1896-97	1,99,641	2,48,159	1,07,654	15,55,649	14,09,867		58,601	5,51,589	88,889	53,101	20,56,122
1897-98	2,14,732	2,50,483	1,18,508	16,10,387	15,86,633		70,086	5,00,000	1,02,624	54,283	22,80,571
1898-99	2,10,380	2,57,182	1,09,076	14,19,649	16,09,474		66,034	5,01,013	1,14,276	55,204	24,41,138
1899-1900	1,87,643	2,72,650	1,17,098	16,01,898	20,30,444		66,034	5,00,000	1,11,980	54,997	23,40,269

Combined with Controller's Office.

xibnag TA
No. 19.

from the year 1865 to the year 1938-39.

Year	Public Gardens	Stores, Plant and Live Stock	Municipal Building Fund	Road Improvement Fund	Investments Fund	Plague Expenses	Miscellaneous	Total	Year	Five years' average annual expenditure
1865-66	55000	111	300							
1866-67	55000	111	300							
1867-68	55000	111	300							
1868-69	55000	111	300							
1869-70	55000	111	300							
1870-71	55000	111	300							
1871-72	55000	111	300							
1872-73	55000	111	300							
1873-74	55000	111	300							
1874-75	55000	111	300							
1875-76	55000	111	300							
1876-77	55000	111	300							
1877-78	55000	111	300							
1878-79	55000	111	300							
1879-80	55000	111	300							
1880-81	55000	111	300							
1881-82	55000	111	300							
1882-83	55000	111	300							
1883-84	55000	111	300							
1884-85	55000	111	300							
1885-86	55000	111	300							
1886-87	55000	111	300							
1887-88	55000	111	300							
1888-89	55000	111	300							
1889-90	55000	111	300							
1890-91	55000	111	300							
1891-92	55000	111	300							
1892-93	55000	111	300							
1893-94	55000	111	300							
1894-95	55000	111	300							
1895-96	55000	111	300							
1896-97	55000	111	300							
1897-98	55000	111	300							
1898-99	55000	111	300							
1899-1900	55000	111	300							
1900-01	55000	111	300							
1901-02	55000	111	300							
1902-03	55000	111	300							
1903-04	55000	111	300							
1904-05	55000	111	300							
1905-06	55000	111	300							
1906-07	55000	111	300							
1907-08	55000	111	300							
1908-09	55000	111	300							
1909-10	55000	111	300							
1910-11	55000	111	300							
1911-12	55000	111	300							
1912-13	55000	111	300							
1913-14	55000	111	300							
1914-15	55000	111	300							
1915-16	55000	111	300							
1916-17	55000	111	300							
1917-18	55000	111	300							
1918-19	55000	111	300							
1919-20	55000	111	300							
1920-21	55000	111	300							
1921-22	55000	111	300							
1922-23	55000	111	300							
1923-24	55000	111	300							
1924-25	55000	111	300							
1925-26	55000	111	300							
1926-27	55000	111	300							
1927-28	55000	111	300							
1928-29	55000	111	300							
1929-30	55000	111	300							
1930-31	55000	111	300							
1931-32	55000	111	300							
1932-33	55000	111	300							
1933-34	55000	111	300							
1934-35	55000	111	300							
1935-36	55000	111	300							
1936-37	55000	111	300							
1937-38	55000	111	300							
1938-39	55000	111	300							
Total	75,250				35,318	45,694	32,385	78,92,480	1899-1900	

- (a) Includes write-off of loss in stores of Rs. 1,45,900.
- (b) Includes Rs. 50,000 for visit of H. R. H. the Prince of Wales.
- (c) Includes special adjustment of Rs. 3,24,827 for arranging the different loan fund.
- (d) Includes loss of Rs. 1,84,774 on the sale of the Panvel Brick Factory.
- (e) Includes Rs. 62,048 for loss on sale of investments.
- (f) Includes Rs. 1,94,565 for land acquired.
- (g) Write-off on account of frontage lands at Agripada.

Year.	General Superintendence.	Assessment and Collection.	Fire Brigade.	Public Works (Engineering) Department.	Public Health Department.	General Stores.	Pensions and Gratuities and Provident Fund.	Police Charges.	Education.	Medical Relief.	Debt.
	Rs.	Rs.	Rs.	Rs.	Rs.	Rs.	Rs.	Rs.	Rs.	Rs.	Rs.
1900-01	2,28,044	3,28,719	1,18,639	17,01,178	21,68,479		76,929	8,02,455	1,11,930	58,977	25,08,911
1901-02	2,18,036	2,94,004	1,21,728	15,31,437	20,07,084		86,440	5,00,022	1,12,513	57,000	26,56,568
1902-03	2,16,787	2,92,939	1,10,182	15,90,956	20,05,839		68,852	5,97,504	1,10,474	58,290	27,11,361
1903-04	2,34,089	2,99,459	1,24,119	16,65,761	19,79,374		57,487	5,00,381	1,12,858	54,625	29,18,567
1904-05	2,39,315	3,18,017	1,34,282	18,81,039	18,48,402	15,904	74,334	5,01,076	1,59,763	57,000	28,33,563
1905-06	2,48,608	3,24,580	1,36,986	19,54,844	19,91,180	19,289	71,778	5,00,000	1,61,420	57,808	29,82,971
1906-07	3,06,806	3,29,381	1,28,015	19,39,665	21,46,791	27,369	75,303	5,01,662	1,65,916	66,218	31,77,715
1907-08	2,39,584	3,65,403	1,69,574	21,17,200	22,87,708	31,323	74,395	1,38,450	2,65,330	4,50,151	32,26,943
1908-09	2,71,046	3,73,684	1,71,929	23,92,891	24,34,002	29,456	65,623		2,76,685	4,64,535	32,98,247
1909-10	3,09,102	3,69,480	1,66,963	23,66,781	23,64,080	30,859	69,817		2,93,256	4,62,579	33,77,184
1910-11	2,99,088	3,65,546	1,68,087	24,16,832	21,93,537	31,063	64,204		4,17,124	4,64,416	36,07,569
1911-12	2,93,600	3,73,204	1,79,978	24,87,700	21,40,626	33,054	66,701		4,20,311	4,72,858	37,14,629
1912-13	3,14,525	4,40,806	3,27,304	25,52,034	23,15,541	34,089	66,913		4,18,511	4,46,160	38,48,397
1913-14	3,11,639	4,41,694	1,66,104	29,41,742	23,08,128	36,094	1,07,499		4,85,263	4,41,840	34,34,230
1914-15	3,18,576	4,16,398	1,65,577	30,02,430	23,15,264	36,771	1,11,204		5,03,324	4,39,260	37,62,262
1915-16	3,16,680	4,21,638	1,92,453	30,13,184	23,93,433	38,377	1,16,167		5,43,346	4,37,810	39,34,821
1916-17	3,39,014	4,39,938	1,92,598	31,61,770	25,33,855	40,338	1,48,580		5,91,873	4,39,980	44,11,104
1917-18	3,30,132	4,33,526	2,22,212	32,75,695	25,52,333	44,083	1,75,960		7,31,595	4,38,570	41,86,164
1918-19	3,76,728	5,29,127	2,67,944	33,46,954	31,27,671	46,820	1,64,955		9,27,207	5,89,336	44,30,260
1919-20	4,18,182	5,21,773	2,82,962	43,15,060	39,23,038	46,227	1,88,988		13,32,793	4,61,262	48,05,114
1920-21	4,18,680	5,37,191	3,20,709	49,52,268	39,59,741	60,316	2,13,660		16,87,813	4,86,216	46,28,783
1921-22	4,36,442	6,18,675	3,94,384	1,01,86,772	47,69,943	76,404	(0)	30,39,036	9,01,571	(0)	(0)
1922-23	4,81,081	6,66,432	4,02,392	1,27,64,437	48,94,512	80,079	(0)	22,72,762	9,53,038	(0)	(0)
1923-24	4,90,787	6,69,333	3,79,944	58,66,567	47,27,050	85,356	3,62,363		25,08,852	8,96,582	1,00,90,949
1924-25	5,04,317	7,04,633	3,40,483	59,80,881	46,60,460	78,167	4,04,919		25,82,656	9,03,834	1,08,14,589
1925-26	5,37,711	6,90,166	3,91,624	59,91,221	41,97,377	76,713	4,72,654		27,92,373	9,81,956	1,08,83,980
1926-27	5,34,587	7,09,667	3,37,018	32,80,276	41,56,283	70,665	4,38,346		31,13,302	14,44,718	1,08,41,061
1927-28	5,36,842	6,94,727	3,16,612	34,95,145	41,63,376	75,421	5,81,223		30,35,361	15,66,687	1,12,89,224
1928-29	5,46,173	6,91,208	3,36,330	35,13,018	41,38,398	63,365	6,53,287		29,47,784	16,27,649	1,21,36,185
1929-30	4,71,467	6,91,474	3,64,567	33,31,919	40,74,206	66,157	6,83,457		31,10,453	16,90,793	1,30,34,567
1930-31	4,65,814	6,19,303	3,97,530	31,48,678	39,78,622	68,384	7,26,679		29,97,740	18,23,641	1,29,85,715
1931-32	4,44,031	6,66,685	3,13,432	37,46,117	32,51,075	64,978	7,76,661		31,20,478	17,40,480	1,92,51,618
1932-33	6,65,083	6,66,462	3,02,493	35,66,550	31,26,698	62,292	8,16,612		32,45,592	17,13,017	1,33,53,226
1933-34	3,77,708	4,66,693	2,69,016	33,90,313	29,83,376	31,293	9,48,829		32,30,720	16,56,005	1,32,22,310
1934-35	3,12,069	4,63,999	2,94,402	30,68,619	29,08,883	62,330	9,35,621		32,02,997	16,48,684	1,25,93,943
1935-36	4,07,838	6,21,836	3,31,127	31,72,046	33,31,750	75,535	10,05,238		32,11,219	16,85,887	1,21,43,455
1936-37	4,73,335	6,65,976	3,66,413	33,08,448	33,66,824	76,752	10,53,470		33,86,264	17,96,734	1,19,45,222
1937-38	4,71,611	6,23,692	4,16,289	33,61,323	29,68,240	73,772	9,34,532		35,06,561	19,15,745	1,20,46,808
1938-39	5,25,131	6,68,091	3,40,593	35,84,010	28,85,995	74,450	11,70,589		36,44,231	19,51,873	1,21,88,098

† Inclusive of Rs. 4,68,641 on account of Markets and Slaughter Houses and Rs. 26,147 on account of Census.

V. V. SHALIGRAM,
Chief Accountant.

Contributions to the Bombay Improvement Trust.	Public Gardens.	Stores, Plant and Live Stock.	Municipal Building Fund.	Loan Works Establishment.	Investments.	Plague Expenditure.	Shim Service.	Miscellaneous.	Total.	Year.	Five years' average annual expenditure.
Rs.	Rs.	Rs.	Rs.	Rs.	Rs.	Rs.	Rs.	Rs.	Rs.		Rs.
4,74,605	39,876				53,400	—023		1,86,444	85,84,058	1900-01	
4,81,000	57,885				59,259			38,695	82,26,458	1901-02	
3,00,000	58,874				48,196			75,124	84,59,998	1902-03	84,57,384
3,50,000	67,422				53,368			84,006	84,81,890	1903-04	
2,50,000	68,092				36,399	1,81,920		87,512	85,91,618	1904-05	
2,50,500	84,751				39,377	2,26,539		8,62,369	88,74,242	1905-06	
3,00,000	84,735				39,698	2,43,044		18,945	98,20,790	1906-07	
2,66,081	75,158				44,645	1,98,619		1,20,930	1,01,89,201	1907-08	1,08,22,281
4,50,000	94,905				47,845	2,23,325		87,852	1,08,30,126	1908-09	
7,80,000	98,984				1,21,917	2,00,916		8,65,178	1,18,97,080	1909-10	
3,35,000	91,210				49,478	1,87,294		1,81,899	1,12,81,572	1910-11	
9,86,000	1,76,091				1,02,899	1,58,993		1,28,274	1,14,84,862	1911-12	
9,23,000	1,24,882				10,000	1,47,765		2,25,882	1,16,81,587	1912-13	1,17,90,028
9,23,093	91,683				10,000	1,24,092		2,16,193	1,20,48,926	1913-14	
9,76,988	92,295				10,000	1,27,623		1,59,989	1,24,58,191	1914-15	
10,17,420	89,738				10,000	1,22,912		1,24,081	1,28,09,870	1915-16	
11,01,289	90,490				1,32,186	1,29,985		2,37,780	1,42,14,292	1916-17	
10,98,118	81,555				1,31,395	1,32,166		9,89,492	1,42,61,591	1917-18	1,58,28,026
11,52,687	1,03,085				17,920	1,26,596		13,28,080	1,70,26,649	1918-19	
15,19,780	97,183				20,982	1,18,404		10,57,811	1,88,09,277	1919-20	
15,71,248	1,28,196				1,69,913	1,24,591		8,95,154	2,02,02,301	1920-21	
15,76,574	2,24,268				2,65,422	1,16,688		8,95,688	2,24,64,984	1921-22	
17,85,007	2,34,768				5,16,888	1,20,688		11,77,328	2,61,61,489	1922-23	1,86,67,168
19,07,255	1,59,187				70,044	1,12,280		7,19,308	2,89,50,689	1923-24	
30,20,974	1,62,449				1,04,580	1,03,849		7,98,144	3,00,87,096	1924-25	
22,28,470	1,63,167				1,04,580	91,974		8,63,364	2,90,87,686	1925-26	
22,39,225	1,86,412				1,15,240	74,216		6,70,844	3,01,63,686	1926-27	
23,11,031	1,67,887				1,29,890	84,088		6,87,848	3,14,45,875	1927-28	3,12,89,456
23,02,180	1,76,614			26,011	1,04,870	72,394		18,16,398	3,27,60,229	1928-29	
22,92,678	1,78,841			4,81,627	1,15,290	76,894		5,88,300	3,30,00,829	1929-30	
23,10,873	1,88,454			3,75,910	1,20,020	64,890		4,46,087	3,28,47,852	1930-31	
23,54,568	1,73,789			2,47,292	1,20,020	66,686		5,36,542	3,28,28,729	1931-32	
23,52,242	1,57,884			788,784	1,20,020	65,982		5,89,558	3,21,69,117	1932-33	3,22,68,198
32,84,740	1,57,141				1,20,020	67,799		4,48,796	3,25,51,599	1933-34	
33,39,690	1,45,749				1,20,020	69,996		5,32,016	3,16,19,059	1934-35	
33,42,690	1,84,179				1,20,020	69,090		2,16,609	3,12,97,859	1935-36	
32,22,391	1,25,584				1,20,020	84,456	4,14,800	1,92,837	3,19,29,489	1936-37	
34,40,225	1,93,602				1,20,020	71,697		3,36,482	3,27,45,784	1937-38	
34,29,454	1,56,149				1,20,020	73,548		3,04,181	3,24,84,850	1938-39	

(b) Includes contribution of Rs. 9,00,000 towards celebrating the visit of H. R. H. the Prince and Princess of Wales.
 (c) Includes charges for Grain Compensation and Local Allowance and the loss sustained in the sale of unserviceable stores written off.
 (d) Excludes Rs. 5,00,000 transferred from revenue for writing off a portion of the Plague expenditure advanced from Loan Funds.
 (e) Excludes Rs. 3,10,038 transferred from revenue for writing off a portion of the Plague expenditure advanced from Loan Funds as well as the amount of investments of interest realized on Sinking and Special Funds.
 (f) Excludes Rs. 1,00,000 transferred from revenue for writing off the balance of the Plague expenditure advanced from Loan Funds as well as the amount of investment of interest realized on Sinking and Special Funds.
 (g) Excludes Rs. 35,485 being the write-off of the proportionate part (paid out of Loan Funds) of the Halakhores' Chawis at Vincent Road sold to the City Improvement Trust as well as the amount of investment interest realized on Sinking and Special Funds.
 (h) Includes Rs. 25,000 being the contribution towards the cost of cadastral survey of the town and island of Bombay.

(i) This includes Rs. 1,20,912 on account of discount on the conversion of 3 per cent. or 3 1/2 per cent. Government Paper into 4 per cent. conversion loan of 1916-17.
 (j) This includes Rs. 2,98,135 being the amount of investment on account of sale proceeds of Municipal lands into Municipal Land and Building Fund.
 (k) This includes Rs. 41,399, Rs. 7,320 and Rs. 10,989 being the amount of investment on account of sale proceeds of Municipal Lands into Municipal Land and Building Fund.
 (l) This includes Rs. 1,59,818 do. do. do.
 (m) As the Expenditure on Pensions and gratuities, etc., and Municipal Debt is allocated according to different service heads, no expenditure appears under these heads.
 (n) This includes Rs. 2,53,427 on account of sale proceeds of Municipal land to be transferred to Land and Building Fund.
 (o) Includes Rs. 7,00,000 being the contribution for Bal Jeebai Wadia Hospital for children.
 (p) Includes Rs. 10,94,918 on account of increased contribution payable towards Improvement Schemes due to the amalgamation of the City Improvement Trust with the Municipality with effect from 1-10-1933 under Bombay Act XIII of 1933.

M. D. BHAT,
 Municipal Commissioner.

Appendix No. 20.

Contrasted Statement of Income and Expenditure of the Bombay Municipality from 1865 to 1938-39.

Year.	Income.	Expenditure.	DIFFERENCE.	
			Surplus.	Deficit.
	Rs.	Rs.	Rs.	Rs.
1865..	23,63,787	49,59,333	25,95,546
1866..	29,14,672	36,01,922	6,87,250
1867..	30,40,524	42,16,346	11,75,822
1868..	38,52,674	34,77,058	3,75,616
1869..	33,93,226	31,31,358	2,61,868
1870..	33,07,749	33,92,185	84,436
1871..	28,71,160	38,04,661	9,33,501
1872..	30,48,331	31,15,888	67,557
1873..	33,24,108	30,44,577	2,79,531
1874..	29,81,322	29,90,663	9,341
1875..	31,43,526	32,65,027	1,21,501
1876..	31,77,723	31,60,438	17,285
1877..	32,41,452	30,36,535	2,04,917
1878..	31,45,153	32,70,224	1,25,071
1879..	33,41,174	31,11,122	2,30,052
1880..	32,51,870	30,57,992	1,93,878
1881..	38,73,694	37,98,879	74,822
1-1-1882 to 31-3-1883	46,12,240	47,53,632	1,41,392
1883-1884	37,37,272	37,15,812	21,460
1884-1885	42,13,868	38,81,020	3,32,848
1885-1886	44,73,973	40,66,940	4,07,033
1886-1887	49,01,814	41,76,362	7,25,452
1887-1888	51,66,530	58,12,690	6,46,160
1888-1889	49,66,193	52,01,258	2,35,065
1889-1890	53,42,169	50,42,405	2,99,764
1890-1891	61,65,901	56,84,861	4,81,040
1891-1892	62,33,189	57,82,073	4,51,110
1892-1893	66,72,943	65,45,512	1,27,431
1893-1894	67,62,695	69,63,928	2,01,233
1894-1895	65,89,372	63,73,486	1,65,886
1895-1896	67,61,710	67,02,516	59,194
1896-1897	62,08,978	70,04,743	7,95,765
1897-1898	71,45,560	74,96,969	3,51,409
1898-1899	71,61,911	73,39,026	1,77,115
1899-1900	88,29,817	73,92,480	14,37,337
1900-1901	84,02,848	85,84,058	1,81,210
1901-1902	77,66,729	82,26,458	4,59,729
1902-1903	81,75,688	84,53,398	2,77,710
1903-1904	84,82,625	84,31,390	51,235
1904-1905	93,86,111	85,91,618	7,14,493
1905-1906	90,92,539	93,74,242	2,81,703
1906-1907	96,48,501	95,20,790	1,27,711
1907-1908	98,89,324	1,01,89,201	2,99,877
1908-1909	1,02,86,048	1,06,30,126	3,44,078
1909-1910	1,12,13,864	1,13,97,050	1,83,186
1910-1911	1,21,96,149	1,12,81,872	9,14,277
1911-1912	1,26,55,789	1,14,84,562	11,71,227
1912-1913	1,27,41,589	(a) 1,16,81,587	10,60,002
1913-1914	1,28,76,501	(b) 1,20,48,926	8,27,575
1914-1915	1,24,13,366	(c) 1,24,53,191	39,825
1915-1916	1,38,31,070	1,28,03,870	10,27,200
1916-1917	1,40,48,739	1,42,14,292	1,65,553
1917-1918	1,48,29,386	1,42,61,391	5,67,995
1918-1919	1,73,74,184	1,70,26,648	3,47,536
1919-1920	1,83,16,927	1,89,09,277	7,650

* This is exclusive of Rs. 5,00,000 utilized towards writing off a portion of the Plague expenditure.

(a) Do. Rs. 3,10,052-7-4 do. do. do. do.
 (b) Do. Rs. 1,00,000 do. the balance do.

(c) This is exclusive of Rs. 35,455 being the writeoff of the proportionate cost (paid out of Loan Funds) of the Halalkhore chawls at Vincent Road sold to the City Improvement Trust.

Appendix No. 20 concluded

Year.	INCOME.		EXPENDITURE.		DIFFERENCE.	
	Rs.	Rs.	Rs.	Rs.	Surplus.	Deficit.
1920-1921	2,01,43,197	2,02,02,301	2,01,43,197	2,02,02,301	59,104	
1921-1922	2,31,47,009	2,24,64,954	2,31,47,009	2,24,64,954	6,82,055	
1922-1923	2,67,53,463	2,61,61,439	2,67,53,463	2,61,61,439	5,92,024	
1923-1924	2,79,21,509	2,89,50,053	2,79,21,509	2,89,50,053	10,28,544	
1924-1925	3,02,15,121	3,00,57,096	3,02,15,121	3,00,57,096	1,58,025	
1925-1926	3,05,31,359	2,90,87,636	3,05,31,359	2,90,87,636	14,43,723	
1926-1927	3,21,35,697	3,01,62,656	3,21,35,697	3,01,62,656	19,73,041	
1927-1928	3,17,08,288	3,14,45,875	3,17,08,288	3,14,45,875	2,62,413	
1928-1929	3,15,33,383	3,27,50,278	3,15,33,383	3,27,50,278	12,16,895	
1929-1930	3,31,40,698	3,30,00,829	3,31,40,698	3,30,00,829	1,39,269	
1930-1931	3,20,46,672	3,26,47,552	3,20,46,672	3,26,47,552	6,00,880	
1931-1932	3,19,14,176	3,23,28,729	3,19,14,176	3,23,28,729	4,14,553	
1932-1933	3,00,02,381	3,21,69,117	3,00,02,381	3,21,69,117	21,66,736	
1933-1934	3,14,15,971	3,25,51,599	3,14,15,971	3,25,51,599	11,35,628	
1934-1935	3,19,33,106	3,16,19,059	3,19,33,106	3,16,19,059	3,14,047	
1935-1936	3,23,76,453	3,12,97,539	3,23,76,453	3,12,97,539	10,78,914	
1936-1937	3,20,58,229	3,19,29,489	3,20,58,229	3,19,29,489	1,28,740	
1937-1938	3,30,16,418	3,27,48,184	3,30,16,418	3,27,48,184	2,68,234	
1938-1939	3,47,67,275	3,34,84,350	3,47,67,275	3,34,84,350	12,82,925	

V. V. SHALIGRAM

M. D. BHAT,

Chief Accountant

Municipal Commissioner.

M. D. BHAT

V. V. SHALIGRAM

Appendix No. 21

IMPROVEMENT SCHEMES.

General Financial Statistics.

Particulars.	1934-35.	1935-36.	1936-37.	1937-38.	1938-39.
<i>General Account.</i>					
<i>Receipts.</i>					
1. Land Revenue	89,93,646	50,29,342	1,51,16,107	50,52,210	752,98,436
2. Municipal contribution	33,39,680	33,42,690	32,22,591	34,40,225	34,29,454
3. Tobacco Duty	19,93,450	9,84,675	11,79,000	12,42,750	10,42,030
4. Miscellaneous	3,27,062	2,87,310	5,13,994	5,21,620	4,62,242
<i>Expenditure.</i>					
5. Maintenance of Properties and Streets	13,80,762	13,30,012	13,93,869	13,80,505	18,16,329
6. Debt Charges	98,55,686	1,02,34,035	85,21,012	83,07,520	80,87,520
7. Surplus (+) or Deficits (→)	-13,85,610	-19,20,030	+1,16,611	+5,68,780	+2,27,413
<i>Loans.</i>					
8. Debt outstanding	17,21,50,896	17,32,27,092	17,07,53,708	16,71,06,587	16,46,74,234
9. Redemption and Sinking Funds in hand or invested	2,07,26,735	2,20,81,116	2,10,01,545	2,24,96,900	2,40,35,999
10. Net Loan Debt	15,14,24,161	15,11,45,976	14,97,52,163	14,46,09,687	14,06,38,235

V. V. SHALIGRAM,
Chief Accountant.

M. D. BHAT,
Municipal Commissioner.

Appendix
IMPROVEMENT

Appendix No. 22.

GENERAL

IMPROVEMENT SCHEMES.

XI

General Account for the year ending 31st March 1939.

Particulars.		Amount.	Particulars.		Amount.
To Revenue Expenditure as per Appendix No. 24		Rs. a. p. 99,03,849 2 0	By Revenue Receipts as per Appendix No. 23		Rs. a. p. 1,01,31,261 13 7
Balance being surplus for the year (transferred to Capital A/c Balance Sheet Appendix No. 25)		Rs. a. p. 2,27,412 11 7			
		Rs. a. p. 1,01,31,261 13 7			Rs. a. p. 1,01,31,261 13 7
V. V. SHALIGRAM, Chief Accountant.			M. D. BHAT, Municipal Commissioner.		

Appendix
IMPROVEMENT
GENERAL

Statement showing the Net Receipts during the Financial year 1938-39 from all sources as

Actuals for 1937-38.	PARTICULARS.	Actuals for 1938-39.	Budget Estimate for 1938-39.	Revised Estimate for 1938-39.
1	2	3	4	5
Rs. a. p.		Rs. a. p.	Rs. a. p.	Rs. a. p.
	I.—RENTS AND OTHER PROCEEDS OF PROPERTIES.			
3,53,256 14 1	1. Lands comprised in Schedule W	3,53,974 13 2	3,61,081 0 0	3,59,160 0 0
1,14,856 11 7	2. " " " " X	1,17,966 15 10	1,28,826 0 0	1,29,240 0 0
1,09,200 0 7	3. " " " " Y	99,990 15 5	1,07,939 0 0	1,09,009 0 0
204 4 4	4. " " " " Z	204 4 4	204 0 0	204 0 0
44,75,191 14 8	5. Other Lands and Buildings	46,26,398 10 3	46,36,711 0 0	46,49,574 0 0
50,52,209 13 3		51,98,535 11 0	52,34,761 0 0	52,46,187 0 0
34,40,224 13 0	II.—Contribution from the Municipal Corporation under Section 125 (2) (d) of the Municipal Act*	34,29,453 13 0	34,21,000 0 0	34,29,000 0 0
12,42,750 0 0	III.—Receipts on account of Tobacco Duty	10,41,030 0 0	11,74,000 0 0	8,19,000 0 0
4,60,698 8 0	IV.—Interest and Profit on Investments	4,23,458 11 3	3,30,000 0 0	4,00,000 0 0
60,921 9 4	V.—Miscellaneous Receipts	38,783 10 4	48,000 0 0	48,000 0 0
1,02,56,804 11 7	Total Income	1,01,31,261 13 7	1,02,07,761 0 0	99,42,187 0 0

V. V. SHALIGRAM,
Chief Accountant.

No. 23

SCHMES FOR

ACCOUNT

COM

contrasted with the Actuals for 1937-38, the Original Budget Estimate and the Revised Estimate.

Compared with the Actuals for 1937-38.			Compared with the Original Estimate.				Compared with the Revised Estimate.	
Increase		Decrease	More.	Less.	More.	Less.		
6		7	8	9	10		11	
Rs. a. p.		Rs. a. p.	Rs. a. p.	Rs. a. p.	Rs. a. p.	Rs. a. p.	Rs. a. p.	Rs. a. p.
717 15 1		7,106 3 10	5,185 2 10	
3,610 4 3		10,859 0 2	11,273 0 2	
0 0 100 00		0 209 11 0	7,948 0 7	8,018 0 7	
0 0 217 52		7 1 175 02	0 4 4	
0 0 023 01		0 0 250 71	
0 0 08		0 0 08	
1,51,206 11 7		10,812 5 9	23,175 5 9	
1,55,534 14 11		0 209 11 0	0 4 4	36,225 9 4	0 4 4	47,651 9 4	
0 0 000 78 3		0 11 047 72 8	
0 0 010 20 22		10,771 00 0	8,453 13 0	453 13 0	
.....		2,01,720 0 0	1,32,970 0 0	2,22,030 0 0	
.....		37,239 12 9	93,458 11 3	23,458 11 3	
0 0 030 11		22,137 15 0	9,216 5 8	9,216 5 8	
0 0 011 02		0 11 250 02	
0 0 023 53		0 11 210 00	
1,55,534 14 11		2,81,077 12 11	1,01,912 12 7	1,78,411 15 0	2,45,942 12 7	56,667 15 0	
0 0 000 00		0 0 000 00	

M. D. BHAT,
Municipal Commissioner.

Appendix
IMPROVEMENTS
GENERAL
EXPENSES

Statement showing the Actuals as compared with

Actuals for 1937-38.		PARTICULARS.	Actuals for 1938-39.		Final grants sanctioned for Expenditure during 1938-39.	
Rs.	a. p.		Rs.	a. p.	Rs.	a. p.
A.—MAINTENANCE OF PROPERTIES AND STREETS.						
(a) Maintenance of Properties.						
68,191	15 0	I.—Lands Comprised in Schedule W	68,504	13 6	69,931	0 0
17,248	15 0	II.—Lands Comprised in Schedule X	20,331	4 7	22,745	0 0
15,041	0 0	III.—Lands Comprised in Schedule Y	15,555	0 0	16,889	0 0
28	0 0	IV.—Lands Comprised in Schedule Z	29	0 0	29	0 0
V.—Other Lands and Buildings—						
6,57,371	13 7	(1) Schemes	7,94,146	1 3	8,86,288	0 0
4,85,815	3 6	(2) Chawls Permanent	6,08,743	9 3	7,60,046	6 0
1,19,720	3 6	(3) S. P. Sheds	80,269	13 6	1,02,896	0 0
44,083	10 0	(b) Maintenance of Streets	2,27,749	11 0	3,67,006	0 0
3,024	2 0	(c) Minor Works in all Schemes				
18,80,504	14 7	Total A—Maintenance of Properties and Streets.	18,16,328	14 7	23,25,319	0 0
B.—COST OF MANAGEMENT AND ESTABLISHMENT.						
(a) Corporation and Standing Committee.						
11,339	1 3	(b) Dy. Municipal Commissioner's Office Establishment	29,526	14 0	29,643	0 0
28,145	11 6	(c) Audit and Accounts Establishment	30,942	11 0	43,920	0 0
41,919	5 0	(d) Estates & Land Management Department	3,81,466	15 9	4,28,200	0 0
3,39,355	3 9	(e) City Engineer's Department	1,43,564	12 3	1,63,405	0 0
7,15,149	11 0	(f) General Stores	3,600	0 0	3,600	0 0
3,742	6 0	(g) Incidental Expenses	1,01,153	15 3	1,04,826	0 0
85,576	14 1					
6,25,228	9 7	Total B and C	7,00,254	2 0	7,84,614	0 0
C.—Proportionate charge on account of Municipal Supervision						
91,413	3 0		91,868	5 0	1,37,837	0 0
7,16,641	12 7	Total B and C	7,92,122	7 0	9,22,451	0 0
Deduct—						
1,31,660	0 0	Charged to Capital Account	1,08,900	0 0		
5,84,981	12 7	Do. General Account	6,83,222	7 0		
7,16,641	12 7		7,92,122	7 0	9,22,451	0 0
D.—DEBT CHARGES.						
I.—Interest on Loans						
70,50,158	13 10		70,53,393	2 5	71,98,346	0 0
II.—Appropriation for reduction or avoidance of Debt						
12,57,361	6 0		10,34,127	1 0	10,34,128	0 0
83,07,520	3 10	Total D.—Debt Charges	80,87,520	3 5	82,32,474	0 0
96,88,025	2 5	Grand Total	99,03,849	2 0	1,05,57,793	0 0

V. V. SHALIGRAM,

No. 24

SHEMES.

ACCOUNT

DITURE.

the Final Sanctioned Grants for 1938-39.

Final grants compared with the Actuals.			REMARKS.
Balance Unexpended.	Amount required to be renewed in 1939-40.	Savings.	
5	6	7	
Rs. a. p.	Rs. a. p.	Rs. a. p.	
6,426 3 0	521 0 0	5,905 3 0	
2,413 11 5	50 0 0	2,363 11 5	
1,334 0 0		1,334 0 0	
1,92,136 14 9	1,04,014 0 0	88,122 14 9	
1,51,298 12 9	1,05,002 0 0	46,296 12 9	
16,126 2 6	500 0 0	15,626 2 6	
1,39,256 5 0	99,033 0 0	40,223 5 0	
5,08,990 1 5	3,00,196 9 0	1,99,870 1 5	
	*62,031 0 0	-62,031 0 0	
1,020 8 3	800 0 0	220 8 3	
110 2 0	20 0 0	90 2 0	
12,977 5 0	25 0 0	12,952 5 0	
46,733 0 3	21,933 0 0	24,800 0 3	
19,840 13 9	375 0 0	19,465 13 9	
3,872 0 9	348 0 0	3,524 0 9	
84,359 14 0	23,501 0 0	60,858 14 0	
45,968 11 0	38,530 0 0	7,438 11 0	
1,30,328 9 0	62,031 0 0	68,297 9 0	
1,30,328 9 0	62,031 0 0	68,297 9 0	
1,44,952 13 7	1,18,527 0 0	26,425 13 7	
0 15 0		0 15 0	
1,44,953 12 7	1,18,527 0 0	26,426 12 7	
6,53,943 14 0	4,89,878 0 0	1,64,265 14 0	

* Rs. 62,031 represent expenditure on account of Cost of Management and Establishment including Municipal Supervision to be allocated at the end of the year.

M. D. BHAT,
Municipal Commissioner.

No. 25.

SCHEMES.

as at 31st March 1939.

		ASSETS.			Rs.	a.	p.
Block Account							
Property and Assets at original cost as per Appendix No. 26					18,61,07,767	11	6
Book value of lands comprised in Schedules "W" and "X" as per Appendix No. 27 (Section 91 A of the Municipal Act)					47,60,970	0	0
SINKING FUNDS							
As per Appendix No. 28							
		In Securities:			In Cash.		
		Face Value.	Actual Cost.		Cash Deposits.		
					Rs., a. p.		
		†Rs. 2,20,06,500			2,40,35,778 0 0		
		‡ 90,800			220 11 3		
					§ 2,40,35,998 11 3		
CAPITAL FUNDS							
4 1/2 per cent. Bombay Improvement Trust Debenture		16,71,900	16,71,900	0 0			
4 per cent. Bombay Improvement Trust Debentures		3,28,700	3,04,869	4 0			
6 per cent. Bombay Improvement Trust Debentures		30,63,400	30,63,400	0 0			
Cash with the Imperial Bank of India					483 2 8		
		50,64,000	50,40,169	4 0	483 2 8		
					§ 50,40,652 6 8		
					Total Rs. 21,99,45,398 18 5		

† For Face, Book and Market Values of Securities held in the Sinking Funds on 31st March 1939, please see Appendix No. 30.

§ Against this, there is a liability to the extent of Rs. 5,07,178 on account of (1) outstanding charges amounting to Rs. 4,89,678 for 1938-39 and previous years payable in the year 1939-40 and (2) the unclaimed amount of Rs. 17,500 in respect of the debentures of Rs. 20 lakhs loan due for repayment on 1st November 1936 and Rs. 30 lakhs loan due for repayment on 1st November 1937.

M. D. BHAT,
Municipal Commissioner.

Appendix No. 26.

• IMPROVEMENT SCHEMES.

Block Account showing details of Capital Expenditure upto 31st March 1939.

Particulars.	Capital Expenditure upto 31st March 1938.	Expended during 1938-39.	Total Capital Expenditure upto 31st March 1939.
	Rs. a. p.		
CAPITAL ACCOUNT.			
IMPROVEMENT AND STREET SCHEMES—			
Schedule W Lands	12,78,129 4 5		12,78,129 4 5
" X " 	16,21,966 2 6	4,161 15 0	16,26,128 1 6
" Z " 	8 0 0		8 0 0
Scheme No.			
1 First Nagpada	29,16,098 10 6		29,16,098 10 6
2 Princess Street	85,08,864 9 4		85,08,864 9 4
3 Sandhurst Road	1,13,79,095 5 5	9 6 6	1,13,79,104 11 11
4 Gamdevi	22,88,001 11 9		22,88,001 11 9
5 Dadar-Matunga	98,45,292 2 2	78,567 5 0	99,23,859 7 2
6 Sion-Matunga	96,62,940 1 1	62,402 2 0	97,25,342 3 1
7 Colaba Reclamation	4,78,538 1 10		4,78,538 1 10
8 Mandvi Koliwada	26,52,501 4 2		26,52,501 4 2
13 Souter Street Extension—East-wards	68,101 8 5		68,101 8 5
27 Mathew Road	14,07,399 2 4	3,877 5 0	14,11,076 7 4
29 Nowroji Hill	85,14,759 14 2	6,459 0 0	85,21,218 14 2
30 Souter Street Extension—West-wards	1,30,511 15 4		1,30,511 15 4
31 Parel	90,17,821 11 5	45,663 3 0	90,63,484 14 5
32 East Agripada	50,57,935 2 5		50,57,935 2 5
33 Bhatwadi	3,28,432 8 4		3,28,432 8 4
36 Lamington Road	2,91,191 6 8		2,91,191 6 8
37 Sydenham Road	1,40,14,250 4 6	7,418 10 0	1,40,21,668 14 6
41 Undria Street	5,66,314 9 1	1,919 10 0	5,68,233 9 1
43 Parel Road Central	38,97,457 2 5	Cr. 161 0 0	38,97,296 2 5
47 Parel Road Northern	52,75,907 9 8	9,959 11 0	52,79,867 4 8
49 Nepean Sea Road—Reclamation	3,053 7 8		3,053 7 8
50 Mazgaon Street	32,47,585 1 9	115 12 0	32,47,700 13 9
52 Worli Street	2,28,15,599 11 4	1,11,407 12 0	2,29,27,007 7 4
53 Foras Road	36,81,981 9 11	28 0 0	36,82,009 9 11
54 Kolbhatwadi	21,79,253 13 10		21,79,253 13 10
56 Dharavi Street	72,89,972 9 3	1,17,217 1 0	74,07,189 10 3
57 Sewri Wadala	1,85,18,308 15 3	2,35,265 13 0	1,87,53,574 12 3
58 Worli Extension	36,54,521 9 2	978 5 0	36,55,499 14 2
59 Sewri Koliwada	5,50,562 8 3		5,50,562 8 3
60 Naigaum Street	72,50,066 9 11	1,80,529 0 0	74,30,595 9 11
61 Fergusson Road	15,67,479 8 5	550 10 0	15,68,030 2 5
62 Love Lane	16,18,730 12 6		16,18,730 12 6
66 Mahaluzmi	4,86,553 5 3	152 0 0	4,86,705 5 3
69 Widening of Hyculla Bridge	7,20,289 12 8		7,20,289 12 8
71 Chaupati Street	24,085 4 0		24,085 4 0
Chaupati Reclamation	1,889 6 6		1,889 6 6
East Chaupati Estate	563 14 0		563 14 0
72 Tripartite Road	494 10 0	292 0 0	776 10 0
73 Palton Road		518 7 0	518 7 0
74 Sion Overbridge		493 4 0	493 4 0
Lump Provision for Acquisition	2,116 2 0	3,217 8 0	5,333 10 0
	17,28,14,626 14 7	8,64,832 2 6	17,36,79,459 1 1
POLICE ACCOMMODATION SCHEMES—			
Scheme No.			
14 First Nagpada	84,449 12 0		84,449 12 0
16 Warehouse Road	3,22,666 15 1		3,22,666 15 1
17 Duncan Road	58,980 10 6		58,980 10 6
18 Shepherd Road	36,223 9 8		36,223 9 8
19 Agripada	1,79,119 10 8		1,79,119 10 8
23 Connaught Road	79,495 9 11		79,495 9 11
24 Princess Street	2,65,953 6 10		2,65,953 6 10
25 Gamdevi	1,29,406 10 1		1,29,406 10 1
34 Lamington Road	4,61,023 13 10		4,61,023 13 10
35 Sandhurst Road West	1,46,104 1 3		1,46,104 1 3
Carried forward	17,63,424 3 10		17,63,424 3 10
Carried forward	17,28,14,626 14 7	8,64,832 2 6	17,36,79,459 1 1

Appendix No. 26—continued.

IMPROVEMENT SCHEMES.

Block Account showing details of Capital Expenditure upto 31st March 1939.

Particulars.	Total Capital Expenditure upto 31st March 1938.		Expended during 1938-39.		Total Capital Expenditure upto 31st March 1939.	
	Rs.	s. p.	Rs.	s. p.	Rs.	s. p.
Brought over	17,28,14,626	14 7	8,64,832	2 6	17,36,79,458	1 1
POLICE ACCOMMODATION SCHEMES—contd.						
Brought over	17,63,424	3 10			17,63,424	3 10
Scheme No.						
39 Sandhurst Road East	7,58,892	9 1		7,58,892	9 1
40 Byculla	8,28,410	10 11		8,28,410	10 11
44 Maharbaudi	2,71,433	9 4		2,71,433	9 4
45 Paltan Road	5,71,491	12 7		5,71,491	12 7
46 Naigaum	5,69,142	6 3		5,69,142	6 3
48 Mahim	4,53,031	9 6		4,53,031	9 6
55 Chinchbunder Road	4,32,656	1 11		4,32,656	1 11
55A Mazagaon	4,53,560	0 9		4,53,560	0 9
63 King's Circle (Matunga)	4,82,184	14 7		4,82,184	14 7
67 Naigaum (for Armed Police and Recruits)	24,42,031	5 0		24,42,031	5 0
70 Arthur Road	1,58,357	8 0		1,58,357	8 0
	91,84,616	5 9		91,84,616	5 9
MILL COMPANY'S CHAWL SCHEMES						
Scheme No.						
42 Spring Mills	5,18,990	0 6		5,18,990	0 6
51 Century Mills	1,29,979	10 10		1,29,979	10 10
65 David Mills	2,96,852	7 4		2,96,852	7 4
	9,45,822	2 8		9,45,822	2 8
MISCELLANEOUS						
Survey of the Island of Bombay	1,06,046	9 11		1,06,046	9 11
Administrative Offices, etc.—						
Building on Esplanade Road near Queen's Statue	3,21,562	11 1		3,21,562	11 1
Engineer's Office at Matunga	1,38,467	11 9		1,38,467	11 9
Central Stores at the back of Frere Fletcher School	15,656	5 8		15,656	5 8
Store yard at Agripada, etc.	1,08,196	3 2	Cr. 17,812	6 6	90,376	12 8
Workshop for Motor Lorries at Agripada	90,367	12 11		90,367	12 11
Tools and Plant	925	10 3		925	10 3
Refund of preliminary expenses to Government	38,018	11 7		38,018	11 7
Preliminary expenses in connection with the Improvement of slum areas	9,224	7 0	21,637	2 0	30,861	9 0
	8,32,283	14 10	3,817	11 6	8,32,283	14 10
Discount on Loans	14,53,358	15 2		14,53,358	15 2
Expenses in connection with the Loan of Rs. 10 Lakhs	12,227	4 0		12,227	4 0
	14,65,586	8 2		14,65,586	8 2
Grand Total	18,52,39,117	13 6	8,68,649	14 0	18,61,07,767	11 6

* This figure includes Rs. 1,08,900 being the share of cost of Management and Establishment chargeable to Capital Account.

V. V. SHALIGRAM,
Chief Accountant.

M. D. BHAT,
Municipal Commissioner.

Appendix No. 27:999A

IMPROVEMENT SCHEMES.

Statement showing Capital value of Scheduled Lands as specified in the Schedules W, X, Y and Z annexed to Act XIII of 1933.

Properties.	Area.	Book value.	Total amount.
	Sq. yds.	Rs.	Rs.
SCHEDULE "W."			
The Flats	12,52,834	1,14,191	
.. Kennedy Sea Face	4,447		
(Cooperage Plot resumed by Government.)			
The Marine Lines Estate	32,825	3,28,250	
(Marine Lines Maidan resumed by Government.)			
The Wellington Lines Plot	44,038	4,40,380	
.. Wodehouse Road Plot	41,580	4,15,800	
.. Hornby Road Plot	41,616	8,32,320	
.. Triangular Plot South of Crawford Market	7,707	1,54,140	
.. Plot North of Municipal Offices	6,811	2,04,330	
.. Chaupati West Estate	1,11,276	6,37,320	
.. Chaupati East Estate	4,789	47,890	
.. Parel Estate	34,880	1,04,640	
			32,79,261
SCHEDULE "X."			
The Connaught Road Estate	13,858	77,237	
.. West Agripada Estate	2,27,971	6,64,534	
.. Central Agripada Estate	2,911	10,528	
.. East Agripada Estate	65,895	6,38,426	
.. Lands at Matunga	86,187	90,984	
			14,81,709
SCHEDULE "Y."			
The Nepean Sea Road Plot	2,014		
.. Colaba Reclamation	46,580		
SCHEDULE "Z."			
The Hornby Road Plot	3,250		
			47,60,970

V. V. SHALIGRAM,
Chief Accountant.

M. D. BHAT,
Municipal Commissioner.

Appendix No. 28.
IMPROVEMENT SCHEMES.
SINKING FUND.

Statement showing the actual Investments on account of the Sinking Fund of different Improvement Trust Loans upto 31st March 1939, compared with the amounts which should have accumulated upto that date on the basis of the fixed Instalments and the sums set aside as Sinking Fund as at 31st March 1939.

NAME OF LOAN.	Amount raised.	When raised.	When repayable.	Amount of Half Yearly Sinking Fund Instalment.	Amount of Sinking Fund which should have accumulated upto 31st March 1939 at Compound Interest.
				Rs.	Rs.
4½ per cent basis.	Rs.			Rs.	Rs.
5 per cent. Debenture Loan	40,00,000	10th Nov. 1919.	{ 1st November 1957 1st November 1970	6,896	3,95,567
6 per cent. Do.	(a) 70,00,000	30th Apr. 1920.	{ 1st April 1935 1st April 1980	21,002	2,81,682
4½ per cent. Do.	45,00,000	20th Feb. 1922.	20th February 1982	7,533	3,47,559
4½ per cent. Do.	52,00,000	2nd Oct. 1922.	2nd October 1982	8,705	4,01,629
4½ per cent. Do.	8,00,000	22nd Jan. 1923.	22nd January 1983	1,339	59,110
4½ per cent. Do.	82,00,000	Do.	Do.	13,727	6,05,973
4½ per cent. Do.	30,00,000	14th Mar. 1923.	14th March 1983	5,022	2,21,695
4½ per cent. Do.	40,00,000	2nd Nov. 1923.	2nd November 1983	6,896	2,82,539
4½ per cent. Do.	20,00,000	2nd Jan. 1924.	2nd January 1984	3,348	1,34,886
4½ per cent. Do.	29,00,000	5th Mar. 1924.	5th March 1984	4,855	1,95,801
4½ per cent. Do.	20,00,000	1st Nov. 1924.	1st November 1984	3,348	1,28,644
4½ per cent. Do.	60,00,000	10th Nov. 1924.	10th November 1984	10,044	3,85,938
4½ per cent. Do.	20,00,000	2nd Jan. 1925.	2nd January 1985	3,348	1,22,539
4½ per cent. Do.	20,00,000	2nd Oct. 1925.	2nd October 1985	3,348	1,16,560
4½ per cent. Do.	15,00,000	2nd Nov. 1925.	2nd November 1985	2,511	87,427
4½ per cent. Do.	35,00,000	2nd Jan. 1926.	2nd January 1986	5,859	1,93,775
	Rs. 5,88,00,000				39,61,128
4 per cent basis.					
4 per cent. Rupee Coupon Debenture Loan	50,00,000	1st Nov. 1899.	1st November 1959	10,564	(b) 19,26,392
4 per cent. Debenture Loan	30,00,000	6th Sept. 1901.	6th September 1961	6,280	10,45,385
4 per cent. Do.	30,00,000	15th July 1902.	15th July 1962	6,280	9,92,598
4 per cent. Do.	60,00,000	20th Aug. 1903.	20th August 1963	12,560	18,83,724
4 per cent. Do.	50,00,000	7th Sept. 1904.	7th September 1964	10,493	(c) 14,87,652
4 per cent. Do.	30,00,000	12th Sept. 1905.	12th September 1965	6,280	8,46,220
5 per cent. Do.	25,00,000	17th Sept. 1926.	{ 16th September 1956. 16th September 1986.	5,233	1,59,197
5½ per cent. Do.	25,00,000	4th Nov. 1929.	1st November 1944	5,233	1,12,051
	Rs. 3,00,00,000				84,53,219
3½ per cent. basis.					
4 per cent. Debenture Loan	25,00,000	4th Oct. 1927	{ 4th April 1961 4th October 1970	12,895	3,87,128
5 per cent. Do.	10,00,000	31st Mar. 1933.	31st March 1943	9,814	1,29,790
	Rs. 35,00,000				4,68,918
3 per cent. basis.					
4 per cent. Debenture Loan	20,00,000	2nd Oct. 1908.	2nd October 1966	6,148	(d) 6,52,665
4 per cent. Do.	15,00,000	24th Sept. 1907.	24th September 1967	4,610	4,66,245
4 per cent. Do.	30,00,000	8th Sept. 1908.	8th September 1968	9,219	8,87,002
4 per cent. Sterling Coupon Debenture Loan (£5,66,600)	84,99,000	1st July 1909.	1st July 1969	25,654	24,06,538
4 per cent. Do. (£3,33,000)	49,95,000	1st July 1910	1st July 1970	15,077	13,43,355
4 per cent. Debenture Loan	25,00,000	28th Aug. 1912.	28th August 1972	7,683	5,98,697
4 per cent. Do.	18,00,000	26th Aug. 1913.	26th August 1973	5,532	4,07,814
4 per cent. Do.	50,00,000	4th Aug. 1914.	4th August 1974	15,365	10,68,869
4 per cent. Do.	25,00,000	3rd Jan. 1916.	3rd January 1976	7,683	5,03,761
3½ per cent. Do.	10,00,000	31st Jan. 1936.	14th March 1966	21,019	(e) 65,063
	Rs. 3,27,94,000				83,99,839
Grand Total	12,48,94,000			Total Rs.	2,12,81,104

	Amount actually invested upto 31st March 1939.				Amount of interest accrued upto 31st March 1939, collected and invested in 1939-40		Total of Columns 5 and 6.	
	Amount of Sinking Fund invested upto 31st March 1938.	Sinking Fund Instalments paid in 1938-39.	Interest, etc., accumulations invested in 1938-39.	Total.	Rs.	a. p.		
Sinking Funds	Rs. 2,24,96,899	a. p. 14 11	Rs. 6,04,774	a. p. 0 0	Rs. 10,24,324	a. p. 12 4	Rs. 2,41,25,998	a. p. 11 3
Less Repayment.							90,000	0 0
In Public Securities as detailed in Appendix No. 30							2,40,35,998	11 3
In Cash with the Imperial Bank of India							2,40,35,778	0 0
Total							220	11 3
							2,40,35,998	11 3
							1,17,591	0 3
							2,41,53,590	4 6

(a) Out of Rs. 70 lakhs Loan Debentures for Rs. 4 lakhs held by the public were repaid on 1-4-35 under the option reserved to the Corporation, leaving a balance of Rs. 66 lakhs. The amount of half-yearly Sinking Fund instalment has been changed with effect from 1-4-35 from Rs. 12,002 to Rs. 21,002 as under:—

The usual half-yearly S. F. instalment Rs. 12,002
Half-yearly interest at 4½% on the portion of Rs. 4 lakhs repaid out of S. F. accumulations " 9,000

Rs. 21,002

(b) 16 instalments of Rs. 10,240 each and the rest at Rs. 10,564.

(c) 5 instalments of Rs. 10,240 each and the rest at Rs. 10,493.

(d) 1 instalment of Rs. 6,037 and the rest at Rs. 6,148.

(e) This amount to be invested annually.

V. V. SHALIGRAM,
Chief Accountant.

M. D. BHAT,
Municipal Commissioner.

Statement showing outstanding Loans of the Bombay Improvement Trust due by the payable for the year 1938-39, the amount paid during the year and the

No.	Particulars of Loans.	Amount raised.	Balance due on 1st April 1938.	Rate of Interest.	Amount raised in 1938-39.	Total.
1	2	3	4	5	6	7
<i>Loans raised from Government.</i>						
1	Consolidation Loan in respect of Conversion Loan 1935-38, Rs. 35 Lakhs Loan, and Rs. 8 Lakhs Loan	4,17,94,178 1	4,05,92,087 6 0	3.3750 Per cent.		4,05,92,087 6 0
2	45 Lakhs Loan 1922	45,00,000 0	27,16,592 0 0 17,83,408 0 0	4 1/2 Do. 4 1/2 Do.		27,16,592 0 0 17,83,408 0 0
3	52 " " October 1922	52,00,000 0				
4	5 " " 22nd January 1923	8,00,000 0	1,03,83,408 0 0	5 1/2 Do.		1,03,83,408 0 0
5	62 " " 22nd January 1923	62,00,000 0	68,16,592 0 0	4 1/2 Do.		68,16,592 0 0
6	38 " " 14th March 1923	38,00,000 0				
7	48 " " 2nd November 1923	48,00,000 0				
8	28 " " 2nd January 1924	28,00,000 0	35,00,000 0 0	5 1/2 Do.		35,00,000 0 0
9	28 " " 5th March 1924	28,00,000 0	34,00,000 0 0	4 1/2 Do.		34,00,000 0 0
10	20 " " 1st November 1924	20,00,000 0				
11	68 " " 10th November 1924	68,00,000 0	51,00,000 0 0	5 Do.		51,00,000 0 0
12	28 " " 2nd January 1925	28,00,000 0	29,00,000 0 0	4 1/2 Do.		29,00,000 0 0
13	28 " " 2nd October 1925	28,00,000 0				
14	15 " " 2nd November 1925	15,00,000 0	63,00,000 0 0	5 1/2 Do.		63,00,000 0 0
15	35 " " 2nd January 1925	35,00,000 0	7,00,000 0 0	4 1/2 Do.		7,00,000 0 0
	Total loans raised from Government.	8,98,94,178 1	8,81,92,087 6 0			8,81,92,087 6 0
<i>Loans raised from the public.</i>						
1	50 Lakhs Rupee Coupon Debenture Loan 1899	50,00,000 0	50,00,000 0 0	4 Per cent.		50,00,000 0 0
2	30 Lakhs Loan 1901	30,00,000 0	30,00,000 0 0	4 Do.		30,00,000 0 0
3	30 " " 1902	30,00,000 0	30,00,000 0 0	4 Do.		30,00,000 0 0
4	60 " " 1903	60,00,000 0	60,00,000 0 0	4 Do.		60,00,000 0 0
5	50 " " 1904	50,00,000 0	50,00,000 0 0	4 Do.		50,00,000 0 0
6	30 " " 1905	30,00,000 0	30,00,000 0 0	4 Do.		30,00,000 0 0
7	20 " " 1906	20,00,000 0	20,00,000 0 0	4 Do.		20,00,000 0 0
8	15 " " 1907	15,00,000 0	15,00,000 0 0	4 Do.		15,00,000 0 0
9	30 " " 1908	30,00,000 0	30,00,000 0 0	4 Do.		30,00,000 0 0
10	Starling Coupon Debenture Loan 1908 (5,84,800)	5,84,800 0	5,84,800 0 0	4 Do.		5,84,800 0 0
11	" " " 1910 (49,95,000)	49,95,000 0	49,95,000 0 0	4 Do.		49,95,000 0 0
12	25 Lakhs Loan 1912	25,00,000 0	25,00,000 0 0	4 Do.		25,00,000 0 0
13	15 " " 1913	15,00,000 0	15,00,000 0 0	4 Do.		15,00,000 0 0
14	50 " " 1914	50,00,000 0	50,00,000 0 0	4 Do.		50,00,000 0 0
15	25 " " 1915	25,00,000 0	25,00,000 0 0	4 Do.		25,00,000 0 0
16	40 " " 1919	40,00,000 0	40,00,000 0 0	5 Do.		40,00,000 0 0
17	70 " " 1920	70,00,000 0	68,00,000 0 0	6 Do.		68,00,000 0 0
18	25 " " 1926	25,00,000 0	25,00,000 0 0	5 Do.		25,00,000 0 0
19	25 " " 1927	25,00,000 0	25,00,000 0 0	4 Do.		25,00,000 0 0
20	20 " " 1928	20,00,000 0	20,00,000 0 0	4 Do.		20,00,000 0 0
21	25 " " 1929	25,00,000 0	25,00,000 0 0	5 Do.		25,00,000 0 0
22	20 " " 1930	20,00,000 0	17,500 0 0	6 Do.		17,500 0 0
23	30 " " 1931	30,00,000 0	3,000 0 0	6 Do.		3,000 0 0
24	10 " " 1932	10,00,000 0	10,00,000 0 0	5 Do.		10,00,000 0 0
25	10 " " 1933	10,00,000 0	10,00,000 0 0	3 1/2 Do.		10,00,000 0 0
	Total Loans raised from the Public	8,42,94,000 0	7,89,14,500 0 0			7,89,14,500 0 0
	Grand Total	17,38,88,178 1	16,71,06,587 6 0			16,71,06,587 6 0

V. V. SHALIGRAM,
Chief Accountant.

No. 29.

SCHEMES.

Municipality, the interest outstanding on 1st April 1938, on the different Loans, the amount balances outstanding on 31st March 1939.

Amount repaid in 1938-39.	Balance due on 31st March 1939.	Interest outstanding on 1st April 1938.	Interest payable in 1938-39.	Total interest due.	Deduct interest paid during the year.	Outstanding balance on 31st March 1939.
8	9	10	11	12	13	14
Rs. a. p.	Rs. a. p.	Rs. a. p.	Rs. a. p.	Rs. a. p.	Rs. a. p.	Rs. a. p.
4,29,853 1 0	4,01,62,734 5 0	13,66,754 15 0	13,66,754 15 0	13,66,754 15 0
....	25,71,431 0 0	(a)	1,29,038 2 0	1,29,038 2 0	1,29,038 2 0
....	19,28,569 0 0	80,253 14 0	80,253 14 0	80,253 6 0	0 8 0
....	99,28,569 0 0	(b)	5,71,087 7 0	5,71,087 7 0	5,71,087 7 0
....	75,71,431 0 0	3,06,747 9 0	3,06,747 9 0	3,06,746 10 0	0 15 0
....	52,00,000 0 0	(c)	2,88,750 0 0	2,88,750 0 0	2,88,750 0 0
....	37,00,000 0 0	1,53,000 0 0	1,53,000 0 0	1,53,000 0 0
....	68,00,000 0 0	(d)	3,55,000 0 0	3,55,000 0 0	3,55,000 0 0
....	32,00,000 0 0	1,30,500 0 0	1,30,500 0 0	1,30,500 0 0
....	62,00,000 0 0	(e)	3,30,750 0 0	3,30,750 0 0	3,30,750 0 0
....	8,00,000 0 0	31,500 0 0	31,500 0 0	31,500 0 0
4,29,853 1 0	8,77,62,734 5 0	37,48,381 15 0	37,48,381 15 0	37,48,380 8 0	*1 7 0
....	50,00,000 0 0	1,188 15 4	2,00,000 0 0	2,01,188 15 4	2,00,290 0 0	898 15 4
....	30,00,000 0 0	1,994 2 10	1,20,000 0 0	1,21,994 2 10	1,16,278 14 0	5,720 4 10
....	50,00,000 0 0	3,316 11 6	1,50,000 0 0	1,53,316 11 6	1,18,754 9 6	4,562 2 1
....	60,00,000 0 0	3,087 1 4	3,40,000 0 0	2,45,087 1 4	2,37,090 18 3	7,996 4 1
....	50,00,000 0 0	3,222 11 11	2,00,000 0 0	2,08,222 11 11	2,00,878 12 6	7,344 18 5
....	30,00,000 0 0	1,817 1 4	1,20,000 0 0	1,21,817 1 4	1,19,280 0 0	2,537 1 4
....	20,00,000 0 0	2,276 4 9	80,000 0 0	82,276 4 9	80,486 11 6	1,790 9 3
....	15,00,000 0 0	2,970 0 0	60,000 0 0	62,970 0 0	58,850 0 0	4,120 0 0
....	30,00,000 0 0	7,879 9 0	1,20,000 0 0	1,27,879 9 0	1,22,084 8 4	5,795 2 8
....	84,99,000 0 0	180 0 0	3,08,442 0 0	3,08,622 0 0	3,04,898 8 11	3,720 0 0
....	49,95,000 0 0	820 0 0	1,80,102 0 0	1,80,922 0 0	1,79,017 5 6	1,905 7 1
....	25,00,000 0 0	1,384 7 8	1,00,000 0 0	1,01,384 7 8	1,00,181 3 0	1,203 12 8
....	18,00,000 0 0	10,002 2 0	72,000 0 0	82,002 2 0	64,340 14 0	18,661 4 0
....	50,00,000 0 0	1,172 11 0	2,00,000 0 0	2,01,172 11 0	1,96,477 0 0	4,695 11 0
....	25,00,000 0 0	1,00,000 0 0	1,00,000 0 0	1,00,000 0 0
....	40,00,000 0 0	175 0 0	2,00,000 0 0	2,00,175 0 0	2,00,125 0 0	50 0 0
....	66,00,000 0 0	3,06,000 0 0	3,06,000 0 0	3,06,000 0 0
....	25,00,000 0 0	387 8 0	1,25,000 0 0	1,25,387 8 0	1,26,125 0 0	212 8 0
....	25,00,000 0 0	20 0 0	1,00,000 0 0	1,00,020 0 0	98,980 0 0	4,000 0 0
20,00,000 0 0	884 0 0	75,000 0 0	75,884 0 0	75,384 0 0
....	25,00,000 0 0	825 0 0	1,57,500 0 0	1,58,325 0 0	1,56,532 14 0	2,792 2 0
2,500 0 0	115,000 0 0	350 0 0	350 0 0	50 0 0	300 0 0
500 0 0	12,500 0 0	461 3 8	461 3 8	228 5 0	232 14 8
....	10,00,000 0 0	35,000 7 0	80,000 0 0	78,000 0 0	80,000 0 0	25,000 0 0
....	10,00,000 0 0	17,500 0 0	35,000 0 0	52,500 0 0	26,000 0 0	17,500 0 0
20,09,000 0 0	7,69,11,500 0 0	94,044 10 4	33,37,044 0 0	34,31,088 10 4	33,10,012 10 5	1,18,525 14 4 *2,550 1 7
24,32,353 1 0	16,48,74,234 8 0	94,044 10 4	70,80,425 15 0	71,74,470 9 4	70,53,398 2 5	1,18,525 14 4 *2,051 8 7

† This amount is to be paid out of Capital Account.
* To be treated as savings.

	Amount of loan outstanding on 1st April 1938.	Amount of debentures held by Govt. on 1st April 1938.	Amount of debentures re-purchased during 1938-39.	Amount of debentures held by Govt. on 31st March 1939.	Amount of debentures held by the Corporation on 31st March 1939.
	Rs.	Rs.	Rs.	Rs.	Rs.
(a)	45,00,000	27,16,592	1,45,161	25,71,431	19,28,569
(b)	1,72,00,000	1,03,83,408	5,54,839	98,28,569	75,71,431
(c)	89,00,000	55,00,000	3,00,000	82,00,000	57,00,000
(d)	1,00,00,000	71,00,000	3,00,000	68,00,000	52,00,000
(e)	70,00,000	63,00,000	1,00,000	62,00,000	5,00,000
Total Rs.	4,76,00,000	3,20,00,000	14,00,000	3,06,00,000	1,70,00,000

M. D. BHAT,
Municipal Commissioner.

Appendix No. 30.

IMPROVEMENT SCHEMES.

Comparison of Face, Purchase and Market Values at 31st March 1939 of the different Securities held in the Sinking Fund (vide para 46 of the Chief Accountant's Report).

Particulars of Securities.	Face Value.	Book Value.	Market rate per cent.	Value at Market rates (B. I. Trust and Municipal Debentures being valued at par.)
	Rs.	Rs. a. p.	Rs. a. p.	Rs. a. p.
3½ per cent. Government Loan 1947-50	2,27,100	2,19,511 4 0	103 14 0	2,35,900 2 0
4 per cent. Government Loan 1960-70	6,97,500	6,75,591 12 0	109 11 0	7,65,070 5 0
5 per cent. Government Loan 1939-44	3,92,800	3,79,016 12 0	100 15 0	3,96,482 8 0
4 per cent. Bombay Port Trust Debentures	3,17,000	2,84,726 14 0	109 8 0	3,47,115 0 0
4 per cent. Bombay Municipal Debentures.	1,84,500	1,79,426 4 0	Par	1,84,500 0 0
4 per cent. Bombay Improvement Trust Debentures	26,61,900	24,69,170 8 0	92 7 0	26,61,900 0 0
4½ per cent. Bombay Improvement Trust Debentures	1,53,28,100	1,53,28,100 0 0	100 0 0	1,53,28,100 0 0
5 per cent. Bombay Improvement Trust Debentures	9,81,500	9,05,409 10 0	92 3 0	9,81,500 0 0
6 per cent. Bombay Improvement Trust Debentures	21,69,000	21,85,725 0 0	100 7 0	21,69,000 0 0
3 per cent. Bombay Municipal Debentures.	47,100	47,100 0 0	100 0 0	47,100 0 0
4 per cent. B. I. Trust Sterling Debentures.	2,00,800	13,62,000 0 0	Par at 1/5-15/15	12,14,885 0 3
Total	Rs. 2,30,08,500	2,40,35,778 0 0		2,43,31,552 15 3

V. V. SHALIGRAM,
Chief Accountant.

M. D. BHAT,
Municipal Commissioner.

REVENUE

No. MC/7980S.R. of 18th August, 1939

THE MUNICIPAL COMMISSIONER,

FOR THE CITY OF BOMBAY.

SIR,

I have the honour to submit the Annual Report on the working of the Assessment and Collection Department during the year 1938-39.

I was in charge of the Department during the year except for a period of two months and twenty four days from 1st April 1938, to 24th June 1938, during which period Mr. G. T. Patankar was in charge of the Department.

Rates of Taxation.—The rates of taxation levied on buildings and lands in the City were the same as in the preceding year, viz., General Tax including Fire Tax at 11½ per cent. Water Tax at 3½ per cent. and Halalkhore Tax at 3 per cent. The rates levied for the supply of water by meter measurement to different classes of properties continued to be the same as in the preceding year.

Property Taxes.—The total number of properties standing in the Assessment Book on 31st March 1939, was 48,271 classified into (1) Buildings 38,968 (2) Salt Pans 72 and (3) Lands including tanks, wells, etc., 9,231 as against 48,207 on 31st March 1938, classified into (1) Buildings 38,868, (2) Salt Pans 70 and (3) Lands including tanks, wells, etc., 9,269. Out of the aforesaid properties 38,460 were assessed to General Tax, 1,341 were exempted from it under Section 143(1) (a) of the Municipal Act and 7,387 were not taxed, being small plots of wastelands, etc. These last do not include lands belonging to Government, or the Port Trust, or the Railways, which are separately assessed. The number of Municipal properties exempted from General Tax under Section 143(1) (b) of the Municipal Act during the year was 1,083.

Properties newly erected, demolished and enlarged in 1938-39 numbered 1,045, 691 and 725 respectively, the corresponding figures for the year 1937-38 being 1,152, 769 and 823. During the year under report 260 chawls with 4,915 tenements and 356 other buildings with 3,215 tenements were newly constructed and were assessed to property taxes.

Rateable value on 31st March 1939—Rs. 13,48,69,247 and on 31st March 1938, Rs. 13,62,69,866.

Demand:—

For 1938-39	Rs. a. p.
	2,57,09,079 8 0

Add—

Demand for previous years outstanding on the 1st April 1938	60,03,809 8 6
---	---------------

Demand for previous years issued during the year	9,95,629 9 0
--	--------------

Supplementary claim from Government for the quinquennium 1929-34	24,804 10 7
--	-------------

Total demand.	3,27,33,323 4 1
----------------------	------------------------

Deduct—

Amount of bills for previous years recalled for amendment	Rs. a. p.
	25,06,514 2 3

Amount of drawback allowed	3,14,168 13 0
	<u>28,20,682 15 3</u>

Total net demand.	Rs. 2,99,12,640 4 10
--------------------------	-----------------------------

The total number of bills issued was 87,608 of which 86,674 were for 1938-39 and 934 for previous years.

Collection and Outstandings.— Particulars.	Amount collected during 1938-39.		Amount outstanding on 31st March 1939.	
	Rs.	a. p.	Rs.	a. p.
(1) For 1938-39	2,19,19,521	9 10	19,65,621	11 2
(2) Government Contribution	4,11,634	12 0	10,16,694	2 0
(2a) Government supplementary claims for the quinquennium 1929-34	24,804	10 7		
(3) Port Trust (Contribution for 1938-39)	9,34,070	0 0		
(4) For past and previous years	25,15,643	9 11	11,24,649	13 4
Total Rs.	2,58,05,674	10 4	41,06,965	10 6

Tax on Vehicles and Animals.—Particulars of vehicles and animals taxed during the year (exclusive of those taxed under the Public Conveyances Act) are as under:—

Four-wheeled vehicles drawn by animals	294
Two-wheeled vehicles drawn by animals	541
Horses (including those in Commission stables)	1,209
Motor Cars and Lorries	9,190
Motor Cycles	228
Motor Cycles with side-cars	78
Hand Carts	1,562
Ponies	20
Bullocks	828

Demand.—	Rs.	a.	p.
For 1938-39	9,58,260	4	0
Demand for previous years outstanding on 1st April 1938	1,81,928	9	5
Demand for previous years issued during the year	60,223	14	0
Total demand,	Rs. 12,00,412	11	5
Deduct—			
Amount of bills for previous years recalled for amendment	Rs. 18,481	6	2
Total net demand	11,81,931	5	3

The total number of bills for tax on vehicles and animals issued was 37,605 of which 35,046 was for 1938-39 and 2,559 for previous years.

Collection and Outstandings.— Particulars.	Amount collected during 1938-39.		Amount outstanding on 31st March 1939.	
	Rs.	a. p.	Rs.	a. p.
(1) For 1938-39	8,06,835	8 0	1,51,424	12 0
(2) For past and previous years	1,58,662	6 3	65,008	11 0
Total Rs.	9,65,497	14 3	2,16,433	7 0

Total Demand, Collection and Outstandings of all Taxes.—						
Particulars.	Demand in 1938-39.		Amount collected during 1938-39.		Amount outstanding on 31st March 1939.	
	Rs.	a. p.	Rs.	a. p.	Rs.	a. p.
(1) Property taxes	2,99,12,640	4 10	2,58,05,674	10 4	41,06,965	10 6
(2) Tax on vehicles and animals	11,81,931	5 3	9,65,497	14 3	2,16,433	7 0
Total Rs.	3,10,94,571	10 1	2,67,71,172	8 7	43,23,399	1 6

Total Net Demand and Outstandings Compared with those of Previous Years.—The net demand for and outstandings at the close of the year under report, and the preceding two years, were as under:—

Year.	Total net demand. Rs.	Outstanding on 31st March. Rs.
1938-39	3,10,94,572	43,23,399
1937-38	3,15,64,692	61,17,191
1936-37	3,03,41,542	58,25,580

The outstandings which at the end of the year under report amounted to Rs. 43,23,399-1-6 as under, stood reduced to Rs. 27,43,144-10-3 on the 31st July 1939, Rs. 15,39,433-1-3 having been collected and bills for Rs. 40,821-6-0 recalled and cancelled.

Particulars.	Amount outstanding on 31st March 1939.			Amount recovered upto 31st July 1939.		
	Rs.	a.	p.	Rs.	a.	p.
1. (a) Government contribution (General Tax from 1934-35 to 1937-38 under Section 144)	4,40,996	12	0			
Government contribution (General Tax for the year 1938-39)	5,75,697	6	0			
				10,16,694	2	0
(b) Government (property taxes)				2,520	7	0
2. Bombay Port Trust				699	13	0
3. Bombay Municipal Corporation (Improvements)				15,709	14	0
4. G. I. P. Railway				13,702	2	0
5. B. B. & C. I. Railway Company				6,35,724	13	0
6. Mills				36,905	0	0
7. Other ratepayers				26,01,442	14	0
Total Rs.				43,23,399	1	6
				15,39,433	1	3

1. (a). Out of a sum of Rs. 10,16,694-2-0 shown as outstanding, Government, as usual, paid in arrear a sum of Rs. 2,04,515-1-3 towards their contribution for the year 1938-39, leaving a balance of Rs. 8,12,179-0-9 to be adjusted subsequently when the question of allowing exemption in respect of educational and medical institutions belonging to them is finally settled.

(b). Out of a sum of Rs. 2,520-7-0 due from Government in respect of bungalows let to their Officers, a sum of Rs. 2,147-11-0 has since been paid and payment of the balance of Rs. 372-12-0 is expected shortly.

2. Bombay Port Trust have since paid Rs. 303 out of a sum of Rs. 699-13-0 due from them on account of special Halalkhore Tax. Payment of the balance of Rs. 396-13-0 is expected shortly.

3. Recovery of the balance of Rs. 11,097-13-0 due from the B. M. C. (Impts.) is a matter of Departmental adjustment after the disputes raised are settled.

4. Bills amounting to Rs. 13,702-2-0 shown as outstanding against the G. I. P. Railway have since been cancelled as the amount represented the difference between the old and the revised values of some of the properties belonging to the Railway.

5. A sum of Rs. 6,35,724-13-0 shown as outstanding against the B. B. & C. I. Railway Company represents the amount of taxes on the difference between the old and the revised values for the four years from 1933-34 to 1936-37 pending settlement of the question of the amount of taxes payable by the Company for the said years.

6. Out of a sum of Rs. 36,905 shown as outstanding against the Mills, a sum of Rs. 22,053-13-0 has since been paid. Of the remaining amount of Rs. 14,851-0-0 a sum of Rs. 7,225 is due from the Imperial Cotton Mill and will be paid after the dispute raised regarding the value is settled; the balance of Rs. 7,626 is to be adjusted from the amounts due to some of the mills.

Out of Rs. 26,01,442-14-6 shown as outstanding against other ratepayers, a sum of about Rs. 3,17,840 is in respect of suits filed or being filed, Rs. 45,970 are payable by the Court Receiver and the Official Assignee and a sum of about Rs. 19,857-0-0 is payable by monthly instalments by ratepayers who in consideration of their financial difficulties have been allowed the said concession, by the Municipal Commissioner. As a result of additions and alterations to several properties situated in the City in the latter part of the year amended bills to the extent of about Rs. 3,87,533-12-0 were issued in March 1939. For want of time before the close of the official year action for the recovery of these bills could not be taken.

It will be seen from what is stated above that recovery of sums aggregating Rs. 24,93,156-9-0 was beyond the control of the staff of this Department. The remaining outstandings amount to Rs. 18,30,242-8-6 which is about 6 per cent. of the net demand for the year.

The following statements of comparative figures for 1938-39 and 1937-38 of (A) General Tax, (B) Water Tax, (C) Halalkhore Tax, (D) Rateable Value and (E) Total Demand, collection and outstandings in respect of all taxes are appended. Statement (F) showing particulars of the different Riot taxes and statement (G) showing particulars of properties the rateable values of which yielded on revaluation in the year 1938-39, an increase in each case of not less than Rs. 2,000 are also attached.

Miscellaneous Receipts.—Miscellaneous receipts realised from notices of demand, distress warrants, Battaki fees, inspection fees and other items amounted to Rs. 7,476-11-5 against Rs. 8,066 in the preceding year.

Meter Hire.—Receipts from meter hire amount to Rs. 63,669-2-0 against Rs. 64,421-0-0 for 1937-38. Rs. 3,348-9-0 remained uncollected at the close of the year.

Exemption.—The amount of exemption allowed in respect of General Tax on properties entitled to such exemption under Section 143(1) (a) and (b), 144(3) of the Municipal Act was equivalent to Rs. 9,84,855-13-0 against Rs. 9,89,102-13-0 for 1937-38.

Drawback.—The total number of claims for one-fifth drawback received during the year was 10,304 against 10,729 in the preceding year and the rebate allowed in respect of claims admitted amounted to Rs. 3,14,168-13-0 against Rs. 3,24,597-10-0 in the preceding year.

Refund.—2,307 certificates of refund of taxes due in respect of vacant flats and floors and over-collection were issued during the year under report in respect of 1938-39 and previous years for amounts as under:—

	Rs.	as	p.
General Tax	1,27,924	7	0
Water Tax on rateable value	40,896	0	0
Charges for water supplied by meter measurement	138	12	0
Compounded water tax	371	14	0
Halalkhore tax on value	39,986	8	0
Special Halalkhore tax	22,215	0	0
Tax on vehicles and animals	640	14	0
Meter Hire	278	12	0
Total Rs.	2,10,260	2	0

Complaints and Appeals Against Valuations.—There were 933 complaints under Section 167 of the Act against the assessments amounting to Rs. 87,50,530 net, fixed during the currency of the year, and 3,596 complaints under Section 163 against original assessments amounting to Rs. 1,93,91,855 net. The assessments were, on investigation of the complaints, reduced to Rs. 82,77,935 and Rs. 1,83,53,986 the reduction amounting to Rs. 4,72,595 and Rs. 10,37,869 giving a percentage of 5.40 and 5.35 respectively.

There were 68 appeals against rateable values to the Chief Judge, Small Causes Court, under Section 162(2) of the Municipal Act. Of these 37 appeals were settled out of Court, 3 were dismissed and 12 decided by the Court and 16 are pending.

Government Properties.—The question of allowing exemption in respect of properties belonging to Government and occupied for medical and educational purposes is still pending. Before taking steps to file a suit in this behalf a reference to Government is made, as desired, by the Standing Committee (*vide* their Resolution No. 161 of 5th May 1939,) requesting Government to state whether they are prepared to enter into an agreement with the Municipality to state the case to the High Court for its opinion.

The G. I. P. and B. B. and C. I. Railways.—The complaints against the revised value of the properties belonging to the G. I. P. and the B. B. & C. I. Railways related to the years commencing from 1932-33 and 1933-34, respectively. Government of India, as a result of representation made by the Municipality, decided that the Arbitrator's Award should be made applicable for the years 1937-38 and 1938-39, and that the question of values for the previous years should be settled by negotiations between the Municipality and the Railways. The matter, in so far as it relates to the G. I. P. Railway, has already been settled and that relating to the B. B. & C. I. Railway Company, is still pending. Negotiations, in this behalf will be re-opened as soon as the Award for the current year, which is under consideration of the Arbitrator, is published.

Establishment—Additional Staff.—Owing to the steady increase in the work of this Department consequent on the development and expansion of the City, the Standing Committee (*vide* their Resolution No. 1380 of 11th January 1939), was pleased to sanction from the year 1939-40 the following additional staff, viz. 1 Head Clerk and 4 clerks for the Head Office and 5 Ward Inspectors for the Ward Offices.

Riot Tax.—During the year under report the Department had to prepare and issue bills for Additional General Tax in connection with the Communal Riots of 1936. This work was carried out by the existing staff with the help of 6 additional temporary clerks who were appointed for the purpose for a period of three months.

Total amount of Riot Tax collected in respect of the various Riots referred to in statement F was Rs. 1,39,135-10-5.

The Urban Immoveable Property Tax.—This Department was also called upon to undertake the work of levying and collecting the amount of the Urban Immoveable Property Tax referred to in Section 22 of the Bombay Finance (Amendment) Act, 1939. As this work has thrown considerable strain on the staff of this Department a request was made to Government to sanction the proposal of appointing minimum additional staff pending the decision of Government as regards the amount of rebate payable to the Municipality. Government have been pleased to sanction the staff proposed.

House Numbering.—During this year also, this Department had to co-operate with the City Engineer's Department in connection with the work of affixing Street Number plates on properties in the City. This work will be continued during the year 1939-40.

In conclusion, I have to express my thanks to all my assistants and the staff for the loyal co-operation and help they have given me.

I have the honour to be,

Sir,

Your most obedient servant,

S. N. CHAUBAL,

Assessor and Collector.

STATEMENT "A."

General Tax.

1937-38.				1938-39.				Difference between columns 4 and 8.
General tax levied at 11½ per cent. from the Public, B. M. C. (im-)	Compounded sum payable by Government under	Compounded sum payable by the Port Trust under	Total of columns 1, 2 and 3.	General tax levied at 11½ per cent. from the Public, B. M. C. (im- provements), Mills and Railways.	Compounded sum payable by Government under Section 144 (3) of the Act.	Compounded sum payable by the Port Trust under Section 145 (3) of the Act.	Total of columns 5, 6 and 7.	
1	2	3	4	5	6	7	8	9
Rs. a.	Rs. a.	Rs. a.	Rs. a.	Rs. a.	Rs. a.	Rs. a.	Rs. a.	Rs. a.
1,998 6	1,30,14,428 2			5,75,697 6	9,34,070 0		1,45,24,193 8	-1,56,804 13

STATEMENT "B."

Water Tax.

1937-38.				1938-39.				Difference between columns 4 and 8.
On Rateable Value at 3½ per cent.	Compounded Water Tax.	By Meter Measurement.	Total of columns 1, 2 and 3.	On Rateable Value at 3½ per cent.	Compounded Water Tax.	By Meter Measurement.	Total of columns 5, 6 and 7.	
1	2	3	4	5	6	7	8	9
Rs. a.	Rs. a.	Rs. a.	Rs. a.	Rs. a.	Rs. a.	Rs. a.	Rs. a.	Rs. a.
34,35,094 2	35,465 13	36,34,839 5	72,95,449 4	35,89,828 6	34,101 11	39,73,660 8	76,94,588 9	+2,99,139 5

STATEMENT "C."

Halalkhore Tax.

1937-38.			1938-39.			Difference between Columns 3 and 6.
On Rateable Value at 3%.	On Special Service.	Total of Columns 1 and 2.	On Rateable Value at 3%.	On Special Service.	Total of Columns 4 and 5.	
1	2	3	4	5	6	7
Rs. a.	Rs. a.	Rs. a.	Rs. a.	Rs. a.	Rs. a.	Rs.
33,05,514 6	1,34,981 1	34,40,495 7	34,52,914 9	1,37,382 14	35,90,297 7	+1,49,802

STATEMENT "D."

Classification of Rateable Value.

Years.	Rateable Value on 31st March.	Chargeable to General Tax.	Exemption from General Tax under Section 143 (1) @ 144 and 145, etc.	For which no bills for General Tax are issued.	Total Rateable Value.
1	2	3	4	5	6
	Rs.	Rs.	Rs.	Rs.	Rs.
1937-38	18,02,69,866	12,76,60,852	58,00,896	8,118	18,02,69,866
1938-39	18,48,69,247	12,62,97,330	85,63,965	7,952	18,48,69,247

STATEMENT "E."

Total demand, collection and outstandings of taxes including wheel tax.

Years.	Net demand issued.	Collection.	Outstandings.
	Rs. a. p.	Rs. a. p.	Rs. a. p.
1937-38	5,15,64,692 9 0	2,54,47,501 11 1	61,17,190 13 11
1938-39	3,10,94,571 10 1	2,67,71,172 8 7	43,23,399 1 6

STATEMENT "F."

Statement showing particulars of different Riot Taxes.

Particulars.	Amount Awarded.	Amount collected upto 31st March 1939.	Difference.
	Rs. a. p.	Rs. a. p.	Rs. a. p.
Riot Tax No. V— Communal Riots of 1929	7,54,710 0 0	6,90,522 2 0	64,187 14 0
Riot Tax No. VI— Bhendy Bazar Riots of 1930	10,877 0 0	8,095 5 0	2,781 11 0
Riot Tax No. VII— Kalbadevi Riots of 1930	10,000 0 0	8,404 10 0	1,595 6 0
Riot Tax No. VIII— Mogal Mahemedan Riots of 1931	11,232 0 0	11,166 14 0	65 2 0
Riot Tax No. X— Communal Riots of 1932	20,45,761 0 0	18,88,890 3 8	1,56,870 12 4
Riot Tax No. XI— Northbrook Garden Riots of 1933	17,000 0 0	16,502 14 0	497 2 0
Riot Tax No. XII— Communal Riots of 1936	5,63,442 8 0	58,766 4 0	5,04,676 4 0
Total	34,13,022 8 0	26,82,348 4 8	7,30,674 3 4

STATEMENT "G."

Statement showing particulars of properties the rateable values of which yielded on revision in the year 1938-39 an increase in each case of not less than Rs. 2,000.

Name of the ward.	Ward No.	Street No.	Name of the Street.	Rateable value in 1937-38.	Rateable value in 1938-39.	Amount of increase.
				Rs.	Rs.	Rs.
A	235 (12)	108 & 2 @ 6	Colaba Road and Ketrledge Road	13,390	17,145	3,755
"	566	23-23AB 5 & 19	Colaba Causeway and Lansdowne Road	42,330	46,060	3,730
"	894 (1-2)	40	Apollo Pier Road	15,765	19,170	3,405
"	1155 & 1156	14-18 & 20 @ 30	Esplanade Road	49,655	52,320	2,665
"	1163	144-146	Esplanade Road and Tullock Road	51,105	54,390	3,285
"	1346 & 1540	142-144 & 210	Parai Bazar Street and Churchgate Street.	46,470	50,475	4,005
B	2650-52	28 @ 34	Kambekar Street	3,205	5,495	2,290
"	4200-02	118	New Chinch Bunder Road	10,840	12,960	2,120
C	271 @ 274	140 @ 146	Sk. Memon Street	35,710	42,800	7,090
"	253 @ 257	228-228A- 230	Sk. Memon Street	11,465	15,900	4,435
"	525 @ 527 & 540	333-337 & 259-297	Sk. Memon Street and Janjekar Street	45,875	48,480	2,605
"	790	67 @ 83 & 78	Mumbadevi and Nakhoda Street	22,405	25,445	3,040
"	1297 @ 98 etc.	11 @ 43 & 16 @ 60	Mangaldas Road and Kitchen Garden Road.	54,745	57,595	2,850
"	1332 @ 98	81 @ 95 & 2 @ 10	Patak Wadi and Princess Street	20,350	25,350	5,000
"	1783	310 @ 312, 546 @ 556 & 659 @ 661	Carnac Road, Kalbadevi Road and Girgaum Road	51,560	53,560	2,000
"	1797 (1-2)	476 @ 484	Kalbadevi Road and Princess Street	23,460	25,730	2,270
D	2150-51	166 @ 180	Khetwadi Back Road	36,210	38,925	2,715
"	2267 (1) @ 2270 (2)	301A-301B	Falkland Road	14,405	17,160	2,755
"	2264-65	315-317	Falkland Road	7,255	10,425	3,170
"	3208(1)	16	Ridge Road	5,325	7,610	2,285
"	3468 @ 70	15	Peddar Road	7,100	9,460	2,360
"	3472 (1) & 3453 (2)	13A	Peddar Road	5,295	8,670	3,375
"	3523 (2)	3	Warden Road	7,100	12,420	5,320
"	3647	21	Grant Road Bridge South side	4,565	6,595	2,030
F	303 (4)	9A	Currey Road	7,950	11,160	3,210
G	3083-84 (1,2)	547-548	Mahim Agar	4,745	7,360	2,615

ELECTION & TOWN DUTY

No. T.D./3992/S.R. of 1939-40.

BOMBAY, 19th July 1939.

FROM
THE ELECTION AND TOWN DUTY OFFICER,
BOMBAY MUNICIPALITY.

TO
THE MUNICIPAL COMMISSIONER,
FOR THE CITY OF BOMBAY.

Subject:—Annual Report for the year 1938-39.

SIR,

I have the honour to submit the annual report of the Election and Town Duty Department for the year 1938-39.

1. (1) Town Duty Section.
2. Mr. S. N. Chaubal, B.A., was in charge of the Town Duty Department until its amalgamation with the Election Department with effect from 25-6-1938 from which date the undersigned is in charge.

3. During the year the rates of town duties continued to be the same as in the previous year, i.e., at the maximum rates mentioned in Schedule 'H'.

4. The gross realisations on account of town duties, refunds allowed in accordance with the provisions of Section 195 and the net receipts during the year are shown below with those of the previous year for the sake of comparison.

	1937-38.	1938-39.
	Rs. a. p.	Rs. a. p.
Gross Collections	24,72,322 15 0	25,85,879 10 2
Refunds	10,59,751 15 0	10,12,069 9 0
Net Revenue	Rs. 14,12,571 0 0	Rs. 15,73,810 1 2

5. It will thus be seen that there is an increase of Rs. 1,13,556-11-2 in the gross collections while there is a decrease of Rs. 47,682-6-0 in the refunds allowed. The former is due to increased imports and the latter to the rigid check exercised on the exports and the strict scrutiny of the claims for refund. Thus there is a net increase of Rs. 1,61,239-1-2 in the revenue of the Department made up of a rise of Rs. 1,91,873-10-6 in the receipts from Grain, Sugar, Wines and Spirits, Ghee and Firewood and a fall of Rs. 30,634-9-4 in the receipts from Beer, Ghee substitutes and Timber.

6. The fall in receipts from Beer is attributable to the Prohibition policy of Government, the fall in Ghee substitutes to the increased manufacture of Vegetable product in Bombay and the fall in Timber to the increased use of Cement Concrete in modern building construction.

7. The total number of claims for refund received during the year was 52,022 and the amount refunded was Rs. 10,12,069-9-0 against 50,602 claims and Rs. 10,59,751-15-0 refunded in the previous year.

8. During the year 11,36,222 packages of Sugar and Jagree were stamped with Municipal mark and 75,555 packages of Ghee substitutes were sealed as against 10,84,388 and 4,958 respectively in the previous year.

9. The Ghee tins were, on import into the City, being sealed by the Railways with a string and wax up to 1-4-1938 but as it was suspected that the strings were removed by the exporters and placed on other Ghee tins with the object of claiming refund on the tins on which it was not due, it was decided to seal through Municipal Agency the Ghee tins with signode seals and strappings, as such strapping was considered to be not easily removable, but cases have come to notice in which it is suspected that the strappings are still being removed and placed on other tins. The cost of sealing with signode seals and strapping during the year amounted to Rs. 8,107-13-0 whereas the refunds allowed on account of export of Ghee amounted to Rs. 13,710 out of the total imports of the value of Rs. 2,79,924. The export of Ghee is so small that I do not think that it is economical to continue the present costly method of sealing. I am considering whether it is possible to substitute it by some other cheaper method.

10. The refunds allowed under Rule 23(B) of the Town Duty Refund Rules on sugar-candy manufactured in Bombay and exported outside during the year amounted to Rs. 28,854- A Ghee grading factory has now been established in Bombay to grade ghee according to the standards laid down by the Agricultural Produce (Grading and Marketing) Act, 1937, and the Company having claimed refund of town duty on the analogy of Rule 23 (B) of the Town Duty Refund Rules, sanction of the Standing Committee was obtained to regulate the refunds on such ghee by the addition of Rule 23 (C) which has been confirmed by Government under G. R. No. 8418 of 26-6-1939.

11. During the year the Corporation under their Resolution No. 352 of 8-8-1938 approved of a proposal to levy town duty on "Tinned Provisions" and Government have been requested to amend Schedule 'H' accordingly. This together with the proposal for the levy of town duty on (1) Tea (2) Coal (3) Dates (4) Cement (5) Iron and steel and (6) Paper are still under the consideration of Government. The draft Bill submitted to Government for amending Schedule 'H' by inclusion therein of "Plywood and other kind of wood prepared by artificial process" is also under the consideration of Government. The delay in according sanction to these proposals results in an annual loss of about Rs. 10,00,000 to the Municipality. I therefore think that it is high time to press Government to expedite the necessary legislation.

(2) Election Section

12. Under Section 24 of the Municipal Act, the City of Bombay having been divided into 7 wards, the election roll was issued in seven parts, but by Bombay Act XIII of 1938, the City of Bombay having been divided into 19 wards, the election roll was, during the year, issued in 19 parts. In accordance with Section 19, a *de novo* roll was prepared and published, as required by Section 20 of the Municipal Act, on 20-12-1938. The number of voters according to communities in the various wards was as under:

Ward No.	Europeans.	Anglo-Indians etc.	Hindus.	Parsis.	Mahomedans.	Companies or firms.	Total.
1	969	1,092	2,577	1,560	605	848	7,651
2	179	532	4,709	1,378	832	520	8,150
3	3	85	7,571	51	4,897	832	13,439
4	12	682	4,609	26	8,317	140	13,782
5		28	7,184	49	7,053	197	14,511
6		212	13,936	92	1,106	1,200	16,546
7		1,750	13,884	2,106	395	210	18,345
8	14	591	12,071	3,577	2,553	170	18,976
9	8	292	14,039	338	160	199	15,036
10	375	306	7,646	3,393	720	38	12,478
11	103	1,787	9,807	742	2,052	99	14,590
12	28	1,224	8,472	76	5,856	30	15,686
13	170	2,234	8,844	268	5,379	40	16,935
14	52	946	12,217	726	693	58	14,692
15	36	708	10,726	232	4,497	58	13,257
16	172	330	7,684	1,778	314	42	10,220
17	50	1,370	9,988	180	1,252	50	12,840
18	36	701	14,862	60	842	43	16,544
19	11	237	9,960	194	520	46	10,968
Total	2,118	15,107	1,30,782	16,776	45,043	4,820	2,64,646

13. The roll of delegates contemplated in Section 21A was prepared and published on the due date. The names of the Unions eligible to constitute the Electoral College for the purpose of returning the four labour representatives to the Corporation and the number of voters on the roll of each union were as under:—

Name of Union.	No. of Delegates.
1. B. B. & C. I. Railway Employees' Union	1
2. B. B. & C. I. Railwaymen's Union	3
3. Bombay Girni Kamgar Union (Red Flag)	29
4. Bombay Hair Cutting Saloon Workers' Union	1
5. Bombay Hawkers' Union	2
6. Bombay Mill Workers' Union	25
7. Bombay Municipal Kamgar Sangh	5
8. Bombay Port Trust Employees' Union	3
9. Bombay Presidency Electric Workmen's Union	1
10. Bombay Private Motor Drivers' Union	9
11. Bombay Taxi Drivers' Union	3
12. G. I. P. Railway Workers' Union	8
13. Government Central Press Industrial Employees' Union, Bombay	2
14. Lalbavta Press Kamgar Union	4
15. Municipal Workers' Union, Bombay	5
16. National Seamen's Union of India, Bombay	71
17. Tramwaymen's Union	1
Total	173

14. Since the year 1929 the voting at Municipal elections was by "Ballot cards." As this system led to considerable personation and trafficking in voting papers, the Corporation, *inter alia*, decided to substitute the "Ballot cards" with "Voting Papers" and revise the rules for the conduct of elections. A draft of the revised rules was submitted under M. C's. letter No. EL/968 of 20-4-1938 to the Corporation for approval. The necessary approval was accorded under Corporation Resolution No. 273 of 7-7-1938 and 819 of 22-12-1938 and Government sanction under G. R. No. 8916 of 29th December 1938.

15. During the year there occurred 3 casual vacancies in the Corporation due to the deaths of elected Councillors, but no poll was required to be held for filling them.

16. The last date for receiving Nominations for Ward Elections was fixed on 31-1-1939 and in response to the invitation, under Section 26, of nominations, 171 nominations were received of which one was declared invalid, the name of the nominee not having been enrolled in the Election roll, and the remaining 170 were accepted. The election for all the wards being contested, poll was fixed to be held on 7-2-1939 but before the date of the poll, 6 candidates withdrew leaving 164 candidates in the field for the final contest. The provisional result of the poll was declared on 8-2-1939 and the lists required under Section 28 (k) were made available for public inspection with effect from 8-3-1939. Before the date of publication of the results under Section 32, Mr. S. J. Joshi, a voter in ward No. 6 presented an application in the High Court, under Section 45 of the Specific Relief Act for restraining the Commissioner from declaring the results of the election under Section 32 on the ground that the Municipal Election Roll not having been prepared in accordance with the mandatory provisions of Section 19 (4) was *ultra vires* of the Municipal Act and that the elections held on the basis of such a roll were a nullity. The application was dismissed by the High Court with costs.

17. As the Municipal staff which consisted of about 2,000 ministerial, etc., employees and about 1,000 peons was not adequate for the efficient conduct of elections, Government were approached to declare the Poll day, a public holiday and lend all the available staff to assist the Municipality in the conduct of elections. It is gratifying to note that Government responded to the request by declaring the election day, a public holiday, and lending about 1,889 ministerial, etc., employees and 547 peons. It is necessary to place on record that it would not have been possible for the Municipality to conduct the elections efficiently without this co-operation from Government.

18. As gross personation was a feature of Bombay Municipal elections, elaborate precautions were taken to manage the Poll efficiently. The plans of election mandaps were revised by dividing the mandaps in compartments and sections so as to restrict the activities of personators. The staff were instructed in the duties they were called upon to perform and the Ballot clerks were supplied with original Electors forms, filled in by the Enumerators at the time of enumeration, with instructions to question the voters and compare the answers with the particulars recorded in the Electors forms in order to verify the identity before issue of voting papers. This exercised such a check that it is admitted on all sides, that this year's elections excelled all previous records in respect of what is known as, "the efficient conduct of elections." The percentage of voting was about 46.96 per cent. as against 73 per cent. of 1935. The low percentage is due to the precautions taken in the initial stages of the enumeration, to prevent the creation of pocket boroughs by candidates and to the method of questioning voters before the issue of voting papers.

19. 95 cases of personations or attempts at personations were detected at the elections and handed over to the Police. In, practically, all the cases, the accused were convicted and fined.

20. For the Trade Union Constituency, 10 nominations were received of which two were withdrawn before the date of the Poll which was held on 21-2-1939.

21. There were 9 election petitions of which 6 were dismissed with costs, one was withdrawn and in the remaining two cases viz., Ward No. 4 and Ward No. 11 two of the elected Councillors were unseated, in the former on the ground of disqualification under Section 18 and in the latter on the ground of corrupt practices. I am of opinion that some of the Sections pertaining to Elections are defective and require to be revised. I am submitting my proposals for the revision shortly.

22. The expenditure on the preparation of the roll was Rs. 55,526-0-0 and on printing the voters' list and election roll, Rs. 21,950-0-0. The expenditure for holding the General Elections came to about Rs. 1,33,140-0-0.

I have the honour to be,

Sir,

Your most obedient servant,

A. H. K. SHAIKH,

Election and Town Duty Officer.

APPENDIX

Statement contrasting the Collections, Refunds and Net Revenue from Town Duties for the year 1937-38 and 1938-39.

ARTICLES.	COLLECTIONS.				REFUNDS.				NET REVENUE.			
	1937-38.	1938-39.	Increase in 1938-39.	Decrease in 1938-39.	1937-38.	1938-39.	Increase in 1938-39.	Decrease in 1938-39.	1937-38.	1938-39.	Increase in 1938-39.	Decrease in 1938-39.
	Rs. a. p.	Rs. a. p.	Rs. a. p.	Rs. a. p.	Rs. a. p.	Rs. a. p.	Rs. a. p.	Rs. a. p.	Rs. a. p.	Rs. a. p.	Rs. a. p.	Rs. a. p.
Grain @ 6 pies per maund ..	8,24,689 8 7	8,26,771 1 10	1,02,081 8 3	8,78,071 4 0	8,76,565 5 0	1,505 15 0	4,25,711 4 7	5,32,086 15 10	1,06,375 11 3
Flour @ 6 pies per maund ..	6,120 2 0	15,612 14 0	4,492 12 0	80,027 2 0	81,781 11 0	1,704 9 0
Sugar @ 8 annas per cwt. ...	9,81,252 13 3	9,89,445 6 3	8,192 9 0	6,08,078 5 0	5,66,458 9 0	41,614 12 0	8,73,179 8 3	4,22,986 13 3	49,807 5 0
Wines and Spirits @ annas 4 per Imperial gallon ..	1,12,923 15 1	1,21,279 6 7	8,356 7 6	6,362 13 0	5,156 14 0	1,205 15 0	1,06,560 2 1	1,16,122 8 7	9562 6 6
Beer @ 6 pies per Imperial Gallon..	40,737 14 9	38,149 12 0	2,588 2 9	5,412 10 0	5,105 4 0	307 6 0	35,325 4 8	33,044 8 0	2280 12 9
Ghee @ 10 annas per Quarter ..	2,60,404 4 11	2,79,924 6 8	19,520 1 9	16,568 4 0	13,709 18 0	2,858 7 0	2,43,806 0 11	2,66,214 9 8	22,408 8 9
Ghee Substitutes @ 10 annas per Quarter ..	6,811 7 0	5,219 10 3	1,591 12 9	2,699 5 0	1,766 7 0	902 14 0	4,112 2 0	3,423 3 3	688 14 9
Timber @ 2 1/2% on market value ..	2,06,310 8 11	1,79,588 14 1	26,722 7 10	12,507 4 0	11,545 10 0	961 10 0	1,95,708 1 11	1,68,036 4 1	27,672 13 10
Firewood @ annas 6 per Ton ..	28,178 7 6	31,895 2 6	3,719 11 0	28,178 7 6	31,895 2 6	3,719 11 0
			1,46,963 2 6	32,906 7 4			1,704 9 0	49,388 15 0			1,91,873 10 6	30,634 9 4
			32,906 7 4	1,704 9 0			30,634 9 4
Total ..	Rs. 24,72,388 15 0	25,55,879 10 2	1,19,558 11 2	10,89,751 15 0	10,12,069 9 0	47,662 6 0	14,12,571 0 0	15,73,810 1 2	1,01,239 1 2

177

A. H. K. SHAIKH,
Election and Town Duty Officer.

CITY ENGINEER'S DEPARTMENT

No. C. E. S. R. 3314 of 1939-40.

BOMBAY, 22nd June 1939.

FROM

THE CITY ENGINEER.

TO

THE MUNICIPAL COMMISSIONER.

FOR THE CITY OF BOMBAY.

SUBJECT:—Administration Report for the Year 1938-39.

SIR,

1. I have the honour to submit herewith the Annual Report on the working of the City Engineer's Department for the year 1938-39.

2. The Report is arranged under the following heads:—

- (1) Architectural Branch.
- (2) Inventory of Municipal Properties.
- (3) Private Building Construction including acquisition of setbacks.
- (4) Mechanical Branch.
- (5) Works Branch.
- (6) Removal of Town Refuse to Deonar.
- (7) Special Works—Drainage Scheme for the North of the Island.
- (8) Slum Clearance and Improvement.

I.—ARCHITECTURAL BRANCH.

Upkeep and Repairs of Municipal Buildings.

3. The upkeep and maintenance of Municipal buildings was carried out by contract as in the previous years. The City was divided into 3 divisions as under to facilitate the work:—

Division No. I.—A, B, C and D Wards.

Division No. II.—E/East and F Wards and Dharavi Scheme No. 56 in G/North Ward including Matunga Leper Home and Kurla Deonar.

Division No. III.—E/West and G Wards excluding Dharavi Scheme No. 56 in G/North Ward and including Bandra Slaughter House.

4. Messrs. Anna Dada & Co. were the Contractors for Annual Repairs and Petty Works except Annual Monsoon Repairs to the ex-Trust and Municipal properties in Division No. I, Mr. Lallubhai G. Contractor for Division No. II and Messrs. Desai Lallubhai & Co. for Division No. III. Their quotations were 14.6%, 11½% and 9.33% below schedule rates for Divisions Nos. I, II and III respectively.

5. Messrs. Bhopal Anna & Co. (subsequently Messrs. Anna Desai & Co.) were contractors for painting work and their quotation was 7% above schedule rates.

6. The cost of maintenance and repairs works entrusted to Petty Works Contractors amounted to Rs. 4,32,875/-.

7. Painting work entrusted to the Painting Contractors amounted to Rs. 42,215/-.

8. A separate contract for colour and white-washing to the Municipal acquired properties and ex-Trust properties was entered into with (1) Messrs. Maknaji Jethmal & Co. for Division No. I at 3% below schedule rates, (2) Mr. Tukaram Daji Javalekar for Division No. II at 5% below schedule rates and (3) Messrs. Karsandas Jethabhai & Co. for Division No. III at 6½% above schedule rates. The value of the work entrusted to these contractors was Rs. 23,413/-.

9. Messrs. Shivalal Pithaji & Co. were contractors for Monsoon Repairs to these properties for A, B, C, D, and E/West Wards and their rate was 7½% below schedule rates and Mr. Daya Lakha for E/East and F Wards at a rate 3% above schedule rates and for G Ward, at a rate 2% below schedule rates. The total cost of works entrusted to the two contractors amounted to Rs. 31,631/-.

10. The total cost of all the works entrusted to the contractors thus amounted to Rs. 5,30,134/-.

11. In addition to the works carried out by various contractors mentioned above, works requiring immediate attention and others which it was desirable to execute by employing our own labour and material were carried out departmentally at a cost of about Rs. 2,12,816/- with satisfactory results.

12. The total number of properties, Municipal and ex-Trust, dealt with during the year was as follows:—

734	Properties originally belonging to the Municipality.
115	Properties acquired in connection with Municipal Development Schemes.
838	Properties acquired for the ex-Trust Development Schemes.
158	Blocks of Permanent Chawls and Buildings.
254	Blocks of semi-permanent sheds belonging to the ex-Trust.
<u>2,099</u>	

13. Out of the above properties, 77 buildings which were either found to be in unsound condition or required for Development schemes, were sold for demolition by public auction and the sale proceeds realized in respect thereof amounted to Rs. 39,801/-.

14. The following Loan Works were carried out either partly or wholly, during the year under review:—

III—Education, Primary.

15. Construction of a school building at Mastan Tank was taken in hand and its foundation was laid before the end of the year. The work is in progress. The contractors for this work are Messrs. Kotwal & Co.

Construction of a school building at Dongri was commenced in February 1939. The work is in progress. The amount spent during the year is Rs. 1,790/- against the Revised Budget Grant of Rs. 50,000/- for the year for Municipal School Buildings. The contractors for this work are Messrs. Banker & Son.

The work of additions and alterations to the Sick Bullock Hospital at Souter Street to convert it for use as a school building and offices was completed during the year. The amount spent was Rs. 34,550/- against the Budget Grant of Rs. 36,136/-. The contractors for this work were Messrs. Desai Lalubhai & Co.

VI—Medical Relief and Education.

16. Construction of a new ward in the General Unit with covered passages and roads leading to them at the Arthur Road Hospital was completed during the year and the work was commenced in the remaining ward in the Small-Pox Unit. The amount spent during the year was Rs. 34,040/- against the Budget Grant of Rs. 35,505/-. The contractors for the ward in the General Unit were Messrs. Shivalal Pithaji & Co. and for the ward in the Small-Pox Unit Messrs. Tejoo Kaya & Co. Half the cost of the ward in the General Unit only is to be recovered from the Governor's Hospital Fund.

Construction of Nurses' Quarters and Store-room at Arthur Road Hospital was completed. Against the Revised Budget Grant of Rs. 16,125/-, the amount spent during the year was Rs. 15,500/-, half of which is to be recovered from the Governor's Hospital Fund. The contractor for this work was Mr. K. G. Kermani.

Construction of Lady Students' Hostel for the G. S. M. College was entirely completed during the year and the building was occupied. The amount spent during the year was Rs. 15,525/- against the Budget Grant of Rs. 16,147/-. The contractor for this work was Mr. K. G. Kermani.

Extension of the K. E. M. Hospital.—The construction of an additional storey over ward pavilion No. 3 was entirely completed and the same occupied during the year. An additional storey was proposed on ward pavilion No. 4 in place of ward pavilion No. 2 as originally intended. This work was commenced in the month of November 1938 and is nearing completion. The contractors for this work were Messrs. Dewji Dharsi & Son.

Ministerial Staff Quarters.—This work was commenced in January 1939 and had reached 2nd floor level at the end of the year. The contractors for this work are Messrs. Dewji Dharsi & Son.

17. The following works were also carried out during the year :—

- (a) Lavatory Block for menials.
- (b) Providing a shed in the centre of the open space for out-patients.
- (c) Construction of a washing place for the use of hospital servants.
- (d) An additional storey over mortuary block.
- (e) Store behind the garage.
- (f) Welfare centre over Chauffeurs' quarters.
- (g) Extension of a store and electro-cardio graph rooms.

Contractors for all these works were Messrs. Dewji Dharsi & Son.

The amount spent on the K. E. M. Hospital extension scheme during the year was Rs. 1,09,602/- against the Budget Grant of Rs. 1,15,000/-. Half the cost of these works was proposed to be met from the Governor's Hospital Fund.

VII—Street Cleansing and Conservancy.

(Construction of Stables, Chawls and Office at Kasarwadi.)

18. Construction of 76 permanent rooms at Kasarwadi was completed. The amount spent during the year was Rs. 71,820/-.

Construction work of office building, stables for 80 bullocks and water tank at Kasarwadi was completed at a cost of Rs. 59,500/- against the Budget Grant of Rs. 65,430/-. The contractors for these works were Messrs. Tejoo Kaya & Co.

XI—Fire Brigade.

19. Construction of a new Fire Brigade Station at Gunbow Street on plots 48-49, Hornby Road to Ballard Pier Scheme, with two additional floors for Ward Offices of Assessment and Architectural Department was completed at an additional cost of Rs. 82,000/- against the Budget Grant of Rs. 82,903/-. The contractors for this work were Rao Saheb Dewji Dharsi & Son.

XIV—Markets and Slaughter Houses.

(Construction of a Market at Gold Mohor Castle, Byculla with Carriageway, footpath, drainage and lighting, etc.)

20. This work was completed during the year. Amount spent was Rs. 76,000/- against the Budget provision of Rs. 89,156/-. The contractor was Mr. F. E. Cooper.

Additions and improvements in Dadar Market.—This work was carried out through Petty Works Contractors Messrs. Desai Lallubhai & Co. The accounts are being adjusted.

Additions and improvements in Bandra Slaughter House.—The work was also carried out through Petty Works Contractors Messrs. Desai Lallubhai & Co. and the accounts are being adjusted.

S. P. Rooms.

21. 25 S. P. Rooms were constructed in Sion-Matunga Scheme during the year at a cost of Rs. 19,000/- against the Budget Grant of Rs. 20,000/- through Messrs. Dewji Dharsi & Son.

Construction of 200 S. P. Rooms in Scheme 52, Worli, with an office and shops in two localities was taken in hand and an amount of Rs. 13,500/- spent during the year against the Budget Grant of Rs. 44,303/-. The contractors were Messrs. Dewji Dharsi & Son.

Construction work of 250 S. P. Rooms with a school and 10 shops was commenced in Scheme 57, Sewri-Wadala, and a major portion was completed. The amount spent during the year was Rs. 1,75,700/- against the Revised Budget provision of Rs. 1,85,000/-. The contractors were Messrs. Dewji Dharsi & Son.

Construction of 124 S. P. Rooms was started at Naigaum and a major portion of it was completed. The amount spent during the year was Rs. 47,600/- against the Budget Grant of Rs. 75,000/-. The contractors were Messrs. Dewji Dharsi & Son.

Construction of 96 rooms at Suparibaug Road Chawls and 82 rooms near Tata Mills, Dadar, was completed by Messrs. Tejoo Kaya & Co.

The Plans and estimates for works of sanitary conveniences provided under Loan Works Budget 1938-39 were approved by the Corporation under their Resolution No. 860 of 9-1-1939 and the works were in progress at the close of the year.

22. The following "New Works" were carried out during the year:—

Latrines and Urinals.

(Completed works.)

23. Construction of a 6-seated urinal at Bandra Slaughter House at a cost of Rs. 1,830/-.

Construction of public conveniences at Gowalia Tank Recreation ground at a cost of Rs. 1,651/-.

Construction of a one-seated W.C. at Gowalia Tank Office at a cost of Rs. 648/- and of a urinal at 496, DeLisle Road near Bakrika Adda, at a cost of Rs. 354/-.

Construction of public conveniences at the junction of Ardeshir Dady Cross Lane and C. P. Tank Street at a cost of Rs. 1,345/-.

Provision of a urinal in the Lane off Thakurdwar near the S. S. Bengali Girls' School. Accounts are being adjusted.

Construction of a urinal at Jerbai Wadia Road at a cost of Rs. 1,547/-.

(Work in progress.)

The work of constructing urinals and a W.C. at Wittet Road, Ballard Estate, was in progress at the close of the year.

Chawls and Stables.

(Completed works.)

24. The work of providing R.S. Beams below the slabs at Valpakhady Municipal Chawls at a cost of Rs. 2,012/-.

Providing and fixing sinks with drainage fittings in A, B and C Blocks of Suklaji Street Chawls at a cost of Rs. 942/-.

Providing a rubble wall to prevent the washing away of earth during monsoon at Palton Road Stables at a cost of Rs. 1,135/-.

Raising of compound walls on the south and west and providing a C.I. Sheet wall on the east side of Agripada Stables at a cost of Rs. 1,419/-.

Providing sky-lights and wooden louvres all round with centre ridge ventilator for the use of the Health Department Begaris Chawl at Tankpakhady at a cost of Rs. 5,729/-.

(Work in progress.)

25. The work of constructing 24 bath-rooms for females for Health Department Chawls at Tardeo was in progress at the close of the year.

Markets and Slaughter Houses.

(Completed works.)

26. Converting Chandanwadi Municipal Market into a school building at a cost of Rs. 9,782/-.

Construction of 20 semi-permanent rooms at Bandra Slaughter House. Accounts are being adjusted. The contractor for this work was Mr. D. B. Joshi.

Construction of 6 new Egg stalls at A. C. Market at a cost of Rs. 1,411/-.

Providing W. I. Gates to the 5 entrances of Dadar Market at a cost of Rs. 1,378/-.

Construction of a covered washing place at A. C. Market. Accounts are being adjusted.

The work of shifting the Fish Section of the A. C. Market to the present Head, Levers' Section at a cost of Rs. 2,695/-.

Providing rat proof cement concrete pavement in the Fish Section at A. C. Market—Cost Rs. 823/-.

The work of fixing X.P.M. to the windows and openings in the wholesale and retail Beef Section at A. C. Market—Cost Rs. 316/-.

Providing angle iron fencing in the Cattle Shed at Bandra Slaughter House at a cost of Rs. 496/-.

(Work in progress.)

Constructing a Dustbin shed and a screen wall for the same at A. C. Market was in progress at the close of the year.

Fire Brigade.

27. Paving of the open spaces and passage in the compound of Gowalia Tank Fire Brigade Station with Shahabad stone pavement at a cost of Rs. 286/-.

Work of diverting the 6" S. W. Pipe drain running under the rear portion of the Engine Room of the Head Quarters Fire Brigade Station, Byculla—Cost Rs. 194/-.

Hospitals and Colleges.

28. Work of providing white-glazed tiles for clados of walls, etc., of Venereal Diseases Clinic at a cost of Rs. 1,242/-.

Gardens and Open Spaces.

(Completed works.)

29. Providing a suitable fencing round the two tombs in the Victoria Gardens at a cost of Rs. 949/-.

Construction of a wooden chowkie for the watchman at Shiwaji Park at a cost of Rs. 449/-.

(Works in progress.)

Construction of an enclosure for Giraffes in Victoria Gardens.

Construction of a temporary Giraffe House in Victoria Gardens.

Cemeteries.

30. Work of providing a masonry wall round the Hindu Burning and Burial Ground at Mahim was carried out through Messrs. Kora & Bhatt at a cost of Rs. 8,400/-, half of which was borne by the Municipality.

The work of filling in the low-lying ground and of providing a washing place with drainage arrangement for Alia Bohra Cemetery at Haines Road was in progress.

Miscellaneous.

31. The work of constructing a temporary shed (for taking meals) and a washing place for the menial staff at Kuria Deonar, was in progress at the close of the year.

The work of constructing shelters for depot coolies of the Works Branch in A, D, E/West and G/South Wards was carried out. Accounts are being adjusted.

Paving Dustbin sheds at about 50 places in the City carried out at a cost of Rs. 1,907/-.

The work of constructing a kitchen room adjacent to the Engineer's Quarters at Matunga Pumping Station was carried out at a cost of Rs. 631/-.

The work of erecting a hoarding on the Municipal vacant land between Kamatipura th and 8th Street by the side of the premises bearing Street No. 81 was carried out at a cost of Rs. 1,076/-.

The work of making an archway for the Ambulance to gain access to the Main Road at Arthur Road Ambulance Station was carried out at a cost of Rs. 465/-.

The work of providing S. W. drainage arrangement at the Mahalaxmi Dhobighat was carried out. The accounts are being adjusted.

Plans, Estimates and Designs.

32. In addition to 2,048 estimates for repairs and maintenance works, 204 plans and 45 estimates for new works including proposals for the extension of K. E. M. Hospital, school buildings, markets, tuberculosis hospitals, S. P. and permanent chawls estimated to cost about Rs. 26,20,944/- were prepared and submitted for the sanction of the Corporation during the year under report.

Lay-out plans for the development of ex-Trust and Municipal lands in different schemes were prepared during the year under report.

Tenders for the following works in addition to the works already in hand were invited during the year and were submitted to the Standing Committee and the Corporation for their consideration :—

	Estimated cost.
	Rs. a.
(1) Head Office extension building	9,31,000 0
(2) Additional buildings in the compound of Lord Harris School at Dhobitalao	15,320 0
(3) Constructing and equipping additional buildings in the compound of Turner Sanatorium at Bhoiwada	98,300 0
(4) Nurses' Quarters at Bellasis Road Maternity Home	27,700 0
(5) Construction of 74 rooms at Kasarwadi in order to complete the whole scheme	94,570 0
(6) Construction of chawls, etc., at the Camp at Chembur (Under orders of the Standing Committee the tenders are to be re-invited.)	1,29,455 0
(7) Providing amenities to S. P. rooms at Dharavi	50,590 0

Special Repairs.

33. The work of carrying out special repairs, including conversion of privies into water closets, to properties acquired in connection with the various development schemes in the north of the Island, which are not likely to be demolished in the course of the next 15 years, was continued during the year under report, meeting the cost thereof from the funds specially provided for the purpose. It will also be continued during the next year, especially the work of converting privies into water closets on full flushing system, with the available balance of budget grant.

II. INVENTORY OF MUNICIPAL PROPERTIES, 1938-39.

34. The lists of Municipal properties in A to G Wards have been completed and brought up to date, and the same have been forwarded to the Assessment Department for verification.

35. In addition to recording and revising the entries in the Register of Municipal properties, the Inspector in charge had to attend to the references received from various Departments for investigation of title of Municipal properties, demarcation of boundaries, marking out encroachments, in the course of his duties.

36. Information as regards sales of properties in various parts of the City was also brought from time to time from the Collector's Office for ascertaining the rate of set-back lands.

III. PRIVATE BUILDING CONSTRUCTION.

(Including Setbacks.)

37. The number of applications received under Section 337 for the erection of new buildings and under Section 342 for alterations to existing buildings, during the year under report, as compared with those received during the preceding four years is as follows :—

Year.	Under Section 337.	Under Section 342.	Total number of buildings dealt with.	Total number of applications.
1934-35	933	1,001	1,934	3,095
1935-36	979	1,096	2,075	3,704
1936-37	1,132	953	2,085	3,904
1937-38	1,241	1,165	2,406	4,807
1938-39	1,168	1,129	2,297	4,306

NOTE.—Two or more modified proposals are generally received in connection with one and the same building, hence the difference between the figures in the last two columns in the above table.

38. The majority of the plans were conditionally approved.

Setbacks.

39. The policy regarding the acquisition of setbacks on important roads mentioned in the last two reports has been continued as can be seen from the following comparative statement of amounts spent for the acquisition of setbacks in the City from 1919-20 to 1938-39 :—

Year.	Paid from Capital.		Paid from Revenue.		Total.	
	Rs.	a. p.	Rs.	a. p.	Rs.	a. p.
1919-20	2,90,531	5 11	1,28,517	15 6	4,19,049	5 5
1920-21	1,51,295	12 9	1,04,158	0 9	2,55,453	13 6
1921-22	3,17,488	10 10	1,93,059	0 1	5,10,547	10 11
1922-23	3,99,887	12 4	1,00,083	11 11	4,99,971	8 3
1923-24	5,99,056	0 3	5,99,056	0 3
1924-25	5,50,150	0 0	2,71,376	3 3	8,21,526	3 3
1925-26	4,09,538	2 9	4,09,538	2 9
1926-27	4,74,152	11 1	64,976	13 4	5,39,129	8 5
1927-28	5,64,794	0 5	5,64,794	0 5
1928-29	4,72,161	10 9	4,72,161	10 9
1929-30	3,77,125	0 6	3,77,125	0 6
1930-31	3,52,637	0 0	3,52,637	0 0
1931-32	1,46,535	7 4	1,46,535	7 4
1932-33	2,28,187	8 1	2,28,187	8 1
1933-34	1,62,217	13 11	1,62,217	13 11
1934-35	68,859	11 8	68,859	11 8
1935-36	1,59,310	14 3	1,59,310	14 3
1936-37	3,40,123	11 4	3,40,123	11 4
1937-38	5,74,795	2 4	5,74,795	2 4
1938-39	9,37,936	9 8	9,37,936	9 8

40. The amount spent in acquiring setbacks this year exceeds that of the last year by about Rs. 3,63,141-7-4. It would be necessary to allocate larger amounts from year to year for this purpose, as acquisition of setbacks in congested localities goes a long way in reducing slums. The policy of paying the amounts of setbacks in two or three annual instalments has enabled the acquisition of costly setbacks in important localities. In a few cases setbacks have been acquired through private negotiations which would not have been possible till the proposed amendments to Section 298 came into force.

41. The liabilities outstanding for lands sanctioned to be acquired for setbacks amounted to Rs. 16,66,488-13-2. This includes Rs. 62,441-14-4, for setbacks which have been acquired and leased to the house-owners concerned on certain terms and conditions. The compensation therefor becomes payable on the termination of the lease in each case.

42. Steps are being taken from time to time to cancel the old liability in cases which become time-barred. During the year under report liability on account of such cases to the extent of about Rs. 20,370-12-0, was cancelled and further liability will be cancelled as opportunities occur.

43. Considerable progress has been made in prescribing regular lines or substituting fresh ones as can be seen from the following list and further efforts are being made to widen the roads as far as possible to suit the requirements of modern traffic :—

- (1) Prescribing regular line along Elphinstone Road between Gokhale Road South upto the toe of Elphinstone Bridge (West side).
- (2) Revising regular line at the corner of Vithalbhai Patel Road to Cawasji Patel Tank Street.
- (3) Revising regular line along Girgaum Road between Sandhurst Road and Kennedy Bridge.
- (4) Prescribing an arcade line for the portion of Esplanade Road between Ash Lane and Meadows Street.
- (5) Prescribing regular line at Khattaralli Cross Lane.
- (6) Prescribing regular lines for :—
 - (1) Telwadi (West) from Vithalwady upto the portion declared public.
 - (2) Vithalwady Cross Lane.
 - (3) Telwadi (East) from Vithalwady Northwards upto C. S. No. 1519.
 - (4) Satta Gully from Shaikh Memon Street to C. S. No. 1488.
 - (5) Telwadi on C. S. No. 1526.

- (7) Prescribing a curve at the junction of Siri Road and Dadi Seth Road.
- (8) Prescribing regular lines for :—
- (1) Kelewady Lane and lane between Bora Cemetery and Mohamedan Cemetery.
 - (2) Opening out road from the junction of Queen's Road and Charni Road through Gaiwadi to meet Girgaum Road.
 - (3) Opening out new road through Gaiwady starting from proposed new road to Mangalwadi.
- (9) Prescribing regular line for Ghorupdeo Cross Lane between Ghorupdeo Road and Connaught Cross Road.
- (10) Revising regular line for the portion of Banganga Road.
- (11) Prescribing regular line at Bhai Jiwanji Lane.
- (12) Prescribing regular line for the portion of Esplanade Road between Hope Street and Fuller Road.
- (13) Revising regular line at the junction of Cadell Road and 50 feet road in front of C. S. No. 356, Mahim Division.
- (14) Laying out a new road in continuation of Mahim Bazar Cross Road to meet the Sea Face.
- (15) Prescribing curves for 20 feet road at the junction of Sayani Road, East and West side.
- (16) Extending Parsi Bazar Street (60 feet new lay-out) from Bomanji Street to meet Maruti Street.
- (17) Prescribing regular line at Nowroji Seth Street (Girgaum Road).
- (18) Revising regular line at Bellasis Road and Falkland Road junction.
- (19) Revising regular line at Tadwadi between Girgaum Road and Sonapur Street.

44. Further in respect of the clearance of slums in Kamathipura and the area covered by Marine Streets, I have in view the following proposals for prescribing or revising regular lines :—

- (a) Revising regular lines along Manaji Rajuji Road, Stable Street and Bapty Road so as to ultimately widen them to 60', 50' and 50', respectively.
- (b) Revising regular lines along Wellington Street and Trinity Street so as to widen them to 50 feet and extend Wellington Street to meet Lohar Street.
- (c) Prescribing regular line along Dady Suntok Lane to widen it to 40 feet.

Enforcement of Building Regulations.

45. 1,819 Summonses were issued against house-owners under various Sections of the Municipal Act with the result shown in the following statement :—

Section of the Act.	No. of prosecutions.	No. of cases withdrawn or complied with.	No. of cases in which parties were warned or discharged.	No. of convictions.	No. of postponements falling during the year 1938-39.	Amount of fines.	
						Rs.	a. p.
231	230	83	38	55	54	556	14 6'
243 (3)	23	12	2	7	2	58	7 0
257	243	108	43	66	26	879	5 8
258	5	1	1	1	2	10	0 0
259 A	3	1	1	1		10	0 0
308	547	360	6	137	44	2,278	8 0
326	6	3	1	1	1	20	0 0
337	151	90		30	31	1,275	4 0
342	128	66	8	13	41	417	0 0
347 A	3	2		1		50	0 0
349	9	4		4	1	60	0 0
329	1				1		
353	18	8	1	4	5	160	0 0
353 A	45	22	2	4	17	670	0 0
356	12	7		5		80	0 0
377 A (1)	15	12	2		1		
Bye-law 40	1	1					
354	379	225	15	63	76	2,992	10 2
Total	1,819	1,005	120	392	302	9,518	1 2

Add the amount of fines in old postponed cases inflicted during the year 1938-39

Rs. a. p.
290 15 0

Total ... Rs. 9,809 0 2

46. 1,170 Notices were issued under Section 354 of the Municipal Act for the removal of unsafe structures. Out of these 733 were complied with and the remaining 437 were pending at the close of the year.

47. Out of the 260 notices under Section 354 pending at the close of the previous year, 229 were complied with and the remaining 31 were still pending at the close of the year.

48. 18 buildings or portions thereof fell during the year under report. There were no casualties in 14 cases. In 4 cases 11 persons were injured and 4 killed.

49. Action was taken under Section 349 of the Municipal Act in 53 cases for the summary removal of huts or walls made of inflammable materials. Out of these 39 were complied with and the remaining 14 were pending at the close of the year.

50. The 33 cases under Section 349 which were pending at the close of the previous year were all complied with during the year under report.

51. Applications were made to the Standing Committee for the removal of unauthorized works in 2 cases. In both the cases the works were removed by the parties.

52. In one case which was pending at the close of the previous year, the work was removed by the party.

53. 4,516 notices were issued under Section 308 of the Municipal Act for the removal of unauthorized projections. Out of these 4,100 notices were complied with and the remaining 416 were pending at the close of the year.

54. Out of the 574 cases under Section 308 which were pending at the close of the previous year, 571 were complied with and the remaining 3 cases were still pending at the close of the year.

55. During the year under report 1,581 stall-boards and weather-frames were permitted and 1,619 unauthorized projections were removed.

56. The total income from stall-boards and weather-frames during the year under report amounted to Rs. 1,25,067-6-6, as against Rs. 1,23,182-2-8, for the previous year. The total number of stall-board and weather-frame projections permitted is 7,439.

57. The following statement shows the expenditure incurred and income derived during the course of the last three years on account of temporary projections such as stall-boards and weather-frames :—

Year.	Staff.		Income.	Expenditure.	Net income.
	Sub-overseer.	Clerks.			
			Rs. a. p.	Rs. a. p.	Rs. a. p.
1936-37	13	3	1,03,310 1 4	18,784 8 0	85,525 9 4
1937-38	17	4	1,23,182 2 8	22,524 15 0	1,00,657 3 8
1938-39	17	4	1,25,067 6 6	24,146 13 0	1,00,920 9 6

58. The net income derived by the Municipality in the form of fees from these projections during the year under report was Rs. 1,00,920-9-6, out of which Rs. 75,046 were derived from the stall-boards and if all these stall-boards are to be done away with, the Municipality will lose this amount every year.

59. The problem of controlling projections on streets such as weather-frames, awnings and stall-boards is getting difficult day by day. The stall-board has become the subject of criticism in the press and it seems the pedestrians do not like these while the shop-keepers are very keen on having them.

60. There is no doubt that these stall-boards do cause obstructions to pedestrian traffic to a certain extent and a report is already made to the Corporation recommending a policy of with-holding permits on important streets and granting them on unimportant and less busy streets and their final decision in regard to the policy on the subject is awaited. In the meantime fresh permits for such projections on important streets such as Girgaum Road, Thakurdwar Road, Bhuleshwar Road, Kalhadevi Road and street corners are not issued and steps are being taken not to renew existing permits at such places.

61. In all 10,376 notices were issued under the following Sections of the Municipal Act:—

Section of the Municipal Act.	Number of notices.
231	1,574
243 (2)	151
257 (1) (a)	1,994
298	51
299	39
308	4,516
329	44
349	53
351	50
351 (2)	3
353	118
354	1,170
354-A	441
377-A (1)	108
488	64
Total Number of Notices.	10,376

62. During the year under report 1,861 buildings were surveyed by the ward staff with a view to register newly constructed tenements in the City.

63. The following statement shows the number of tenements newly constructed:—

Ward.	Number of one-room tenement.	Number of two-room tenements.	Number of larger tenements usually known as blocks.
A	323	38	651
B	97	2	1
C	629	223	65
D	160	122	223
E	479	27	56
F	621	925	560
G	1,029	971	402
Total	3,338	2,308	1,958

64. The following statement shows the number of tenements demolished during the year:—

Ward.	Number of one-room tenement.	Number of two-room tenements.	Number of larger tenements usually known as blocks.
A	136	11	22
B	30	5	7
C	329	25	45
D	213	27	47
E	178	7	1
F	212	38	1
G	395	53	1
Total	1,493	166	121

General.

65. In my last report I had stated that since the appointment of the Special Officer for the revision of the Building Regulations and Bye-laws the work was proceeding satisfactorily. I am glad to state that the draft amendments to the existing bye-laws are now ready. Many new regulations and bye-laws of far reaching effect have been drafted. They are now being printed in a book form which will be ready in a short time. They will then be circulated amongst all the licensed surveyors and other public bodies in Bombay to elicit opinion and to invite suggestions and criticism.

66. The following will give a general idea of the nature and amount of work done in this connection and the field covered by the proposed amendments. The bye-laws contemplate taking action for—

- (1) Preventing sub-divisions of building plots below a certain minimum area.
- (2) Making it incumbent on the owner to submit development plans of his land, requiring him to construct roads within his premises of certain widths specified at his own cost and with such alignment as would fit in with the future scheme of streets in the locality.
- (3) Dividing the City into zones with special rules for each zone.
- (4) Obtaining powers to acquire parts of buildings in setback whenever so required by the Municipality.
- (5) Prescribing regular lines on house gullies to eventually connect them into service passages of at least 10 feet width.
- (6) Amending Section 337 of the Act so as to discourage partial repairs to old buildings and to accelerate their early demolition.
- (7) Amending Sections 349-A and 349-B to allow buildings of greater heights than 70' and to regulate the heights on the basis of unit of floor of 11' height.
- (8) Enforcing lighting of passages, staircases, washing-places and water-closet blocks in buildings at night.
- (9) Demanding servants' quarters and garage accommodation within the owner's own premises for the tenants in residential buildings.
- (10) Demanding garage accommodation for public buildings, theatres, warehouses, etc., within their own premises.
- (11) Demanding special appliances for water lifting, fire escapes and passenger lifts for residential buildings above certain heights.
- (12) Powers to prescribe building lines, in addition to setback lines on certain streets.
- (13) Prescribing lines at the junctions of streets for ensuring visibility.
- (14) Controlling elevations of buildings along important streets from architectural point of view.
- (15) Clearly defining the front and rear face of a building and demanding rear open space throughout its rear even if the building is at the junction of two streets.
- (16) Demanding front and rear open spaces within the scheduled area.
- (17) Demanding at least 5 feet open space at the sides of a building within each owner's premises so that no two buildings can be less than at least 10 feet apart.
- (18) Giving the advantage of a neighbouring open space left under the Bye-laws to an adjoining owner only to the extent of the open space that he proposed to leave within his own premises adjacent to such open space.
- (19) Deleting the light plane altogether and applying 63½° rule to the side open space on which a living room abuts.
- (20) Prescribing the minimum area of a single-room tenement, double-room tenement and higher rooms tenements by drafting new Bye-laws to substitute the present Bye-law 42. It is laid down that a single-room tenement must have at least an area of 170 sq. feet which will be allowed to be divided by a dwarf partition into two compartments of 100 sq. feet and 70 sq. feet to afford privacy to females in such a tenement which is absolutely necessary.
- (21) Licensing of R.C.C. Specialists, Clerks of Work and Building Contractors.

67. It will be evident from the above that a good deal of work still remains to be done by way of preparing special rules for zoning, for steel structures and reinforced concrete work, etc. Further work will also have to be done in amending the Sections after criticism and suggestions are received from the Architects, Licensed Surveyors and public bodies interested in this problem. It is also necessary in this connection to prepare a 'master plan' for the whole of Bombay. This 'master plan' should serve as a guide for future development of Bombay and no scheme prepared by any authority whether it be the Municipality, the Government, the Railways, or the Port Trust, etc., should be allowed to be put into operation if the same does not fit in with this plan. All this work cannot be carried out with the present staff and the services of the Special Officer will have to be continued at least for another year.

IV. MECHANICAL BRANCH.

(A) Municipal Workshops.

68. The Municipal Workshops worked satisfactorily during the year. The total expenditure on works carried out aggregated Rs. 3,46,689/- against Rs. 2,63,985/- of the preceding year and Rs. 2,52,084/- of the year 1936-37, showing an increase of Rs. 82,704/- on the figures of the preceding year. This was due to a large number of jobs being entrusted to the shops. The number of jobs carried out being 5,319, against 5,408 of the preceding year.

69. The expenditure incurred on labour and stores was as follows:—

Departmental Works.		Rs.	a.	p.
Labour	..	1,61,557	0	0
Stores	..	1,73,325	0	0
		3,34,882	0	0
Supervision	..	10,465	0	0
Total		3,45,347	0	0

Private Works.		Rs.	a.	p.
Labour	..	501	0	0
Stores	..	563	0	0
		1,064	0	0
Supervision	..	278	0	0
Total		1,342	0	0

70. The total expenditure on the upkeep and the overhead charges amounted to Rs. 68,865/- (upkeep Rs. 22,467 + Rs. 46,398 overhead charges) which represent a proportion of nearly 20 per cent. on the expenditure incurred on labour and stores in the execution of work against 25.6 per cent. of the preceding year. The details of the upkeep and overhead charges for the year as well as for the preceding year were as follows:—

	1937-38.	1938-39.
Labour	Rs. 13,207 0 0	Rs. 12,652 0 0
Stores	2,908 0 0	3,738 0 0
Electric charges	3,293 0 0	6,077 0 0
Coal and Coke	3,900 0 0	
	Rs. 23,308 0 0	22,467 0 0

B. "Overhead Charges" (which include Establishment, Telephone Service, Printing and Stationery, Contingencies, etc.)

	1937-38.	1938-39.
Establishment—		
(a) Permanent	39,457 0 0	39,334 0 0
(b) Allowances	1,700 0 0	1,768 0 0
Repairs to buildings	358 0 0	1,269 0 0
Repairs, miscellaneous	203 0 0	84 0 0
Rent for telephone	96 0 0	99 0 0
Printing	701 0 0	781 0 0
Stationery	198 0 0	239 0 0
Contingencies, miscellaneous	413 0 0	356 0 0
Clothing	111 0 0	96 0 0
Books and Deadstock	148 0 0	447 0 0
Depreciation	950 0 0	1,915 0 0
	Rs. 44,335 0 0	46,398 0 0

71. The income from the sale of unserviceable material, weighment fees, fees for ambulances, etc., under 9—Mechanical, Miscellaneous, Miscellaneous receipts, amounted to Rs. 27,615/- against the revised estimate of Rs. 30,000/-.

(B) Love Grove Pumping Station.

72. This station worked very satisfactorily throughout the year as before.

73. The contract for the supply of electric energy by the Tata Hydro-Electric Power Supply Co. expired on 31-7-38 and the same has been renewed for a period of five years on the same terms and conditions as those of the previous contract.

74. The Static Condensers recently erected worked satisfactorily which resulted in realising the full anticipated savings in the bill for electrical energy due to their introduction. The savings realised during the year on this account amounted to Rs. 13,059/-.

75. The average quantity of sewage pumped during the dry weather amounted to about 60 million gallons per day whilst during the monsoon it varied from 1.75 to 2 times the dry weather flow.

76. The following statement gives the number of electric units consumed, payment made for the same, the quantity of sewage pumped, the average rate per electric unit and the cost of pumping sewage per million gallons for the past five years:—

Year.	Number of units consumed.	Cost of electrical energy.	Average rate per unit Annas.	Quantity of sewage pumped in million gallons.	Total expenditure.	Rate per million gallons.
		Rs.			Rs.	Rs.
1934-35	2,524,000	96,775	0.613	21,844	1,60,559	7.4
1935-36	2,541,380	83,396	0.525	23,592	1,40,320	5.9
1936-37	2,472,760	72,142	0.573	23,098	1,26,770	5.4
1937-38	2,510,800	72,012	0.554	23,211	1,24,566	5.36
1938-39	2,526,197	72,892	0.482	23,727	1,24,557	5.25

77. A very high standard of efficiency coupled with economy is being maintained in running these pumps and no further reduction in the cost of pumping can be anticipated, unless more favourable terms for the supply of energy are obtained.

78. Since the installation of the new pumps, the average height of the sewage in the detritus chamber continued to be maintained at R.L. 69.0 (T.H.D.), a suitable level for ensuring a free outfall. A noticeable decrease in the surcharging of the sewers has occurred during the year.

79. The following statement gives the expenditure incurred on the maintenance of the sewers during the last five years:

Year	Expenditure booked.
	Rs.
1934-35	2,89,147
1935-36	2,73,810
1936-37	2,65,377
1937-38	2,86,362
1938-39	2,19,936

80. The detritus removed amounted to 4,226 tons. Proposals for improved methods of increasing the precipitation of detritus are under consideration and will be included in the scheme of dealing with the problem of 'Sewage Disposal' at this place.

81. There were no involuntary stoppages of the pumping plant during the year and no failure of current occurred.

82. On the termination of the monsoon, a thorough examination of the Love Grove Outfall was again carried out. As far as could be ascertained, no further damage to the upper part of the outfall was noticed but the undermined portion is a cause for considerable anxiety. Something will have to be done in the near future either by way of rebuilding the damaged portion of the outfall or by subjecting the sewage to some sort of treatment before discharge into the sea so as not to aggravate nuisance even if the damaged portion gives way and the

discharge takes place nearer to the foreshore. Various alternative schemes in this connection have been worked out and in order to solve the problem economically and efficiently I was deputed by the Corporation to study the methods of disposal in Great Britain, Continent and America. The tour of inspection lasted for nearly six months and a good deal of useful information has been collected during the tour not only on the problem of the sewage disposal at Love Grove but also in connection with the various other Municipal undertakings such as slum clearance, revision of building rules and regulations, etc. It is hoped to place a detailed scheme in connection with the problem of Love Grove before the Corporation within the next 12 months for their consideration.

(C) Dadar Sewage Works.

Purification Plant at Dadar.

83. The sewage, mainly from the area to the east of G.I.P. Railway lines continued to be treated in the Activated Sludge Plant at Dadar, after being pumped at the pumping station at Matunga. Two new pumping stations—one at Dadar Purification Works and the other at Mahim were brought into operation from December 1938, after connecting a few house drains with the branch and subsidiary sewers draining to these pumping stations from the area lying to the west of the G.I.P. Railway lines. The Plant worked continuously day and night and the total quantity of sewage dealt with amounted to 2,293.81 million gallons the average daily flow being 6.28 million gallons. The extension of the Plant to treat a further quantity of 1.75 m.g.p.d. was completed and brought into use from the middle of March 1938.

84. The total capacity of the Plant is only 4 m.g.p.d. but it has been treating an average flow of 6 m.g. in 24 hours satisfactorily. The flow at the time of peakloads, however, amounts to about 8 to 9 million gallons in dry weather and 10 to 12 million gallons in the monsoon. It is difficult to deal with the peakload flows in a small plant of this kind. Besides, all the houses will be drained to the three pumping stations connected with the Purification Works in the course of the next 3 years. It has therefore been found necessary to duplicate the plant as originally intended to increase its capacity from 4 to 8 m.g.p.d. An additional sludge digestion tank will also be necessary in this connection. Proposals for the extension of the plant will be placed before the Corporation in due course.

85. The Plant has been working satisfactorily without creating any nuisance. As previously reported, the plant is very sensitive and is upset by slightest changes in character and strength of sewage. In order to overcome this difficulty, special study was made of the working of the Activated Sludge Plant during the recent tour undertaken by me at the instance of the Corporation and the information collected has been of considerable help in improving the working of the Activated Sludge Plant which can now be said to have been brought sufficiently under control. Slight changes in the strength and the character of sewage do not upset the plant now to that extent to which they used to in the past. Several changes have been made in the working of the plant as regards the removal of the sludge from the settling and aeration tanks as well as in the quantity and quality of the return sludge returned to the plant for injection of raw sewage on its entry into the aeration tanks. It was noticed that the English practice of measuring the return sludge in percentage was faulty, as it did not take into consideration the quality of the sludge that was being injected. The American practice was found to be more suitable to meet our requirements. Owing to its adoption at the Dadar Plant, the problem of the quantity of activated sludge to be maintained in the aeration tanks has been satisfactorily solved. The maintenance of activated sludge in the aeration tanks by volume percentage is rather vague inasmuch as it did not take into consideration the settleability of the sludge which is dependent on its quality. The American practice, viz., that of 'sludge index' is therefore being followed. 'Sludge index' is the volume in cubic centimetres occupied by one gram of activated sludge after settling the aerated liquor for 30 minutes. The desirable 'sludge index' for the Dadar Plant has been found to vary between 200 and 350. This criterion has now been adopted as a daily routine test in the sewage works laboratory at Dadar. Owing to the adoption of the 'sludge index' the sludge which formerly used to get septic in 2 hours' time, now remains perfectly stable for a period of 6 hours.

86. Great care is also being taken to bring the sewage to the pumping plant in as fresh a condition as possible by chlorinating it at the Matunga Pumping Station whenever found necessary. Chlorination has to be resorted to in the 3 hot months of the year; otherwise, it is not found necessary. The dose given varies from $1\frac{1}{2}$ to 2 parts per million.

87. The Plant functioned satisfactorily throughout the year and turned out an effluent of a very high standard of purity as will be evident from the results of daily analysis of sewage and effluent given in the two statements 'A' and 'B' attached herewith.

88. The work on the circular continuous flow settling tank was completed by the end of May 1938, and it was brought into use in June 1938. This tank has been installed for the purpose of finding out its behaviour as compared with the ordinary rectangular tank of the Dortmund type. The tank treated 2 m.g.p.d. giving a retention period of 3 hours. From the table of analysis attached hereto it will be seen that the results obtained are better than

those of the rectangular tank of the Dortmund type in the removal of suspended solids, biochemical oxygen demand and 4 hours oxygen absorption. As the total quantity of sewage in the course of the day arriving at the Plant was not less than 6 m.g.p.d., effluent from the continuous flow settling tank was mixed with the effluent from the Activated Sludge Plant and the mixture discharged into the storm water drain without creating any nuisance. Constant watch was kept on this mixture by making frequent analysis and it was found that dissolved oxygen in large quantities was available in the mixed effluent and the mixture can be said to be stable and non-putrescible.

89. The total expenditure on power consumed, establishment, etc., on the working of the Purification Plant, including the Digestion Tank amounted to Rs. 64,768/-. The quantity of sewage received and dealt with at Dadar Purification Works being 2,293.81 million gallons, the cost of treatment per million gallons works out at Rs. 29.76.

90. It may be stated here that the part of the gases generated at the Digestion Tank are supplying the entire needs of the King Edward VII Memorial Hospital, so far as cooking and heating is concerned from May 17th, 1938, and the K. E. M. Hospital has been saving monthly a sum of about Rs. 1,300/-, which amount would have had to be paid to the Bombay Gas Co., for their gas. The Dadar Purification Works has thus saved about Rs. 12,000/- to the Municipality during the nine months since the supply of sludge gas was started at the K. E. M. Hospital.

Sludge Digestion Tank

91. The Sludge Digestion Tank completed its second year of working. It continued to function very satisfactorily. A table of data showing the second year's working of the Digestion Tank, is attached herewith.

92. From the annexed table it will be seen that during the year, the quantity of mixed crude sludge digested in the tank amounted to 17.53 million gallons from a total sewage flow of 2,293.81 million gallons. The two end products of the Digestion Process, namely the gases and the Digested Sludge totalled to 19.04 million cubic feet and 2.4 million gallons respectively. The average quantity of gas per day has gradually increased from 37 to 59 thousand cubic feet and a steady supply of 50,000 cubic feet per day worth about Rs. 200/- per day at the Bombay Gas Co.'s rate of Rs. 4/- per 1,000 cu. ft. could be confidently relied upon.

93. The gas continues to be used in the Dadar Purification Works Laboratory and for lighting 18 gas lamps on Tulsi Pipe Road. As reported last year, the 6" gas pipe line was completed by 1938 March end. Upto the middle of May 1938, the pipe line and sludge gas were being tested in the Hospital. As the composition of sludge gas differs from that of coal gas, during April and May, necessary adjustments were made in the burners so as to suit them to the Sludge Gas. For this purpose, series of experiments were made in the Dadar Purification Works Laboratory. On 17th May 1938, the regular supply of sludge gas to the King Edward VII Hospital was begun. Since then, the gas supply has been maintained unbroken except for three days on October 6th, 7th and 8th, when exceptionally heavy rain flooded the gas mains to K. E. M. Hospital. Steps have since been taken against the recurrence of the same. The entire consumption of sludge gas in the K. E. M. Hospital varies between 13 and 15 thousand cubic feet per day, resulting in a net saving of about Rs. 1,300/- per month to the K. E. M. Hospitals. This saving is likely to increase next year when K. E. M. Hospitals' extensions are completed and when gas is given to the Wadia Group of Hospitals, and for rat-incineration at the Haffkine Institute.

94. Excess gas continues to be burnt to waste so far, but a proposal has been sanctioned by the Standing Committee under their Resolution No. 912 dated 4-11-38 and in accordance therewith an order has been placed with Messrs. Duncan Stratton & Co., for the supply and erection of a Sludge Gas Compressing Plant and when this is ready all excess gas will be utilised in running a few Municipal Lorries.

95. From the results produced it can now be safely stated that the Digestion Tank has more than justified its construction. It has not only brought some return from gas but it has decidedly solved the problem of sludge disposal under Bombay conditions. It will be seen from the data appended that a volume of 17 million gallons of raw extremely offensive sludge was converted into only 2.4 million gallons of inoffensive digested sludge, representing a reduction of 86 per cent., which could be easily dried on Sludge Drying Beds.

96. Regarding the sale of dried sludge as manure, efforts made in this direction are encouraging. Good contacts have been made and sludge worth Rs. 175/- was sold during the year and it is hoped that in the course of next few years, the whole of the available sludge will be in demand as an indigenous manure.

97. The Sewage Works Laboratory has proved an absolute necessity for satisfactorily running the Sewage Purification and Sludge Digestion Plants. It is my own experience, as well as of those experts in Europe and America that the working of an Activated Sludge Purification and Sludge Digestion Plants requires very skilled and technical supervision.

98. In the case of the Activated Sludge Purification Plant wrong handling means smell nuisance, whereas in the case of Digestion Tank, the gases form a very explosive mixture with air and hence great care is required in handling. There are certain routine observations and tests, which must be carried out every day. Every precaution has to be taken to prevent any untoward accident.

99. The total number of samples examined in detail during the year under report in connection with the Dadar Sewage Works was 1,600 as against 750 samples last year.

100. The plant was visited by Sanitary Engineers and other distinguished persons and most all of them have testified to the satisfactory working of the plant by recording their opinion in the Visitors' Book maintained at the plant.

(D) Matunga Pumping Station.

101. This station has now developed into one of major importance and the amount of sewage to be dealt with has exceeded expectations owing to the very rapid development of the surrounding areas. During the monsoon period of 1938 a record of 12 million gallons pumped per day was experienced and the dry weather flow averages 3½ million gallons per day. This necessitates the replacement of one of the smaller pumps by a larger one of 6 million gallons per day capacity. The smaller thus displaced will be installed at one of the pumping stations to be erected in the Northern part of the Island.

(E) Poibaodi, Purbhadevi and Arthur Road, Tank Bunder and Sewri Pumps.

102. The pumps at these places continued in operation. The approximate quantity of sewage and the expenditure incurred during the year were as under:

	Approximate quantity of sewage pumped in million gallons.	Expenditure during the year
		Rs. a. p.
Poibaodi	165	4,851 0 0
Purbhadevi	14	970 0 0
Arthur Road	161	5,921 0 0
Tank Bunder	87	4,735 0 0
Sewri	158	4,210 0 0

(F) Compressor Station.

103. The electrically-driven air compressor stations at Fergusson Road and Victoria Gardens worked satisfactorily. The electric units at the two stations together with the cost of current were as follows:

	No. of units consumed.	Costs	Average cost per unit.
		Rs. a. p.	Annas.
Fergusson Road	781,380	20,651 0 0	0.423
Victoria Gardens	1,477,290	38,976 0 0	0.422

104. Static Condensers at these two stations continued to work satisfactorily and the savings effected therefrom during the year under review amounted to Rs. 10,756/- which are more than our expectations.

105. The water coolers at these stations have been working satisfactorily.

106. These stations are now operating at their maximum efficiency and no further savings can be anticipated unless more favourable rates for the supply of current, which is the major item of expense, are received from the Supply Companies.

107. *Warden Road.*—The compressors at this station along with the two vertical spindle electrically-driven pumps continued to give very satisfactory results.

The improvement in the drainage of the district served by this station is very marked and we are not likely to experience any trouble through surcharging of the sewers in the near future.

The number of units consumed at the station for the compressors and electric pumps amounted to 417,240 at a cost of Rs. 18,376 giving an average rate of 0.705 anna per unit.

108. **Colaba.**—The air compressor station at Colaba gave very satisfactory and economical results during the year, the number of units consumed being 602,042 at a total cost of Rs. 17,691 giving an average rate of 0.47 anna per unit.

109. A scheme for the additional sewerage arrangements due to the increase in building activities in the Colaba area is before the Corporation for consideration.

(G) Ejector Stations.

110. The 23 ejector stations located in the different parts of the City worked satisfactorily during the year. The three stations at First Pasta Lane, Back Bay, Churchgate, have been working satisfactorily. One more ejector has been erected at Worli and brought into operation. The working of the ejector system is satisfactory. The total quantity of sewage at the various ejector stations amounted to 5,399 million gallons during the year.

111. The decentralisation of the compressor stations has resulted not only in increasing the efficiency of the system but also in effecting considerable savings as will be seen from the following statement which shows the expenditure incurred on the maintenance of compressor stations and ejectors for the past five years:—

Year.	Expenditure incurred on the maintenance of compressors and ejectors.
1934-35	Rs. 2,05,294
1935-36	1,91,937
1936-37	1,86,233
1937-38	1,83,975
1938-39	1,56,237

112. The number of complaints received from the public regarding the chokeage of drains in the areas served by the ejector stations has fallen considerably. The pumping station at Sewri which was under construction last year was completed and brought into use.

(H) Flood Gates.

113. Flood gates continued to work satisfactorily. The maintenance cost of these during the year amounted to Rs. 3,494/-

(I) Inspection of Factories, Workshops and Work-places.

114. The following statement shows the number of factories, workshops and work-places inspected in the City during the year under Sections 390 and 479 of the Municipal Act:—

Ward.	New proposals for permits and licenses.		Recommended permits and licenses.		Factories working without permits.	Nuisance cases.	Notice issued under Section 392.
	Permits.	Licenses.	Permits.	Licenses.			
A	52	3	52	3	Nil.	4	Nil.
B	25	6	25	6	Nil.	1	Nil.
C	86	41	86	41	Nil.	4	Nil.
D	95	34	95	34	Nil.	3	Nil.
E	169	56	169	56	Nil.	6	Nil.
F	62	12	62	12	Nil.	3	Nil.
G	39	14	39	14	Nil.	2	Nil.
	528	166	528	166	Nil.	23	Nil.

115. The total number of permit and license cases inspected during the year 1938-39 was 694.

116. The nuisance cases were attended to and necessary steps taken.

117. Surprise visits were also paid to several factories to find if these are permitted or otherwise.

118. The total number of cases inspected during the year 1938-39 was 717.

119. Each factory, workshop and work-place was inspected on more than three occasions.

120. The cost incurred on supervision of Factories, etc., during the year amounted to Rs. 12,713-15-0.

(J) Motor Transport.

121. The expenditure under D.—Transport, I.—Inspection and Supervision, amounted to Rs. 19,044/-.

122. There were 78 vehicles in commission and the expenditure and total mileage covered were as under:—

Number of vehicles.	Description of Cars and Lorries.	Cost.	Total Mileage.
		Rs.	
4	Inspection	7,150	34,128
4	Ambulances	8,304	26,590
3	Hearses	4,029	14,655
4	Encroachment	6,701	17,671
36	Road Scraping and Refuse	2,23,909	521,418
8	Silt	19,640	44,466
4	Halalkhore	26,848	36,519
14	Meat and Offal	49,539	150,471
1	Emergency Vans	1,886	2,333

123. The Health Department lorries are now garaged at the Municipal Workshops.

124. The system of supplying the vehicles with petrol, oil and grease during the night has been successful and year by year the cost of running and maintaining each lorry is gradually decreasing.

Refrigerator Plant at A. C. Market.

125. The Plant continued to work satisfactorily. The expenditure on maintenance and running was Rs. 13,046.

126. The plant was installed about 17 years ago and is now obsolete. In view of the difficulty experienced in getting spare parts and of the frequent repairs necessitated, a new

1938-1939—DIGESTION TANK WORKING.

Months of the Year.	Tank Liquor.	Fr. Ov.		Temperature in °F.		Gas in Cu. Ft.		Mixed Sludge in Gallons.		Analysis of Mixed Raw Sludge.			Total Dry Matter. Added in lbs.	Volatile Matter added in lbs.	Digested Sludge removed in gallons.	Analysis of Digested Sludge.			Total Dry Matter removed in lbs.	Total Volatile Matter removed in lbs.	Dried Digested Sludge in tons.	Gas generated in cu. ft. per lb. of Dry Matter added.	Gas generated in cu. ft. per lb. of Volatile Matter added.	Sewage Flow in Million Gallons.	Average working capacity of Digestion Tank in Gallons.	Average Digestion Period in Days.		
		Max.	Min.	Max.	Min.	Total Gas.	Gas per day.	Total added.	Average per day.	Moisture %	Dry Matter %					Volatile Matter %	Moisture %	Dry Matter %									Volatile Matter %	
											Max.	Min.						Max.									Min.	
April, 1938	7.3	6.9	...	91	85	1,250,200	41,673	1,034,000	34,466	94.88	5.12	2.79	891,577	169,140	140,000	88.67	6.33	2.53	84,805	34,405	85	4.2	7.4	112.11	914,000	26.5		
May, ..	7.3	6.8	...	91	88	1,267,000	40,871	1,140,000	36,744	97.11	2.89	1.75	283,286	166,840	280,000	98.85	6.15	2.39	130,247	52,441	130	4.4	7.5	119.36	916,000	24.9		
June, ..	7.3	6.8	...	90	80	1,232,900	40,763	1,387,000	44,588	95.18	4.82	2.31	438,888	227,363	190,000	92.88	7.12	2.68	126,535	46,276	120	5.7	5.8	191.18	924,000	20.78		
July, ..	7.3	6.8	...	88	80	1,738,300	55,782	1,580,000	50,968	94.82	5.18	2.51	506,202	262,034	190,000	91.40	6.6	2.30	148,070	50,810	148	3.4	8.6	249.37	930,800	18.2		
August, ..	7.3	6.9	6.0	87	80	1,647,700	53,162	1,512,000	48,774	95.85	4.15	2.11	474,538	260,584	260,000	92.35	7.61	2.97	185,980	71,720	186	3.5	6.3	222.38	928,000	19.03		
September, ..	7.3	6.5	6.1	86	80	1,577,400	52,580	1,456,000	48,538	95.18	4.84	2.44	308,353	273,364	215,000	93.68	6.32	2.52	135,980	52,475	136	3.1	5.7	204.51	928,800	19.1		
October, ..	7.0 to 7.3	6.6	6.2	91	78	1,736,100	55,680	1,970,000	63,548	95.56	4.44	2.34	512,210	285,947	260,000	92.94	7.06	2.62	174,760	64,420	175	3.3	6.0	211.81	214,800	14.4		
November, ..	7.3	6.7	6.1	89	82	1,684,600	55,483	1,773,000	59,100	96.58	3.45	2.03	436,578	254,967	210,000	94.16	6.84	3.08	109,480	47,300	109	3.8	6.5	165.03	951,000	15.75		
December, ..	7.3	6.7	6.1	86	77	1,686,700	52,474	1,476,000	47,612	93.8	6.2	3.73	520,504	312,772	160,000	94.8	5.7	2.77	82,840	35,960	83	3.12	5.2	172.64	944,000	20.08		
January, 1939	7.3	6.9	6.2	86	80	1,837,000	59,256	1,364,000	43,677	94.13	5.87	2.35	587,192	320,882	210,000	92.74	7.26	2.91	189,710	58,510	140	3.13	5.7	208.08	942,000	21.86		
February, ..	7.3	6.5	6.4	86	80	1,678,900	59,980	1,370,000	48,928	97.08	4.75	3.06	505,378	280,800	180,000	98.64	7.38	3.05	123,500	50,570	124	3.51	5.97	207.78	946,800	19.3		
March, ..	7.3	6.8	6.4	88	82	1,813,900	58,590	1,328,000	49,290	95.58	4.32	2.45	523,328	303,792	200,000	96.46	6.54	2.50	126,250	49,500	126	3.46	5.97	228.5	948,000	19.23		
Total for the year..						19,040,500	575,300	17,530,900	503,000				3,382,014	2,318,275	2,448,000				1,382,167	614,381	1,592	3.4	6.1	2,288.76				

SEWAGE PURIFICATION WORKS—DADAR, 1938-39.

Serial No.	Particulars.	April 1938.	May 1938.	June 1938.	July 1938.	August 1938.	Sept. 1938.	October 1938.	November 1938.	December 1938.	January 1939.	February 1939.	March 1939.	Average for the Year.
1	Suspended Solids in P. S. Tank (Effluent)			10.06	8.27	8.7	8.87	9.2	10.6	10.6	12.34	13.66	11.73	10.40
2	Percentage Reduction in Sus. Solids (from Sewage to P. S. Tank)			67.23%	59.28%	68.6%	65.8%	61.5%	69.1%	62.4%	63.1%	62.27%	64.9%	64.9
3	Suspended Solids in C.F.S. Tank (Effluent)			6.93	6.0	6.9	6.7	8.5	8.9	8.3	10.37	11.06	9.38	8.30
4	Percentage Reduction in Sus. Solids (from Sewage to C. F. S. Tank)			77.52%	70.45%	75.09	74.2%	64.5%	74.1%	70.57%	69.1%	69.45%	71.9%	70.95
5	4 Hrs. Oxygen Absorption in P. S. Tank Effluent			1.64	1.48	1.84	1.85	1.83	2.26	2.69	2.74	2.77	2.57	2.16
6	4 Hrs. Oxygen Absorption in C. F. S. Tank Effluent			1.31	1.19	1.53	1.52	1.47	1.81	2.04	2.37	2.56	2.37	1.81
7	Percentage Purification on 4 Hours Oxygen Absorption (from Sewage to P. S. Tank)			52.74%	42.86%	51.67%	42.90%	39.4%	49.8%	48.25	48.7%	39.66%	41.9%	47.4%
8	Percentage Purification on 4 Hours Oxygen Absorption (from Sewage to C. F. S. Tank)			62.25%	54.06%	58.98%	52.94%	51.3%	59.8%	56.9%	55.7%	44.23%	46.4%	55.9
9	B.O.D. at 37° C. and 5 (five) days			115.92	115.92	115.92	115.92	115.92	115.92	115.92	115.92	115.92	115.92	115.92
9	B.O.D. of SEWAGE p.p.m.			115.92	115.92	115.92	115.92	115.92	115.92	115.92	115.92	115.92	115.92	115.92
10	" " C. F. S. "			74.2	74.2	74.2	74.2	74.2	74.2	74.2	74.2	74.2	74.2	74.2
11	" " P. S. "			62.66	62.66	62.66	62.66	62.66	62.66	62.66	62.66	62.66	62.66	62.66
12	" " EFFLUENT "			3.85	3.85	3.85	3.85	3.85	3.85	3.85	3.85	3.85	3.85	3.85
13	Percentage Reduction from Sewage to C. F. S.			36%	36%	36%	36%	36%	36%	36%	36%	36%	36%	36%
14	Percentage Reduction from Sewage to P. S.			23.8%	23.8%	23.8%	23.8%	23.8%	23.8%	23.8%	23.8%	23.8%	23.8%	23.8%
15	Percentage Reduction from Sewage to EFFLUENT			96.68%	96.68%	96.68%	96.68%	96.68%	96.68%	96.68%	96.68%	96.68%	96.68%	96.68%

SEWAGE PURIFICATION WORKS—DADAR, 1938-39.

Results Expressed in parts per 100,000.

Serial No.	Particulars.	April 1938.		May 1938.		June 1938.		July 1938.		August 1938.		Sept. 1938.		October 1938.		November 1938.		December 1938.		January 1939.		February 1939.		March 1939.		Average for the year.	
		Sewage.	Affluent.	Sewage.	Affluent.	Sewage.	Affluent.	Sewage.	Affluent.	Sewage.	Affluent.	Sewage.	Affluent.	Sewage.	Affluent.	Sewage.	Affluent.	Sewage.	Affluent.	Sewage.	Affluent.	Sewage.	Affluent.	Sewage.	Affluent.	Sewage.	Affluent.
1	Total Solids	72.4	86.2	74.2	87.6	86.9	85.9	85.7	61.7	65.9	58.2	101.0	82.7	89.5	54.0	99.4	55.1	96.43	65.50	194.71	195.68	179.69	185.9	211.37	157.06	114.21	86.69
2	Suspended Solids .. .	30.0	1.14	30.8	0.89	30.7	0.79	20.9	0.78	27.7	1.19	25.9	0.86	23.9	1.16	34.3	1.5	26.2	1.72	38.48	2.07	26.2	2.09	33.36	1.99	29.6	1.34
3	Oxygen absorbed in 3 minutes ..	2.46	0.26	1.07	0.18	1.69	0.22	1.08	0.24	1.5	0.31	1.72	0.34	1.85	0.37	2.06	0.35	2.0	0.32	1.71	0.29
4	Oxygen absorbed in 4 hours ..	4.4	0.75	5.24	0.71	3.47	0.48	2.39	0.4	3.73	0.5	3.23	0.44	3.02	0.5	4.5	0.70	4.74	0.83	5.34	0.91	4.59	0.96	4.42	0.85	4.1	0.68
5	Alkalinity	20.3	20.9	20.6	19.8	21.0	21.0	22.1	19.2	19.8	18.1	20.9	19.9	20.2	19.3	20.5	19.4	20.57	19.80	20.91	20.78	21.09	20.49	22.69	20.32	20.88	19.86
6	Chlorine as Chloride .. .	7.8	7.6	8.2	7.9	11.4	12.1	13.8	13.0	13.3	12.2	21.9	22.8	13.5	13.3	18.6	18.1	22.50	22.07	70.64	82.02	60.13	74.90	81.72	65.4	28.62	29.29
7	Free Nitrogen	1.6	1.15	1.7	1.13	1.0	0.71	0.78	0.48	0.99	0.58	0.81	0.60	1.02	0.65	1.8	0.91	1.41	0.92	1.34	0.83	1.34	0.96	1.45	1.02	1.28	0.83
8	Albuminoid Nitrogen .. .	0.51	0.16	0.85	0.15	0.46	0.11	0.38	0.09	0.45	0.11	0.37	0.09	0.47	0.1	0.84	0.15	0.64	0.18	0.58	0.16	0.83	0.20	0.90	0.18	0.57	0.14
9	Pn	7.0	7.5	6.9	7.7	7.3	7.7	7.3	7.9	7.2	7.8	7.2	7.7	7.4	7.9	7.6	8.0	7.7	8.0	7.7	8.1	7.3	7.7
10	Nitrite	Nd.	0.0002	Nd.	Traces	Nd.	0.074	Nd.	0.063	Nd.	0.034	Nd.	0.036	Nd.	0.022	Nd.	0.02	Nd.	0.007	Nd.	0.032	Nd.	0.021	Nd.	0.022	Nd.	0.0276
11	Nitrate	Nd.	0.05	0.08	0.02	0.029	0.032	0.039	0.029	0.013	0.014	0.061	0.009	0.028	0.011	0.01	0.007	0.014	0.008	0.01	0.006	0.01	0.009	0.048	0.034
12	Dissolved Oxygen .. .	Nd.	0.21	Nd.	0.23	Nd.	0.33	Nd.	0.24	Nd.	0.28	Nd.	0.34	Nd.	0.35	Nd.	0.36	Nd.	0.36	Nd.	0.38	Nd.	0.33	Nd.	0.34	Nd.	0.31
13	Flow in 24 hours million gallons.	3.74	..	3.85	..	6.37	..	8.04	..	7.17	..	6.8	..	6.83	..	5.50	..	5.56	..	6.71	..	7.49	..	7.37	..	6.28	..
14	Percentage purification on 4 hours O ₂ absorption ..	84.7%	..	85.5%	..	88.2%	..	84.6%	..	86.6%	..	88.4%	..	88.5%	..	84.5%	..	80.4%	..	83.1%	..	79.09%	..	80.8	..	83.42	..
15	Percentage purification on Albuminoid Nitrogen ..	68.6%	..	72.7%	..	76.1%	..	76.3%	..	75.6%	..	76.0%	..	76.7%	..	75.5%	..	71.9%	..	72.5%	..	75.91%	..	80	..	75.44	..
16	Total flow million gallons ..	112.11	..	119.36	..	194.19	..	249.37	..	222.56	..	204.51	..	211.81	..	165.03	..	172.64	..	208.05	..	209.82	..	228.5	..	198.15	..
17	Horse Power per M. G. D. treated ..	31.0	..	30.5	..	18.0	..	14.0	..	13.0	..	13.85	..	16.6	..	19.7	..	16.9	..	17.4	..	14.9	..	18.1	..	17.5	..
18	Total volume of Sewage in year.	2,729.81 million gallons.																									
19	Total cost of the Year																									
20	Net cost per 1,000,000 gallons of Sewage treated																									

Report on the Dadar Sewage Purification Works for the Year 1938-39.

(1) Sewage Treated ...	2,293.81 Million Gallons.
(2) Grit Removed ...	147,587 cu. ft.
(3) Screenings Removed ...	2,250 cu. ft.
(4) Sludge to Consolidation Tanks ...	29,227,244 Gallons.
(5) Sludge to Digestion Tank ...	17,530,000 Gallons.
(6) Dry matter added to Digestion Tank ...	5,592,014 lbs.
(7) Volatile matter added to Digestion Tank ...	3,118,275 lbs.
(8) Digested Sludge Removed ...	2,445,000 gallons.
(9) Total Gas Generated ...	19,040,000 cu. ft.
(10) Gas per gallon of Sludge added ...	1.10 cu. ft.
(11) Gas per lb. of Dry matter added ...	3.40 cu. ft.
(12) Gas per lb. of Volatile matter added ...	6.1 cu. ft.
(13) Gas per 1,000,000 gallons of Sewage Treated ...	8,303 cu. ft.
(14) Total Electric Consumption ...	718,748 K.W.H.
* (15) Horse-power required per million gallons of Sewage treated ...	17.5
(16) Total Cost—	
(a) Electric Power	Rs. 27,201 0 0
(b) Salaries and wages fixed	20,152 0 0
(c) Materials and supplies (Laboratory included)	8,235 0 0
(d) Miscellaneous Expenses	9,180 0 0
Total	64,768 0 0
(17) Cost per million gallons of Sewage Treated	Rs. 29.76
(18) Analytical Data :	
4 Hours' Oxygen Absorption	Sewage 4.10 Purified Effluent 0.68 p.p.m.
Suspended Solids	29.60 1.34
Dissolved Oxygen	N/L 0.31
B. O. D.	110.5 5.16 million.

* Includes all power including Sludge Pumping, C. F. S. and Supernatant Pumping.

V. WORKS BRANCH.

Construction—Roads and Footpath

127. *Capital works carried out during the year.*—The expenditure booked upto the end of the year in the construction of roads, paving of footpaths and laying storm-water drains and pipe sewers aggregated to Rs. 12,60,632/-. The method of pavement for footpaths was adopted in accordance with the policy approved by the Corporation under their Resolution No. 612 of 23-11-1936. The improvement of roads consisted of treating them with 3" sheet asphalt carpet or sett stones on 6" cement concrete foundations or all-concrete construction, in accordance with the exigencies of traffic. The work of laying asphalt carpet was executed departmentally through the staff specially maintained for the purpose. The cost of the Capital works carried out departmentally and by contract amounted to Rs. 4,53,715/- and Rs. 8,06,917/- respectively. Full particulars of the works carried out are stated in the statements marked A, B, C and D.

Removal of Bottlenecks.

128. Love Grove Bridge, one of the worst bottlenecks in the City has now been widened to 90 ft. inclusive of 15 ft. footpaths on either side, at a cost of Rs. 1,93,566/-. Another bottleneck of great importance, viz., the Bandra Causeway, is in the process of being removed and the work on the same is started by the Government of Bombay. A moiety of cost of this widening is to be borne by the Corporation. Another improvement is that of the Hornby Vellard. This road which was a scene of frequent accidents has now been widened to 60 ft. and constructed as an all-concrete road. On its west side, i.e., sea side a 20 ft. raised promenade will be constructed during the next financial year and a 20 ft. footpath on the east also. With this completion of the promenade a great amenity will be available to the public who resort to the seashore in the evening. The road has been provided with a 5 ft. strip in the centre which will be planted with green hedges about 3 to 4 ft. in height and a line of palm trees will also be planted thereon along the entire length of the road. The hedge will help motorists by screening the dazzling head-lights of approaching cars and the palm trees will do much to restore the charm formerly provided by the line of palm and cocconut trees which had to be cut down in the course of the road widening.

1st Marine Street has been widened approximately to half its length and the remaining half will probably be taken up after the monsoon of 1939 when the properties coming in the way of the widening would be demolished. Bellasis Bridge has been widened to the full width of 60 ft. according to the original scheme with the exception of the paving of the footpath on both the sides which will be done early next financial year. Much headway has thus been made during the last 3 years in removing what were at one time criticised as "death traps" of the City.

The setback at the foot of Masjid Bridge has been acquired and the road thereat will be shortly widened. Similarly proposals for widening the Sion Causeway and removing the hump thereat are under consideration. The bottleneck on Tardeo Road is also receiving attention and it is hoped that this work will be completed before the end of the next financial year.

Asphalt Roads.

129. A length of 0.967 miles of roads covering an area of 28,042 sq. yards was asphalted during the year under report, the necessary asphalt being supplied by Messrs. The Standard-Vacuum Oil Co. The total mileage of the roads asphalted by the Municipality upto 28th February 1939, stands at 38.279 miles covering an area of 8,18,647.35 sq. yards.

The mileage of roads taken over from the ex-City Improvement Trust was 11.484 miles covering an area of 3,48,600.15 sq. yards at the end of the year.

The total mileage and area of the roads in the City treated with plant-mixed asphalt carpet on 28th February 1939, were thus 49.763 miles and 11,67,247.50 sq. yards respectively. The particulars are given in the statement marked E.

The particulars of the different types of asphalt surfaces are given in the statement marked F.

The rates of laying asphalt carpets during the last five years were as follows:—

Particulars.	1934-35.	1935-36.	1936-37.	1937-38.	1938-39.
	Rs. a. p.	Rs. a. p.	Rs. a. p.	Rs. a. p.	Rs. a. p.
(1) 3" sheet asphalt with oil asphalt	4 2 0	3 12 0	3 12 0	3 12 0	3 12 0
(2) 2½" plant-mixed macadam with ½" seal coat (oil asphalt).	3 12 0	3 8 0	3 8 0	3 8 0	3 8 0

Concrete Roads.

130. The area of these roads stood at 88,669 sq. yards at the beginning of the year. An area of 4,993 sq. yards was added during the year at a cost of Rs. 25,539/-. This brings the total area of concrete roads to 93,662 sq. yards at the close of the year under report.

Sett-Stone Pavement Roads.

131. The area of roads paved with sett-stones was 1,90,223 sq. yards at the beginning of the year. No additional area was laid during the year under report.

Works done on behalf of Government.

132. During the year no works were carried out on behalf of Government except that of paving the part width of footpath along Queen's Road, between plot No. 101, and Japanese Gymkhana, and also adjoining plot No. 101, at a cost of Rs. 10,615/-.

Footpaths.

133. The modes of pavement for footpaths along Municipal roads were adopted in accordance with the policy approved by the Corporation under their Resolution No. 612 of 23rd November 1936. A provision of Rs. 1,21,000/- was available in the Loan Works Budget for paving of footpaths with either blue stones or pre-cast concrete slabs according to the localities and it was utilised in paving footpaths in some of the important localities. The footpaths in the Dana Bunder area, along Palton Road, Thakurdwar Road, Queen's Road, Sir Phirozeshah Mehta Road were amongst those to be paved. Additional pavements with asphalt macadam could not be carried out in residential area for want of funds in the Revenue Budget for the work. Money available for this purpose was sufficient to maintain the pavements already treated with this mode of construction in a fair condition. Principal handicap in the matter of accelerating the pavement of footpaths is inadequacy of funds. There is an insistent demand for improving the condition of the existing footpaths in the City most of which are katcha, both from sanitary and safety points of view and it can only be met by providing substantial grants for the purpose in the Loan Works Budget.

During the year the Corporation have approved of a new scheme of providing footpaths on roads where no footpaths exist and which are wide enough to receive them. The total cost of this scheme is approximately Rs. 3,73,000/- and to start with a provision of Rs. 30,000/- has been made in the budget for 1939-40. If funds are allotted at this rate it is expected to complete the pavement in about 10-12 years. It is very desirable to accelerate this programme by providing more funds every year so that the whole scheme may be completed in a period of 5 years.

As regards the ex-Trust roads, it has been decided to adopt blue stone slabs for footpath pavement. Due to considerable development of the ex-Trust lands during the past few years a heavy programme of footpath pavement costing a sum of Rs. 3,00,000/- was sanctioned by the Corporation and executed during the year. If funds were provided at this rate in successive years it will be possible to pave all the footpaths in the Trust schemes in the course of the next few years. A new innovation was made by entering into an annual contract to enable the heavy programme of paving footpaths being completed. The contractors for the year under report were Messrs. Poonja Champsi & Co. In addition to contract work some pavements were carried out departmentally.

General Remarks.

134. **Narrow Lanes.**—As stated in my last year's report the scheme of constructing narrow by-lanes with cement concrete or such other suitable mode of construction was approved by the Corporation. The cost of the scheme is approximately Rs. 1,65,000/- and to start with a provision of Rs. 50,000/- has been made in the budget for 1939-40. It is expected that if funds are provided at this rate, the scheme may be completed in about 3 to 4 years.

Renewal of Road Surfaces.

135. Roads treated with permanent mode of construction in the City fall under two categories. Roads which were constructed from Loan funds fall under the first category, while those the cost of which has been met from Revenue, fall under the 2nd category.

In the case of roads falling under category (1), a regular provision is made from year to year for the renewal of surfaces, the life of which was estimated at 15 years. The programme of financing the cost of remaking roads from Loan funds was started for the first time in the year 1923. Some of the road surfaces having finished their 15 years' life are now due for renewal as they have gone very bad. During the year under report an advance of Rs. 1,50,000 was specially made from the Renewal Fund to enable the surfaces of important roads in the City such as Hornby Road, Kalbadevi Road, Kika Street, Frere Road, etc., being renewed.

The same remarks apply to the roads falling under category (2). Their surfaces have gone bad and are in need of renewal. There is no renewal fund in the case of these roads to meet the cost of their renewal as in the case of roads falling under category (1). It is therefore proposed to meet the cost of renewal of the surfaces of these roads from Loan funds. A regular programme has been drawn up in this connection and submitted to the Corporation for approval.

Capital Works in Ex-C. I. Trust Schemes.

136. Full particulars of the works carried out departmentally and through contract in different ex-Trust Schemes are shown in the attached statement marked G.

Improvement of Private Streets.

137. Action under Section 305 of the Municipal Act was taken in respect of 2 private streets. The following streets having a length of 1,582 ft. were declared public without resort to statutory action in accordance with the High Court decision to declare public those streets in which sewers and drains were laid prior to 1888 and in some cases whose dates of construction were not known although sewers and drains were laid.

Names of the streets.	Area in sq. yards.
(1) Satta Gully off Shaikh Memon Street	333
(2) Mangalwadi off Girgaum Road	470
(3) Babula Tank Cross Lane, between Babula Tank Road and Imamwada Road	2,361

During the year the following works were carried out departmentally at the cost of the frontagers—

Names of the streets.	Total expenditure booked upto 31-3-39.		
	Rs.	s.	p.
1. Arthur Bunder Road	48,597	6	0
2. Private street off Nepean Sea Road leading to Mount Pleasant Road	2,746	2	0
3. Private street off Shankerrao Pupala Road and Kamatipura 13th Street (A to C) and (B to D).	3,657	9	3
4. New Wadi off Dadyseth Agiary Street	2,123	13	0
5. Private street off Old Hanuman Lane off Kalbadevi Road	702	10	0
Total	Rs. 57,827	8	3

During the year no prosecutions for failing to comply with the requisitions under Sections 305 and 377(1-4) of the Municipal Act were launched in the Police Courts. Prosecutions which were kept pending in the Police Court last year against three frontagers of private street off Shankerrao Pupala Road were withdrawn as they offered an undertaking to bear the proportionate expenditure. 9 cases against the frontagers of private street off Sussex Road behind Maratha Plague Hospital, which were transferred from the Hon. Presidency Magistrate's Court to the Stipendiary Magistrate's Court were also withdrawn under the Municipal Solicitor's advice, on account of the defective wording of the form of notices issued under Section 305 of the Municipal Act. The wording of the notice is now suitably amended by the Municipal Solicitors and fresh action will be taken against these frontagers and others, the cases against whom were kept pending.

Recoveries of the expenditure from the house owners were in progress. In 9 cases claims amounting to Rs. 3,452-9-0 were declared 'improvement expenses' with the approval of the Works Committee under Section 494 of the Municipal Act and steps were taken to effect recoveries from the tenants of the properties under Sections 494 and 496 of the Act. In 20 cases action was taken under Section 498 of the Act against the tenants concerned for failing to pay their respective instalments under Section 495 of the Act and in 5 cases distress warrants were issued. In four cases, in which Municipal claims amounting to Rs. 721-7-0 were due, agreements were taken with the approval of the Standing Committee under Section 493 of the Act.

The Total expenditure on the improvement of the private streets during the year amounted to Rs. 80,709/- and the total recoveries made from the house-owners during the same period for the improvements carried out during the previous years amounted to Rs. 25,730/-.

There is a large number of private streets in the City, the surfaces of which are not in good condition. Most of them are without lights and storm water drains. A number of complaints are received from time to time from the occupants of houses abutting the streets. The only way by which the cause of their complaints can be removed is by taking action under Section 305 of the Municipal Act. According to this Section, a frontager has to bear the cost of improvement which consists of providing a good road surface, lighting, storm water drainage and sewer. In some cases it is really a hardship to the frontagers to pay for all the amenities. It is therefore considered desirable to amend Section 305 in such a way that one or more of the requisitions as may be considered necessary for the improvement of sanitation of the locality, can be enforced. If this amendment is accepted by the Corporation and sanctioned by Government, it will go a long way in removing the cause of complaints of the occupants of the buildings abutting private streets, without causing unnecessary hardship on the frontagers.

It is also necessary to take vigorous steps to improve the condition of private streets in connection with Slum Clearance Scheme, as under the present Act the Municipal Commissioner is not empowered to prescribe setback lines on private streets. A provision has therefore been made in the proposed amendments of certain Sections of the Municipal Act to give powers to the Municipal Commissioner to declare certain private streets public without enforcing the requisitions under Section 305 of the Act, so that he may be in a position to prevent buildings being constructed within the future road lines.

It must be remembered in this connection that if action under Section 305 is accelerated, provision under Revenue Budget under the heads of Road Maintenance, Lighting, etc., will have to be increased to meet the extra liability on the Corporation on account of taking over of the private streets.

Drains and Sewers.

138. Statements showing drainage Capital works executed departmentally and through contract are put up at the end of this report.

During the year 521 ft. of the arched masonry drain in Nagdevi Street was replaced by 36" Hume pipes; 598 ft. of it was replaced by 30" Hume pipes and 199 ft. by 15" Hume pipes at a total cost of Rs. 18,926/-. 346 ft. of the arched masonry drain at Abdul Rehman Street was similarly completely replaced by three rows of 33" Hume pipes and 236 ft. thereof was replaced by one row of 33" Hume pipes at a cost of Rs. 15,629/-. 66 ft. of arched drain at Carnac Road was also replaced by 33" Hume pipes at a cost of Rs. 16,591/-. These works were carried out in accordance with the general scheme of gradually doing away with the existing old arched masonry drains in the City and replacing them by new underground drains.

During the year under report plans and estimates for the following important drainage schemes were submitted for the approval of the Corporation. Part provisions for some of these works have been made in the Loan Works Budgets A and B for the year 1939-40. The expenditure is proposed to be spread over a number of years and the works will be carried out in sections as funds permit.

	Rs.
(1) Removing surcharged conditions of sewers in the City	4,71,308
(2) Construction of a pumping station at the junction of the two open drains—one coming from Dadar and the other from Haines Road	1,23,525
(3) Providing a closed drain in place of the existing open drain and filling in the open drain between Worli Road and Cleveland Bunder Sluices. It is proposed to charge the expenditure to Budgets A and B equally	7,68,000
(4) Provision of a main gravitation sewer for the sewerage of Sewri-Wadala	3,71,900
(5) Cutting an open channel between Haines Road and Love Grove and shifting the old gates from Love Grove Bridge to its east	1,80,907
(This expenditure will be charged to the Slum Clearance Fund).	
(6) Providing a closed drain and filling in the existing open one between Haines Road and Ferguson Road	3,96,239
(This expenditure will be charged to the Slum Clearance Fund).	
(7) Providing a closed drain and filling in the existing one between Ferguson Road and Globe Mill Passage	2,01,627
(This expenditure will be charged to the Slum Clearance Fund).	

It will be seen from the above that the Corporation has now accepted the principle of closing the main open drains in the City and it is hoped that these main drains which are a blot on the fair name of the City will be covered up in the course of the next five years if the Corporation continue the policy of providing adequate funds for the work in successive years.

Powers are also sought to be obtained to replace open drains in premises and in house gullies by closed underground drains. The open drains at present are a great source of nuisance, inconvenience and discomfort to the residents. They get choked owing to the rubbish from houses being thrown into them and also owing to their situation especially in house gullies where they cannot be got at easily for cleaning purposes.

When the work in connection with the removal of surcharging of the sewers is completed, the complaints regarding the entry of sewage into the houses through house connections will be minimised and this will result in improving considerably the house sanitation.

B. MAINTENANCE.

Road Repairs and Maintenance.

139. (a) *Water-bound Macadam Roads.*—The total area of water-bound macadam roads in the City at the beginning of the year was 1,46,238 sq. yards.

The area of such roads repaired and maintained during the year was 53,288 sq. yards and the expenditure incurred thereon amounted to Rs. 71,840/-.

The rate of repairing water-bound roads worked out to Rs. 14-15-8 per 100 sq. ft. as against Rs. 15-1-9 per 100 sq. ft. of the last year.

(b) *Asphalt Roads.*—Water-bound roads comprising an area of 35,801 sq. yards were converted into bituminous roads either by semi-grouting or by surface dressing. It is intended ultimately to convert all the existing water-bound roads into bituminous roads. The area still to be converted at the close of the year stands at 1,05,444 sq. yards.

Out of the total area of about 30,73,356 sq. yards of bituminous roads at the beginning of the year an area of about 2,12,644 sq. yards was repaired either by semi-grouting or surface dressing and an area of about 1,75,193 sq. yards was patched. The total expenditure under this head amounted to Rs. 3,63,516/-.

The average rates of semi-grouting, surface dressing with asphalt and patching work out to Rs. 14-10-10, Rs. 7-3-10 and Rs. 12-2-1 per 100 sq. ft. respectively as against the rates of Rs. 14-11-4, Rs. 5-9-2 and Rs. 12-14-5 per 100 sq. ft. during the last year.

The surface of a portion of Tardeo Road admeasuring about 2,000 sq. yards which was treated with Shalimar tar in 1935-36 as an experimental measure was renovated by laying a fresh coat of Shalimar tar in consultation with Messrs. Shalimar Tar Products (1935) Ltd. The surface laid in 1935-36 has stood fairly well but the further work was done in order to prolong its life. The cost of the work amounts to Rs. 1,062/-.

(c) *Concrete Roads.*—No appreciable expenditure was incurred in maintaining these roads during the year.

Further portion of Frere Road comprising an area of 1,863 sq. yards was laid with 1½" to 2" premix asphalt carpet over the existing sett-stone surface. It may be stated that this method was first tried on a portion of Frere Road in 1934-35 as an experimental measure and necessary change in details of construction had to be made from time to time after observing the behaviour of the carpet already laid. The results obtained so far are not up to expectations and the question as to whether in view of the unsatisfactory results it is worthwhile continuing the experiment is under consideration.

In all 35 roads treated with a permanent mode of construction were repaired in parts comprising an area of 20,197 sq. yards at a total cost of Rs. 99,662/-.

(d) *Improvement of Katcha Footpaths.*—No special provision was made in the budget for 1938-39 for the improvement of katcha footpaths in the City. However, the work of improving the katcha footpaths, wherever necessary, was carried out meeting the expenditure from the Road Maintenance grants. A provision of Rs. 30,000/- only has been made in the budget for 1939-40. At this rate it will take more than 20 years to complete the programme of paving the existing footpaths. It is desirable that the programme should aim at completing the work in about 5 years' time. It is therefore proposed to asphalt the katcha footpaths by making increased provision for the same in the Revenue budget. A regular programme will be prepared and only those footpaths which will not be taken up for permanent paving for the next 5 years will be treated with asphalt, so that when their estimated life is over they will be due for permanent pavement.

So far we have been using asphalt for our road works. Tar was excluded as no properly refined and suitable stuff for road work was available. Recently some of the producers of tar represented the matter to me stating that they could supply well refined and suitable

quality of tar for road purposes, which would prove an effective substitute for asphalt. The Bombay Gas Co. offered free of cost sufficient quantity of tar for surface dressing and semi-grouting and it was tried as an experimental measure over a length of 150 ft. at Sewri Cross Road. Shalimar Tar Products (1935) also offered at the price at which asphalt was available last year, sufficient quantity of tar for carrying out similar experiment for a length of about 150 ft. on the same road. These works have been carried out and the results are being watched. If tar is found to be a suitable substitute for asphalt, the question of using it for surface dressing and semi-grouting of roads will be considered provided it is available at competitive rates.

(e) *Restoration of Trenches.*—The following lengths of trenches were opened by the Public Utility Companies and various Municipal Departments:

	R. Ft.
(1) Water Department	1,15,016
(2) Drainage Department	11,331
(3) Bombay Gas Co.	20,131
(4) Bombay Telephone Co.	39,424
(5) B. E. S. and Tramways Co.	21,178
(6) Government Telegraph Department	1,004
(7) Andhra Valley Power Supply Co.	21,179
(8) Miscellaneous agencies	39,213
Total	2,68,475

The trenches were restored at the cost of the departments and the Utility Companies at a total cost of Rs. 2,61,537/-.

The rates of restoring the trenches on asphalt roads for the last five years are as under:—

	1934-35.	1935-36.	1936-37.	1937-38.	1938-39.
	Rate per sq. yard.				
3" asphalt with oil asphalt	Rs. 9/-	Rs. 8/-	Rs. 8/-	Rs. 8/-	Rs. 8/-

(f) *Road Watering.*—All water-bound roads comprising an area of 1,46,238 sq. yards were watered twice a day during the dry season and the expenditure incurred thereon amounted to Rs. 14,773/-.

(g) *Roadside Trees.*—600 trees of various species were planted on various Municipal as well as ex-Trust roads in the City during the year. Of these 225 were planted to form new avenues on Lady Jamshedji Road and a portion of Gokhale Road at a cost of Rs. 2,462/- and the rest in place of those that were either damaged or perished. The severe storm that swept over the City early in October 1938 was responsible for uprooting of over 200 trees. The gaps thus created have been filled up by planting new trees.

As usual pruning was resorted to wherever the branches interfered with lighting of streets and the overhead wires of public services or encroached upon private properties. A systematic pruning of the overgrown trees was also carried out in each ward to give them shape and balance.

There are two small roadside gardens maintained by this Department, one at Gibbs Road and the other at the junction of Walkeshwar Road and Ridge Road. In the former ornamental trees and ferns are planted while flowering creepers and ferns are grown in the latter.

The general expenditure on the maintenance of roadside trees amounted to Rs. 6,759/-.

(h) *Benches.*—28 new reinforced cement concrete benches were purchased from the Simplex Concrete Works and Construction Co. at a cost of Rs. 980/-. Some of these were placed at the Mahim beach and some in a portion of Shivaji Park which is laid out as a recreation ground. It was suggested that concrete benches get hot in the sun and thus become uncomfortable for sitting. It is therefore proposed to purchase wooden benches and place them alongside the concrete ones and watch the results. 12 wooden benches are being manufactured at the Municipal Workshops at a cost of Rs. 400/-.

The existing benches at various places were repaired, wherever necessary, at a cost of Rs. 839/-.

(i) *Road Rollers.*—The total number of road rollers at the end of the year was 31 as against 32 at the end of the last year. The reduction is due to one of the rollers having been condemned as scrap. Out of the above 31 rollers, 5 were used on the roads treated with asphalt carpet and other construction works and 26 on the repairs and maintenance of roads. On an average, 23 rollers were in service every day. The total expenditure on the maintenance of the rollers during the year amounted to Rs. 63,895/-.

(j) *Motor Traction.*—Two 4-ton lorries were purchased during the year and brought into commission thus bringing the total of these lorries to 17. The mileage done by these lorries which were used in the Works Branch for the transport of materials was 2,29,983 miles. The mileage done by the existing eight 1 to 1½ ton lorries during the year was 65,158 miles. The rates charged to various Departments for 4-ton lorries were annas six per mile and for 1 to 1½ ton lorries annas five per mile.

A flat rate of Rs. 3/- per brass was charged for transporting metal from the Municipal Crushers to any part of the City. A rate of Rs. 1-4-0 per brass was charged for transporting rubble to Love Grove Crushers and a rate of Re. 0-14-6 per ton was charged to the Store-keeper for transporting, loading, unloading and stacking cement.

The total expenditure on the working of all the lorries amounted to Rs. 1,01,557/- and the receipts amounted to Rs. 83,970/- from the Works Branch and Rs. 31,530/- from other Departments.

(k) *Works done on behalf of other Departments and Private Parties.*—

(1) 48 works were carried out for other Departments at a total cost of Rs. 84,870/-.

(2) 272 works were carried out for various private parties at a total cost of Rs. 88,019/-.

(l) *Permits, etc.*—In all 3,157 permits were issued for the following purposes:—

	No. of Permits Issued.
(1) For temporary erection of mandaps	185
(2) For placing chairs and benches	468
(3) For erection of scaffolding and stacking building materials.	1,663
(4) For "Holi" Festival (free)	87
(5) For "Moharram" Festival (free)	298
(6) For opening trenches	456
Total	3,157

(m) *Street Widening Consequent upon Set-backs.*—The cost incurred in adding to the roads set-back lands acquired in the different parts of the City amounted to Rs. 47,456/- inclusive of the cost of incidental works such as shifting tram poles, electric cables, gas or electric lamps, etc. The total area added was 5,543 sq. yards. Large set-backs on Girgaum Road between Thakurdwar Road and Portuguese Church have been acquired and steps are being taken to add them to the road. In consequence of the widening of the road by the addition of set-backs it has become necessary to shift the tram tracks to the centre of the widened road. The works were in progress at the close of the year.

It may be stated in this connection that a large number of set-backs are usually acquired on roads which are not treated with a permanent mode of construction. The cost of adding such set-backs to the roads is to be met from the Revenue grant. As, however, adequate funds are not made available for the purpose, many acquired set-backs have necessarily to be held back much to the inconvenience of the public. It is therefore desirable that substantial money should be provided in the Revenue Budget for adding set-backs to ordinary roads in order to avoid as much inconvenience to the public as possible.

(n) *Roads Declared Public and Taken Over from Other Bodies.*—The following private streets which were declared public without resort to statutory action in accordance with the High Court decision were taken over for maintenance:—

Name of the Road.	Length in R. ft.
(1) Babula Tank Cross Lane	840
(2) Satta Gully off Shaik Memon Street	272
(3) Mangalwadi off Girgaum Road	470
Total	1,582

Other roads and footpaths taken over for maintenance are mentioned below:—

Name of the Road.	From whom taken over.	Length in R. ft.
(a) Roads.		
(1) Junction of Strand Road and Henry Road..	Bombay Port Trust	20
(b) Footpaths.		
(1) Junction of Strand Road and Henry Road..	Bombay Port Trust	20

(o) *Unauthorised Use of Roads for Stacking Building Materials by House-owners.*—Action under Section 322 (c) of the Municipal Act was taken to prevent unauthorised occupation of roads with building materials. 593 notices were served for contravening the provisions of this Section.

Fees were recovered for the use of roads for stacking building materials and putting up scaffolding. The total receipts under this head amounted to Rs. 81,379/-.

(p) *Recovery of Ground Rent on account of Occupation of Roads and Footpaths.*—Ground rents recovered on account of temporary lettings of roadside lands and parts of footpaths for the erection of petrol tanks, pumps and other miscellaneous occupations amounted to Rs. 21,052/-. This amount is exclusive of the rent for tramway tracks and way-leave in respect of telephone wires which amounted to Rs. 66,901/- and Rs. 67,000/-, respectively.

During the year no permission was granted in four cases for the erection of petrol pumps.

It may be stated that in 1934-35 there were 9 sites at different places in the City and they were leased for petrol installations. The Police having taken objection to the continuance of these sites on the ground of obstruction to traffic, their number was being gradually reduced and at present there are only two such sites, one at Churchgate Street and the other at Grant Road. The former is leased to Messrs. F. M. Chinoy & Co. and the latter to one Mr. Colman.

(q) *Materials Purchased for Road Maintenance Works.*—Particulars of the materials purchased for road maintenance works during the year are shown in the statement marked H.

(r) *Tramways.*—No additions were made to the total length of tracks during the year.

The total length of double tracks in the City is 26.70 miles and that of single tracks 2.27 miles.

In accordance with the Corporation Resolution No. 4313 of 7th October 1915 the following information regarding the rolling stock has been obtained from the B. E. S. and Tramways Company, Ltd., for the year under report:—

Number of cars running in the City	63 double deck bogies each seating 96 passengers.
classified according to different	2 double deck bogies each seating 92 passengers.
types with total carrying capacity	1 double deck bogie seating 86 passengers.
of each.	21 double deck bogies each seating 94 passengers.
	1 bogie seating 56 passengers.
	22 bogies each seating 60 passengers.
	5 bogie trains each seating 94 passengers.
	1 bogie train seating 98 passengers.
	48 single truck trains each seating 70 passengers.
	91 single truck trains each seating 78 passengers.
	1 single truck train seating 74 passengers.
	1 single truck train seating 54 passengers.
	3 single truck train each seating 62 passengers.
Total	260

No additions were made to tram shelters by the B. E. S. and Tramways Co., Ltd., but two passenger islands were laid out at the following places:—

(1) Parel Road opposite Palace Cinema.

(2) Parel Road opposite Berkley Place.

The existing tramway shelter at old Parel tram terminus was removed to the north end of Suparibag Reservation.

(s) *Street Name-boards.*—During the year 81 galvanised tubular poles with brackets and 162 galvanised suspending clips were made at the Municipal Workshops at a cost of Rs. 1,800/- for suspending some of the street name-plates which have already been purchased in the previous years. 82 additional street name-plates were purchased from the Kotkar Enamel Works for being erected on roads which have been either renamed or newly named. The cost of the plates amounted to Rs. 390/-.

(t) *Cleansing and Repairing Port Trust Wharves and Roads.*—As usual the amounts of Rs. 1,60,550/- and Rs. 43,680/- which are payable to the Bombay Port Trust on account of maintenance and lighting of the wharves and roads inclusive of the area in the Cotton Green were adjusted as rebate in the general tax payable by the Trust for the year under

(u) *Repairs to ex-Trust Roads.*—The expenditure booked during the year under report on the maintenance of roads in different Improvement Trust Schemes taken over in 1933 amounted to Rs. 24,533/-.

The expenditure booked during the year for the maintenance of the existing roadside trees on Trust roads amounted to Rs. 5,173/-.

(v) *Refuge Islands.*—During the year 5 pedestrian crossings were constructed at different places at a total cost of Rs. 723/- as noted below—

Name of the Place.	No. of Crossings.	Cost. Rs. a. p.
(1) Flora Fountain	2	243 0 0
(2) Junction of Lady Jamshedji Road and Wanzawadi	1	160 0 0
(3) Junction of Gokhale Road and Ranade Road Extension	1	160 0 0
(4) Gokhale Road opp. Dr. Kalkini's Hospital	1	160 0 0
Total		Rs. 723 0 0

(w) *Traffic Islands.*—The Corporation under their Resolution No. 259 of 24th July 1936 accepted the principle of providing traffic islands in the City at Municipal cost. The work of permanently constructing the traffic islands at the following junctions which was started in the previous year was completed during the year, at a total cost of Rs. 9,073/-:—

- (1) Esplanade Road opposite Army and Navy Stores.
 - (2) Esplanade Road opposite Queen's Statue.
 - (3) Gowalia Tank Road (Nana's Chowk).
 - (4) Byculla Bridge.
- In addition one more traffic island at the junction of 40 ft. and 60 ft. roads opposite Mr. Modak's Bungalow was permanently constructed at a cost of Rs. 2,233/-.

So far 33 junctions in the City have been selected for the construction of traffic islands and the Traffic Advisory Committee have classified them as 'A,' 'B' and 'C' class islands and numbered them serially according to their urgency and importance. The permanent construction of the islands will be taken up according to that order. During the year under report, the following traffic islands were laid out temporarily and kept under observation:—

- (1) Mahomedally Road junction with Ebrahim Rahimtoola Road.
- (2) Gokhale Road junction with Lady Jamshedji Road.
- (3) Gokhale Road junction with Portuguese Church Street.
- (4) Bori Bunder.
- (5) Poibawdi.
- (6) Gokhale Road and Bhawanishankar Road.

Of these islands the Traffic Advisory Committee have approved of the first three and these will be made permanent shortly.

(x) *Pedestrian Guard Railings.*—As the pedestrian guard railings provided in front of the Marine Lines Station and at the junction of Queen's Road and Princess Street for the convenience of the pedestrians were a success, similar railings were erected (1) at the junction of Sandhurst Road and Lamington Road and (2) Sandhurst Bridge. The question of providing such railing elsewhere is under consideration.

(y) *Renewals of the Floorings of the Footways of Certain Overbridges.*—During the year under report footway floorings of the following overbridges, for the maintenance of which the Municipality is liable, were repaired by substituting cement concrete for the existing trough flooring at a cost of Rs. 12,255/-. The work was entrusted to the G. I. P. Railway—

- (1) Victoria Gardens Overbridge.
- (2) Currey Road Overbridge.
- (3) Arthur Road Overbridge.
- (4) Carroll Road (Elphinstone) Overbridge.

(z) *Repairs to the Queen's Statue at Esplanade Road.*—The question of repairs to the statue of Her Majesty the late Queen Victoria at Esplanade Road, which is not in a satisfactory condition was further considered. The eminent sculptors who made a detailed study of the work, were practically unanimous in the opinion that the statue should be entirely replaced by making a replica thereof either in marble or bronze. As the Corporation have no authority to dispose of the statue, a reference has been made to Government in the matter, requesting them to make a special grant to the Municipality for the purpose. No definite reply has yet been received from Government.

During the year the Corporation granted permission to the erection of a marble bust of Mr. M. E. Joshi at the junction of Jam-e-Jamshed Road and Muncherji Joshi Road. The bust has been erected and unveiled and will be formally taken over for maintenance shortly, for which a donation of Rs. 500/- has been made.

Quarries in Trust Schemes.

140. No fresh quarrying was done in the quarry in Scheme 52. The material lying at the quarry was sold to the public and the Municipal Departments at rates sanctioned from time to time.

The expenditure incurred on account of watching and issuing the materials, etc., from these quarries amounted to Rs. 810/-. The value of material on hand at the close of the year as per sanctioned rates amounted to Rs. 2,45,768/- for the Worli Quarry in Scheme No. 52.

About 205 brass of rubble cupchies lying in Scheme 52 were broken into 2½" and 1½" metal under contract at the rates of Rs. 3-6-0 and Rs. 4-14-0 per 100 c. ft. respectively. The sale price of 2½" hand broken metal was fixed at Rs. 6-4-0 and for 1½" size at Rs. 8/- per 100 c. ft. exclusive of transport and loading charges.

Quarrying operations at Wadala Scheme No. 57 were continued. A contract was awarded for quarrying rubble stone, hauling it to the Municipal Crushers at Sewri and stacking it into measurable depots at the rate of Rs. 5/- per 100 c. ft.

Crushers.

141. The stone crushers at Sewri and Love Grove were working economically during the year. The rubble required for Sewri Crusher was obtained from the Trust quarry at Wadala, Scheme No. 57, at the rate of Rs. 5/- per 100 c. ft. plus a royalty of Rs. 2-8-0 per brass. For this purpose a regular contract was arranged for quarrying rubble from the Trust quarry at Wadala and removing and stacking it in depots at Sewri Crushers. The rubble required for Love Grove Crusher was obtained from the Trust dump at Worli at the rate of Rs. 3/- per 100 c. ft.

The contract for the supply of labour to Sewri crusher for the year under report was held by Messrs. Nagji Narshi & Bros. the rate being Rs. 2-0-6 per 100 c. ft. as against the previous year's rate of Rs. 2-2-0 per 100 c. ft. The rate was inclusive of the supply of necessary labour for feeding the crushers, screening materials, forming depots and loading into lorries. Experience has shown that this method of obtaining necessary labour by an annual contract is not only satisfactory but also much economical.

The Love Grove Crushers continued to work departmentally during the year under report as before.

The Parker type 20" x 12" Stone Crusher purchased last year and installed at Sewri is working satisfactorily. The production of cubical chips from this plant justifies the original expectations about the plant.

During the year two Baxter type Stone Crushers were purchased from Messrs. Marshall Sons & Co. (India), Ltd., at a cost of Rs. 17,430/-. Arrangements are being made for the erection thereof on one of the ex-Trust plots at a short distance from the rubble dump. The Roadway Equipment Plant with a boiler ordered from Messrs. Heatly & Gresham, Ltd., is also being installed on one of the ex-Trust plots by the side of the two crushers mentioned above. Arrangements are being made for a suitable site in the vicinity of these plants for the location of the transport fleet. This arrangement will save the cost of transport of metal from the Crushers to the Asphalt Plant and reduce that of transporting rubble from the Worli dump to the crushers.

An order for the purchase of one Dust Extraction Plant is placed with Messrs. Marshall Sons & Co. (India), Ltd. This plant will help to get rid of the dust nuisance as a result of crushing operations.

The following statement shows the income and expenditure pertaining to the two crushers :—

Particulars.	Income.	Expenditure.	Profit.
	Rs.	Rs.	Rs.
1. Sewri Crushers	81,945	70,800	11,145
2. Love Grove Crushers	68,631	66,481	2,150

The quantities of metal, grit, etc., crushed at the two crushers during the year under report are as follows:—

Kind of metal.	Sewri Crushers.	Love Grove Crushers.	Total.
	C. ft.	C. ft.	C. ft.
1½" metal	1,51,600	1,51,600
1" metal	1,65,575	1,65,575
½" chips	2,92,100	98,850	3,90,950
Grit	96,350	32,950	1,29,300
Grit with dust	35,100	(screened). 85,475	1,20,575
Dust	6,250	22,750	29,000
Fine grit	25,050	25,050
Crusher run	78,400	66,000	1,44,400

The rates for the supply of different materials during the last five years are given in the following statement:—

Kind of material.	1934-35 per 100 C. ft.	1935-36 per 100 C. ft.	1936-37 per 100 C. ft.	1937-38 per 100 C. ft.	1938-39 per 100 C. ft.
	Rs. a. p.	Rs. a. p.	Rs. a. p.	Rs. a. p.	Rs. a. p.
1½" metal	10 0 0	10 0 0	10 0 0	10 0 0	10 0 0
1" metal	12 0 0	12 0 0	12 0 0	12 0 0	12 0 0
½" chips	16 0 0	16 0 0	16 0 0	16 0 0	16 0 0
Grit	19 0 0	19 0 0	19 0 0	19 0 0	19 0 0
Grit and dust	11 8 0	11 8 0	11 8 0	11 8 0	11 8 0
Dust	Free	Free	Free	Free	Free
Fine Grit	11 8 0	11 8 0
Crusher run	12 12 0	12 12 0

NOTE.—The rates are for the supply ex-crushers and therefore do not include charges for transport and loading, etc.

Asphalt Plant.

142. During the year under report the Municipal Asphalt Plant was closed for 131 days from the 4th June 1938 to 11th October 1938, on account of the monsoon, one day on account of intermittent rain and one day (7th November 1938) due to the general labour strike. Out of the remaining 234 days, 195 were working days, the rest being non-working days on account of Sundays and holidays.

The average area laid per day with the different methods is as follows:—

Method.	Length in miles.	Area in sq. yds.	No. of days.	Average area per day.
(1) 3" sheet asphalt	0.844	23,248.94	45	516.64
(2) 2½" mixed macadam with ½" seal coat	0.123	4,793.00	8½	563.88
(3) 3" plant mixed as- phalitic concrete
(4) Maintenance work	20,357.56	72½	280.09
(5) Trench work	5,493.89	69	79.65
Total	0.967	53,893.39	195

The following tests were carried out during the year at the Asphalt Plant Laboratory :—

Nature of tests.	No. of tests.
(1) Extractions	158
(2) Platform sand tests	857
(3) Testing sand from depots	139
(4) Testing materials from depots	135
(5) Tests of platform sand and metal	180
(6) Void tests	45
(7) Specific gravity tests	350
(8) Preparing samples of various road mixtures	45
(9) Penetration and other tests	415

The total expenditure incurred on the working of Asphalt Plant amounted to Rs. 1,83,313/-. The value of the materials on hand at the close of the year was Rs. 73,825/-, the net expenditure therefore works out to Rs. 1,09,488/-.

The Roadway Equipment Asphalt Plant equipped with a boiler ordered from Messrs. Heatly and Gresham, Ltd., as mentioned in the last report is being installed at Worli on the ex-Trust land opposite the rubble dump. The work of installation by the side of the plant of two stone crushers ordered from Messrs. Marshall Sons & Co (India), Ltd., is also in hand. This will save the cost of transport of metal from crushers to plant and reduce that of rubble from Worli dump to crushers.

During the year a road heater has been purchased from Messrs. Duncan Stratton & Co., Ltd. This plant will be very useful in carrying out repairs to sheet asphalt roads (where cracks develop) by the process of removing the top surface by heating operations and replacing it by a new surface.

The practice of laying pre-coated chips on the finished surfaces of asphalt roads which was adopted since last year, is found very suitable and is being adopted wherever necessary to prevent sheet asphalt surfaces from becoming slippery.

REPAIRS AND MAINTENANCE OF DRAINS AND SEWERS.

Repairs and Alterations.

143. 204 repairs and alterations to drains and sewers were carried out departmentally, 128 manhole frames and covers, 160 gratings of water gullies and 14 ventshafts were renewed. In addition to this some additional manholes were constructed and the existing water entrances shifted for facility of cleaning operations. The total expenditure booked upto the end of the year on these works amounted to Rs. 2,14,688/-.

Cleaning Operations.

144. (a) *Pipe Sewers*.—The length of pipe sewers from 9" and upwards in diameter, was increased during the year by 1.85 miles thus bringing the total mileage of sewers to 147.65 miles. During the year under report it was found necessary to clean 119.37 miles of these sewers by passing discs, ropes and cleaning rods through them and the total amount of silt removed therefrom amounted to 2,910 tons which was sent to Deonar in specially built wagons. 2,407 chokes were removed from these sewers.

(b) *Ovoid Sewers*.—The total mileage of the main ovoid sewers in the City was 17.18 miles at the close of the previous year. 12.48 miles of these sewers were cleaned by passing scrapers and the silt removed therefrom amounted to 1,338 tons which was sent to Deonar along with that removed from the pipe sewers.

(c) *Storm Water Drains*.—The length of the storm water drains of varying sizes was increased by about 2.20 miles thus bringing the total length of storm water drains to 199.20 miles. 28.05 miles of these drains were cleaned during the year and the silt removed therefrom amounted to 19,018 tons.

(d) *Water Courses*.—Water courses at the following places were kept in order and cleaned wherever necessary :—

Banganga, Narayen Dabholkar Road, Wilderness Road, Nepean Sea Road, Bomanji Petit Road, Tardeo Flats, Sewri Cross Road, Sion Road, Sion Koliwada, Matunga Harbour Branch Line, Tulsi Pipe Lines, Arthur Road behind Jail, New Foras Road, Dharavi Road, Dharavi Creek.

(e) *Catchpits*.—There are 31 catchpits on pipe sewers and 9 on ovoid sewers. They were frequently cleaned during the year and the silt removed therefrom amounted to 3,553 tons which was also sent to Deonar, as usual.

(f) *Water Entrances*.—There were 12,948 water entrances in the City at the close of the previous year. During the year under report 125 new water entrances have been constructed. The total number of water entrances in the City comes to 13,073 out of which 5,541 are provided with closable types of frames and gratings, 2,819 with gratings and concrete covers and 4,713 with gratings and tin plates. They were cleaned and kept in working order and opened and closed before and after the monsoon.

(g) *Biological Installation at Banganga*.—The installation was kept in working order during the year. The septic tank and contact beds were cleaned. The expenditure incurred in this connection amounted to Rs. 2,940/-.

(h) *Street Connections*.—58,482 street connections were cleaned during the year.

(i) *Ventshafts*.—There were 764 ventshafts attached to the pipe sewers, main sewers and storm water drains in the City at the close of the previous year. During the year under report 34 new ventshafts were erected. The total number of ventshafts is thus 798 which were maintained and kept in working order.

Cleaning, Maintaining and Upkeep of Open Main Drains and Low Level Channels.

145. (a) The cleaning of the open main drains and low level channels, was carried out departmentally during the year at a total cost of Rs. 5,933/- and the silt removed therefrom amounted to 5,859 tons. The sale of the rights of cultivation and cutting grass on the banks of the channels realised Rs. 3,260/-.

(b) The open main drains and low level channels were maintained in a satisfactory condition at a total cost of Rs. 6,861/-.

Departmental and Private Works.

146. Minor departmental and private works amounting to Rs. 31,012/- were carried out at the cost of various departments and private parties.

Strengthening the Relieving Arches over the Old S.W. Drain in Falkland Road.

147. A length of 110 ft. of the arch of the drain was strengthened by providing 23 relieving arches thereunder at a cost of Rs. 2,847/-.

Breakdowns in Sewers and Drains.

148. Extraordinary repairs to the old sewers and drains at the following places were carried out and the total expenditure thereon amounted to Rs. 3,991/-.

Forjet Street, Bara Imam, Tardeo, near Majestic Cinema, Girgaum Road, Proctor Road, Falkland Road, 1st Cross Lane, Ardeshir Dady Street, Ripon Road, Pedder Road, Walkeshwar Road, Falkland Road, Abdul Rehman Street, Girgaum Back Road.

Sluices.

149. 29 sluices on storm water outfalls and 7 fair weather connections were operated and maintained at a total cost of Rs. 773.

Underground Flushing Tanks.

150. There were 412 underground flushing chambers to flush pipe sewers and they were repaired and kept in working order at a cost of Rs. 555/-.

New Works.

151. (a) *Petty Drainage Works*.—During the year under report 21 drainage works were carried out departmentally meeting the expenditure from the grant of Rs. 15,000/- provided in the budget for the purpose.

(b) *Completion of House Drainage Connections in different parts of the City*.—The street portions of house drainage connections from new buildings in the City were carried out during the year and 527 sullage connections were made which served 540 premises, all of which are drained on the water carriage system. 174 storm water drain connections were made for discharging both storm water and effluent from the septic tanks in unsewered areas. The total expenditure on making street connections amounted to Rs. 57,639/-.

(c) *Permanent Manholes over S. W. Drains*.—During the year 26 manholes were constructed on the storm water drains at a total cost of Rs. 2,971/-.

(d) *Renewal of Arched Masonry Drains*.—346 ft. of the very old existing arched drain at Abdul Rehman Street was removed completely and replaced by three rows of 33" diameter Hume pipes and 236 ft. of the same drain was removed and replaced by one row of 33" diameter Hume pipes at a total cost of Rs. 15,629/-.

521 ft. of the old arched drain in Nagdevi Street was removed and replaced by 36" diameter Hume pipes; 598 ft. of it was replaced by 30" diameter Hume pipes and 199 ft. by 15" Hume pipes at a total cost of Rs. 18,926/-.

66 ft. of the arched drain at Carnac Road was renewed by 33" diameter Hume pipes and 470 ft. of it was repaired at a total cost of Rs. 16,591/-.

(e) *Construction of an R. C. G. Staircase at Mahalaxmi Station Bridge.*—It was stated in the last year's report that negotiations were opened with the B. B. & C. I. Railway for the necessary land for locating the staircase. These negotiations are still going on and the final reply to the proposals submitted to the Railway is being awaited. The work had necessarily to be postponed pending negotiations.

(f) *Ventshafts over S. W. Drains.*—In accordance with the scheme of providing ventilating shafts over s. w. drains for their effectual ventilation, a sum of Rs. 5,000/- was provided in the year under report. The amount has been utilised for providing 11 ventshafts at various places.

(g) *Cement Concrete Wall at Chaupatty.*—A provision of Rs. 4,500/- was made in the year for extending the cement concrete stepped wall along the Chaupatty foreshore towards the Gymkhana Boat house. This work has been carried out at a cost of Rs. 3,941/-. The cement concrete stepped wall along the Chaupatty Sea Face was designed to prevent the shore from being inundated by the inroads of the sea. The work was done piecemeal during the last about 6-8 years. The entire beach is now satisfactorily protected.

Plant and Machinery.

152. The details of the plant and machinery purchased during the year under report for the Works Branch are given in the statement marked L.

Design Office Work.

153. 212 estimates of miscellaneous road works and 263 for miscellaneous drainage and sewerage works were prepared in the Design Office. The total amount of these estimates amounted to Rs. 89,49,432/-.

The estimates for road works include estimates for parks and open spaces, improvement of private streets, filling in low-lying lands, Capital roads and roads financed out of development scheme funds. Out of the total number of estimates 4 were for providing playgrounds and parks and they amounted to Rs. 80,569; 16 amounting to Rs. 2,21,697/- were for filling and 18 estimates amounting to Rs. 58,576/- were for the improvement of private streets, for which action was proposed to be taken under Sections 305 and 377(1-A) of the Municipal Act.

300 old miscellaneous estimates of road and drainage works were revised during the year. The total amount of these estimates amounted to about Rs. 15,10,000/-.

450 miscellaneous estimates prepared by the Ward Engineers were checked, the total amount of these estimates amounted to about Rs. 24,003/-.

About 827 tracings of road and drainage works were prepared and in all 4,020 blue print were taken out as against 1,012 tracings and 3,737 blue prints prepared during the previous year.

Survey sheets are being maintained with up-to-date information regarding drainage and sewerage works, street connections, underground works of the Public Utility Companies and other miscellaneous works.

Details of different important schemes for which plans and estimates were prepared during the year are given in the Statement marked J.

Street Lighting.

154. The increase in the total number of lamps of the 3 kinds used in the lighting of streets was 446 during the year. The following statements give the details of the gas and electrical lamps in use :—

(A) Gas Lamps.

(i) LOW PRESSURE GAS LAMPS.

Type of lantern.	1-lt.	2-lt.	3-lt.	4-lt.	5-lt.	6-lt.	8-lt.	10-lt.	12-lt.	18-lt.	24-lt.	Total
Hexagonal	3,373	489	249	1	4,112
Bombay	571	571
Littleton	164	995	418	570	454	2,601
Roohester	(a) 45	..	(b) 22	335	(c) 47	37	(d) 8	17	..	511
London	11	11
Traffic directional lamps at traffic islands at various junctions	42	..	1	43
											Total	7,849

(a) 6-lt. lamps burning with 3 mantles only.

(b) 17 6-lt. and 5 10-lt. lamps burning with 5 mantles only.

(c) 12-lt. lamps burning with 8 mantles only.

(d) 2 18-lt. lamps burning with 12 mantles only.

(ii) HIGH PRESSURE GAS LAMPS.

Type of lantern.	300 C.P.	500 C.P.	1,000 C.P.	1,500 C.P.	2,000 C.P.	3,000 C.P.	4,000 C.P.	Total.
Keith	2	9	19	17	37	3	4	91
Suggs	8							8
							Total	99

Grand total of (i) and (ii) = 7,849 + 99 = 7,948.

(B) Electric Lamps.

Type of lantern.	40 wt.	75 wt.	100 wt.	150 wt.	200 wt.	250 wt.	300 wt.	400 wt.	500 wt.	1,000 wt.	1,500 wt.	Total
Holophane or Heydon Harrison or Wembley or Wattle or City or Novalax or Mer- cury Vapour Dis- charge lanterns	14	201	116	85	425	26	884	1	16	2	1	1,73

The above statement of lamps includes (i) lamps maintained by the B. E. S. and Tramways Co., Ltd., near Victoria Terminus, (ii) lamps belonging to the ex-City Improvement Trust and (iii) lamps maintained by the G. I. P. Railway and B. B. & C. I. Railway on behalf of the Bombay Municipality.

(C) Incandescent Oil Lamps.

Total number of these lamps during the year under report was 219.

The lamps mentioned under (A), (B) and (C) above are maintained and looked after by the Bombay Gas Co., Ltd., the B. E. S. and Tramways Co., Ltd., and Messrs. Anderson Daw & Co., respectively.

The total candle power of each kind of lighting was as follows:—

Kind of lighting.	Candle-power.
Gas	21,01,720
Electric	4,45,883
Bannister (Incandescent Oil Lamps)	1,31,400

The total quantity of gas consumed during the year was 24,60,60,165 c. ft. as against 21,77,39,844 c. ft. in the previous year, the calorific value of the gas being 400 (Min.) B. T.

The aggregate load of the electric lamps was 407.085 K. Watt as against 391.325 K. Watt of the previous year, out of which the load of all-night lamps was 388.835 K. Watt against 368.975 K. Watt of the previous year.

The expenditure incurred for lighting and maintaining the lamps during the year under report was as follows:—

	Rs.
Gas lamps	6,84,074
Electric lamps	2,86,275
Incandescent oil lamps	40,617
Total	10,10,966

In addition to the above a sum of Rs. 81,760/- was spent on the following items :—

	Rs.
(1) For erection of new lamps	12,574
(2) Repairs and renewals	25,455
(3) Miscellaneous	51
(4) Lighting of Bombay Port Trust wharves and roads (by way of rebate)	43,680
Total	81,760/-

A sum of Rs. 8,919/- was also spent from the provision made in the Budget B for lighting roads in different Trust Schemes.

General Remarks.

155. During the year under report the lighting of a portion of Colaba Road and Mayo Roads was improved. The lighting of Hornby Road and Esplanade Road was also much improved by the replacement of the original High Pressure "Keith" Lamps by a new type of lamp, viz., "Supervia G." The Keith lamps had practically lived their useful life and were already due for replacement. The work was carried out by the Bombay Gas Co. Ltd., at their own cost as a token of their contact with the Corporation over a very long period. It is understood that this replacement has cost the Gas Co. more than Rs. 12,000/- which expenditure was saved to the Municipality owing to the generosity of the Company. Improvement in lighting was also effected on certain main and arterial roads by restoration of the original candle power of lamps which was temporarily reduced as a measure of economy in previous years.

156. Hornby Vellard which has been widened was lighted with Mercury Vapour lamps. This type of lighting is a novelty in India although widely used in prominent Western cities. The illumination by these lamps is satisfactory and justifies the use of such lamps on a larger scale. Portions of Hughes Road and Love Grove Road between Hornby Vellard and the bridge, were lighted with Sodium Vapour lamps supplied by the Precious Electric Co., free of cost, for demonstration purposes in order to compare their suitability with the gas or other electric lighting. If the expectations about their efficiency are realised the question of using them on other important roads in the City will be considered. It has also been decided to provide Sodium Vapour lighting on Worli Sea Face Road.

157. Antop Hill Road leading to the Government Salt pans was partly provided with electric lighting. A portion of Jerbai Wadia Road which was widened to its full width was lighted with gas. All the remaining newly constructed roads in Shivaji Park area and the ex-City Improvement Trust Worli Hill and Naigaum Estates and certain other roads in the north of the City were lighted satisfactorily. Lamps on some of the roads in Dadar-Matunga Estate of the ex-City Improvement Trust were put into commission owing to the development of the localities. The lamps provided by Government on some of the roads in Back Bay Reclamation area were taken over and put into commission. "Keep Left" lamps were provided at the traffic islands constructed during the year.

158. During the year about 300 "Bombay" lamps which had gone old and found to be corroded and burnt out were replaced by Littleton lamps.

STATEMENT "A".

Statement showing Road and Footpath Works executed by contract during the year 1938-39.

No.	Name of works.	Name of Contractor and Standing Committee Resolution No.	Contract amount (tendered amount).	Actual expenditure including establishment upto 31st March 1939.	Cost of asphalt including establishment upto 31st March 1939.	Total expenditure upto 31st March 1939.	Date of completion as per contract.	Actual date of completion.	REMARKS.
			Rs.	Rs.	Rs.	Rs.			
1	Providing 6" c. c. foundation slabs along Fergusson Road from DeLisle Road Bridge to its junction with Love Grove Bridge.	Messrs. Poonja Champsi & Co. S. C. R. No. 555 of 26.8-36.	67,040	71,941	56,196	1,28,137	Within six working months from 25-2-37.	10-5-37	Work completed; accounts adjusted.
2	Providing c. c. slabs and sett pavement along Argyle Road between Musjid Bridge Road and Frere Road.	Messrs. Nagji Narahi & Bros. S. C. R. No. 764 of 13-10-37.	74,850	73,889	NIL	73,889	Within 6 working months from 8-11-37.	11-5-38	Work completed; accounts adjusted.
3	Providing c. c. foundation slabs along Gokhale Road (south) between Sayani Road and Bhawanishankar Road.	Mr. Balkrishna P. Banker. S. C. R. No. 866 of 10-11-37.	31,107	31,635	35,289	66,924	Within 2 1/2 working months from 13-12-37.	28-4-38	Work completed; accounts adjusted.
4	Widening Love Grove Bridge including other accessory works.	Messrs. Gannon Dunkerley & Co., Ltd. S. C. R. No. 231 of 24-5-37, and S. C. R. No. 1561 of 15-2-39.	1,83,250	1,33,566	NIL	1,33,566	14-10-38	31-3-39	Work completed; accounts are to be adjusted.
5	Extending southwards the existing sea wall west of Love Grove Bridge and providing tidal balanced flap gates therein.	Do. Do.	1,02,088 36,786	69,338	NIL	69,338	Within 10 working months from 30-6-37.	Incomplete. Further work costing Rs. 36,786/- entrusted to the contractors.
6	Providing c. c. carriageway and other allied works along Hornby Vellard.	Messrs. Rasulji Rajbhoy & Co. S. C. R. No. 1270 of 5-1-38.	88,948	77,976	NIL	77,976	Within 7 working months from 24-2-38.	27-2-39	Work completed. Accounts are to be adjusted.
7	Filling in with earth, murum, etc., the low-lying ground between the existing concrete at Hornby Vellard and the W. I. T. Club fencing.	Mr. Balkrishna P. Banker. S. C. R. No. 1460 of 16-2-38.	6,183	7,076	NIL	7,076	Within 2 working months from 17-3-38.	30-6-38	Work completed; accounts adjusted.
8	Providing c. c. slabs along Bellasis Bridge and its approaches; construction of retaining walls, filling in, etc.	Messrs. Tejoo Kaya & Co. S. C. R. No. 1227 of 22-12-37, and S. C. R. No. 1502 of 31-1-39.	1,24,000	73,723	NIL	73,723	Within 12 working months from 23-2-38.	Incomplete.
					Carried over	6,30,629			

STATEMENT "A".—(contd.)

No.	Name of work.	Name of Contractor and Standing Committee Resolution No.	Contract amount (tendered amount).	Actual expenditure including establishment upto 31st March 1939.	Cost of asphalt including establishment upto 31st March 1939.	Total expenditure upto 31st March 1939.	Date of completion as per contract.	Actual date of completion.	REMARKS.
			Rs.	Rs.	Rs. Brought over	Rs. 6,30,629			
9	Providing c. c. slabs and sett-stone pavement along Colaba Road between Henry Road and Kittridge Road.	Messrs. Tejoo Kaya & Co. S. C. R. No. 1211 of 7-12-38.	69,731	Nil.	Nil.	Nil.	Within 7 working months from 9-1-39.	Incomplete.
10	Providing c. c. slabs and sett-stone pavement along Falkland Road between Kumbharwada Street and Erskine Road.	Messrs. Nagji Narshi & Bros. S. C. R. No. 1593 of 22-2-39.	18,868	Nil.	Nil.	Nil.	Within 2½ working months from 30-3-39.	Incomplete.
11	Filling in the ground at the north-east corner of the junction of Mahim Causeway and Mori Road.	Mr. Jitram Parbhudayal. S. C. R. No. 1101 of 30-11-38.	7,161	Nil.	Nil.	Nil.	Within 2 working months from 21-12-38.	1-2-39	Work completed, accounts to be adjusted.
					Total Rs.	6,30,629			
1	<i>New Footpaths.</i> Paving with blue stones the footpaths in Hornby Ballard Road Scheme.	Messrs. M. Gulamali & Co. S. C. R. No. 1457 of 16-2-38.	19,480	9,721	Nil.	9,721	Within 2 working months from 25-3-38.	28-7-38	Part work completed. Further work to be done departmentally as the site becomes available.
2	Paving with blue stones the footpaths at (1) Palton Road, (2) Ahmedabad Street, (3) Masjid Bridge Road, (4) Baroda Street and (5) Kurla Street.	Messrs. Nagji Narshi & Bros. S. C. R. No. 1212 of 7-12-38.	32,586	Nil.	Nil.	Nil.	Within 3 working months from 13-1-39.	Incomplete.
3	Paving with blue stone slabs the footpaths at (1) Arthur Bunder Road off Colaba Causeway, (2) Thakurdwar Road between Vithalbai Patel Road and Girgaum Road, (3) Girgaum Road between Kennedy Sea Face and Gamdevi Road and (4) the junction of DeLisle Road and Arthur Road.	Messrs. M. Gulamali & Co. S. C. R. No. 573 of 24-8-38.	29,108	24,187	Nil.	24,187	Within 3 working months from 8-10-38.	15-2-39	Work completed. Accounts are to be adjusted.
					Total Rs.	33,908			

STATEMENT "B".

Statement showing Drainage Works executed by contract during the year 1938-39.

No.	Name of work.	Name of Contractor and Standing Committee Resolution No.	Contract amount.	Total expenditure upto 31st March 1939.	Date of completion as per contract.	Actual date of completion.	REMARKS.
			Rs.	Rs. p. p.			
1	Construction of a 30" Hume pipe sewer with accessories along Bellasis Road between Ripon Road and Lamington Road.	Mr. Rustomji A. Forbunderwala. S. C. R. No. 1471 of 24-2-37.	94,085	1,04,134 0 0	Within 12 working months from 15-4-37.	28-4-38	Work completed; accounts adjusted.
2	Providing and laying 12" stoneware pipe s.w. drains with accessories in 40' road around Shivaji Park.	Messrs. Nagji Narshi & Bros. S. C. R. No. 1360 of 3-2-37, and S. C. R. No. 347 of 8-8-38.	25,215	22,888 0 0	Within 3 working months from 25-2-37.	10-5-37	Work completed; accounts adjusted.
3	Construction of 42" and 48" sewers with accessories in Haines Road between Mahaluxmi Overbridge and the Culvert over s.w. channel.	Messrs. Prabhat Construction Co., Ltd. S. C. R. No. 1397 of 18-1-39.	1,40,381		Within 12 working months from 1-3-39.	Incomplete.
4	Construction of 57" Hume pipe sewer across the s.w. Reservoir to meet the main sewer near Love Grove Pumping Station and 24" Hume pipe sewer K J along Haines Road.	Messrs. The Universal Construction Co. S. C. R. No. 42 of 13-4-38.	1,39,728	15,363 0 0	Within 12 working months from 18-5-38.	Incomplete.
5	Providing 30" and 36" Hume pipe s.w. drain in place of the existing dhapa drain in Ripon Road between Sankli Street and Byoulla Station Road.	Messrs. Prabhat Construction Co., Ltd. S. C. R. No. 1257 of 14-12-38.	22,232	Nil	Within 24 working months from 3-3-39.	Incomplete.
			Total Rs.	1,42,380 0 0			

STATEMENT "C".

Statement showing Road, Drainage and other Works carried out departmentally during 1938-39.

Serial No.	Name of Work.	Actual expenditure incurred.	REMARKS.
<i>Road Works.</i>			
1	Filling in and providing kerbs along the eastern footpath of Tulsi Pipe Line Road from 200' north of Tilak Bridge to Lady Hardinge Road	6,054 0	Incomplete.
2	Construction of certain roads with necessary drainage arrangements round Shivaji Park.	29,246 0	Do.
3	Constructing a pucca retaining wall at the toe of Walkeshwar Road to support the embankment	11,084 0	Do.
4	Excavating upto the subgrade in earth beyond the existing concrete road (eastwards) for a length about 1,000 ft. northwards from the culvert at Hornby Vellard and filling in with surplus material the low lying ground	1,149 11 0	Complete.
5	Widening a portion of 1st Marine Street between A and B including paving of foot-paths, etc.	20,260 10 0	Do.
6	Laying out the area of Shivaji Park along Mahim Foreshore as a recreation ground	10,622 0 0	Incomplete.
7	Construction of two-third width of road O N M and O P Q R including a drain and sewer connections	35,190 0 0	Do.
8	Construction of half width of road A-B, B2-C, C2-D, D2-E, E-F and E-G	38,129 0 0	Do.
9	Remodelling platforms Nos. 1, 2 and 3 at Mahaluxmi Siding	39,939 0 0	Do.
10	Converting the open plot of land off 40' road at Shivaji Park Municipal Colony into a recreation ground	1,577 0 0	Do.
11	Providing barbed wire fencing at Wagheshwari Temple and closing gates	301 0 0	Do.
12	Construction of two-third width of road H B N including lighting at Shivaji Park	3,858 0 0	Do.
13	Construction of two-third width of road J D P including lighting at Shivaji Park	881 0 0	Do.
14	Construction of two-third width of road Y M including lighting at Shivaji Park	3,705 0 0	Do.
15	Construction of two-third width of road W R including lighting at Shivaji Park	3,771 0 0	Do.
	Carried forward	2,05,767 5 0	

Serial No.	Name of work.	Actual expenditure incurred.	REMARKS.
		Rs. a. p.	
	Brought forward ..	2,05,767 5 0	
16	Concreting one-third width of the carriageway of 50' road at Shivaji Park ..	Nil.	Incomplete.
17	Concreting half width of the carriageway of 40' road at Shivaji Park ..	51 0 0	Do.
18	Concreting one-third width of the carriageway of 50' road with cement concrete slabs 6" thick ..	Nil.	Do.
19	Mahaluxmi Overbridge Scheme		
	(1) Constructing (semi-grouting) road on the west side of Mahaluxmi Overbridge near Race-course ..	38 9 0	
	(2) Providing s. w. drain in the above road ..	2,899 8 0	
	(3) Providing 6" pipe sewer in the above road ..	2,967 5 0	
	(4) Constructing access roads to arches (to the north and south of Mahaluxmi overbridge, east approach) and the passage under one of the arches of the Mahaluxmi overbridge to connect the two approaches including lighting ..	Nil.	
	(5) Laying 9" pipe sewer in the above roads ..	851 4 0	
	(6) Providing s. w. drainage arrangements in the access road, etc. ..	849 8 0	
20	Construction of s. w. drain in 40 ft. road off Portuguese Church Street between Palan Sojpal Chawl and Antonio D'Silva High School compound including lighting ..	2,518 14 0	Complete.
21	Construction of sewer in do. do. ..	1,999 0 0	Do.
22	Spreading red hill earth and manure including fencing, hydrants, etc., for the plot at the junction of Mori Road and Mahim Causeway ..	884 0 0	Incomplete.
23	Levelling the eastern footpath in the north of Hornby Vellard in connection with the work of widening Hornby Vellard to full width ..	880 4 0	Complete.
24	Constructing a road and culvert over the drainage channel to the west of Globe Mill Passage ..	Nil.	Incomplete.
25	Hornby Road to Ballard Pier Scheme		
	(1) Inclusion of set-back land into Cawasji Patel Street including construction of footpath in front of plots Nos. 4 and 5 ..	2,24 0 0	Complete.
	Carried forward ..	2,21,917 9 0	

Serial No.	Name of work.	Actual expenditure incurred	REMARKS.
		Rs. a. p.	
	Brought forward	2,21,917 9 0	
(2)	Inclusion of set-back land into Cawasji Patel Street including construction of footpath in front of plots Nos. 36A and 38	1,173 8 0	Completed
(3)	Construction of passage with necessary underground drains, etc., along the northern boundary of plots Nos. 38, 39 and 40	4,895 2 0	Do
(4)	Providing cement concrete roadway with necessary paved footpaths along the proposed extension of Parsi Bazar Street between Pherozshah Mehta Road and Gunbow Street	8,916 15 0	Do
(5)	Providing 9" pipe sewer and 12" s. w. drain, with necessary water entrances in the proposed Extension of Parsi Bazar Street between Pherozshah Mehta Road and Gunbow Street	2,469 5 0	Do
(6)	Inclusion of set-back land into Gunbow Street and Cawasji Patel Street including construction of footpaths in front of plot No. 37	1,913 2 0	Do
(7)	Inclusion of set-back land into Gunbow Street and Cawasji Patel Street including construction of footpaths in plot No. 42	12,104 14 0	Do
(8)	Inclusion of set-back land into Gunbow Street and Bohra Bazar Street including footpath along Gunbow Street in front of plot No. 52	701 0 0	Do
(9)	Construction of a portion of service passage including cost of lighting along the northern boundary of plot No. 41	744 14 10	Do
(10)	Providing cement concrete roadway with necessary paved footpaths along the proposed Extension of Parsi Bazar Street between Gunbow Street and Bomanji Lane	7,821 11 0	Do
(11)	Providing 9" pipe and 12" s. w. drain with necessary water entrances in the proposed Extension of Parsi Bazar Street between Gunbow Street and Bomanji Lane.	1,907 2 0	Do
(12)	Construction of a portion of service passage with necessary underground drains and sewers including cost of lighting along the southern boundary of plot No. 54	2,234 13 0	Do
	Carried forward	2,56,799 5 0	

Serial No.	Name of work.	Actual expenditure incurred.		REMARKS.
		Rs.	a. p.	
	Brought forward	2,56,799	5 0	
(13)	Inclusion of set-back land into Gunbow Street and Bomanji Lane including construction of footpaths along Gunbow Street in front of plot No. 47	1,953	8 0	Complete.
(14)	Inclusion of set-back land into the road at the junction of Bazar Gate Street and Mint Road including construction of footpaths of the plot sold to Reserve Bank of India	2,564	0 0	Incomplete.
(15)	Construction of service passage with underground sewer including lighting on the north of land sold to the Reserve Bank of India	285	15 0	Do.
(16)	Laying 12" s. w. drain in the 20' passage north of the plot sold to the Reserve Bank of India		Nil.	Do.
(17)	Inclusion of set-back land into Cawasji Patel Street and Ghoga Street including construction of footpath in front of plots Nos. 9 and 10	1,074	4 0	Do.
	<i>Mahim Development Schemes.</i>			
26	Construction of the proposed 40' road off Lady Jamshedji Road south of Mia Mahomed Chhotani Road in Mahim Development Scheme No. I	1,137	0 0	Do.
27	Laying s. w. drain in the proposed 40' road off Lady Jamshedji Road south of Mia Mahomed Chhotani Road	8,067	0 0	Complete.
28	Construction of two-third width of the 60' road opposite Portuguese Church at Dadar in Mahim Development Scheme No. III	3,747	0 0	Do.
29	Concreting 20' passage and laying 6" pipe sewers off Gokhale Road in Mahim Development Scheme No. III	2,855	0 0	Do.
30	Concreting 20' passage off 60' road opposite Portuguese Church, Dadar in Mahim Development Scheme No. III	3,463	0 0	Do.
31	Concreting the 40' road between Gokhale Road (south) and Bhawanishanker Road including laying sewer, lighting, etc., in Mahim Development Scheme No. III		Nil.	Incomplete.
32	Concreting the 20' passage off south road Turkey Red Dye Works in Mahim Development Scheme No. VIII	1,153	1 0	Complete.
	Total of Road Works	2,83,099	1 0	

Serial No.	Name of Work.	Actual expenditure incurred.		REMARKS
		Rs.	a. p.	
<i>Drainage Works.</i>				
1	Laying 12" Hume pipe & w. drain in 40' road off Mahim Bazar Cross Road in Mahim Development Scheme No. V	1,595	0 0	Incomplete.
2	Laying 9" pipe sewer in Tulsi Pipe Line Road from the junction of Ranade Road towards north	10,614	7 0	Complete.
3	<i>Sewerage Scheme for the North of the Island Subsidiary Sewers—</i>			(11)
(1)	Laying sewer W 4	9,803	0 0	Do.
(2)	" " W 1	6,771	12 0	Do.
(3)	" " H 2	3,009	12 0	Do.
(4)	" " h 1	8,720	15 0	Do.
(5)	" " X 1	149	10 0	Incomplete.
(6)	" " X 1	3,894	1 0	Complete.
(7)	" " X 2	4,539	7 0	Do.
(8)	" " x 1	2,345	5 0	Do.
(9)	" " x 1	2,496	2 0	Do.
(10)	" " x 1	3,974	5 0	Incomplete.
(11)	" " x 2	2,908	5 0	Do.
(12)	" " x 2	1,493	2 0	Do.
(13)	" " x 3	Nil		
(14)	" " x 3	1,455	11 0	Complete.
(15)	" " M 4	2,500	15 0	Do.
(16)	" " M 4	3,240	13 0	Do.
(17)	" " M 6	3,085	11 0	Do.
(18)	" " M 6	2,758	2 0	Incomplete.
(19)	" " M 6	1,911	13 0	Do.
(20)	" " m 4	6,251	9 0	Do.
(21)	" " m 3	1,197	4 0	Do.
Carried forward		84,717	10 0	

Serial No.	Name of work	Actual expenditure incurred.			REMARKS.
		Rs.	a.	p.	
	Brought forward	84,717	10	0	
4	Providing s. w. drain in the proposed Tulsi Pipe Line Road between Tilak Bridge and Lady Hardinge Road	18,154	0	0	Incomplete.
5	Laying 15" pipe sewer connecting the existing 9" pipe sewer at Worli Sea Face and discharging the same into the drainage channel	2,776	2	0	Complete.
6	Remodelling the s. w. drain in portion A, B of road in connection with the work of widening 1st Marine Street	4,170	4	0	Do.
7	Constructing new type of water entrances in place of old ones along various roads in the City				
	(1) Providing new type of single water entrance at 3rd Koli Lane	375	15	0	Incomplete.
	(2) Do. do. 4th do.	468	5	0	Do.
	(3) Do. do. 5th do.	497	2	0	Do.
	(4) Do. do. Hamal Street	1,251	12	0	Do.
	(5) Do. do. Bohra Street	611	8	0	Do.
	(6) Providing water entrance and chamber at Samuel Street	292	12	0	Do.
	(7) Providing a chamber at the junction of Pydhownie Road and Samuel Street	90	9	0	Do.
8	Providing drainage arrangements in connection with the work of widening south approach of Bandra Bridge	1,734	0	0	Do.
	Total of Drainage Works	1,15,139	15	0	

STATEMENT "D"

Statement showing the Footpath Works carried out departmentally during 1938-39.

Serial No.	Description.	Mode of construction.	Actual expenditure incurred.	REMARKS.
1	Paving footpath along Queen's Road (west side) between plot No. 101 and Japanese Gymkhana.	Pre-cast cement concrete slabs.	Rs. a. p. 9,618 6 0	Incomplete.
2	Paving footpath along Queen's Road (both sides) between Princes Street and Thakurdwar Road.	Cement concrete in situ and blue stone slabs.	30,514 8 0	Complete.
3	Paving footpath along 60' road (south side) north of Mahim Hindu Cemetery from Cadell Road to Sea Face.	2" thick precast cement concrete slabs.	1,861 2 0	Incomplete.
4	Paving footpath along 60' road (south side) in continuation of the above road as far as Ranade Road Extension.	Do.	2,847 1 0	do.
		Total Rs.	44,861 1 0	
Footpath work carried out departmentally on behalf of Government in Back Bay Reclamation Scheme.				
1	Paving the part width of footpath between plot No. 101 and Japanese Gymkhana and the footpath adjoining plot No. 101.	Pre-cast cement concrete slabs.	10,615 0 0	Incomplete.

STATEMENT "E".
Statement showing the Area of Roads treated with Plant-mixed Asphalt Carpet.

Year.	New Roads Area in sq. yds.	Other works.	Total.
1921-22	3,815.00		3,815.00
1922-23	63,579.00		63,579.00
1923-24	40,240.02		40,240.02
1924-25	56,602.99		56,602.99
1925-26	72,569.25	2,745.72	75,314.97
1926-27	70,189.05	8,113.32	78,302.37
1927-28	79,434.58	6,126.72	85,561.30
1928-29	93,592.42	2,615.67	96,208.09
1929-30	86,883.90	3,823.20	90,707.10
1930-31	32,128.30	11,843.09	43,971.39
1931-32	40,806.58	9,590.08	50,396.66
1932-33	24,423.59	9,888.31	34,311.90
1933-34	7,156.60	19,232.47	26,389.07
1934-35	31,429.26	15,192.49	46,621.75
1935-36	30,257.00	21,815.19	52,072.10
1936-37	46,115.87	20,980.96	67,096.83
1937-38	11,382.00	25,584.68	36,966.68
1938-39	28,041.94		
Total	8,18,647.35		
Area of Roads taken over from ex-C. I. T.	3,48,600.15		
Total	11,67,247.50		

STATEMENT "F".
Statement showing the different types of Asphalt Surfaces.

Agency.	3" Sheet Asphalt.		2" Asphaltic Concrete.		2 1/2" Mixed Macadam.		3" Cold Mix.		Total	
	Miles.	Area in sq. yds.	Miles.	Area in sq. yds.	Miles.	Area in sq. yds.	Miles.	Area in sq. yds.	Miles.	Area in sq. yds.
Municipality	30.167	6,31,799.91*	2.799†	68,180.53‡	4.840	1,03,538.35	0.473	10,128.56	38.279	8,18,647.35
Bombay Improvement Trust	11.094	3,40,250.35	0.390	8,360.00					11.484	3,48,600.15
Total	41.261	9,72,050.06	3.189	76,540.53	4.840	1,03,538.35	0.473	10,128.56	49.763	11,67,247.50

* Includes 1,953.78 sq. yds. which were laid on 4" black base.
 † Includes 0.424 miles which were laid out of Bombay.
 ‡ Includes 5,975 sq. yds. which were laid on 4" black base.
 § Includes 3,267 sq. yds. which were laid with 3" Asphaltic Concrete with Shalimar Tar.

STATEMENT "Q".

Statement showing the Works carried out during the year 1938-39 in different Trust Schemes.

Serial No.	Name of work.	Expenditure incurred during 1938-39.		REMARKS.
		Rs.	a. p.	
<i>Scheme No. 5, Dadar-Matunga Estate.</i>				
1	Completing surface treatment of the central reservation from Khodadad Circle to the northern boundary of Scheme 5	3,019	0 0	Incomplete.
2	Laying out garden between plots Nos. 250 and 251 (old Jewish Cemetery ground)	1,065	0 0	Do.
3	Surface treatment of Matunga Road from plot No. 462 to the junction of Road No. 31	11,024	0 0	Do.
4	Providing lighting arrangements on Roads 32 and 33	540	0 0	Complete.
5	Providing lighting arrangements at Vincent Road between King's Circle and Matunga Road	448	0 0	Do.
6	Leveling and laying out the open space to the east of plots 577 to 582 with pipe rail fencing along the road	1,366	0 0	Incomplete.
7	Paving footpaths	42,049	0 0	
		Rs.	59,511 0 0	
<i>Scheme No. 6, Sion-Matunga Estate.</i>				
1	Constructing a pumping station at Sion Koliwada	7,506	0 0	Incomplete.
2	Leveling and laying out the open space in front of plots 7 to 10	373	0 0	Do.
3	Laying a 9" pipe sewer along Dharavi Road from its junction with Sion Road to the existing manhole at the junction of Roads 2 and 3 opp. Roman Catholic Church, portion 'A D'	72	0 0	Do.
4	Paving footpaths	14,209	0 0	
		Rs.	22,160 0 0	
<i>Scheme No. 11, West Agripada.</i>				
1	Providing corrugated steel pale fencing round the Wylie Road recreation ground	3,687	0 0	Complete.
		Rs.	3,687 0 0	

Serial No.	Name of work.	Expenditure incurred during 1938-39.		REMARKS.
		Rs.	a. p.	
<i>Scheme No. 27, Mathew Road.</i>				
1	Laying a 12" storm water drain along the service passage joining Mathew Road near the Goodyear Tyre and Rubber Co.'s godown	3,257	0 0	Complete.
	Rs. ..	3,257	0 0	
<i>Scheme No. 29, Nowroji Hill Estate.</i>				
1	Constructing the proposed 20' passage along plot 72	2,171	0 0	Complete.
2	Removing debris from the passage between plots 86-89-85	313	0 0	Do.
3	Construction of the proposed 20' passage between plots 86-89-85 with lighting arrangements	2,353	0 0	Do.
4	Construction of the service passage between plots 85-89	584	0 0	Do.
	Rs. ..	5,421	0 0	
<i>Scheme No. 31, Parel.</i>				
1	Construction of the proposed extension of Hospital Avenue (road work)	1,771	0 0	Complete.
2	Completing surface treatment of central reservation along tram tracks from Naigaum Cross Road to Poibawdi	2,955	0 0	Do.
3	Laying 18" Hume pipe and storm water drain in the proposed 50' Hospital Avenue Extension	296	0 0	Do.
4	Surface treatment of Road No. 11, Suparibag	743	0 0	Incomplete.
5	Surface treatment of Road No. 12	65	0 0	Do.
6	Surface treatment of Road No. 8	1,180	0 0	Do.
7	Covering the open drain to the west of Haffkine Institute	303	0 0	Complete.
8	Providing lighting arrangements in the roads to the east and south of play-ground	648	0 0	Do.
9	Laying out the play-ground to the east of plots 103 and 104	825	0 0	Incomplete.
10	Paving footpaths	12,836	0 0	
	Rs. ..	21,622	0 0	

Serial No.	Name of work	Expenditure incurred during 1998-99.	REMARKS
		Rs. a. p.	
Scheme No. 37, Mahomedalli Road.			
1	Providing pale fencing to the recreation ground for children on plot No. 63	193 0 0	Complete.
2	Adding set-back land in Chunam Kiln Lane in front of plot No. 67	1,900 0 0	Do.
3	Adding set-back land in Memonwada Road in front of plot Nos. 28-29	740 0 0	Do.
4	Providing single and double water entrances at Chunam Kiln Lane in connection with adding set-back land at plot No. 7	378 0 0	Do.
5	Adding set-back land at Nagdevi Street at plot No. 56A	629 0 0	Do.
6	Providing single water entrance at Nagdevi Street in connection with adding set-back land at plot No. 56A	106 0 0	Do.
7	Providing water entrances in the set-back land at the junction of Narayen Dhuru Street and Nakhoda Street in front of plots Nos. 44 to 47, Scheme 37	620 0 0	Do.
8	Providing lighting arrangements in the portion of Pydhowni Road between Mahomedalli Road and Ibrahim Rahimtools Road	324 0 0	Do.
9	Laying out a play-ground on plot No. 63	276 0 0	Incomplete.
10	Paving footpaths	287 0 0	
		Rs. 5,459 0 0	
Scheme No. 41, Undria Street.			
1	Adding set-back land in Grant Road on plots Nos. 22 and 23	1,246 0 0	Complete.
2	Shifting water entrance to the above set-back	96 0 0	Do.
3	Concreting service passage between plots Nos. 13-22	364 0 0	Do.
		Rs. 1,706 0 0	
Scheme No. 47, Parel Road, North.			
1	Construction of service passage behind the plots Nos. 6 to 11, Tulsirampada	2,239 0 0	Incomplete.
2	Laying pipe sewer in the above passage	810 0 0	Complete.
3	Paving footpaths	1,403 0 0	
		Rs. 4,452 0 0	

Serial No.	Name of work.	Expenditure incurred during 1938-39.	REMARKS	Part
Scheme No. 50, Mazagaon.				
1	Filling in well with earth situated at Case 12.	Rs. 43 0 0	Complete	1
		Rs. 43 0 0		2
Scheme No. 52, Worli Streets.				
1	Lighting of proposed Sea Face 80' road on the western frame of plots Nos. 95-96	996 0 0	Complete	1
2	Breaking by hand into 1½" metal rubble lying at Worli	500 0 0	Do.	2
3	Laying 21" sewer and cross connections at Globe Mill passage on the east of drainage channel to pick up the dry weather flow from s.w. drain	5,568 0 0	Incomplete	3
4	Repairing steps inside the View Point garden on Worli Hill for laying out the garden	250 0 0	Complete	4
5	Widening the roads on the top of Worli Hill and lighting arrangements	64,097 0 0	Incomplete	5
6	Pitching of sea wall	491 0 0	Complete	6
7	Breaking by hand into 1½" metal rubble lying at Worli	458 0 0	Do.	7
8	Laying a 9" sewer on 40' road, B. D. D. Chawls	135 0 0	Incomplete	8
9	Providing cement concrete slabs, 9" pipe sewer and s.w. drain arrangements with accessories in Sea Face Road plots Nos. 95 and 96 and laying mixed macadam asphalt carpet over it	27,005 0 0	Complete	9
10	Paving footpaths (13,242—3,975)	9,267 0 0		10
		Rs. 1,08,767 0 0		
Scheme No. 56, Dharavi.				
1	Extending the bed of the existing double-barrelled drain constructed by the ex-C. I. Trust	12,844 0 0	Incomplete	1
2	Construction of a 3' X 3' open drain	25 0 0	Do.	2
3	Construction of a sump well, pump house and the pumping machinery	2,826 0 0	Do.	3
4	Constructing the proposed 60' road between Lady Hardinge Road and Dharavi Road with c. c. slabs	51 0 0	Do.	4
5	Filling in hollows as per Health Officer's requirements	350 0 0	Complete	5
		Rs. 16,096 0 0		

Serial No.	Name of work.	Expenditure incurred during 1938-39.		REMARKS.
		Rs.	a. p.	
<i>Scheme No. 57, Sewri-Wadala.</i>				
1	Construction of a sump well at Wadala and providing pumping machinery, pumping house, etc.	12,513	0 0	Incomplete.
2	Laying a 12" rising main	42	0 0	Do.
3	Providing sewers in 100' Road No. 15 parallel to the Harbour Branch Railway from the proposed 60' road No. 4 to the pump near Wadala Station	202	0 0	Do.
	Rs.	12,757	0 0	
<i>Scheme No. 58, Worli Extension.</i>				
1	Quarrying of a portion of Worli Hill and providing pitching on the sea side of Hornby Vellard	130	0 0	Do.
2	Construction of sewers with accessories in the Worli Sea Face Road Extension	161	0 0	Do.
	Rs.	291	0 0	
<i>Scheme No. 60, Naigaum.</i>				
1	Widening Jerbai Wadia Road including lighting arrangements	2,874	0 0	Complete.
2	Providing cement concrete foundation slabs along with sewers and storm water drains with accessories in Jerbai Wadia Road to be widened to 80' from its junction with Hospital Avenue extension to King's Way	51,889	0 0	Do.
3	Laying asphalt carpet over the above road	30,094	0 0	Do.
4	Providing cement concrete slabs along with sewers and s.w. drains with accessories in the proposed 40' road joining Road No. 9 and Govindji Kini Road off Vincent Road.	22,013	0 0	Do.
5	Shifting lamps in the above road	181	0 0	Do.
6	Providing lights at Road No. 6 between Govindji Kini Road and Road No. 14	800	0 0	Do.
7	Paving footpaths (8,049-100)	7,949	0 0	Do.
	Rs.	1,15,800	0 0	
<i>Scheme No. 61, Fergusson Road.</i>				
1	Filling in depressions	488	0 0	Do.
	Rs.	488	0 0	

STATEMENT "H".

Statement showing Materials Purchased During the year 1938-39.

Name of material.	Quantity.	Rate.	Per	Amount.	Name of supplier.	REMARKS.
	2	3	4	5	6	7
	Tons.	Rs. a. p.		Rs.		
Hot asphalt of 80/100 penetration	1,049	91 0 0	Ton.	95,459	Messrs. Caltex (India) Ltd.	
Hot asphalt of 30/40 penetration	870	94 0 0	Ton.	81,780	Messrs. Burmah-Shell Oil Storage and Distributing Co. of India, Ltd.	
Cold Bitumen Emulsion	135	110 0 0	Ton.	14,850	Messrs. Burmah-Shell Oil Storage and Distributing Co. of India, Ltd.	
Gas Coke	1,216	23 0 0	Ton.	27,973	The Bombay Gas Co., Ltd.	
2½" road metal	5,25,082 c. ft.	8 14 0	100 c. ft.	48,601	Mr. Enus Kondaji.	
Coarse Sand	4,52,332 c. ft.	11 3 0	100 c. ft.	50,605	Mr. S. G. Bhave.	
Bricks	1,92,682 Nos.	21 0 0	1,000 Nos.	4,046	Messrs. Shivlal and Chimantal.	2 per cent. below the schedule rate.
Shahabad stone 2½" to 3"	32,012 s. ft.	25 0 0	100 s. ft.	8,003	Mr. F. E. Chunswala.	2 per cent. below the schedule rate.
Kerbstone	44,102 r. ft.	70 0 0	100 r. ft.	3,084		
Watertables	8,000 r. ft.	35 0 0	100 r. ft.	2,800		
Blue stone for paving	83,053 Nos.	40 0 0	100 Nos.	33,221		
Sett-stone for paving and other materials	2,12,895 Nos.	10 0 0	100 Nos.	21,290	Mr. Nenshi Monji.	10 per cent. below the schedule rate.
2½" road metal	56,085 c. ft.	10 4 0	100 c. ft.	5,019		
1½" road metal	61,500 c. ft.	13 8 0	100 c. ft.	8,472		
1" road metal	15,036 c. ft.	16 8 0	100 c. ft.	2,522		
½" chips	29,854 c. ft.	19 8 0	100 c. ft.	5,204		

232

STATEMENT "I".

Statement showing the cost and Machinery purchased during the year 1938-39.

Serial No.	Particulars	From whom purchased.	Cost.	Remarks.
			Rs.	
1	Purchase of two hand-operated Concrete Mixers.	Messrs. Turner Hoare & Co.	700	
2	Purchase of three Diesel engine lorries for transport of road material to replace lorries Nos. 793, 797 and 800.	Messrs. Leyland Motors, Ltd.	48,928	
3	Purchase of one Diesel engine lorry for drainage work to replace lorry No. 1052.	Messrs. Leyland Motors, Ltd.		
4	Purchase of a Road-heater	Messrs. Duncan Stratton & Co.	4,254	
5	Purchase of three pumps	1. Messrs. Turner Hoare & Co. 2. Messrs. The Millers Timber Trading Co. 3. Messrs. Marshall Sons & Co. (India) Ltd.	1,162 1,750 1,918	
6	Purchase of three Concrete Mixers.	Messrs. Turner Hoare & Co.	11,148	
7	Purchase of two Bitumen boilers.	Messrs. Garlick & Co.	2,250	

STATEMENT "J".

Statement showing important Engineering Schemes and Projects for which estimates were prepared by the Design Branch during the year 1938-39.

Serial No.	Particulars	Estimated amount.	REMARKS.
		Rs.	
1	Cutting and levelling the area to the east of Sion Fort for the proposed Cremation ground and plots for Industry. Budget B.	4,03,534	Scheme 6.
2	Construction of half-width of Roads Nos. 41 and 50 including surfacing, lighting, underground works wherever necessary. Budget B.	1,73,730	Scheme 57.
3	Construction of Road No. 15 from King's Way to Wadala Station including drains, sewers, lighting wherever required. Budget B.	5,83,240	Scheme 57.
	Footpath	55,842	
4	Construction of the 4 development roads including s.w. drains, sewers, lighting, etc. Budget B.	1,26,826	Scheme 59.
5	Cutting the western slope of Worli Hill. Budget B.	3,56,454	Scheme 58.
6	Cutting of hill opposite Vithoba's Temple. Budget B.	1,22,753	Scheme 6.
7	Extension of Worli Sea Face Road upto the end of sea wall including paving of the promenade upto the end of sea wall. Budget B.	1,12,756	
8	Removing of surcharged conditions of sewers in the City. Estimates for part of Schemes. Budget A.	4,71,308	
9	A pumping station at the junction of the two open drains—one coming from Dadar and the other from Haines Road—Provided in Budget B.	1,23,525	
10	Providing a closed drain in place of the existing open one and filling the open drain between Worli Road and Cleveland Bunder Sluices—half in Budget A and half in B.	7,68,000	
11	Sewerage of Sewri-Wadala, main gravitation sewer—Budget B.	3,71,900	
12	Cutting an open channel between Haines Road and Love Grove and shifting the old gates from Love Grove Bridge to its east—Slum Service.	1,80,907	
13	Providing a closed drain and filling the existing open one between Haines Road and Fergusson Road—Slum Service.	3,96,239	
14	Providing a closed drain and filling the existing open one between Fergusson Road and Globe Mill passage—Slum Service.	2,01,627	
15	Strengthening of sea-wall and improving the bed of the channel at Love Grove—Budget A.	45,739	

VI. REMOVAL OF REFUSE TO DEONAR.

159. The work of removal of town refuse from Mahalaxmi Station to Deonar continued throughout the year. Two trains each consisting of an average of 33 wagons were taken to Deonar, every day. Haulage from Mahalaxmi Katchra siding to Deonar was done as usual by the B. B. & C. I. Railway Co. and the G. I. P. Railway at the contract rate of Rs. 100 for 25 wagons or less and at Rs. 2-6-0 per wagon over 25 wagons.

The total number of wagons despatched to Deonar during the year under report was 24,508 against 24,293 in 1937-38. Taking an average of 12 tons per wagon the quantity of refuse removed to Deonar comes to about 2,94,096 tons against 2,91,516 tons of the last year. The total cost of removal and disposal amounted to Rs. 2,66,947 against Rs. 2,50,000 of the last year. The rate of removal worked out to Re. 0-13-3 per ton as against Re. 0-13-3 per ton during the last year.

Engine detention charges at Rs. 5 per hour per trip had to be paid to the Railway throughout the year, and on very few occasions at Rs. 10 per trip when the length of the temporary siding was too long for shunting operations to be carried out within the specified period of 30 minutes per trip. These charges are included in the total cost of haulage given above.

2. Rolling Stock and Permanent-way.

160. The total strength of the Municipal wagons was 201 as detailed below:—

147	Kutchra wagons old.
20	Purchased from B. B. & C. I. Railway Co. including 10 wagons purchased during the year under report.
19	Silt wagons.
9	Carcass wagons.
6	Brakes.

201

Ten wagons were purchased this year at a cost of Rs. 27,400. The cost of maintenance and repairs of the old wagons and the siding at Mahalaxmi amounted to Rs. 36,479-2-0 against Rs. 37,184-11-0 for the last year.

3. Reclamation Work.

161. No additional land was reclaimed during the year under report. The kutchra was dumped over the land already filled in, which had subsided owing to fire and rain. The total area so far reclaimed is 310 acres, out of the total area of 823 acres acquired for the purpose in 1899. The area of the reclaimed land given for cultivation admeasures 230 acres. In addition to the above area about 113 acres acquired in 1928 for locating a Slaughter House have also been given for cultivation as the transfer of the Slaughter House from Bandra to Deonar has not materialised owing chiefly to financial stringency.

4. Income

162. The total income realised from the reclaimed land and acquired land amounted to Rs. 32,017-2-0, against Rs. 30,039-13-0 of the last year as per details given below:—

	Rs.	P.	A.
(i) Right of cultivating the reclaimed land at Deonar and the land acquired for Slaughter House	10,000	0	0
(ii) Right of fishing in the Khajans	605	0	0
(iii) Rental of 4,630 sq. yards of land leased to Messrs. Anderson Burjor & Co. for Bone Factory	190	11	0
(iv) Charges recovered from different agencies as rent for the use of Municipal Railway line at Deonar at the rate of Rs. 2 per wagon	394	0	0
(v) Annual rent from the Military Authorities for trolley line	132	0	0
(vi) Right of skinning dead animals	20,501	0	0
(vii) Rent recovered from Messrs. Anderson Burjor & Co. for the additional land occupied by them	14	7	0
	<u>32,017</u>	<u>2</u>	<u>0</u>

The right of cultivating the reclaimed land at Deonar and the land acquired for Slaughter House has been sold for 5 years commencing from 1st April 1938 for a sum of Rs. 10,000 per year.

5. Labour Staff.

163. The unloading work at Deonar was done at a total cost of Rs. 80,880. The labour charges for this unloading work per ton came to about annas 4-4 against annas 3-9 per ton of the last year. Permanent number of Gangmen with Mukadams for shifting, removing and relaying, etc., of Railway lines for the kutchra trains were engaged as usual. Besides this, temporary staff was engaged for embankment, etc., to the extent of funds available. Having acceded to the demands of the workers there was some increase in the staff and also increase in their wages with the result that the grant had to be supplemented by about Rs. 25,000.

6. Amenities Provided in the Camp.

164. A dispensary has been maintained by the Municipality where a medical officer of the Health Department attends every evening. There were 6,811 patients treated at the Dispensary. There were 30 deaths during the year of which 20 were children. 39 births were registered in the camp of whom 30 were males and 9 females. A vernacular school is being conducted by a Depressed Class Mission Society in the camp for which purpose 4 rooms are reserved free of rent. The average number of attendance in the school was 94.3.

For recreation purposes a gymnasium and a swing are maintained in the camp.

7. Accidents and Fire.

165. There was an accident on the Railway siding during the year, one brake van and one wagon having derailed. The filled in kutchra on the reclaimed land caught fire at many places as usual during hot season and train had to be shifted from one siding to another. No serious damage was however caused to the permanent way or the Rolling Stock.

8. General.

166. With a view to cut down the cost of transport of refuse to Deonar the kuchra was burnt at the following incinerators:

Kamathipura	1,441 Tons.
Worli	2,866 "
Mahim	Nil.

VII. SEWERAGE SCHEME FOR THE NORTHERN PART OF THE CITY.

(1) Main Gravitation Sewers.

167. (a) The end portion 40 ft. in length of the main gravitation sewer No. (1) starting from the junction of Ranade Road and Tulsi Pipe Line was completed and connected with the pumping station near Dadar Purification Works before the monsoon of 1938. This sewer has since been brought into use.

(b) The second main gravitation sewer draining the Elphinstone Road locality was also connected to the Dadar Pumping Station before the monsoon by completing its end portion. It has also started functioning as certain house connections have been made with the subsidiary sewers draining to the same.

(c) The work on the third main sewer that is being laid in Tulsi Pipe Line from Mori Road to the pumping station at Mahim was continued during the year under report. The alignment of the sewer near Mahim station had to be slightly altered so as to keep it away from the buildings on its west side. This necessitated negotiations for taking over some portion of the B. B. & C. I. Railway land in which the sewer has now been laid. Only a small length of the sewer has remained to be laid which will be completed before the end of May 1939. This sewer has not yet started functioning but it is hoped that it will be brought into use after the monsoon of 1939. A portion of this sewer close to the pumping station has been brought into use.

The sewers are not yet receiving the full quantity of sewage expected to run into them owing to all the houses not being connected either with subsidiary or branch sewers draining into the same. A regular programme has been prepared for taking action against the house-owners to connect their drains with the new sewerage system and it is hoped that in the course of the next 3 years most of the houses will be connected and the sewers will be receiving their full load of sewage. A proposal has also been made to give subvention to the owners to convert the privies on the dry system into water flush as was done in the case of the Central and Southern areas a few years ago. Proposals in this connection will be placed shortly before the Corporation for sanction.

(2) Rising Mains.

The three rising mains connecting the three pumping stations with the Dadar Purification Works have been completed and are functioning satisfactorily.

(3) Pumping Stations.

(a) *Matunga Pumping Station*.—The new 6 m.g.d. pump has been installed after removing one of the smaller pumps. The total capacity at this station now amounts to 14.75 m.g.d.

(b) *Mahim Pumping Station*.—All the pumps at this station have been installed and the pumping plant has already started working.

(c) *Dadar Pumping Station*.—Similarly, the erection of the pumping plant at Dadar pumping station by the side of the Purification Works has been completed and it has been brought into operation.

(4) Purification Works.

The old and the new extension plants worked satisfactorily during the year under report. Full details of the working of the plant will be found under the report of the Mechanical Branch.

Detailed plans and estimates for the additional treatment works were approved by the Corporation and order for the machinery of Prusa Filter was placed with the representatives of the firm in India. Tenders for the Civil Engineering works have been invited. This work will be taken in hand shortly.

(5) Transformer Stations.

The work on the two Transformer Stations—one at the Matunga and the other at the Dadar Pumping Stations was completed during the period under report.

(6) Sludge Digestion Tank.

The surplus activated and raw sludge continued to be digested in the digestion tank.

The work of laying a 6" sludge gas main to the K. E. M. Hospital was completed and sludge gas began to be supplied from May 1938. The gas has been found suitable for heating, lighting and power. Its supply to the other hospitals is under consideration. An order has been placed for compressing the sludge gas for being used as motive power, i.e., for running lorries. A scheme for utilizing the sludge gas by compressing it to 5,000 lbs. per sq. in. after getting rid of CO₂ contained therein by washing, was sanctioned by the Corporation and funds allotted. An order has therefore been placed for the machinery and it is hoped that a municipal lorry running on sludge gas will be plying on the streets of Bombay early in 1940. This will result in reducing the expenditure at present incurred in running Municipal lorries on petrol. A number of lorries running on this gas were found working satisfactorily at Stuttgart, Munich and other places in Germany.

(7) Subsidiary and Branch Sewers.

The work of constructing subsidiary and branch sewers in Mahim was continued and pushed on with vigour. The major part of the area has now been provided with sewerage facilities.

Plans and estimates for certain additional sewers not included in the sanctioned estimates have now been submitted to the Corporation for approval. It is intended to lay these sewers before the end of the next financial year.

The remaining length of the sewer in Ash Lane was laid. The work on the sewers in New Purbhadevi Road and Lady Hardinge Road has been progressing satisfactorily in spite of numerous difficulties met with during construction. It is expected that the work on both the sewers will be completed before the monsoon of 1939.

Tenders for the construction of sewers in Mori Road, Ranade Road Extension, Hasali Tank Lane and Cadell Road were invited and the work entrusted to Messrs. Tejoo Kaya & Co. The work on all these sewers is progressing satisfactorily.

The policy of laying smaller branch sewers departmentally was continued during the year under report. The major part of the sanctioned sewers has been laid and by the end of the next financial year all the branch sewers sanctioned and to be sanctioned will have been laid. The Department started for constructing branch sewers will have therefore to be continued for another year.

A statement showing the works carried out and expenditure incurred during the year is given below

Statement showing the Expenditure booked during the year ending 31st March 1939 on different works in connection with the Main Drainage Scheme for the North of the Island and Subsidiary and Branch Sewers.

Item.	Expenditure during the year 1938-39.	Total expenditure.
	Rs. a. p.	Rs. a. p.
<i>Expenditure booked on Main Sewerage Scheme upto 31st March 1938</i>	20,04,487 5 10
<i>Expenditure booked on Main Drainage Scheme during the year 1938-39</i>	2,91,713 5 7
Construction of sewer K ^o M ^o	7,342 5 0	
Do. N ^o M ^o	8,285 11 0	
Do. D ^o C ^o	98,519 7 0	
Laying 18" Rising Main from Pumping Station No. 2 to Disposal Works	3,765 14 0	
Laying 18" Rising Main from Pumping Station No. 3 to Disposal Works	132 3 0	
Supplying and erecting machinery for the three Pumping Stations	26,595 0 0	
Construction of Civil Engineering Works at Pumping Stations Nos. II and III	7,032 3 0	
Supplying at site and erecting Simplex Machinery	56,934 8 0	
Civil Engineering Works	11,709 0 0	
Constructing a Chemical Laboratory	253 10 0	
Acquisition of Land	228 3 7	
Transformer Stations	2,963 6 0	
Establishment Charges	21,473 4 0	
Sludge Digestion Plant	41,476 11 0	
Total Rs. ...	2,91,713 5 7	
<i>Expenditure booked on the subsidiary and branch sewers upto 31st March 1937</i>	5,50,753 12 10
<i>Expenditure booked on the construction of subsidiary and branch sewers during 1938-39</i>	3,87,280 9 6
Construction of sewers done by contracts	2,26,733 9 0	
Construction of sewers done departmentally	1,60,547 0 6	
Total Rs. ...	3,87,280 9 6	

VIII. SLUM SERVICE AND CLEARANCE.

168. During the year 1938-39 the undermentioned works in connection with the service of slum areas in the city were carried out:—

Dharavi.—The work of constructing the 12" pipe drain, the open storm water channel and that of surfacing passages with concrete was continued during the year. The total length of pipe laid was 342 feet, the length of storm water drain constructed was 7,000 feet, and the area of passages surfaced with concrete was 32,000 sq. ft. All these works were carried out departmentally, at a total cost of Rs. 55,000. About 550 r. ft. of s.w. Drain still remains to be laid.

It is proposed to fill in some of the tanks in Dharavi with a view to prevent stagnation of water. An estimate for this work will be submitted to the Corporation for sanction in due course.

An estimate for pitching the bottom and sides of the existing storm water channel between the Railway culvert and the existing channel near the junction of Dharavi Road and Anna Road is being submitted to the Corporation. This channel is at present katcha and causing serious nuisance.

Worli Koliwada.—The work of providing drains to carry storm water and sullage in the main and cross passages and also that of providing cement concrete slabs over these passages, which was being carried out by contract was continued and completed at a total cost of Rs. 68,252. The total length of drains laid in this area is about 7,800 r. ft. and the total area surfaced with concrete is about 80,350 sq. ft. It is proposed to extend these amenities to some of the remaining passages in this locality. Estimates for these works are being submitted to the Corporation. It is also proposed to utilise the savings on the works for giving house connections to the existing buildings to connect with the newly constructed drains with the sanction of the Corporation.

With a view to improve the sanitation of the area covered by Haines Road, Globe Mill Passage and Worli B. D. D. Chawls, a scheme was approved by the Corporation for filling in and substituting closed drains in place of the (1) Open channel between Globe Mill Passage and Fergusson Road, (2) Open channel between Fergusson Road and Haines Road and for (3) Constructing a new channel across the filled in ground from Haines Road to Love Grove. The construction of these works was taken in hand and the progress made in the execution of these works upto the end of the year, is detailed below :—

(1) A length of about 400 ft. of 42" pipe, 550 ft. of 36" pipe and 200 ft. of 21" pipe was constructed and the value of work done was about Rs. 30,000. The pipes are being laid on the western bank of the present channel which is to be filled in. The work is given by contract.

(2) Excavation for a length of about 400 ft. was ready and rubble bottoming for a length of about 250 ft. was completed. The value of work, which is being carried out, by contract, was about Rs. 5,000.

(3) An approximate length of 1,900 ft. was excavated and provided with rubble bottoming at an approximate cost of Rs. 50,000. The work is being carried out by contract. It is further intended to finish the bed with 3" cement concrete.

In addition to the above works in respect of service of slums in the City, schemes for the clearance of slums for the following areas were prepared or were under preparation during the year under review :—

Kamathipura.—An Improvement Scheme for the clearance of slum area of Kamathipura bounded by Bapty Road, Shanker-rao Pupala Road, Kamathipura 8th Street and Manaji Rajuji Road and for the rehousing of the population displaced, at an aggregate cost of Rs. 50 lakhs was submitted to the Corporation for necessary sanction. The Corporation sent it to the Improvements Committee for report, who in turn have referred it back to the Commissioner for reconsideration and submission of an alternative scheme on the basis of the removal of obstructive houses only. This scheme has been worked out and will shortly be placed before the Improvements Committee.

Marine Streets.—An Improvement Scheme for the clearance of the slum area covered by Marine Streets, Dhobitalao, and providing housing for the dishoused at a total cost of Rs. 48 lakhs was submitted to the Corporation for sanction. The Corporation have asked the Improvements Committee for report who after due consideration have referred it back to M.C. for reconsideration and submitting an alternative scheme on the basis of the removal of obstructive buildings only. This scheme is also under preparation, and will shortly be placed before the Committee.

Tadwadi.—An Improvement Scheme inclusive of the provision of housing the tenants likely to be dishoused, in connection with the clearance of slum area at the junction of Tadwadi and Sonapur Street costing about Rs. 4 lakhs was submitted to the Corporation for sanction. The Corporation have forwarded it to the Improvements Committee for report and the same is under their consideration.

Mahim Bazar Area.—A scheme for the clearance of slum areas covered by Vanzawadi and Lohar Chawl Street in Mahim is under preparation. These lanes are very narrow and crooked and are intended to be widened to 30 ft. and 50 ft. respectively.

Housing.—During the year under review the Municipality have constructed S. P. Rooms with sanitary conveniences, 25 at Sion, 124 at Naigaum, 200 at Worli and 250 at Sewri. However, much still remains to be done in connection with housing. The problems of slum clearance and low-rent housing are inter-related and the former is difficult of solution without first tackling the latter in right earnest. The principal cause of the creation and existence of slums in the City is the acute shortage of decent, safe and sanitary dwellings available at rents within the financial reach of the low-income families and it would therefore be desirable if the Corporation would take up also the question of constructing new houses to relieve the existing scarcity besides providing for the rehousing of persons dishoused by the clearance of slum areas in advance of their displacement. In this connection the whole city is being surveyed with a view to select suitable vacant Municipal lands and other suitable sites in the congested areas that could be utilised for providing low-rent housing. A proposal for housing for Kamathipura area on the Municipal land at Bapty Road is already under consideration.

A majority of the poorer classes of our City live in sordid and degrading conditions, the continuance of which is nothing less than a social menace and the improvement of such conditions ought to be one of the primary concerns of our Municipality and Government. It has been our experience that the providing of low-rent housing for the poorer classes is not an economic proposition due to the annual recurring loss involved, since rents obtainable for such housing accommodations do not meet the interest and sinking fund charges on capital and cost of Management. It therefore needs to be subsidised either by the Government or the Municipality or by both, so as to provide decent and healthy accommodations at inclusive rents of between 15 per cent. and 25 per cent. of the family income. It is doubtful whether Government would agree to render any help and under the circumstances the whole burden will fall on the Municipality. A beginning must be made by the Municipality and a modest scheme for consideration would be the provision of 10,000 single-room tenements of the modern type spread all over the city at the rate of 2,000 rooms per annum. The rents to be charged for these rooms must be such as would be within the reach of low-income families for whom they will be intended. Any deficit between the income and outgoings for interest sinking fund, maintenance and supervision should be charged to Revenue Budget from year to year. The question of exemption of these low-rent houses from the payment of Municipal taxes is one that deserves due consideration by the Corporation.

The powers possessed by the Municipality at present in connection with the clearance of slums are restricted and it takes a very long time before effect can be given to any 'Improvement Scheme' and it also involves considerable expense. A bill has been drafted and placed before the Legislature to amend the Municipal Act to secure powers for the demolition of insanitary and obstructive houses independently of an Improvement Scheme. Even the additional powers sought therein would not be of much help in tackling slum areas economically. I am, therefore, of the opinion that further legislation is necessary for securing powers on the lines of English Housing Act, 1936, in its entirety, such as powers to make Compulsory Repairs or Improvement Orders, Clearance Orders, Compulsory Orders, etc. I hope to submit proposals in this respect for the consideration of the Corporation in due course.

I have the honour to be,

Sir,

Your most obedient servant,

N. V. MODAK,

City Engineer.

ESTATE AND LAND MANAGEMENT.

No. SR/1135 of 1939-40.

BOMBAY, 17th August 1939.

FROM

THE DEPUTY MUNICIPAL COMMISSIONER (IMPROVEMENTS)

To

THE MUNICIPAL COMMISSIONER

FOR THE CITY OF BOMBAY.

Subject: *Administration Report for the year 1938-39.*

SIR,

With reference to your Circular No. SR/1135 dated 21st April 1939, I have the honour to forward herewith the Administration Report of the Departments under my control for the year 1938-39.

NEW SCHEMES.

PROGRAMME.

Progress of New Improvement or Street Schemes taken up after the Amalgamation of the Trust with the Municipality.

SCHEME No. 72—TRIPARTITE ROAD IMPROVEMENT SCHEME.

This scheme which was notified under Section 354G in January 1938 was approved by the Improvements Committee under Section 354J under their Resolution No. 87 dated 12th May 1938 and it was subsequently approved by the Corporation under Section 354K under their Resolution No. 166 dated 27th June 1938. Thereafter application under Section 354L (1) for the sanction of Government on behalf of the Corporation was forwarded to Government on 27th October 1938 and this sanction was not received till the end of the year. It is since received (*vide* G.R.G.D. No. 3100/33 dated 27-4-1939) and draft declaration has been sent to Government for publication.

SCHEME No. 73—PALTON ROAD ESTATE IMPROVEMENT SCHEME FOR ACCOMMODATING POORER AND WORKING CLASSES.

This scheme which was notified in the *Gazette* and other local papers under Section 354C (1) (ii) in March 1938 was approved by the Improvements Committee under Section 354D under their Resolution No. 40 dated 7th April 1938. The scheme was thereafter duly notified under Section 354G and was approved by the Improvements Committee under Section 354J and by the Corporation under Section 354K on 13th September 1938 and 19th October 1938 respectively. Sanction of Government under Section 354L (1) was applied for on 5th January 1939 and the same was not received till the end of the year. It is since received (*vide* G.R.G.D. No. 3211/33 dated 13-4-1939) and arrangements are being made for clearing the site, etc.

SCHEME No. 74—SLON OVERBRIDGE IMPROVEMENT SCHEME.

This scheme was approved by the Corporation under Section 354C (i) last year under their Resolution No. 1059 dated 10th March 1938. It was duly notified in the *Government Gazette* and the local papers under Section 354C (ii) in May 1938. The scheme was approved by the Improvements Committee under Section 354D under their Resolution No. 170 dated 28th June 1938 and thereafter it was notified in the *Government Gazette*, etc., under Section 354G in September 1938. It was thereafter approved by the Improvements Committee under Section 354J and by the Corporation under Section 354K on 10th January 1939 and 16th February 1939 respectively. Application to the Provincial Government for their sanction under Section 354L (1) could not be submitted before the end of the year. It has since been submitted on 26th April 1939 and the Government sanction thereto is awaited.

ACQUISITION OF LANDS—L. A. O.'S CASES IN RESPECT OF OLD SCHEMES NOTIFIED PRIOR TO AMALGAMATION.

At the end of the year 1937-38, 5,384 square yards comprised in 4 cases remained to be acquired. During the year an area of 620 square yards out of one of the cases in Scheme 5

relating to a Temple property was denotified by Government. It is proposed to acquire these four cases now having an area of (5,384—620)=4,764 square yards at an estimated cost of Rs. 5,972.

HIGH COURT REFERENCES.

In the beginning of the year 8 High Court References in respect of 7 denotified properties in Dharavi Street Scheme and 1 denotified property in Worli Street Scheme were pending. Out of these five Dharavi and the Worli Reference for which a total claim of Rs. 4,87,232 had been made, were amicably settled during the year on the lines of Reference No. 8 of 1928 settled in the year 1936-37 for a total sum of Rs. 99,834 including interest.

As regards the remaining two References, the claimant of one of the References is negotiating for amicable settlement of the same with the Municipality. The claimant of the other Reference does not come to terms with the Municipality, and it is therefore proposed to contest the same.

CHANGES IN EX-TRUST ESTATES.

There have been no changes in Schedule W, X, Y and Z lands.

The net changes effected in the Ex-Trust Estates are set out in the following statement:—

	As at the beginning of 1938-39. (Square yards in thousands).	As at the end of 1938-39 (Square yards in thousands).
<i>Developed Land.</i>		
Permanently leased.	33.90	35.91
Trust Chawl sites.	1.89	1.89
Yet to be permanently leased.	7.99	8.23
Total	43.78	46.03
<i>Undeveloped Land.</i>		
Rent of permanently leased area.	30.3 lakhs	30.5 lakhs
Area in thousands of square yards.	70.10	67.67
Cost of its acquisition.	Rs. 258 lakhs	Rs. 248 lakhs

It will be seen that at the end of 1938-39 out of a total of 1,39,36,000 square yards (2,879 acres) vested in or acquired by the Trust about $\frac{1}{2}$ remained to be developed and of the developed area about $\frac{1}{5}$ th remained to be leased. The average value of the leased plots is Rs. 21 per square yard and that of plots which remain to be leased is estimated at Rs. 19 per square yard on the basis of the rates fixed some years back.

PROGRESS OF DEVELOPMENT.

SCHEME 6, SION-MATUNGA ESTATE.

As practically all the plots in Scheme 5, Dadar-Matunga Estate have been disposed of, and there was demand for similar plots in Sion-Matunga it was necessary to revise the layout of the Scheme in the light of the experience gained, and accordingly the Corporation gave sanction (1) to the general layout of the portion of Scheme 6, Sion-Matunga Estate, comprising the area between G. I. P. Railway Main Line and the Harbour Branch Line and situated to the North of the Mahim Loop Railway and (2) to the detailed layout of the plots situated to the North of Roads Nos. 6 and 8.

SCHEME 52, WORLI ESTATE.

The Corporation sanctioned the alternative layout of the portion of Scheme 52, Worli Estate situated to the North of 100 feet Worli Road and West of the Development Directorate Chawls whereby the total area of about 21,818 square yards was made available for leasing and the number of plots being 25 and 28 in the respective layouts.

Similarly the Corporation gave sanction (1) to the layout of plots Nos. 202 to 204 and plots Nos. 207 to 209 and 209A in Scheme 52 Worli Estate being revised and (2) to the revised plots Nos. 207, 208 and 209 in the scheme admeasuring 2,370 square yards being reserved for the construction of a combined full-fledged Municipal Market.

The Corporation also accorded their sanction to the development and layout of a portion of the said scheme situated to the West of 100 Feet Worli Road and North of 80-Foot Road leading to Worli Sea Face Road the total area thereby made available for leasing came to about 24,968 square yards being proposed to be divided into 27 plots varying in areas from 703 to 1,775 square yards.

The Improvements Committee gave sanction to the revised layout of a portion of the said scheme and exchange of land with the Bombay Electric Supply and Tramways Company, Limited, subject to the condition that buildings with ground and three upper floors being allowed on plots Nos. 246 and 247 and the height of the building on plot No. 245 and the number of floors to be allowed therein being regulated in accordance with Municipal Building Rules.

The Corporation sanctioned the development and layout of an area admeasuring about 58,000 square yards in Scheme 52, Worli Estate, lying towards the North of the Century Mill Poorer Classes Accommodation Scheme and to the construction of a 40-Foot Road in connection therewith.

SCHEME 57, SEWRI-WADALA ESTATE.

The Corporation sanctioned the general layout of the remaining portion of Scheme 57, Sewri-Wadala, situated between Spring Mills on the South and the Mahim Loop Railway on the North.

The Corporation also gave sanction to the detailed layout of the plots Nos. 1 to 70 to the North of Road No. 4 in Scheme 57, Sewri-Wadala (North) Estate.

Similarly the Corporation accorded their sanction to the re-alignment of the 50-Foot Road and revised layout of plots Nos. 2 to 4 and 10 to 23 of the said Sewri-Wadala (North) Estate.

SCHEME 60, NAIGAUM ESTATE.

During the year, layout of a portion of the said scheme situated at in the rear of plots Nos. 1 to 4 of Scheme No. 31 on the 80-Foot Jerbai Wadia Road and at the junction of 40-Foot Roads Nos. 17 and 8A has been sanctioned by the Improvements Committee and the plots have been numbered as plots Nos. 180 to 184 varying in area from 564 square yards to 1,058 square yards.

DISHOUSING AND RE-HOUSING.

As in the previous year vacancies both in the Post-war and Prewar Chawls were few during the year under report.

Members of the mental staff who were in receipt of house-rent allowance continued to get rent-free quarters in lieu of the house-rent allowance. This number was 417 on 1st April 1938 and has now increased to 497.

During the year 25 acquired buildings and 112 semi-Permanent sheds containing 300 tenements of which 268 were one-room tenements, were demolished.

The new residential accommodation made available in the Ex-Trust Estates during the year excluding shops and other non-residential quarters amounted to 2,095 tenements of which, 2,793 were provided in houses erected by Lessees.

It will be seen from Appendix E that the total number of tenements provided up-to-date in all the Trust Estates including those erected by the Development Department and

the several Mill Companies exceeds the total number of tenements demolished by 20,000 as shown below:—

(a) Tenements provided in the Trust Chawls including 3-room and 2-room tenements and cottages at Matunga	9,716
(b) Tenements provided in the Chawls erected by the Spring Mills, Century Mills, the Kohinoor Mills and the David Mills and in the Chawls erected by the Development Directorate on the Ex-Trust Estates and the various Police Accommodation Schemes	18,555
(c) Tenements provided in the Semi-Permanent Sheds erected by the Ex-Trust	2,974
(d) Tenements provided in the Lessees' Buildings	33,718
Total	64,963
Less—Tenements demolished	36,617
Excess of new tenements over tenements demolished	28,346

DISPOSAL OF LANDS.

LONG LEASES.

The number of plots let during the year was 94 having a total area of 2,17,620 square yards (45 Acres) and valued at Rs. 19,98,417-12-0. In addition 6 plots having an area of 15,662 square yards (3 Acres) were sold outright for Rs. 44,741. Deducting 5 plots which were resumed during the year, the total number of plots disposed of upto the end of 1938-39 is 2,783 with an area of 87,95,562 square yards (784 Acres) and valued at Rs. 8,02,67,741 having an annual rent of Rs. 30,54,372. The rate at which ground rents are capitalised in the various tables in this report is at 22½ years' purchase for plots let before the 23rd November 1920 and 18 years' purchase thereafter.

The figures indicating the progress in the disposal of Trust Lands in the year are as follows:—

No.	Particulars.	Number of Plots.	Area in square yards.	Capital Value.		Annual Rent.
				Rs.	s. p.	Rs.
I	Plots leased (Rent)	58	76,598	11,15,712	0 0	61,984
	„ „ (Premium paid)	36	1,41,022	8,82,705	12 0	(A) 21
II	Land sold	6	15,662	44,741	0 0	Nil.
III	Total Plots disposed of	100	2,33,282	20,43,158	12 0	62,005
IV	Plots disposed of in 1938-39 or earlier but surrendered to and re-entered by the Corporation	5	17,876	8,12,714	0 0	(B) 40,569
	Net Total	95	2,15,606	12,30,444	12 0	(C) 21,436
	<i>Corresponding figures for—</i>					
	1937-38	151	1,88,605	32,29,051	7 0	1,23,242
	1936-37	222	3,00,149	41,20,534	9 0	1,29,924
	1935-36	192	1,72,433.35	33,39,676	0 0	1,36,273

(A) Interest on the premia may be taken at 6 per cent., i.e., equal to about Rs. 52,962.

(B) Net receipts from tenants occupying the buildings against this loss of ground rent is about Rs. 45,953 per annum.

(C) If the net rent and interest on premia are taken into account the result will show a figure of Rs. 1,20,451 instead of Rs. 21,436.

The details of leasing on each estate are given in Appendix F.

In point of number, capital value and annual rent the result shows a decrease in comparison with the respective figures of the previous year, the figure of area showing, however, an excess. This is due to the fact that several large plots were leased for industrial purposes in the North of the Island at cheap rates.

There is bound to be a reduction in the value of lands leased as all the attractive plots are naturally taken up first, and we have not acquired new areas for the purpose of an improvement scheme during the last 15 years. There are very few areas available in schemes in the South where land values are high. On the contrary during the year under report five plots with an aggregate ground rent of over Rs. 40,000 were surrendered or re-entered upon.

Although plots Nos. 83-84 and 90-91 in Scheme No. 29 have been utilised since February 1939 for the construction of the building for Municipal Schools, these plots have not been taken into account as the Corporation has yet to fix their value.

SHORT LEASES.

There were 833 acquired buildings in charge of the Bombay Municipality (Improvements) at the commencement of the year. 2 buildings were acquired, 11 were surrendered by the Lessees who had built them on our plots and 1 structure was transferred from Vacant Land Register to Buildings Register during the year. 25 buildings were demolished and 10 were sold. Thus at the end of the year there were 812 buildings containing 6,512 tenements.

The net change during the year :—

Date.	Number of Buildings.*	Tenements.	Gross rental (as on 31-3-1938) —figures in lakhs.	One Room Tenements.	Two-Room Tenements.	Larger Tenements.	Shops.	Godowns.	Factories.†
31-3-1938	833 (836-3)	6,297	Rs. 7.14	4,789	745	395	225	140	3
31-3-1939	812	6,512	7.78	4,894	790	394	224	203	7

* Includes buildings on the plots surrendered by the lessees in Schemes 3, 29 and 37.

† Inclusive of Dyeing sheds and stables.

The rents realised for acquired buildings in 1938-39 aggregated Rs. 6,11,538 and the total temporary revenue realised during the year was Rs. 9,16,973 which compares with the corresponding figures of the previous 2 years as under :—

Particulars.	1936-37.	1937-38.	1938-39.
	Rs.	Rs.	Rs.
Rents for acquired buildings	6,00,412	5,85,779	6,11,538
Rents for lands let for temporary structures	2,76,725	2,67,415	2,56,785
Rents for storing materials (including sundry revenue)	5,082	9,123	9,221
Rents for cultivation, etc.	57,542	45,237	39,209
Total	9,39,761	9,07,554	9,16,793

The increase of .09 in the temporary revenue in spite of the reduction in the number of buildings compared with the previous year is mainly due to the fact that there is a larger number of tenements in the surrendered buildings and their rents are also higher.

The full letting value of the 10,074 rooms, including shops, godowns and looms in the Ex-Trust Chawls was Rs. 9,34,587 on 31st March 1939 (*vide* Appendix D and foot-note).

The gross demand for the year was Rs. 9,37,510. The net demand for the year (after excluding the amount of Rs. 47,687 for vacancies and Rs. 38,733 for concessional rents) was Rs. 8,51,090. The revenue actually collected came to Rs. 8,48,559 which is equivalent to 99.70 of the net demand for the year.

The gross demand for the year 1938-39 of the 2,805 rooms in the Semi-Permanent Sheds including Sweepers' sheds and sheds known as Labour Camps was Rs. 1,38,082. The net demand for the year (excluding Rs. 6,358 for vacancies and Rs. 337 for concessional rents) was Rs. 1,31,387. The amount actually collected came to Rs. 1,28,608 which is equivalent to 97.88 of the demand.

The rents charged for rooms in the Permanent Chawls built by the Ex-Trust range from Rs. 4-15 to Rs. 10-8 for one-room tenements, Rs. 17 to Rs. 23 for two-room tenements and Rs. 30 to Rs. 35 for three-room tenements.

The percentage of outgoings is shown below. On the basis of the maximum annual rental of Rs. 9,34,587 of full letting value of the chawls on 31st March 1939, the total outgoings come to 63.68 per cent. out of which 5.10 per cent. is due to vacancies, which means that the actual outgoings are slightly less than 59 per cent.

Statement showing percentage of outgoings in different items.

Particulars.	Permanent.		S. P. Sheds.*		REMARKS.
	1937-38.	1938-39.	1937-38.	1938-39.	
Sanitary Staff	5.65	6.14	13.66	13.01	*Including Labour Camps
Pumpmen	0.17	0.19			
Cost of Management and Establishment.	7.50	7.50	7.50	7.50	
Municipal Rates and Taxes	15.69	15.44	16.15	15.45	
Repairs and Maintenance including Lighting Charges.	15.91	(a) 29.31	52.01	19.41	(a) Increase due to ordinary and special repairs.
Vacancies	6.41	5.10	6.32	4.00	
Total	51.33	63.68	96.14	59.97	

The net annual income for the Permanent Chawls came to Rs. 3,39,442 or 2.28 per cent. of the cost of chawls, viz., 148.39 lakhs including value of the land (*vide* Appendix C). The Corporation have to pay interest and Sinking Fund charges at the rate of 4.61 per annum of the capital expenditure prior to 1919-20, and at 6.35 per annum of the expenditure incurred subsequent thereto. This amounts to Rs. 8.67 per annum showing a loss of about Rs. 5.28 lakhs for the year and is equivalent to a loss of about Rs. 52.42 per room per annum.

The average population in the chawls during 1938-39 was 30,539 against 32,823 and 32,315 in 1936-37 and 1937-38 respectively whilst the corresponding figure for S. P. Sheds (excluding Labour Camps) were 5,153, 4,529 and 4,601 respectively.

The death rate in the Ex-Trust Chawls during the year was 8.8 per 1,000 against 10.61 and 7.62 in the years 1937 and 1936 respectively.

COLLECTION OF REVENUE.

Details of the collection of revenue can be seen from the following table:—

Particulars.	Revenue.		Total.	
	Permanent.	Temporary.		
	Rs.	Rs.	Rs.	
Amount for collection	Demand for the year	33,60,845	19,32,621	52,93,466
	Arrears	6,01,691	7,87,606	13,89,297
Total	39,62,536	27,00,227	66,62,763	
Amount collected	32,65,345	18,93,960 (b)	51,59,305 (b)	
Amount written off		1,23,010	1,23,010	
Arrears as on 1st April 1939	6,97,191	6,83,368 (a)	13,80,559	
Arrears as on 1st April 1938	6,01,678	7,56,481	13,58,172	
Arrears as on 1st April 1937	5,36,820	10,76,559	16,13,379	

(a) Includes arrears for cultivation rights (Rs. 5,835) and excess recovery of Rs. 111-4-10.

(b) This does not include Rs. 815 recovered in advance.

In connection with the temporary revenue, 17 suits were filed for claims aggregating Rs. 1,834-8 and the total recovery effected amounted to Rs. 933-2-6. No Distress Warrants were effected during the year.

Legal.—In the year under review, 1,212 ejectment suits were filed against tenants who had run into arrears of rent and the total cost incurred for these suits amounted to Rs. 12,859-3, the total recovery effected being Rs. 8,346-7-2. Many of these tenants made themselves scarce after the filing of suits making it difficult for the Municipality to effect further recovery.

As a result of the execution proceedings for recovery of the arrears of rent and compensation awarded under the decree passed on the 7th day of September 1936 in the High Court Suit No. 934 of 1935, in respect of Plot No. 26, Sandhurst Road East Estate mentioned in the last year's report, the first Defendant's property situate at Temkar Street was sold by the Sheriff of Bombay to the Municipal Corporation for Rs. 5,000 and an order confirming the sale thereof has been obtained on 29th June 1939. The necessary certificate of sale will be issued by the Court in due course.

Pursuant to the decree dated the 18th day of February 1938, passed in the High Court Suit No. 52 of 1936 filed in respect of Nowroji Hill Estate Plot No. 28, necessary action for recovery of the arrears of rent and compensation awarded under the said decree is being taken. The first Defendant has however, been adjudicated an Insolvent.

Though a Decree was passed on 9th March 1938 in High Court Suit filed in respect of Nowroji Hill Estate Plot No. 27, the same could not be executed as the Defendant has been adjudicated an Insolvent.

A consent decree was passed on the 22nd day of August 1938 in the High Court suit filed in respect of Plot Nos. P.Q.R. and S. and W. of Scheme No. 37 for possession and compensation and the possession of the said plot with the structures thereon was delivered to the Municipality on 19th July 1938. The claim of the Municipality under the decree passed in the said suit as also the one under a decree in Small Causes Court Suit No. 870/31712 of 1937, has been proved before the Commissioner for Taking Accounts but as the Administration suit filed by one of the heirs of Haji Ali Jalal Fakruddin who is also a Defendant in the above suits is still pending, nothing out of the said claim has yet been recovered.

A suit for possession and for arrears of rent and compensation in respect of Sandhurst Road East Estate Plot No. 27 and Sydenham Road Plot Nos. 4 and 5, has been filed in the High Court and the same is pending.

A draft plaint of a suit in respect of Nowroji Hill Estate Plot No. 48 was received from Counsel in April last, but as the same is still to be revised by him and as he has left for Europe, the filing of the suit is held over till September or October next.

A decree was passed on 28th September 1938 in the High Court Suit in respect of Scheme 57, Case No. 320 and execution proceedings thereof are pending.

The High Court Suit for possession and for arrears of rent and compensation in respect of Scheme No. 57, Cases Nos. 85, 86 and 104, is to be filed shortly.

During the year under Report, the Standing Committee has approved suits being filed for possession and for arrears of rent and compensation in respect of Plot No. 73, Scheme No. 60, Scheme No. 57, Plots Nos. 55 and 56 and Scheme No. 60, Case No. 99, Plot No. 83, Scheme No. 29 and Scheme No. 52, Plot Nos. 4, 5 and 6. Out of the said suits, suit in respect of Plot No. 83, Scheme No. 29 was filed and decree for possession and compensation was obtained on 24th May 1939. The suit in respect of Plot Nos. 4, 5 and 6, Scheme No. 52, has already been filed and the remaining suits except that in respect of Plot No. 73, Scheme No. 60, would be filed in due course.

As the tenant of Plot No. 73, Scheme No. 60, vacated the premises, no further proceedings were necessary.

A comparative statement showing the number of Permanent Tenancies with demand and collection as on 31st March of the past 10 years is given below :—

Particulars.	1930.	1931.	1932.	1933.	1934.	1935.	1936.	1937.	1938.	1939.
Number of Tenancies ..	1,324	1,352	1,390	1,447	1,576	1,683	1,877	2,210	2,261	2,352
Amount for collection in lakhs of Rupees ..	32.96	33.36	33.08	33.25	32.48	33.57	34.96	36.39	37.21	39.63
Collection in lakhs of Rupees ..	30.02	30.10	29.91	29.91	28.90	29.28	29.39	30.89	31.03	32.65
Arrears in lakhs of Rupees ..	2.94	3.26	3.17	3.17	3.58	4.24	5.23	5.37	6.01	6.97
Percentage of arrears to demand ..	8.9	9.8	9.	9.7	11.30	12.6	14.98	14.75	16.18	17.6

The increase in percentage of arrears may be attributed partly to the tendency among the new building tenants to withhold payment of ground rent to the extent of the Security Deposit paid by them. Adding these rents, viz., Rs. 67,705 to demand and collection and deducting therefrom the claims for which legal action is sanctioned by the Standing Committee or rents received as deposits not having been accounted for during the year under review or action already taken in respect of Plots Nos. 27, 28 and 48 of Scheme 29, Plot Nos. 4 and 5, Scheme 37, and Plots Nos. 26, 27 and 36-37 of Scheme 3 and also Plot No. 105 of Scheme 2, Plot No. 30 of Scheme 8, Plot No. 11A of Scheme 29, plot No. 1 of Scheme 53, etc., the demand will be Rs. 39.02, the arrears Rs. 5.37 and percentage of arrears to demand 13.7

LAND ACQUISITION AND MANAGEMENT.

SCHEMES, OVERBRIDGES, ETC., OF THE MUNICIPAL SECTION.

1. *DeLisle Road Overbridge Scheme.*—The properties acquired in this scheme continued to be let and the annual realization from them amounted to Rs. 15,972.

2. *Dadar Overbridge Scheme.*—Acquisition Scheme is complete. The amount of recovery of the ground rent from the Municipal land let amounted to Rs. 15,815.

3. *Mahalaxmi Overbridge Scheme.*—The properties acquired in connection with the construction of Mahalaxmi Overbridge continued to be let during the year under report and the annual realization from the Estate amounted to Rs. 63,383. The annual ground rent of 2,016 square yards of land leased amounted to Rs. 2,197.

4. *Victoria Road Overbridge Scheme.*—The properties acquired in connection with the construction of the Victoria Road Overbridge Scheme continued to be let during the year to the poor class tenants. The annual realization from this estate amounts to Rs. 5,394. The diminution in rents is due to the two structures containing 22 rooms having been declared unsound and hence demolished completely on 18th July 1938.

5. *Golanji Hill Road.*—The properties acquired in this scheme continued to be let during the year and the annual realization from this estate amounted to Rs. 8,964.

Out of the surplus land in this scheme an area admeasuring about 2,996 square yards has been sold for Rs. 26,964.

6. *Hornby Road to Ballard Pier Scheme.*—The total rent realizable from this scheme during the year amounted to Rs. 68,180. The last year's annual recovery was Rs. 97,576. The drop in recovery is due to demolition of buildings as the plots on which they stood had been agreed to be sold. New plots leased or sold during the year are as under:—

Leased	4,512.15 square yards—Annual rent	..	Rs. 69,488	
Sold	144.95	Proceeds	..	Rs. 19,495

In this scheme out of the old cases notified in 1922, Case No. M/436 is yet to be disposed of. The claimants of this case, the Universal Fire and General Insurance Company, have purchased sites of adjoining Plots 5 and 5A from the Municipality on condition that they would pay the purchase price by instalments. A combined agreement embodying the terms of retention of the above case and payment of purchase price of Plots 5 and 5A by instalments, was forwarded for approval to the Solicitors for the claimants. They have returned it after making certain changes therein requesting at the same time that as their clients are willing to pay up shortly the balance of the purchase price, the completion of the agreement should be held over for some time. After the purchase price is paid there would be no necessity for agreement and the Corporation will then apply for denotification of this case which is still pending.

The proceedings before the Land Acquisition Officer in connection with the 8 properties, the declaration for which was issued in August 1937 were completed. The Land Acquisition Officer issued his Award for all these 8 cases in August 1938. The amount of Award for all the 8 cases including 15 per cent. for compulsory acquisition works out to Rs. 3,34,408 against the sanctioned estimate of Rs. 3,63,000 for the whole area of 828 square yards of land.

In two of these 8 cases, the claimants being dissatisfied with the Land Acquisition Officer's Awards, have asked the Land Acquisition Officer to refer these cases to the High Court under Section 18 of the Land Acquisition Act. These references will be filed by the Land Acquisition Officer in due course.

One of the two High Court References filed under Section 48 (2) of the Land Acquisition Act for damages for withdrawal in respect of two properties notified for acquisition in 1922, came up for hearing before Mr. Justice Kania in February 1939 and the same was dismissed

with costs. Knowing the result of this reference, the claimants of the other reference came to a settlement, whereby each party bore its own costs and the reference was dismissed for non-appearance of parties.

Apollo Street.—The value of land admeasuring 28.87 square yards sold fetched Rs. 8,661.

Acquisition of land bearing C. S. No. 272 of Fort Division in connection with the re-construction of the Fort Market.—By their Resolution No. 196 dated 21st June 1937, the Corporation approved the proposal to re-construct the Fort Market on Plots Nos. 64 and 65 and parts of Plots Nos. 62 and 63 of the Hornby Road to Ballard Pier Scheme. As it was necessary to acquire one private property bearing C.S. No. 272 of Fort Division at Bread Market Lane, the Improvements Committee decided to acquire it at an estimated cost of Rs. 11,880 under their Resolution No. 743 dated 1st February 1938 and authorized the Municipal Commissioner to apply to Government to notify the same under the Land Acquisition Act. This property was notified for acquisition under Section 4 on 9th June 1938 and the declaration under Section 6 was issued on 22nd September 1938. The inquiry under Section 11 was opened by the Land Acquisition Officer in February 1939 and is still proceeding.

7. *Widening of 1st Marine Street.*—The annual rent realized from the properties here amounted to Rs. 1,157. The drop in revenue is due to the demolition of the shed put up on this land by the tenants as the land was required for laying out the road. The rent realized last year was Rs. 3,903.

Declaration under Section 6 of the Land Acquisition Act for the acquisition of 5 properties included in this scheme was issued on 22nd February 1938, and the inquiry before the Land Acquisition Officer under Section 11 in respect of these cases was opened in April 1938. After a lengthy inquiry the Land Acquisition Officer issued his awards for 4 properties on 28th January 1939. The total amount of award for these 4 cases admeasuring 1,304 square yards of land was Rs. 1,90,657 against the estimate of Rs. 2,07,170.

The fifth property belonging to the Trustees of the Dhobi Talao Mosque is the subject matter of Case No. L.A.Q. 16/5. Terms and conditions for the amicable settlement of this case were sanctioned by the Improvements Committee under their Resolution No. 638 dated 14th February 1939. In pursuance of these conditions of settlement, possession of the mosque property was taken over in March 1939 pending the execution of a regular agreement and handing over of the possession under the Land Acquisition Act in pursuance of the Land Acquisition Officer's award. Steps are now being taken to take in hand the draft agreement. Steps are also being taken to demolish the buildings on the four cases already acquired, and the work of road construction will be taken in hand as soon as demolition is completed.

The total cost of the scheme as per the original estimates sanctioned by the Corporation under their Resolution No. 270 dated 12th July 1937 was Rs. 2,99,835. Subsequently, the Corporation by their Resolution No. 291 dated 15th July 1937, decided to widen also the portion of 1st Marine Street between Queen's Road and Marine Lines from 58 feet to 80 feet. Besides, one property required for the widening was acquired from the setback grant. The total estimated cost as per fresh estimates comes to Rs. 3,28,137.

8. *Tulsi Pipe Line Scheme.*—The properties acquired in connection with the laying of Public Utility Services continued to be let and the annual realization from the estate amounted to Rs. 25,094.

9. *The Proposed Road from Haines Road to the Junction of Ferguson Road and Tulsi Pipe Line.*—The scheme has been held up for want of funds.

10. *Extension of Municipal Workshops at Foras Road.*—The properties acquired for the extension of Municipal Workshops at Foras Road continued to be let as buffalo and horse stables. The rent from this Estate during the year amounted to Rs. 12,192.

11. *The Municipal Crusher Building at Carnac Road.*—The building continued to be let at a monthly rent of Rs. 300. The ground floor of this building continued to be let as garages at Rs. 125 per month. The total realization from this Estate during the year amounted to Rs. 5,100.

12. *Palton Road Estate.*—The Semi-Permanent Sheds in this estate are let to poor class tenants. The total realizable rent from the estate during the year amounted to Rs. 24,150. The last year's realization was Rs. 25,552. The fall in rent is due to demolition of some sheds, the land on which they stood being required for construction of permanent chawls for providing housing accommodation. The annual ground rent of 2,089 square yards of land leased and the value of 688 square yards of land sold amounted to Rs. 4,200 and Rs. 21,328 respectively.

13. *Byculla Bridge Estate.*—The construction of the Gold Mohor Castle Market is completed. The major portion of the land in this estate is occupied by the Markets Department. The plots abutting on the Bridge are not proposed to be disposed of for a year till the market develops.

14. *Masjid Bunder Land.*—The annual rent from the leased lands amounted to Rs. 9,478 during this year.

NEW SCHEMES.

Acquisition of Khardi Village, Gaothan (Thana District) for prevention of contamination of Tansa Catchment.—The Corporation by their Resolution No. 498, dated 4th October 1937 decided to acquire under the Land Acquisition Act the Khardi Village, Gaothan, with all houses, well, trees, agricultural and other lands. Sanction of the Improvements Committee under Section 91 of the Municipal Act for applying to Government to notify the lands under the Land Acquisition Act was given under their Resolution No. 566, dated 26th October 1937. Application to Government for notifying these lands was made on 1st February 1938, and the notification under Section 4 of the Land Acquisition Act was issued by Government under Government Resolution, Revenue Department No. 6895/33 dated 4th January 1939. As there was no large scale plan of the whole village showing all the individual holdings, two surveyors appointed by Government together with two sub-overseers appointed by the Municipality are now surveying the village and the holdings for preparing the necessary plans. Notices under Section 5A of the Land Acquisition Act will be issued to individual owners after the abovementioned survey is completed.

Acquisition of land for the construction of additional Purification Works at Dadar in connection with the development of lands in Wadala, Gowari, part of Sewri, Sion and Dharavi areas.—The Corporation by their Resolution No. 1050, dated 10th March 1938, accorded approval to the plans and estimates for works to be carried out for providing sewage facilities in Wadala, Gowari, parts of Sewri, Sion and Dharavi areas. It is therefore necessary to acquire 25,038 square yards of land on the south of the existing Purification Works at Dadar. Out of this area of 25,038, an area of 24,512 square yards of private land will be acquired under the Land Acquisition Act, and the remaining area of 526 square yards belonging to the B. B. & C. I. Railway Company will be acquired under a conveyance by an amicable arrangement with the Railway Company. Sanction of the Improvements Committee under Section 91 of the Municipal Act for applying to Government for the acquisition of private lands under the Land Acquisition Act was obtained under their Resolution No. 210 dated 12th July 1938, and Government have been requested to issue the necessary notification which is now awaited. Negotiations are also going on with the Railway Company for the acquisition of their land.

Acquisition of land for the construction of a 50-foot road from Bhawanishankar Road to Tulsī Pipe Line land opposite Dadar Purification Works.—The Corporation have approved the proposal to construct this road under their Resolution No. 606, dated 10th November 1938. The Municipality has to acquire about 2,467 square yards of land under the Land Acquisition Act in connection with the completion of this road. Improvements Committee having authorized the Municipal Commissioner to apply to Government for the notification of the lands required for this road, an application to Government has been made.

Acquisition of land for the construction of quarters for the Staff of the Sewage Purification Works at Dadar.—The Corporation by their Resolution No. 712, dated 1st December 1938, accorded approval to the construction of quarters for the staff working at Dadar Purification Works on a plot of land on the north of the Purification Works at an estimated cost of Rs. 91,320. Necessary provision for carrying out this work has been made in the Loan Works Budget for 1939-40. The Municipality have to acquire 8,425 square yards of vacant land situated on the north of the existing Purification Works in connection with the work of constructing these staff quarters. An area of about 686 square yards belongs to the B. B. & C. I. Railway Company and the Government. This will be acquired by private negotiations with the Railway and the Collector of Bombay, and the remaining area of 7,739 square yards of private lands will be acquired under the Land Acquisition Act. Sanction of the Improvements Committee is being obtained.

Acquisition of land for the provision of a cremation ground for the Depressed Classes at Chandanwadi.—Under their Resolution No. 935, dated 19th January 1939, the Corporation sanctioned (1) the acquisition of 631 square yards of land out of G.S. No. 434 at Chandanwadi for providing a cremation ground for the Depressed Classes Community, (2) construction of a compound wall and a mourners' shed with a water tap at a total estimated cost of Rs. 69,300. Sanction of the Improvements Committee for applying to Government under Section 91 of the Municipal Act for the acquisition of the above land has been obtained and application to Government for notifying the land in question has been made.

SPECIAL ROAD SCHEMES.

Dadar-Kumbharwada Road (now known as Bhavanishankar Road) is completed and cross roads have also been completed as metalled roads.

Mahim-Kapad Bazar Road.—The scheme is complete so far as acquisition is concerned. The cross roads will be constructed when funds permit.

MAHIM DEVELOPMENT SCHEMES.

Mahim Station Road—Scheme No. I.—The main road is complete and cross roads are in progress. The value of land admeasuring 1,204 square yards sold amounted to Rs. 14,910 and the annual ground rent of land admeasuring 1,204 square yards leased to Rs. 1,012.

Nardulla Tank Road—Scheme No. II.—The roads are complete. The land is low-lying and it is being filled in and levelled. After this is done, it will be reserved as a garden and recreation ground. Fees from the right for cultivation of land given for the period upto 31st January, 1939, were Rs. 1,770 and the value of the land admeasuring 1,197 square yards sold amounted to Rs. 8,977-8.

Extension of DeLisle Road Northwards to meet Lady Jamshedji Road (now known as Gokhale Road North and South) Scheme No. III.—The main road is completed; cross roads in the scheme are being constructed as funds permit. The annual ground rent of 3,052 square yards of land leased, and the value of 5,661.78 square yards of land sold, amounted to Rs. 2,156 and Rs. 72,763-2 respectively.

Widening and Improving Lady Jamshedji Road—Scheme No. IV.—The main road and all the cross roads are now completed. The action for the execution of the High Court decree against Mr. Porbandari is held in abeyance as advised by the Municipal Solicitors. The annual ground rent of 2,832 square yards of land leased, and the value of 6,344.58 square yards of land sold, amounted to Rs. 1,700 and Rs. 61,866-9 respectively.

Extension of Mahim Bazar Cross Road to Tulsi Pipe Line—Scheme No. V.—The main road is constructed and cross road will be constructed as funds permit. The annual ground rent of 1,530 square yards of land leased, and the value of 2,229.30 square yards of land sold, amounted to Rs. 736 and Rs. 17,834-6 respectively.

Roads B-D, C-D and D-E between Dadar and Matunga Stations,—Scheme No. VII.—The scheme is complete as far as acquisition is concerned. The cross roads will be completed when funds permit. Sale proceeds in this scheme amounted to Rs. 20,078-8 for 1,792.85 square yards of land.

Two Roads from Cadell Road to Mahim Foreshore near E. D. Sassoon Dye Works—Scheme No. VIII.—The scheme is complete as far as acquisition is concerned.

Shivaji Park Scheme.—The scheme is complete as far as acquisition is concerned. The recovery of betterment charges in case No. M/339 is partially made as the portion of the road *ex adverso* the property is constructed.

The 60', 40', and 50' roads round the Park are partly constructed and are expected to be completed in the next two or three years. The annual ground rent of 22,347 square yards of land leased and the value of 4,490.13 square yards of land sold amounted to Rs. 14,629 and Rs. 75,322-1 respectively.

The Municipal land at the junction of Sandhurst Bridge and French Bridge.—The conveyance in respect of this plot sold to Mr. D. T. Patel is nearing completion.

Municipal property at Bellasis Road.—The Municipal property at Bellasis Road, acquired for a Maternity Home excepting the main Bungalow, continued to be let and the annual realisation from this estate amounted to Rs. 6,459. Increase in revenue is due to letting of the vacant land in the compound.

The Municipal land near the Head Office.—The monthly tenancy of the above land is discontinued and vacant possession of the same is taken by the Municipality on 1st July 1938, as the land is required for the extension of the Municipal Offices. The rent realized during the year was Rs. 1,548.

Acquisition of land for the Sewerage Scheme for the North of the Island.—Negotiations for the acquisition of a strip of Government of India Railway lands included in the schemes have now been completed and the Agent of the B. B. & C. I. Railway has now agreed to part with the land at the rate of Re. 1 per square yard. After the sanction of the Improvements Committee is obtained, the land will be taken over on the completion of a regular conveyance.

Land at Reay Road.—The suit filed by the purchaser Mr. Ramjanally Alladin in the High Court against the Municipality is still pending.

Cadell Road (Old Parbhadevi).—The value of 4,380.78 square yards sold amounted to Rs. 39,151-12.

Plot of land at Love Lane.—The conveyance of the plot, possession of which has been given to the party, is still under preparation.

Ranade Road Extension Scheme.—The declaration for the scheme under Section 6 of the Land Acquisition Act dated 2nd June 1938 was published on 9th June 1938, and the inquiry under Section 11 of the Land Acquisition Act for the 15 properties included in the scheme were opened by the Land Acquisition Officer in January 1939. Some of the claimants have put in their valuation and the inquiry is proceeding.

Statement "A" attached herewith indicates progress in the disposal of Municipal lands in the year and Statement "B" gives the details of the collection of revenue from the buildings and lands let for purposes other than cultivation. The amount of fees collected for rights of cultivation, tapping, etc., came to Rs. 12,516. The fall in revenue is due to the cutting down of cocoanut trees standing on plots which have been leased or sold.

H. B. SHIVDASANI,

Deputy Municipal Commissioner (Improvements).

STATEMENT " A "

The figures indicating progress in the disposal of Old Municipal lands in the year are as follows:—

No.	Particulars.	Number of Plots.	Area in square yards.	Capital Value.
				Rs. a. p.
I	Plots leased on rental basis	48	34,148	17,05,176 0 0
	Plots leased on premium basis	7	3,421	43,063 15 0
II	Land sold	35	30,887	3,73,299 5 1
	Total	90	68,456	21,21,539 4 1
	Corresponding figures:—			
	1935-36	108	71,696.38	31,45,502 11 0
	1936-37	110	75,147.00	29,65,700 0 0
	1937-38	150	99,340.43	21,38,032 4 6

STATEMENT " B "

Collection of Revenue.

Details of the collection of Revenue during the year 1938-39 can be seen from the following table:—

Particulars.	REVENUE.		
	Permanent.	Temporary.	Total.
	Rs.	Rs.	Rs.
Amount of collection (Demand for the year)	1,46,765	2,88,325	4,35,090
Amount of arrears for the year	23,000	2,12,560	2,35,560
Total	1,69,765	5,00,885	6,70,650
Amount collected	1,62,925	3,01,277	4,34,202
Amount Written off	39,408	39,408
Arrears as on 1st April 1939	36,840	1,60,200	1,97,040
Arrears as on 1st April 1938	23,000	2,12,560	2,35,560
Arrears as on 1st April 1937	10,634	2,26,298	2,36,932

APPENDIX A
Capital Account
(Figures in Lakhs)

	1934-35.		1935-36.		1936-37.		1937-38.		1938-39.		REMARKS.
	In the year.	To end of the year.	In the year.	To end of the year.	In the year.	To end of the year.	In the year.	To end of the year.	In the year.	To end of the year.	
RECEIPT.											
Loan	1,721.9	14.9	1,736.9*	..	1,736.9	..	1,736.9	..	1,736.9	*The total loan receipts as on 31st March 1938 were Rs. 1,73,688, 178-1-0, i.e., Rs. 1,736.9 lakhs. †The actual deficit at the close of 1935-36 was Rs. 1,92,64,010-7-3, i.e., Rs. 192.6 lakhs as under :— Lakhs. Deficit as per last account 171.7
Discount or Premium	—14.5	0.3	—14.2	..	—14.2	..	—14.2	..	—14.2	
Sale Proceeds	9.2	278.8	14.7	293.5	19.9	313.4	21.7	335.1	11.4	346.5	
Appropriation from General Account	—13.9	—152.5	—19.2	—192.6†	1.2	—191.4	5.7	—185.7	2.2	—183.5	
Special contribution from Government	54.0	..	54.0	..	54.0	..	54.0	..	54.0	
Release of Debentures lodged with Government	0.2	0.2	42.4	42.6	..	42.6	
Extraordinary receipts	25.1	25.1	..	25.1	..	25.1	
Miscellaneous	0.1	0.1	0.1	0.1	..	0.1	..	0.1	..	0.1	
Total	—4.6	1,887.8	10.7	1,877.7	46.4	1,924.1	69.8	1,993.9	13.6	2,007.5	
EXPENDITURE.											
<i>I—On Government and Municipal Property—</i>											
Schedule "W"	13.1	..	13.1	..	13.1	..	13.1	..	13.1	(1) Difference in respect of the deficit for the year 1928-27 shown in this Appendix at Rs. 21 lakhs instead of Rs. 21.1 lakhs (the actual deficit for that year being Rs. 21.08 lakhs) 0.1
" " "X"	16.2	..	16.2	..	16.2	..	16.2	..	16.2	
" " "Y"	4.7	..	4.7	..	4.7	..	4.7	..	4.7	
Police Accommodation Scheme	91.6	..	91.6	..	91.6	..	91.6	..	91.6	
Total	125.6	..	125.6	..	125.6	..	125.6	..	125.6	
<i>II—On the Trust own acquired lands—</i>											
Cost of Management and Establishment	0.5	175.5	0.5	176.0	1.1	177.1	1.3	178.4	1.1	179.5	(2) Amount paid under Section 79 (3) of the Trust Act IV of 1898 on account of Government share of profits 19.9 (This was shown hitherto under the head Expenditure—IV Disposal of profits.)
Acquisition of land	0.1	972.4	0.1	972.5	..	972.5	2.4	974.9	0.8	975.7	
Chawls	117.3	..	117.3	2.9	120.2	2.3	122.5	2.9	125.4	
Roads	0.7	383.7	0.8	384.5	1.4	385.9	3.4	389.3	4.1	393.4	
Other works	22.6	..	22.6	0.3	22.9	0.1	23.0	Cr. 0.2	22.8	
Mills companies chawls	7.7	..	7.7	..	7.7	..	7.7	..	7.7	
Total	1.3	1,679.2	1.4	1,680.6	5.7	1,686.3	9.5	1,695.8	8.7	1,704.5	
<i>III—Miscellaneous—</i>											
Office Buildings	4.5	..	4.5	..	4.5	..	4.5	..	4.5	(3) Loss on sale of securities (This was hitherto included under the head Expenditure—III Miscellaneous—other Items) 0.9
Other items	13.1	0.1	12.3	..	12.3	..	12.3	..	12.3	
Total	17.6	0.1	16.8	..	16.8	..	16.8	..	16.8	
<i>IV—Disposal of Profits</i>	19.9	192.6
<i>V—Debentures lodged with Government</i>	42.6	42.6	..	42.6	..	42.6	..	42.6	
<i>VI—Repayment of Loan</i>	19.2	19.2	29.3	48.5	19.1	67.6	
Total	1.3	1,842.3	44.1	1,865.6	24.9	1,890.5	38.8	1,929.3	27.8	1,957.1	
Balance	—5.9	45.5	—33.4	12.1	21.5	33.6	31.0	64.6	—14.2	50.4	

APPENDIX B
Analysis of General Account
(Figures in Column 2 to 12 shown in lakhs)

Year.	RECEIPTS.						EXPENDITURE.					Balance appropriated to Capital Account.	REMARKS.
	Rents.	Municipal contribution.	Share of Tobacco duty.	Interest on investment.	Miscellaneous.	Total.	Maintenance.	Municipal rates and taxes.	Interest and sinking fund.	Miscellaneous.	Total.		
1	2	3	3A	4	5	6	7	8	9	10	11	12	13
	Rs.	Rs.	Rs.	Rs.	Rs.	Rs.	Rs.	Rs.	Rs.	Rs.	Rs.	Rs.	
1898-99	1.9					1.9	0.1				0.1	1.8	
1899-1900	0.7			0.8		1.5	0.2	0.2			0.4	1.1	
1900-01	0.9	4.8		1.6		7.3	0.3	0.2	2.2		2.7	4.6	
1901-02	1.2	4.8		1.5		7.5	0.4	0.2	2.5		3.1	4.4	
1902-03	1.4	5.0		2.5		9.9	0.4	0.2	4.1		4.7	5.2	
1903-04	2.6	3.5		2.3		8.4	0.4	0.4	5.7	0.1	6.6	1.8	
1904-05	5.8	2.0		2.7		10.5	0.7	0.9	8.1	0.1	9.8	0.7	
1905-06	9.7	2.5		1.9		14.1	1.4	1.3	10.1	0.1	12.9	1.2	
1906-07	8.5	3.0		2.1	0.1	13.7	1.9	1.1	11.2	0.1	14.3	-0.6	
1907-08	8.1	3.8		2.4	0.1	14.2	2.2	1.0	12.1	0.1	15.4	-1.2	
1908-09	9.4	4.5		3.2	0.1	15.2	2.5	0.8	13.0	0.1	16.4	-1.2	
1909-10	11.4	7.8		1.5	0.2	20.9	*3.3	1.0	16.0	0.1	20.4	0.5	
1910-11	14.4	8.9		1.5	0.1	24.9	*3.1	1.0	19.1	0.1	23.3	1.6	
1911-12	16.6	8.6		2.2	0.1	27.5	*3.0	1.3	20.2	0.1	24.6	2.9	
1912-13	18.0	9.2		3.0		29.2	*2.7	1.0	20.5	0.1	24.3	4.9	
1913-14	20.9	9.3		2.5		32.7	*2.4	1.2	21.4	0.3	23.3	7.4	
1914-15	23.0	9.8		1.5	0.1	34.4	2.7	1.5	22.4	0.3	26.9	7.5	
1915-16	24.8	10.2		1.5		36.5	2.2	1.6	23.8	0.3	28.8	7.9	
1916-17	27.2	11.0		2.5	0.1	40.8	3.1	1.7	25.8	0.2	30.8	10.0	
1917-18	29.8	11.0		2.9	0.1	43.8	3.6	1.7	25.6	0.2	31.1	12.7	
1918-19	33.2	11.5		2.0	0.1	46.8	3.6	2.0	25.2	0.2	31.0	15.8	
1919-20	35.7	15.2		1.7	0.2	52.8	3.7	2.2	24.1	0.6	30.6	22.2	
1920-21	37.5	15.7		5.4	0.5	59.1	4.0	2.4	29.4	1.0	36.8	22.3	
1921-22	43.4	15.8		5.4	0.4	65.0	6.4	2.9	52.6	0.6	62.5	2.5	
1922-23	45.0	17.9		4.9	0.1	67.9	7.9	3.5	64.1	-0.5	75.0	-7.1	
1923-24	44.2	19.1		7.6	0.2	71.1	9.6	3.2	74.2	0.6	87.6	-16.5	
1924-25	50.5	20.2		6.4	0.4	77.5	9.0	4.4	80.6	0.8	94.6	-17.1	
1925-26	48.7	22.3		8.8	0.2	78.0	8.6	3.4	93.7	0.2	105.9	-27.9	
1926-27	49.5	22.4		7.2	3.2	82.3	9.6	3.6	90.5	-0.3	103.4	-21.1	
1927-28	48.5	23.1		6.3	2.3	80.2	11.3	3.8	90.2		105.3	-25.1	
1928-29	47.6	23.0		3.8	1.0	75.4	10.6	2.7	90.4		102.7	-28.3	
1929-30	51.0	22.9		2.7	0.1	76.7	10.2	2.9	89.3		102.4	-25.7	
1930-31	50.2	23.1		2.7	0.2	76.2	10.2	3.4	92.1		105.7	-29.5	
1931-32	49.3	23.5		1.4	0.1	74.3	10.5	3.3	94.3		108.1	-33.8	
1932-33	49.3	23.5	7.4	1.1	0.1	81.4	11.8	3.0	96.5		111.3	-29.9	
1933-34	49.2	32.9	11.4	3.9		97.4	7.5	4.4	98.2		110.1	-12.7	
1934-35	50.9	33.4	10.9	3.3		98.5	9.6	4.2	98.6		112.4	-13.9	
1935-36	50.3	33.4	9.8	2.3	0.1	96.4	9.5	3.8	102.3	20.6	128.4	-40.0	
1936-37	51.2	32.2	11.8	4.9	0.2	100.3	10.3	3.6	85.2		99.1	+ 1.2	
1937-38	50.6	34.4	12.4	4.6	0.6	102.6	10.5	3.3	83.1		96.9	+ 5.7	
1938-39	52.0	34.3	10.4	4.2	0.4	101.3	15.0	3.2	80.9		99.1	+ 2.2	
Total to end of 1938-39..	1,234.1	616.2	74.1	127.2	11.4	2,056.1	226.7	87.5	1,699.3	26.1	2,239.8	-183.5	

* Includes interest paid to Government and the Municipality under Section 68 (1) of the old Act as shown below :-

Year.	Government.	Municipality.	Total.
	Rs.	Rs.	Rs.
1909-10 ..	65,350	41,241	1,06,591
1910-11 ..	46,449	37,841	84,281
1911-12 ..	61,858	37,276	99,134
1912-13 ..	68,194	37,431	1,05,625
1913-14 ..	54,644	27,668	82,312
Total ..	2,96,486	1,81,457	4,77,943

APPENDIX

Particulars of Municipal (Improvements)

Serial No.	Name of Chawls.	Year in which site of chawls appropriated for construction of chawls.	Open spaces in the chawls site.	Area actually occupied by the buildings.	Total area of the site of chawls (cols. 4 and 5).	Rate per square yard as in the year given in col. 3.	Value of site (col. 6) as in the year given in col. 3.	Constructional cost of the chawls including 7½ per cent. for management and establishment.	Cost of work, value of land and management and establishment charges (cols. 8 and 9).	Interest and Sinking Fund charges on Capital outlay at 4.61% on col. 10 upto 1919 and thereafter at 6.36%.
1	2	3	4	5	6	7	8	9	10	11
			Sq. yds.	Sq. yds.	Sq. yds.	Rs.	Rs.	Rs.	Rs.	Rs.
1	1-4 Agripada A Chawls ..	1900	4,079(a)	3,206	7,285	7	50,995	1,85,505	2,36,500	10,903
2	5-16 " B " ..	1903	5,924	6,001	11,925	6	71,550	5,41,639	6,13,189	28,269
3	31-32 } 38-40 } 45-46 } " C " ..	1903	2,825	3,428	6,251	6	37,506	2,78,132	3,16,688	14,599
4	19-24 Chandanwadi " ..	1904	3,365	4,289	7,654	15	1,44,980	3,76,915	5,21,875	24,059
5	25-27 } 29, 30 and } 41 } Imamwada A " ..	1905	7,857	5,585	13,442	13.8	1,81,467	4,98,592	6,80,029	31,349
6	50 " B " ..	1905	588	361	949	13.8	12,811	19,368	32,179	1,483
7	33-37 Mandvi-Koliwada Chawls ..	1908	893	3,276	4,169	75	3,12,675	2,76,040	5,88,715	27,140
8	51 Workmen's Cottages—Matunga ..	1905	574	370	944	5	4,720	12,083	16,803	774
9	17-18 Nagpada A Chawls ..	1903	1,510	1,059	2,569	7	17,983	82,358	1,00,341	4,626
10	39 " B " ..	1904	1,122	977	2,099	7	14,693	99,778	1,14,469	5,277
11	28 Princess Street Chawls ..	1907	1,047	433	1,480	30	44,400	42,412	86,812	4,005
12	42-44 } 47-49 } Suparibaug Chawls ..	1910	5,157	2,924	8,081	4.8	38,364	3,39,878	3,78,242	17,343
13	52-57 Chinch Bunder Chawls ..	1913	4,619	3,883	8,496	26.66	2,26,580	3,79,622	6,06,182	27,945
14	... Cottage Blocks (Old) ..	1920	2,290	490	2,780	10	27,800	38,069	63,869	4,056
15	58-61 Mahar Chawls ..	1921	1,754	2,427	4,181	15	62,715	4,39,814	5,02,529	31,911
16	62 Peons " ..	1921	2,375	1,044	3,419	15	51,285	1,70,863	2,22,148	14,106
17	63-66 Kaispani " ..	1921	5,068	2,692	7,760	15	1,16,400	4,31,655	5,48,055	34,801
18	67-72 Three-room tenements, Scheme 5 ..	1922	4,496	1,113	5,609	6	33,654	2,64,717	2,98,371	18,946
19	73-78 Two-room tenements, Scheme 6 ..	1922	2,937	1,297	4,234	6	25,404	2,91,972	3,17,376	20,153
20	79-85 Cottage Blocks (New) ..	1922	6,588	1,220	7,808	6	46,848	69,812	1,16,160	7,376
21	Blocks 1-19 Bellasis Road Chawls ..	1922	23,460	12,244	35,704	19	6,78,376	25,75,065	32,53,441	2,06,594
22	1-16 Mazagaon " ..	1922	19,327	9,754	29,081	10	2,80,810	21,77,079	24,67,889	1,56,711
23	1 New Kalapani " ..	1923	1,839	2,072	3,911	20	78,220	3,14,276	3,92,496	24,923
24	1-3 Love Lane " ..	1925	6,972	6,395	13,367	18.8	2,47,289	11,36,407	13,83,696	67,665
25	1-10 Sydenham Road " ..	1925	9,184	8,611	17,795	16	2,04,720	7,78,071	9,82,791	62,407
	Total ..		1,27,844	80,159	2,08,003		30,20,205	1,18,18,640	1,48,38,845	6,87,620

C. 7
Chawls, Capital Costs and Net Annual Return.

12	13	14	15	16	17	18	19	20	21	22	23
Full letting value per annum.	Annual profit + or loss — i.e. 36.32 of col. 12—col. 11.	Percentage of net annual return, (36.32% of col. 12) of capital cost (col. 10).	Number of rooms.	Number of floors including ground floor.	Land per room (col. 6—col. 15).	Rent per room on 31-3-1939.	Floor area of tenement including verandah.	Capital cost of land and works per room (col. 10—col. 16).	Capital cost of work per room (col. 9—col. 16).	Net profit + or loss — per room (col. 13—col. 16).	REMARKS.
Rs. a.	Rs.				Sq. yds.	Rs. a.	sq. ft.	Rs.	Rs.		
22,767 0	2,634	9.5	911	3	23.42	5 10 7 13	175	780	698	— 8.46	*Rs. 7-13 for 8 rooms being two-room tenements.
58,224 12	7,122	3.45	(b) 288 640	4	12.85	5 4 4 13	110 142	661	584	— 7.67	The rates per sq. yd. in col. 7 are those which the site of chawls, given in col. 6, could have fetched subject to the Board's usual regulations in the open market in the year given in col. 3.
31,153 8	3,284	3.57	482	4	14.47	5 10	177	738	646	— 7.6	
61,434 12	1,746	4.27	674	4	14.39	7 7	125	774	559	— 2.59	
65,262 12	7,645	3.48	883	4	15.22	6 3	185	770	565	— 8.66	
2,323 8	639	2.62	30	2	31.68	6 7	160	1,078	662	— 21.3	(a) This area is exclusive of the site of the weaving shed and a strip of land 6 ft. in width surrounding the shed.
52,621 8	8,028	3.24	222	4	18.77	8 1	176	2,652	1,249	— 36.16	
1,260 0	316	2.72	15	1	62.99	7 0	120	1,120	608	— 21.07	(b) The rooms in Acripada B are of two kinds; 4 blocks of rooms larger, measuring 142 sq. ft. and 8 blocks smaller measuring 110 sq. ft. floor area.
11,124 0	586	4.03	144	4	17.84	6 7	148	697	572	— 4.07	
11,124 0	1,237	3.53	144	4	14.57	6 7	160	785	698	— 6.59	
5,952 0	1,840	2.49	84	4	23.12	7 12	191	1,356	668	— 28.75	(c) In addition to 9,755 rooms and 214 looms shown as total in col. 15, there are in Mandvi-Koliwada 28 godowns let at rents ranging from Rs. 14-14 to Rs. 110-0 per godown and 30 shops let at rents ranging from Rs. 28-0 to Rs. 54-0 per shop per month and in Chinch Bunder 27 let at Rs. 46 and 5 at Rs. 53 and 1 at Rs. 54 each per manem occupying the whole of the ground floor.
39,480 0	5,185	3.28	480	4	16.83	(d) 5 13	176	784	708	— 10.8	
46,617 0	11,014	2.78	372	2	22.83	8 4	178	1,629	1,021	— 29.6	
3,024 0	2,958	1.71	14	1	198.97	18 0	175	4,662	2,578	— 111.28	
28,425 12	21,587	2.05	320	4	18.08	7 5	176	1,570	1,374	— 67.46	(e) This figure represents the value at Rs. 40 per sq. yd. of the site situated between the 25 ft. road and the railway and ad-measuring 5,664 sq. yds.
11,376 0	9,865	1.91	120	4	28.49	8 0	176	1,851	1,424	— 32.21	
24,364 0	25,945	1.61	(f) 248 160	4	19.11	7 0	176	1,850	1,068	— 63.9	
14,112 0	13,321	1.72	36	3	155.85	35, 33 and 30-0	862	3,238	7,358	— 333.51	(g) This figure is arrived at by dividing (e) by 5,496 sq. yds.
17,280 0	13,877	1.97	72	3	88.6	22 0 20 0 19 0 17 0	338	4,408	4,088	— 192.73	
2,760 0	6,374	0.86	10	1	730.00	28 0	328	11,615	6,981	— 337.4	(f) Represents number of looms.
1,38,688 0	1,50,811	1.71	1,510	4	23.64	10 0 9 8 9 0	176	2,154	1,705	— 99.37	(g) Including Rs. 0-7-0 for electric installation charges.
1,09,968 0	1,16,771	1.62	1,300	4	22.37	8 8 7 6	176	1,898	1,676	— 89.82	
21,844 8	16,989	2.02	(h) 228 54	4	19.85	7 0	176	1,391	1,114	— 60.24	The figures in cols. 20 and 21 given against Mandvi-Koliwada and Chinch Bunder Chawls are vitiated by the fact that the Capital cost of the Chawls includes the cost of godowns and shops on the ground floor. Omitting those chawls and the Matunga cottages (new and old) also two-room and three-room tenements in Schemes 6 and 5 the average cost per room is Rs. 1,390 (Land Rs. 263 and construction Rs. 1,127).
86,258 0	56,545	2.26	818	4	16.38	10/8, 10/-, 9/8, 9/-, 8/8, 8/- and 4/-	176	1,998	1,393	— 69.29	
57,942 0	41,361	2.14	384	4	23.32	10/-, 9/8, 9/-, 8/8, 20/-, 19/- and 18/-	176	2,549	2,026	— 107.71	
9,24,587 0	5,28,178	2.28	9,755 (f) 214	84	1,488	1,188	— 32.98	

Number of Tenements, full letting

Serial No.	Description.	Let for living purposes.	NUMBER OF TENEMENTS.							MONTHLY RENT					
			Temporarily occupied for Municipal purposes.		Temporarily occupied by Schools, etc.	Chawl Superintendent's Quarters including office and stores.	Total of Columns 3 to 7	Shops.	Godowns.	Let for living purposes.	Temporarily occupied for Municipal purposes.	Temporarily occupied for Schools' purposes.			
			Occupied by Muccadama.	Used for Office Store.									Rs.	a.	Rs.
1	2	3	4	5	6	7	8	9	10	11	12	13			
1	1-4 Agripada A Chawls	274	1			6	281	30	1 verandah 1 weaver's room.	1,558	12	8	0		
2	5-16 " B "	910					910	18		4,581	9				
3	17-24 " C "	413					413	19		2,323	2				
4	19-24 Chandanwadi Chawls	633	1			2	636	8		4,931	1	6	0		
5	25-27 Imamwada A Chawls	875	1			7	883			5,414	1	8	0		
6	28-30 " B "	80					80			193	10				
7	31-37 Mandvi-Koliwada Chawls	322					222	30	28	1,789	14				
8	38-51 Cheap Workmen's Cottages, Matunga	15					15			105	0				
9	17-18 Nagpada A Chawls	144					144			927	0				
10	19-24 " B "	144					144			927	0				
11	25-28 Princess Street Chawls	64					64			498	0				
12	29-44 Superibaug Chawls	479		1			480			2,784	3	5	13		
13	45-57 Chinch Bunder Chawls	374	1				372		33	2,318	12	3	0		
14	58-61 Mahar	319	1				320	4		2,292	13	6	0		
15	62 Pops	117					117	3		898	0				
16	63-68 Kalapani	240				6	246		160 looms	1,680	0				
17	69-72 Three-room tenements, Matunga	36					36			1,176	0				
18	73-78 Two-room " "	72					72			1,440	0				
19	79-85 Ground-floor Cottages (New)	10					10			230	0				
20	86-85 " " (Old)	14					14			252	0				
21	Blocks 1-19 Bellasis Road Chawls	1,481				20	1,507	9		12,366	0		154		
22	1-16 Maragaon Chawls	1,275				13	1,288	1		9,007	8		109		
23	1-1 New Kalapani Chawls	228					228	6	54 looms	1,596	0				
24	1-3 Love Lane	783	1			6	785	21		16,648	0	8	0		
25	1-10 Sydenham Road	377	1	1		3	381	1		4,798	0	14	8		
	Total	9,561	7	2		39	9,651	150	59 214 1 Verandah, 1 Weaver's room	70,327	13	53	5	283	8

Note (1) — Total number of rooms including all shops, looms and godowns — 10,074 (Cols. 8 to 10— weavers' room and verandah excluded).

(2) — Figures in Col. 20 while including Chawl Superintendent's Quarters do not include shops, godowns and looms in respect of Mandvi-Koliwada, Chinch Bunder, Kalapani (Old and New) and Bellasis Road Chawls.

(3) Figures in Col. 25 are obtained by distributing the actual population (Col. 23) over the area made up of Chawl site plus half the area of adjacent streets and in case of Mandvi-Koliwada Chawls 20' strip along the adjacent railway.

D.

Value and permissible Actual Population.

AS ON 31st March 1939.						MAXIMUM PERMISSIBLE POPULATION IN ADULTS.			ACTUALS IN JANUARY 1939.			REMARKS.					
Chawl Superintendent's Quarters including office and store.	Total of Cols. 11 to 14.		Shops.	Godowns.	Total of Cols. 15 to 17.	12 times of Col. 18.	Total tenements.	Population per tenement.	Total population.	Persons.	Equivalent adults.		Population per acre in largest groups.				
	Rs.	a.												Rs.	a.	Rs.	a.
(a) 20 0	1,583	12	309	8	2 0 3 0 (Verandah) (Weavers' room)	1,897	4	22,767	0	311	5	1,555	1,098	994	<p>(a) Rs. 15 for Chawl Superintendent's quarters and Rs. 5 for office use.</p> <p>(b) Rs. 15 for Chawl Superintendent's quarters and Rs. 2-8 for office use.</p> <p>(c) Rs. 15 for Chawl Superintendent's quarters and Rs. 4-8 for office use.</p> <p>(d) Rs. 15 for Chawl Superintendent's quarters and Rs. 7 for office use.</p> <p>(e) Rs. 19 for Chawl Superintendent's quarters. He uses two vacant rooms as office and store room.</p> <p>Scale of monthly rents of living rooms—</p> <p>I Agripada 4 Blocks—266 rooms at Rs. 5-10 and 8 at Rs. 7-13. Agripada 12 Blocks—283 rooms at Rs. 5-4 and 6-7 at Rs. 4-15. Agripada 6 Blocks—413 rooms at Rs. 5-10.</p> <p>II Chandanwadi Chawls—663 rooms at Rs. 7-7. Princess Street Chawls—64 rooms at Rs. 7-12.</p> <p>III Imamwada Chawls—375 rooms at Rs. 6-3 and 3-9 at Rs. 6-7 and 1 at Rs. 6-15. Nagpada Chawls—289 rooms at Rs. 6-7.</p> <p>IV Mandvi-Koliwada Chawls—222 rooms at Rs. 8-1.</p> <p>V Matunga Workmen's Cottages—15 rooms at Rs. 7. 3-room tenement—12 rooms at Rs. 35, 12 at Rs. 38 and 12 at Rs. 30. 2-room tenements—24 rooms at Rs. 22, 24 at Rs. 20, 12 at Rs. 19 and 12 at Rs. 17. Cottages Old—14 at Rs. 18. New—10 at Rs. 23.</p> <p>VI Chinch Bunder Chawls—371 rooms at Rs. 6-4.</p> <p>VII Superbaug Chawls—479 rooms at Rs. 5-13.</p> <p>VIII Mahar Chawls—319 rooms at Rs. 7-3. Peons' Chawls—117 rooms at Rs. 8. Kalapani Chawls (Old)—240 rooms at Rs. 7. Kalapani Chawls (New)—228 rooms at Rs. 7.</p> <p>IX Sydenham Road Chawls—15 rooms at Rs. 10, 16 at Rs. 9-5, 118 at Rs. 9, 94 at Rs. 6-8, 48 at Rs. 20, 66 at Rs. 19 and 18 at Rs. 18.</p> <p>X Mazagaon Chawls—249 rooms at Rs. 7-8, 1,012 at Rs. 7 and 14 at Rs. 4.</p> <p>XI Bellasis Road Chawls—185 rooms at Rs. 10, 112 at Rs. 6-8 and 1,184 at Rs. 5.</p> <p>XII Love Lane Chawls—12 rooms at Rs. 10-8, 21 at Rs. 10, 25 at Rs. 9-8, 30 at Rs. 9, 478 at Rs. 9-8, 212 at Rs. 6 and 10 at Rs. 4.</p>		
..	4,581	8	270	8	..	4,852	1	58,224	19	928	4	1,296	2,815	2,818		781	
..	2,323	8	278	0	..	2,596	7	31,153	8	432	5	2,160	1,414	1,328		..	
(b) 17 8	4,954	8	165	0	..	5,119	8	61,494	12	674	3	2,359	2,062	1,799		901	
(c) 19 8	5,438	8	5,438	8	65,262	19	883	4	3,592	2,389	2,126		784	
..	193	10	193	10	2,323	8	90	5	150	108	96		..	
..	1,789	14	970	0	1,825	4	4,385	2	52,821	8	222	5	1,110	806		712	642
..	105	0	105	0	1,360	0	15	5	75	
..	927	0	927	0	11,124	0	144	5	792	637	596		1,124	
..	927	0	927	0	11,124	0	144	5	792	626	592		..	
..	496	0	496	0	5,952	0	64	4	256	262	231		..	
..	2,780	0	2,780	0	33,480	0	480	5	2,400	1,512	1,334		..	
..	2,323	12	..	1,561	0	3,884	12	46,817	0	372	5	1,860	1,535	1,353		778	
..	2,298	13	70	0	..	2,368	13	28,425	12	320	5	1,600	1,582	1,415		..	
..	936	8	37	0	..	973	0	11,876	0	120	5	600	378	354		..	
(d) 22 0	1,702	0	..	390	0	2,092	0	24,384	0	246	5	1,230	678	618		383	
..	1,176	0	1,176	0	14,112	0	36	
..	1,440	0	1,440	0	17,280	0	72	
..	280	0	280	0	2,760	0	10	
..	252	0	252	0	3,024	0	18	
(d) 22 0	12,562	0	237	0	..	12,799	0	1,53,588	0	1,510	5	7,550	5,825	4,898	..		
(d) 22 0	9,189	0	25	0	..	9,164	0	1,09,968	0	1,300	5	6,500	5,695	5,368	..		
..	1,598	6	119	0	111	6	1,820	6	21,844	8	228	5	1,140	478	456	487	
(d) 22 0	6,670	8	516	0	..	7,186	8	86,238	0	816	5	4,080	2,311	2,079	..		
(d) 38 0	4,810	8	18	0	..	4,828	8	57,942	0	364	5	1,820	1,254	1,109	..		
188 0	71,246	10	3,008	0	3,186 441 5 0	77,882	4	9,84,687	0	9,785	..	44,877	33,378	30,129	..		

(4) Municipal servants who are paid house-rent allowance are given in lieu thereof free accommodation in (i) New Kalapani Chawls (ii) Sydenham Road Chawls (iii) Bellasis Road Chawls (iv) Mazagaon Chawls (v) Love Lane Chawls and (vi) Imamwada Chawls. Rent charged for the purpose of adjustment is Rs. 6 per month per room.

(5) The full letting value is less than the gross demand due to reduction in rents in February 1939. 417 rooms were occupied by Municipal peons in lieu of house-rent allowances; 358 rooms at concessional rates for special user; 781 rooms at concessional rates to public bodies and institutions.

APPENDIX E.

Statement showing Dishousing and Rehousing Operations on Estates since the commencement of the late Trust.

Year.	Number of tenements demolished upto the end of the year.				NUMBER OF TENEMENTS PROVIDED UP TO THE END OF THE YEAR.																	Net addition or reduction + -		REMARKS.	
					In Chawls.			In Police Accommodation, Poor Classes Accommodation, Companies and B. D. Chawls.				In Lessees' Buildings.					Total.								
	One Room.	Two Rooms.	Larger.	Total.	Perma-nent.	S. P. Sheds.	Total.	One Room.	Two Rooms.	Larger.	Ser-vants' Quarters.	Total.	One Room.	Two Rooms.	Larger.	Ser-vants' Quarters.	Total.	One Room.	Two Rooms.	Larger.	Ser-vants' Quarters.	Grand Total.	In year.		To end of year.
1	2	3	4	5	6	7	8	9	10	11	12	13	14	15	16	17	18	19	20	21	22	23	24	25	26
196-99 to 1997-98..	27,415	5,314	3,588	36,317	9,716	2,672	12,388	18,197	51	145	162	18,555	14,894	5,916	8,026	2,149	*30,925	45,419	5,987	8,171	2,811	61,868	25,551	25,551	*Includes — Tenements for plots Nos. 101, 102, 103, 104, 105 and 26, Scheme No. 8 and plots Nos. 4, 5, 6, 11, 11A, 12, 25, 27, 21 and 28, Scheme No. 26 which are now owned by the Corporation. The total number of tenements being 996 in all including shops and godowns.
1988-89	268	17	15	300	..	302	302	1,228	797	783	35	2,793	1,530	797	783	35	3,095	+ 2,795	+ 2,795	
Total	27,683	5,331	3,603	36,617	9,716	2,974	12,690	18,197	51	145	162	18,555	16,082	6,713	8,759	2,184	33,718	46,949	6,784	8,904	2,846	64,963	+ 28,346	+ 28,346	
1888 to 1908	4,110	478	291	4,880	597	..	597	187	36	154	349	717	784	36	154	340	1,814	— 3,566	— 3,566	
1905 to 1909	7,191	1,630	862	9,733	2,247	248	2,495	778	4	11	26	819	505	173	401	415	1,494	3,778	177	412	441	4,808	— 4,825	— 8,491	
1909 to 1939	16,382	3,172	2,450	22,004	6,872	2,726	9,598	17,419	47	184	186	17,736	15,370	6,504	8,204	1,429	31,507	42,387	6,551	8,338	1,565	58,841	86,837	28,346	
Total	27,683	5,331	3,603	36,617	9,716	2,974	12,690	18,197	51	145	162	18,555	16,082	6,713	8,759	2,184	33,718	46,949	6,784	8,904	2,846	64,963	+ 28,346	+ 28,346	

APPENDIX F.

Area, Capital Value and Rental are shown in thousands

(The Capital Value in columns 4 and 12 is inclusive of premia and fine.)

Estate.	Disposed of to end of 1937-38.				Disposed of in 1938-39.				Disposed of to end of 1938-39.				Balance available for leasing.				REMARKS.
	No. of Plots.	Area.	Capital Value.	Rent.	No. of Plots.	Area.	Capital Value.	Rent.	No. of Plots.	Area.	Capital Value.	Rent.	No. of Plots.	Area.	Capital Value.	Rent.	
SCHEDULE W.			Rs.	Rs.			Rs.	Rs.			Rs.	Rs.			Rs.	Rs.	
Flats	12	2,68.5	10.57	19.0	12	2,68.5	10.57	19.0	(a) Includes Rs. 4,50,000 for premia and Rs. 4,180 for fine.
Kennedy Sea Face	1	4.4	0.2	0.01	1	4.4	0.2	0.01	* Rs. 2,36,440 premia received during the last six years.
Hornby Road	38	56.1	21.17	91.0	38	56.1	21.17	91.0	(b) Includes Rs. 42,049 for premia.
Marine Lines (including Admiral's Bungalow)	21	41.1	7.98	35.5	21	41.1	8.00	35.5	(c) Includes Rs. 10,341 for premia.
Wellington Lines	16	32.0	7.74	30.7	16	32.0	7.74	30.7	(d) Includes Rs. 6,020 for premia.
Wadhouse Road	20	40.5	8.02	34.6	20	40.5	8.02	34.6	(e) Includes Rs. 7,700 for premia.
Chaupati East	8	4.3	1.57	7.9	8	4.3	1.57	7.9	† Rs. 3,259 premia received in 1932-33.
Chaupati West (including old Distillery Plot)	45	97.6	17.37	81.9	45	97.6	17.39	81.9	(f) Includes Rs. 41,014 for premia and Rs. 5,000 for fine.
Carried forward	161	5,44.5	74.42	300.6	161	5,44.5	74.46	300.6	‡ Rs. 1,064 premia received in 1932-33.

APPENDIX F.—contd.

Area, Capital Value and Rental are shown in thousands.

(The Capital Value in columns 4 and 12 is inclusive of premia and fine.)

Estate.	Disposed of to end of 1937-38.				Disposed of in 1938-39.				Disposed of to end of 1938-39.				Balance available for leasing.				REMARKS.
	No. of Plots.	Area.	Capital Value.	Rent.	No. of Plots.	Area.	Capital Value.	Rent.	No. of Plots.	Area.	Capital Value.	Rent.	No. of Plots.	Area.	Capital Value.	Rent.	
1	2	3	4	5	6	7	8	9	10	11	12	13	14	15	16	17	18
			Rs.	Rs.			Rs.	Rs.			Rs.	Rs.			Rs.	Rs.	
Brought over ..	161	5,44.5	74,42	3,00.6	161	5,44.5	74,46	3,00.6	(g) Two plots (Schedule Plots Nos. 4 and 5) acquired by Government.
SCHEDULE X.																	
Agripada West ..	158	2,36.5	24,74	1,08.3	1	2.5	46	..	(g) 159	2,39.0	25,20	1,08.3	3	2.9	57	3.1	(h) Includes Rs. 27,227-8-0 for premia and Rs. 10,834 for fine.
Connaught Road ..	17	12.2	96	4.2	17	12.2	96	4.2	
Lands at Matunga ..	1	1.6	1	1.6	† Rs. 64,172-4-0 premia received during the last 5 years and Rs. 20,915 commutation amount received last year.
	176	2,50.3	25,70	1,12.5	1	2.5	46	..	177	2,52.8	26,16	1,12.5	3	2.9	57	3.1	
SCHEDULE Y.																	
Colaba Reclamation ..	36	53.8	23,86	1,06.7	36	53.8	(h) 23,86	1,06.7	(i) Includes Rs. 3,594 for fine.
Nepean Sea Road Reclamation ..	1	2.0	14	0.6	1	2.0	14	0.6	(j) Includes Rs. 8,293 for premia and Rs. 3,270 for fine.
	37	55.8	24,00	1,07.3	37	55.8	24,00	1,07.3	
SCHEDULE Z																	
	1	3.2	5	0.2	1	3.2	5	0.2	
Carried forward ..	375	8,53.8	1,24,17	5,20.6	1	2.5	46	..	376	8,56.3	1,24,67	5,20.6	3	2.9	57	3.1	

TRUST'S OWN PROPERTY.																
First Nagpada ..	64	47.0	8,26	35.4	64	47.0	8,26	35.4	
Princess Street ..	117	72.8	94,83	3,93.4	117	72.8	94,87	3,93.4	
Sandhurst Road ..	190	1,41.4	93,99	3,64.3	188	1,39.8	89,22	3,36.2	5	3.0	2,36	13.1	
Gandevi ..	119	1,01.7	23,17	83.0	119	1,01.7	23,17	83.0	
Dadar-Matunga ..	1,012	10,04.0	1,11,80	4,15.9	1	0.7	6	0.3	1,012	9,89.7	1,11,62	4,08.3	7	7.6	1,12	6.2
Carried over ..	1,502	13,66.9	3,32,05	12,92.0	1	0.7	6	0.3	1,500	13,51.0	3,27,14	12,56.3	12	10.6	3,48	19.3
Carried over ..	375	8,53.8	1,24,17	5,20.6	1	2.5	46	..	376	8,56.3	1,24,67	5,20.6	3	2.9	57	3.1

(k) Includes Rs. 100 for fine and Rs. 10,412 for premia.

‡ Rs. 21,293-5-6 commutation amount received in 1932-33.

(l) Includes Rs. 1,87,432 for premia and Rs. 4,000 for fine.

§ Rs. 4,44,755 commutation amount and Rs. 1,560 premia received during the last six years.

¶ Two plots resumed during the year.

(m) Includes Rs. 2,90,204 for premia and Rs. 24,565 for fine.

(n) Rs. 8,24,544 commutation amount and Rs. 1,54,385-13-6 premia received during the last seven years.

(o) Includes Rs. 2,92,367-8-0 for premia and Rs. 3,500 for fine.

§§ Rs. 1,56,692 commutation amount received during the last seven years.

†† One plot resumed during the year (acquired by Government on behalf of the B. E. S. & T. Co., Ltd.).

(o) Includes Rs. 8,60,013-10-0 for premia and Rs. 4,683 for fine.

* Rs. 11,03,190-4-0 commutation amount and Rs. 9,57,184-9-0 premia received during the last seven years.

APPENDIX F.—contd.
Area, Capital Value and Rental are shown in thousands.

(The Capital Value in columns 4 and 12 is inclusive of premia and fine.)

Estate.	Disposed of to end of 1937-38.				Disposed of in 1938-39.				Disposed of to end of 1938-39.				Balance available for leasing.				REMARKS.	
	No. of Plots.	Area.	Capital Value.	Rent.	No. of Plots.	Area.	Capital Value.	Rent.	No. of Plots.	Area.	Capital Value.	Rent.	No. of Plots.	Area.	Capital Value.	Rent.		
1	2	3	4	5	6	7	8	9	10	11	12	13	14	15	16	17	18	
			Rs.	Rs.			Rs.	Rs.			Rs.	Rs.			Rs.	Rs.		
Brought over	375	8,58.8	1,24,17	5,20.6	1	2.5	46	..	376	8,56.3	1,24,67	5,20.6	3	2.9	57	3.1	(p) Includes Rs. 67,092 for premia.	
Brought over	1,502	13,66.9	3,32,05	12,92.0	1	0.7	6	0.3	1,500	13,51.0	1,27,14	12,56.3	12	10.6	3,48	19.3	* Rs. 2,15,219-10 premia received during the last two years.	
Sion-Matunga	10	19.5	2,10	2.1	38	1,03.5	6,22	23.6	48	1,23.0	(p) 8,32	25.7	112	1,04.8	12,80	71.1	† Rs. 30,456 commutation amount received in 1932-33.	
Mandvi-Koliwada	33	19.3	20,05	85.5	33	19.3	(q) 20,05	85.5	(r) Includes Rs. 2,800 for premia.	
Souter Street Extension Eastward	114	13.1	31,42	2,01.7	114	13.1	(r) 31,42	2,01.7	(s) Includes Rs. 2,62,455 for premia.	
Mathew Road	21	34.5	12,99	47.8	21	34.5	(s) 12,99	47.8	† Two plots resumed during the year.	
Nowroji Hill	86	57.9	37,11	1,29.9	84	56.9	(t) 34,19	1,13.0	50	30.0	18,72	1,04.0	(u) Includes Rs. 1,96,901 for premia.	
																		§ Rs. 6,57,272-3, premia and Rs. 3,12,616 commutation amount received during the last seven years.

Parel Road	185	1,68.5	35,62	1,50.1	4	2.6	38	10.9	189	1,71.1	(u) 36,00	1,50.6	41	26.3	2,85	26.9
East Agripada	56	83.5	14,16	66.6	3	1.8	62	3.4	59	85.3	(v) 14,78	70.0	38	22.8	6,06	33.6
Bhatwadi	10	5.2	1,14	3.8	10	5.2	(w) 1,14	3.8
Lemington Road	1	0.3	13	0.6	1	0.3	13	0.6
Sydenham Road	52	20.6	40,19	1,31.1	3	0.9	1,89	9.2	55	21.5	(x) 42,11	1,33.9	34	13.9	22,27	1,23.7
Undria Street	12	3.2	91	4.3	3	0.5	12	0.6	15	3.7	1,03	4.3	5	1.3	32	1.8
Parel Road, Central	29	32.7	12,46	57.5	29	32.7	(y) 12,46	57.5	3	1.5	2,94	16.3
Parel Road, Northern	45	36.5	13,79	59.0	2	1.3	43	2.3	47	37.8	(z) 14,22	61.3	4	2.5	1,07	5.9
Carried forward	2,046	18,51.7	5,23,12	20,32.0	54	1,11.3	9,72	40.3	2,095	19,45.4	5,24,98	20,12.6	299	2,13.7	72,51	4,02.6
Carried forward	375	8,53.8	1,24,17	5,20.6	1	2.5	46	..	376	8,56.3	1,24,67	5,20.6	3	2.9	57	3.1

(u) Includes Rs. 1,10,041-8-0 for premia and Rs. 13,550 for fine.
 * Rs. 1,01,791 commutation amount and Rs. 1,25,763 for premia received during the last seven years.
 (v) Includes Rs. 39,938 for premia.
 † Rs. 17,395 premia received during the last three years.
 (w) Includes Rs. 20,484 for premia and Rs. 200 for fine.
 ‡ Rs. 7,434 commutation amount received in 1932-33.
 (x) Includes Rs. 2,29,447-10-11 for premia and Rs. 500 for fine.
 § Rs. 12,79,382-5 premia and Rs. 1,46,862 commutation amount received during the last seven years.
 ¶ Rs. 11,132 premia received in 1936-37.
 (y) Includes Rs. 2,961 for premia.
 §§ Rs. 48,616 commutation amount and Rs. 1,29,448 premia received during the last four years.
 (z) Includes Rs. 40,453 for premia and Rs. 4,448 for fine.
 †† Rs. 1,73,908 premia received during the last seven years.

APPENDIX F.—contd.

Area, Capital Value and Rental are shown in thousands.

(The Capital Value in columns 4 and 12 is inclusive of premia and ...)

Estate.	Disposed of to end of 1937-38.				Disposed of in 1938-39.				Disposed of to end of 1938-39.				Balance available for leasing.				REMARKS.
	No. of Plots.	Area.	Capital Value.	Rent.	No. of Plots.	Area.	Capital Value.	Rent.	No. of Plots.	Area.	Capital Value.	Rent.	No. of Plots.	Area.	Capital Value.	Rent.	
1	2	3	4	5	6	7	8	9	10	11	12	13	14	15	16	17	18
			Rs.	Rs.			Rs.	Rs.			Rs.	Rs.			Rs.	Rs.	
Brought over	375	8,58.6	1,24,77	5,20.6	1	2.5	46	...	376	8,56.3	1,24,67	5,20.6	3	2.9	57	3.1	
Brought over	2,046	18,51.7	5,23,12	20,32.0	54	1,11.3	9,72	40.3	2,095	19,45.4	5,24,98	20,12.6	299	2,13.7	72,51	4,02.6	
Mazagaon	7	46.5	7,64	36.7	7	46.5	(a) 7,64	36.7	10	6.4	1,48	8.2	(a) Includes Rs. 25,025 for premia.
Worli	93	2,28.1	37,94	1,25.1	13	30.4	5,04	18.3	106	2,58.5	(b) 43,02	1,41.5	188	4,00.9	54,03	3,00.2	(b) Includes Rs. 93,352-8 for premia. * Rs. 14,47,943 premia received during the last six years.
Foras Road Street Scheme	5	29.1	6,41	35.1	5	29.1	(c) 6,41	35.1	4	3.5	1,28	7.1	(c) Includes Rs. 4,815 for premia. (d) Includes Rs. 2,05,800 for premia.
Kolbhatwadi Improvements Scheme	17	8.9	16,96	57.4	17	8.9	(d) 16,96	57.4	† Rs. 61,280 commutation amount and Rs. 91,800 premia received during the last seven years.
Dharavi Street Scheme	4	1,03.1	5,72	4	1,03.1	(e) 5,72	...	5	28.5	1,85	10.3	(e) Includes Rs. 2,82,898 for premia.

Sewri-Wadala	5	26.8	1,82	8.2	4	58.9	2,50	13.6	9	85.7	(f) 4,32	21.8	73	62.6	6,98	38.7
Worli Extension Scheme	3	5.9	1,27	1.7	3	5.9	(g) 1,27	1.7	27	28.6	3,71	20.6
Naigaum Street Scheme	94	1,75.2	32,27	78.5	21	14.0	2,20	11.8	115	1,89.2	(h) 34,48	90.3	91	74.2	10,86	60.3
Ferguson Road	1	0.8	14	0.8
Love Lane	5	22.0	5,53	16.1	5	22.0	(i) 5,53	16.1
Mahalaxmi Street Scheme	1	0.6	6	0.4	1	0.6	6	0.4	1	1.1	12	0.7
Total	2,279	24,97.3	6,38,68	23,90.8	93	2,15.2	19,52	84.4	2,367	26,94.9	6,50,39	24,13.6	699	8,20.3	1,52,94	849.5
<i>Police Accommodation Schemes.</i>																
14. Nagpada	1	4.0	72	3.2	1	4.0	72	3.2
16. Wodehouse Road	1	6.6	76	3.4	1	6.6	76	3.4
17. Duncan Road	1	0.3	38	1.7	1	0.3	38	1.7
Carried Over	3	10.9	1,86	8.3	3	10.9	1,86	8.3
Carried Over	2,654	33,51.1	7,62,85	29,11.4	94	2,17.7	19,98	84.4	2,743	35,51.2	7,75,06	29,34.2	702	8,23.2	1,53,51	8,52.6

(f) Includes Rs. 24,250 for premia.
 * Rs. 11,000 premia received during the last seven years.
 (g) Includes Rs. 41,055 for premia.
 † Rs. 15,000 premia received last year.
 (h) Includes Rs. 4,59,285 for premia.
 ‡ Rs. 4,32,133-10-0 for premia and Rs. 32,256 commutation amount received during the last seven years.
 (i) Includes Rs. 1,13,762 for premia.
 § Rs. 5,043-8-0 premia received last year.

APPENDIX F—contd.

Area, Capital Value and Rental are shown in thousands.

(The Capital Value in columns 4 and 12 is inclusive of premia and fine)

Estate	Disposed of to end of 1937-38.				Disposed of in 1938-39.				Disposed of to end of 1938-39.				Balance available for leasing.				REMARKS.
	No. of Plots.	Area.	Capital Value.	Rent.	No. of Plots.	Area.	Capital Value.	Rent.	No. of Plots.	Area.	Capital Value.	Rent.	No. of Plots.	Area.	Capital Value.	Rent.	
1	2	3	4	5	6	7	8	9	10	11	12	13	14	15	16	17	18
			Rs.	Rs.			Rs.	Rs.			Rs.	Rs.			Rs.	Rs.	
Brought over	2,654	33,511.1	7,62,85	29,11.4	64	2,177.7	19,98	84.4	2,743	35,511.2	7,75,06	29,34.2	702	8,23.2	1,53,51	8,52.6	
Brought over	3	10.9	1,86	8.3	3	10.9	1,86	8.3	
16. Shepherd Road	1	1.2	15	0.7	1	1.2	15	0.7	
19. Agripada	2	4.8	45	2.1	2	4.8	45	2.1	
23. Connaught Road	2	1.7	13	0.6	2	1.7	13	0.6	
24. Princess Street	2	1.5	1,51	6.8	2	1.5	1,51	6.8	
25. Gamdevi	2	1.8	45	2.0	2	1.8	45	2.0	
34. Lamington Road	1	6.2	1	6.2	Nominal.
35. Sandhurst Road, West	1	0.9	39	1.6	1	0.9	39	1.6	
39. Sandhurst Road, East	4	2.8	1,97	8.9	4	2.8	1,97	8.9	
40. Byculla	1	16.4	1	16.4	Nominal.

44. Maharbaydi	1	2.7							1	2.7							
45. Palton Road	1	5.9							1	5.9							
46. Naigaum	1	11.8	2.19	12.2					1	11.8	2.19	12.2					
48. Mahim	1	6.7							1	6.7							
55. Chinch Bunder Road	1	3.0	1.52	6.8					1	3.0	1.52	6.8					
55A. Mazgaon	1	5.4							1	5.4							
63. Dadar-Matunga (North)	3	8.4	80	3.6					3	8.4	80	3.6					
67. Naigaum	2	46.5	9.62	53.4					2	46.5	9.62	53.4					
70. West Agripada (between the Trust Garage on Arthur Road and Lamington Road)	1	1.7							1	1.7							
Total	31	1,39.8	21.04	1,07.0					31	1,39.8	21.04	1,07.0					
Poorer Classes Accommodation Schemes.																	
42. Spring Mills	1	20.0	76	3.4					1	20.0	76	3.4					
51. Century Mills	1	50.4	2.42	7.2					1	50.4	(j) 2.42	7.2					
65. David Mills	1	18.5	2.95						1	18.5	2.95						
Total	3	88.9	6.13	10.6					3	88.9	6.13	10.6					
Grand Total	2,688	35,79.8	7,90.02	30,29.0	94	2,17.7	10.99	64.4	*2,777	37,79.9	8,02.23	30,61.8	702	8,25.2	1,53,61	852.6	

Nominal.

Nominal.

Nominal.

Nominal.

Nominal.

(j) Includes Rs. 1,21,495 for premia.

* Exclusive of six plots sold outright.

APPENDIX G.

Trust Estates on Government Lands (Schedules W, Y, Z.), as at close of 1938-39.

(N.B.—The Road areas have not been taken into account.)

Serial No.	Name of Estate.	AS PER SCHEDULE.		DEVELOPED LAND.									UNDEVELOPED LAND.		REMARKS.
		Area.	Value.	Leased Plots.			Unleased Plots.					Area in thousands of square yards.	Schedule Value in thousands of Rupees.		
				No.	Area in thousands of square yards.	Capital Value in thousands of Rupees.	Rental in thousands of Rupees.	No.	Area in thousands of square yards.	Capital Value in thousands of Rupees.	Rental in thousands of Rupees.			Open spaces in thousands of square yards.	
1	2	3	4	5	6	7	8	9	10	11	12	13	14	15	16
			Rs.			Rs.	Rs.			Rs.	Rs.			Rs.	
	SCHEDULE 'W' LANDS.														
1	Flats	12,52,834	1,41,191	12	2,68.5	10,57	19.0	1	1.3			1.89	8,15.3	74	
2	Kennedy Sea Face	4,447		1	4.4	0.2	0.01								* Swimming Bath.
3	Marine Lines	32,825	3,28,250	20	32.8	5,70	25.2								
4	Wellington Lines	44,035	4,40,380	16	32.0	7,74	30.7					(a) 12			(a) Central Garden.
5	Wodehouse Road	41,580	4,15,800	20	40.5	8,02	34.6								
6	Hornby Road	41,616	8,32,320	36	41.6	1,634	69.9								
7	Triangular Plot South of Crawford Market (Hornby Road).	7,707	1,54,140	1	7.6	2,87	12.9	1							
8	Plot North of Municipal Offices (Hornby Road).	9,811	2,04,330	1	8.9	1,96	8.2	1							
9	West Chaupati Estate including old Distillery Plot and Hill Slope.	63,732	6,37,320	40	91.3	15,86.3	75.0		11.3	3,16	13.5	5.8			*Plots Nos. 13 and 14 are kept permanently for recreation purposes vide C. R. No. 35 of 12-4-37.
		47,544		5	6.3	1,52.7	6.9	1				3.5			

10	Parel Estate	46,696	1,40,088	1	34.0	140	2.1							34.8	1.04
	Total	15,89,830	32,66,819	152	5,31.9	70,59.0	2,82.4							1,90.3	8,50.1
	Site for Admiral's Bungalow (Marine Lines).			1	8.3	2,30	10.3								
	East Chaupati Estate	4,789	47,890	8	4.3	1,57	7.9								
	Total	4,789	47,890	9	12.6	3,87	18.2								
	SCHEDULE 'Y' LANDS.														
	Colaba Reclamation	†46,580	13,000	36	53.8	23,86	1,06.7							1.9	
		†9,152													
	Nepean Sea Road Reclamation.	2,014		1	2.0	14	0.6								
	Total	57,746	13,000	37	55.8	24,00	1,07.3							1.9	
	SCHEDULE 'Z' LANDS														
		3,250		1	3.2	5	0.2								
	Grand Total	16,55,615	33,27,709	199	6,08.5	98,51	4,08.1							1,92.2	8,50.1

11,850 square yards resumed by Government under Section 91A (8) of the Municipal Act for being sold outright to the Trustees of Sir Dorab Tata Trust for the Radium Institute and Hospital.

†Reclaimed area.
‡Acquired area.

APPENDIX H.

Trust Estates on Municipal Lands Schedule "X" as at close of 1938-39.

(N.B.—The Road areas have not been taken into account.)

Serial No.	Name of Estate	As per Schedule Y.		DEVELOPED LAND.										Undeveloped Land.		REMARKS.
		Area.	Value.	Leased Plots.			Unleased Plots.			Open spaces in thousands of square yards.	Service Passages in thousands of square yards.	Area in thousands of square yards.	Schedule Value in thousands of Rupees.			
				No.	Area in thousands of square yards.	Capital Value in thousands of Rupees.	Rental in thousands of Rupees.	No.	Area in thousands of square yards.					Capital Value in thousands of Rupees.	Rental in thousands of Rupees.	
1	2	3	4	5	6	7	8	9	10	11	12	13	14	15	16	17
			Rs.			Rs.	Rs.			Rs.	Rs.				Rs.	
1	Connaught Road	18,858	77,237	170	12.2	130 96	4.2	18.5	1.5	
2	West Agripada	2,27,971	6,64,594	170	
3	Central Agripada	2,911	10,538	153	2,11.0	23,40	1,00.2	3	2.9	57	3.1	18.4	11.0	
4	East Agripada	65,885	6,38,426	06	28.0	1,80	8.1	10.2	
5	Lands at Matunga	86,187	90,984	1	1.6	85	89	*As the land is leased in exchange the rent is Rs. 1 only.
	Total	3,96,812	14,81,709	171	2,24.8	24,36	1,04.4	3	2.9	57	3.1	18.4	12.5	85	89	
				166	28.0	180	8.1	

Note.—C stands for Trust Chawls.

APPENDIX I.

Trust Permanent Estates on their own lands at close of 1938-39.

(N.B.—The Road areas have not been taken into account.)

Scheme No.	Name of Scheme.	Land acquired upto 31st March 1939.		Developed Land.								Undeveloped Land.		Police accommodation site transferred to Government in thousands of square yards.	Land sold or exchanged in thousands of square yards.	Total of columns 6, 10, 13, 14, 15, 17 and 18.	REMARKS.		
		Area in thousands of square yards.	Awards in thousands of Rupees.	Leased Plots.			Unleased Plots.			Open spaces in thousands of square yards.	Service passages in thousands of square yards.	Area acquired in thousands of square yards.	Proportionate cost of acquisition in thousands of Rupees.						
				No.	Area in thousands of square yards.	Capital Value in thousands of Rupees.	Rental in thousands of Rupees.	No.	Area in thousands of square yards.									Capital Value in thousands of Rupees.	Rental in thousands of Rupees.
1	2	3	4	5	6	7	8	9	10	11	12	13	14	15	16	17	18	19	20
			Rs.			Rs.	Rs.			Rs.	Rs.				Rs.				
1	First Nagpada	72.8	15.37	62	42.3	7.98	84.0	2.8	8.3	4.0	0.8	57.9	Excess of column 3 over 19 due to omission of Road areas.
				G 3	4.7	..	104.4	17.33	105.10	12.0	..	3.0	Plot No. 42 admeasuring 284 square yards taken over by the Corporation with the buildings thereon.
2	Princess Street	120.1	67.47	116	61.7	92.99	324.9	8.8	1.5	2.6	82.7	
				C 2	11.1	189	8.5	
3	Sandhurst Road	248.5	82.45	188	125.4	87.28	327.5	5	3.0	2.36	15.1	3.9	1.3	8.7	3.2	154.0	Plots Nos. 26, 36 and 37 and 101 to 106 admeasuring 7,491.8 square yards taken over by the Trust and Corporation with buildings thereon.
				C 2	14.4	1.94	8.7	
4	Gandevi	181.7	12.16	119	101.7	23.17	83.0	12.2	3.3	1.8	7.3	126.9	
5	Dadar-Matunga	1486.8	28.97	1009	879.0	110.95	404.8	7	7.6	1.12	6.2	257.2	8.4	184.5	1447.4	
				C 3	10.7	87	3.7	
6	Sion-Matunga	1781.5	20.80	48	128.0	2.32	25.7	112	1,047.8	12.60	71.1	15.0	..	14,86.9	16.47	..	28.6	17,05.5	
8	Mandvi-Koliwada	29.4	19.80	32	15.1	16.92	71.4	2.4	1.7	23.4	
				C 1	4.2	313	14.1	
	Carried forward ..	30,00.5	2,41.62	1,571	14,48.2	3,47.55	12,81.1	124	1,15.4	16.28	90.4	291.1	16.1	14,86.9	16,47	19.4	2,23.7	23,97.9	
				C 10	45.1	7.96	88.4	

C—Stands for Trust Chawls.

213

APPENDIX I—contd.

Trust Permanent Estates on their own lands at close of 1938-39.

(N.B.—The Road areas have not been taken into account.)

Scheme No.	Name of Scheme.	Land acquired upto 31st March 1939.		DEVELOPED LAND.										Undeveloped Land.		Police accommodation site transferred to Government in thousands of square yards.	Land sold or exchanged in thousands of square yards.	Total of columns 8, 10, 13, 14, 15, 17 and 18.	REMARKS.
		Area in thousands of square yards.	Awards in thousands of Rupees.	Leased Plots.				Unleased Plots.				Open spaces in thousands of square yards.	Service passages in thousands of square yards.	Area acquired in thousands of square yards.	Proportionate cost of acquisition in thousands of Rupees.				
				No.	Area in thousands of square yards.	Capital Value in thousands of Rupees.	Rental in thousands of Rupees.	No.	Area in thousands of square yards.	Capital Value in thousands of Rupees.	Rental in thousands of Rupees.								
1	2	3	4	5	6	7	8	9	10	11	12	13	14	15	16	17	18	19	20
	Brought over	39,00.5	2,41,92	1,571	14,48.2	9,47,55	19,91.1	124	1,15.4	16,28	90.4	2,91.1	16.1	14,38.9	16,47	19.4	2,23.7	35,97.9	
18	Souter Street Extension Eastward	7.5	21	4	3.1	42	73.7						4.2					7.3	
27	Mathew Road	50.8	11,30	21	34.5	12,99	47.8						0.4				2.5	37.4	
29	Nowroji Hill	1,71.7	63,70	89	48.4	31,92	1,02.8	50	30.0	18,72	1,04.0	8.1	3.5	17.6	6,53	9.0	0.9	1,20.0	Does not include plots Nos. 83, 84, 90 and 91 being used for school buildings.
				C 1	8.5	2,27	10.2						3.3						
30	Souter Street Extension Westward	16.9 2.8	1 69 10														19.5	19.5	
31	Paral Road	5,48.5 17.1	41,55 1,09	C 189 1	1,63.0 9.1	35,84 36	1,49.0 1.6	41	28.3	4,65	26.9	1.6	2.1				1,83.8	3,84.9	
32	East Agripada	2,05.4	22,55	C 55 4	66.0 19.3	11,45 3,33	51.4 18.6	38	22.8	8,06	33.6		2.4	48.8	4,82		24.0	1,78.4	
33	Bhatwadi	8.5	2,79	10	5.2	1,14	3.8						0.4					5.6	
36	Lamington Road	7.5	2,22	1	0.9	19	0.6						2.6					2.9	
37	Sydenham Road	75.4	1,13,09	55	21.5	42,11	1,33.8	34	18.9	22,27	1,23.7	1.1	2.0				0.3	38.8	
41	Undria Street	6.4	4,82	15	3.7	1,03	4.9	5	1.3	92	1.8			1.4	101			3.4	This area is occupied in part by 7 houses which have been remodelled by the Trust.

274

46	Paral Road Central	68.1	25,84	C 27	19.9	10,26	45.3	3	1.5	2.9	16.3							34.2	
					12.8	2,20	12.2												
47	Paral Road Northern	1,08.0	30,61	C 27	1,67.8	14,22	1,61.8	4	2.5	1,07	5.9							40.3	
50	Maragon	62.6	7,95	C 6	18.6	8,88	15.8	10	6.4	1,48	8.2	2.0							
					27.9	3,78	20.9												
52	Ward	17,28.0	88,78	C 106	2,88.8	48,02	1,41.3	188	4,00.9	84,08	3,00.2			7,88.8	37,98		1,67.9	15,88.6	
53	Fort Road	44.9	8,38	C 4	2.6	87	4.9	4	3.5	1,28	7.1	2.6					0.8	38.9	
					28.5	5,44	30.2												
54	Kolhatwadi	18.8	18,68	C 17	8.9	16,68	67.4							1.6	2,25		1.0	11.6	*Inclusive of the area comprised in Case No. 56.
55	Dharavi	17,40.2	37,79	C 4	1,03.2	5,72		5	28.5	1,85	10.3			16,02.4	34,80		2.0	17,88.0	
57	Sewri-Wadala	18,11.6	1,25,52	C 9	85.7	4,32	21.8	78	62.6	6,96	38.7			15,56.7	1,07,88		88.8	1,17,88.8	†Does not include 68,000 square yards earmarked for a Municipal Tuberculosis Hospital.
58	Ward Extension Scheme	9,97.0	27,12	C 3	8.8	1,27	3.7	27	28.6	3,71	20.6			3,40.8	28,28		0.5	3,75.8	‡Plots Nos. 24-26 reserved for being laid out as children's playground C. R. No. 866 of 9-1-39.
59	Sewri-Kolhatwadi	29.4	4,48	C 4	8.1	1,18	3.6							29.4	4,48			29.4	No cash consideration has been paid for 9,939 square yards in Case 67 but 19,418 square yards given free of cost to the Trust.
67	Nalgaon	8,17.0	61,95	C 118	1,89.2	84,48	90.2	91	74.2	10,88	50.3	11.9	0.2	55.6	5,59	57.8	77.2	4,58.1	24,858 square yards given free of cost to the Trust.
68	Burgess Road	1,67.7	4,09	C 1	0.8	14	0.8							8.8	9		1,76.0	180.8	24,858 square yards given free of cost to the Trust.
69	Low Lane	20.8	8,80	C 4	8.8	2,89	1.4											23.0	Schedule W.
					18.2	2,84	14.7												
69	Mahalaxmi Street Scheme	8.8	1,36	C 1	0.6	6	0.4	1	1.1	12	0.7						0.2	1.9	
80	Widening of Byculla Bridge	8.4	81	C 1															
	POLICE ACCOMMODATION Schemes																		
14	Hagpada			C 1	4.0	72	3.2												Included in Scheme 1.
16	Wodehouse Road	6.6	78	C 1	6.6	78	3.4											6.6	
17	Duncan Road	0.3	39	C 1	0.3	39	1.7											0.3	
18	Shepherd Road	1.2	18	C 1	1.2	18	0.7											1.2	
19	Agripada	4.8	48	C 2	4.8	48	2.1											4.8	
23	Connaught Road	1.7	18	C 2	1.7	18	0.6											1.7	
24	Princess Street			C 2	1.5	15	6.8												Included in Scheme 2.
25	Gandevi			C 2	1.5	15	2.0												Included in Scheme 4.
24	Langington Road	6.2		C 1	6.2													6.2	Nominal.
25	Sandhurst Road West			C 1	0.9	39	1.6												Included in Scheme 3.
	Carried over	1,17,83.2	2,44,38	C 2,900	25,63.5	6,27,37	22,90.9	889	8,20.8	1,52,94	8,48.8	3,11.0	81.8	58,31.4	2,45,14	80.2	9,54.1	1,07,44.0	
					1,61.4	27,98	1,44.8												

C—Stands for Trust Check.

APPENDIX I—contd.

Trust Permanent Estates on their own lands at close of 1938-39.

(N.B.—The Road areas have not been taken into account.)

Scheme No.	Name of Scheme.	Land acquired upto 31st March 1939.		DEVELOPED LAND.										Undeveloped Land.		Police accommodation site transferred to Government in thousands of square yards.	Land sold or exchanged in thousands of square yards.	Total of columns 6, 10, 13, 14, 15, 17 and 18.	REMARKS.
		Area in thousands of square yards.	Awards in thousands of Rupees.	Leased Plots.			Unleased Plots.			Open spaces in thousands of square yards.	Service passages in thousands of square yards.	Area acquired in thousands of square yards.	Proportionate cost of acquisition in thousands of Rupees.						
				No.	Area in thousands of square yards.	Capital Value in thousands of Rupees.	Rental in thousands of Rupees.	No.	Area in thousands of square yards.					Capital Value in thousands of Rupees.	Rental in thousands of Rupees.				
13	1	3	4	5	6	7	8	9	10	11	12	13	14	15	16	17	18	19	20
14	Brought over	1,17,53.2	9,44,38	2,380	25,62.5	6,27,37	22,90.9	699	8,20.3	1,52,94	8,49.5	3,11.0	31.3	58,31.4	2,45,14	80.2	9,54.1	1,07,44.0	
			Rs.	C. 21	1,61.4	27,98	1,44.8			Rs.	Rs.			Rupees.					
39	Sandhurst Road East	3.1	81	4	2.8	1,97	8.9												Included in Scheme 3.
40	Byculla	16.4		1	16.4														Nominal.
44	Maharbhavi	2,2,37	2,380	4	22.7	3,380	1,1												Nominal.
45	Falton Road	1,2,5,19	1,100	1	5.9														Nominal.
46	Naigaum			1	11.3	2,19	12.2												Included in Scheme 60.
48	Mahim	6.7		1	6.7														Nominal.
55	Chhatr Bunder Road	2,1,1,1	2,1,00	112	1,65.0	2,1,52	9,6,3												Included in Scheme 29.
55A	Maragaon	5.4		1	5.4														Nominal.
58	Dadar-Mitanga North	28.4	1,1,18	3	8.4	80	3.6												Included in Scheme 5, A.
57	Naigaum	2,2,0	2,1,15	2	48.5	9,82	53.4												Included in Scheme 60.
70	Between Trust Garage on Arthur Road and Laming Oton Road	1,2,11.9	1,1,12,25	6	62.1	1,35	31.8	12	1,2,1,1	1,40	20.1			12,20.1	1,1,0,1,1				Nominal.
21	WIPONER GLASSES ACCOMMODATION SCHEMES.	12.3	18,48	1	2.9	18,90	21.1												
42	Spring Mills	20.0	2,78	1	20.0	78	6.4												20.0
51	Century Mills	12,59.4	2,1,15	104	3,69.4	42,42	1,47,2	1,153	1,00,0	2,1,00	3,20,5			12,20.1	2,1,00				12,59.4
65	David Mills	20.7	2,40	1	18.5	2,95	3,0												20.7
	Total	1,18,63.1	9,48,69	2,380	27,62.2	6,49,60	23,86.4	699	8,20.3	1,52,94	8,49.5	3,11.0	31.3	58,31.4	2,45,14	80.2	9,58.3	1,08,73.9	
		1,18,63.1	9,48,69	C 21	1,61.4	27,98	1,44.8			1,01	8,49								
43		99.1	32,31	21	19.3	10,94	42.3												Stands for Trust Chawls.

270

WATER WORKS.

No. A/522 of 1939-40.

BOMBAY, 19th August 1939.

FROM

THE HYDRAULIC ENGINEER,

BOMBAY MUNICIPALITY.

To

THE MUNICIPAL COMMISSIONER

FOR THE CITY OF BOMBAY.

SUBJECT:—Administrative Report for the year 1938-39.

Sir,

I have the honour to submit herewith the Annual Report on the working of the Water Works Department for the year 1938-39.

2. During the year under review I held the charge of this Department, Mr. W. A. Niven, A.M. Inst. C.E., M.I.E., having retired on 18th February 1938.

3. The report is arranged under the following heads:

- (1) City Water Supply System.
- (2) Supply Statistics.
- (3) Lakes and their Statistics.
- (4) Outside City Branch.
- (5) Distribution Branch.
- (6) Waste Prevention Branch.
- (7) Maintenance Branch.
- (8) Construction Branch.
- (9) Survey and Design Branch.
- (10) Works of Interest.
- (11) General.

I. CITY WATER SUPPLY SYSTEM.

4. Practically the whole of the water supply, except for a small portion of the highly elevated districts of Malabar Hill and Altamont Road, is on gravitation system from the 3 lakes Tansa, Vehar and Tulai. Tansa Lake.

Lake which forms the main source of the City's supply is situated 55 miles North-East of Bombay. The bulk of the supply is brought down from Tansa through the 72" steel mains and the Old Duct consisting of syphons, masonry duct and tunnels.

5. The two 72" mains each 40½ miles long take off from the outlet well and follow the low-lying country to the West of the old masonry aqueduct and meet the Kasheli Syphon at Pogaon about 9 miles to the North of Thana; from whence they run parallel with the Kasheli syphon crossing the Bassein Creek on the new bridges over which runs the Bombay-Agra Road. South of Thana they run parallel with the old duct line; at Bhandup they turn southward and pass under the old masonry aqueduct into the country dividing the Vehar and Powai Lakes. The two 72" mains are reduced to 57" at Powai, and a 60" steel main, 3½ miles long, connects them up to the old duct line at the Ghatkopar syphon. The 57" mains cross the Bandra Creek on an independent bridge situated between the road and the railway bridge from whence they enter the City limits and run underground upto Nana's Chowk, and carry the supply to the Malabar Hill Reservoir.

6. The Old Duct Line follows as far as practical the contour of the country along the ranges of hills between Tansa and Ghatkopar and at 13 places is tunnelled through the hills. The intervening valleys have been crossed by 48" C. I. pressure pipes in the form of inverted syphons. There are 9 such syphons of a total length of 23.75 miles. The duct line enters the City, as 2—48" C. I. mains—the Old and New Tansa. The old 48" main distributes its supply to the lower parts of the City through its innumerable branches; while the New 48" Tansa carries its water to the Bhandarwada Hill Reservoir.

7. The next in importance is the Vehar Lake from which about 13 million gallons are supplied exclusively to the North of the City. The 48" main which brings down the supply to the City passes through Kurla and across the railway lines to Chembur Sluice House, whence it reduces to 32" diameter and skirts the country from East of G. I. P. Railway, entering the City at Vincent Road. A 24" main bifurcates at Kurla which also supplies part of the Suburbs and the North of the City.

8. The Tulsi Lake is situated above the Vehar Lake and supplies about 2 million gallons per day. A 24" C. I. main which runs mostly along 57" mains is connected to the Malabar Hill Reservoir. However the supply from this Lake is given to the Suburbs which require water at high pressure. The 24" Tulsi main is closed at Bandra Sluice House and from this point southwards the main is utilised for carrying Tansa supply to the City through a 12" cross connection between 57" and 24", just South of Bandra Sluice House.

II. SUPPLY STATISTICS

9. The total quantity of water supplied to the City and the Suburbs during the year from various sources amounted to 36,474 million gallons or an average of 99.93 million gallons per day, the corresponding figure for the preceding year being 35,253 million gallons or an average of 96.59 million gallons per day, i.e., an increase of 3.34 million gallons per day. The average daily supply to the Suburbs was 2.84 million gallons per day drawn mainly through 24" Tulsi and 57" Tansa mains. The balance of 97.09 million gallons per day was supplied to the City which distributed to 1,161,383 souls (as per Census report of 1931) amounted to 83.60 gallons per head per day for all purposes. This is 2.75 gallons per head per day more than the average of the preceding year. The minimum and maximum supply per day amounted to 94.44 and 108.92 million gallons respectively. During the year when the lakes were overflowing an unrestricted supply of 104.60 million gallons per day (average) was given from 6th July 1938 to 11th November 1938. It was found that during that period the number of short supply complaints was negligible.

10. The statement marked Appendix (A) shows the supply utilised for various purposes.

III. LAKES AND THEIR STATISTICS

11. The statement marked Appendix (B) shows the statistics of all the Municipal Lakes.

12. During the year when Tansa Lake was overflowing 78.00 million gallons of water was discharged into the Vehar Lake through the Tansa Duct at Bhandup.

13. Comparative figures of rainfall at the lakes and the City (Colaba Observatory) are shown in the Chart marked Appendix (C). October was exceptionally wet this year, the total rainfall at Tansa being 22.08 inches, which is the highest on record.

14. The chart marked (D) shows the day-to-day levels in the lakes.

15. The evaporation figures at the lakes for the various months during the year under review are tabulated in the Appendix (E). It is probably not realised what a large quantity of water is thus lost from the lakes. From Tansa alone a quantity equivalent to about 48 days' supply to the City is evaporated.

16. Due to heavy rainfall in the earlier part of the monsoon, the lakes overflowed very early. The Tansa lake overflowed on the 12th July which is earliest on record since the dam was raised to its maximum height of 420 T.H.D. except 1925 when the lake overflowed on 30th June. Vehar, Tulsi and Powai Lakes also overflowed very early on 28th August, 11th July and 27th June respectively, which is earliest for Powai lake.

IV. OUTSIDE CITY BRANCH.

17. 197 miles of trunk mains of various sizes (steel mains 72"—81 miles; 60"—3½ miles; 57"—14½ miles; 50"—18 miles; 48" lock bar—1 mile; 48"—1½ miles; cast iron mains 48"—31½ miles; 42"—½ miles; 32"—3 miles; 24"—15½ miles; and masonry duct 27½ miles) were maintained during the year from the Repairs and Maintenance Grant. There was one burst during the year on the 24" Tulsi main outside Bombay. The number of heavy leaks repaired was 14. The 72" twin mains conveyed an average

of 76 million gallons per day (27,811 million gallons per year), the masonry duct line about 9.2 million gallons per day (3,366 million gallons per year), the 48" Vehar about 10.19 million gallons per day (3,720 million gallons per year), and the 24" Tulsī main 1.84 million gallons per day (674 million gallons per year). Repairs to the Tansa Duct Line to the extent of Rs. 2,990 were carried out departmentally to stop some of the big leaks. Shrubs and jungle were cleaned along the Old Tansa Duct Line at a cost of Rs. 495.

18. From a total grant of Rs. 15,000 for "Repainting the 72", 80" and 57" mains Outside City" about Rs. 2,000 were spent on repainting the lower portions of the 57" mains in the Bandra Creek and about Rs. 9,500 on painting 2 miles and 3 furlongs of 72" mains and 1½ miles of 60" mains (exposed portion). Paint to the value of the remaining amount of Rs. 3,500 was in stock at the end of February 1939, which it was necessary to keep on hand in order to carry out further repainting work before the beginning of the monsoon. The paints used were Berger's Ledquid (Red) and Black Metallic, one coat of each being given, the first being that of Ledquid. The cost of repainting the 60" steel main works out to 4.14 annas per running foot; whilst that for 72" mains works out to 9.5 annas per running foot; the latter is rather a high figure due to the painting in the Jamboli Division (Piwli Cutting) necessitating previous drainage of subsoil water.

19. One furlong and 388 ft. of 48" Old Tansa, 2 miles, 5 furlongs and 360 ft. of 48" New Tansa Lock Bar Pipes and 420 ft. of 48" New Tansa Socket and spigot pipes were regraded during the year at a cost of Rs. 1,500. 2,500 ft. of Tulsī Main were also regraded at a cost of Rs. 295.

20. 11½ miles of embankment and cuttings carrying the pipe lines and trolley track were maintained, and 9 overbridges and 20 culverts repaired during the year. The grant had to be supplemented to the extent of Rs. 3,800 due to the unforeseen repairs consequent upon the extraordinary floods during the month of October.

21. Out of the total length of 80 miles of trolley track 53½ miles were maintained for transport purposes. The total cost of maintaining the embankments and the trolley track was Rs. 45,800. 10,000 ft. of tracks were thoroughly renewed along the 48" twin Tansa mains from Ghatkopar to Deonar Railway crossing at a cost of Rs. 20,000 (Loan Funds).

22. Four motor trollies of heavy type and two light motor trollies were maintained at a total cost of Rs. 5,261. The total mileage covered by the motor trollies during the year was 26,753. Of these, one of the heavy type (25 h.p.) and the other of the light type, have been purchased during the year at a cost of Rs. 12,935 and Rs. 3,330 respectively.

23. The Diesel locomotive "Ivon" which was purchased in 1936-37 at a cost of Rs. 11,980 was maintained during the year from the Repairs and Maintenance Grant Outside City. The loco covered 3,118 miles and did useful work for transport of heavy materials, sand, cement, etc., all over the line upto Tansa. The cost of running per mile including labour and materials amounted to Annas 6.7.

24. Light transport was carried out by push wagons and trollies which were maintained from the Repairs and Maintenance Grant. The number of push wagons and trollies maintained during the year was 65 and 15 respectively.

25. There was no painting programme during the year, as the painting of both the bridges had been completed the year before last.

26. The Tansa-Atgaon Road which serves to link the main road (Bombay-Agra Road) to Tansa was maintained by the Government Forest Department at a cost of Rs. 2,124 half of which was borne by the Municipality.

27. (a) Tansa Supply.—The entire supply from Tansa Lake was chlorinated at Bhandup through gravity feeding type plant. The chlorine dose varied from 0.7 to 0.8 parts per million.

(b) Vehar Supply.—The supply from the Vehar Lake was chlorinated at the source through a similar plant, the dose of chlorine varying from 1.1 to 1.2 parts per million. In both the cases a higher dose than the last year was used on account of the policy of maintaining a certain amount of residual chlorine at Powai. The total cost of chlorination including the cost of 2,384 cwts. of liquid chlorine was Rs. 1,08,894 for 34,897 million gallons, i.e., Rs. 3-1 per million gallons.

(c) *Tulsi Supply.*—As Tulsi water is not as good as Tansa and Vehar waters, the supply was treated with alum, allowed to settle for about 6 hours and then chlorinated at the source. A dose of 1.3 grains of alum per gallon and 1.5 to 1.8 parts of chlorine per million parts was given. The total cost of sterilization of Tulsi water was Rs. 10,979-5-0. The entire cost is borne by Government of Bombay as the supply from Tulsi is used for Bombay Suburban Area. The total cost of sterilization of Tulsi water was Rs. 28.9 per million gallons. Towards the end of October Candy Filters Ammoniator and Chlorinator were installed at Tulsi and Chloramine treatment started. The dose of ammonia maintained is 1/3 that of chlorine and the result of this treatment has so far been found to be quite satisfactory. By this means with a dose of about 1.5 parts per million of chlorine at Tulsi it is possible to maintain about 2 part per million of free chlorine at Santa Cruz.

(d) *Filtration.*—No part of the supply was filtered during the year. The mechanical filters at Tulsi were maintained (but not used) during the year at a cost of Rs. 86 (materials only). Repairs were also carried out to the clear water channel of the Tulsi filters and proper mixing arrangements for ammonia provided in the same.

(e) *Field Laboratory.*—A small field laboratory has been set up at Powai and samples of water from the lakes and mains are tested for ascertaining their various properties, viz., NaCl content, alkalinity, pH value, etc., thus obtaining valuable information about the quality of water supplied to the City. Free chlorine tests are also daily taken at Tulsi, Powai and Santa Cruz and the dose of chlorine is adjusted accordingly.

(f) *Treatment of Algal Growth.*—Experiments for treating the alga growth in the Vehar Lake with copper sulphate were made during the year and were found to be satisfactory. Proposals for further treatment during the next year have been put up for sanction.

28. Fortnightly bacteriological and analytical tests of all the lake waters, of water after chlorination from trunk mains outside City and occasional tests from trunk mains in the City were carried out throughout the year by the Municipal Chemical Analyst. In addition to these

171 samples were taken at about 3 weeks' intervals from 63 more points within and outside the City. The results show that out of the 171 samples, 155 samples gave negative reaction of "B. Coli" in 100, 7 negative reaction of "B. Coli" in 50, 3 samples positive reaction of "B. Coli" in 20, 3 samples in 10, and 2 samples in 5. All the nine samples which show low results were from Tulsi and were before installing the modern chlorinator and ammoniator. The subsequent samples have been found upto the required standard. It will thus be seen that the highest standard of purity as laid down by the Ministry of Health has been maintained.

29. A private telephone system 61 miles long for 21 stations outside Bombay was regularly maintained through the Government Telegraph Department at a cost of Rs. 7,255. The system is not working efficiently and the Government Telegraph Department have been asked to put the system right.

30. The repairs and paintings to Water Works buildings outside Bombay including 28 Sluice House structures were carried out departmentally and when required at a total cost of Rs. 6,481. The Sluice House at Sion and the Venturi House at Powai were thoroughly repaired and completely repainted.

31. Nine Venturi Meters, four at Powai for two 57" Tansa mains, 60" Tansa and 48" Vehar main; three at Chembur Sluice House, two for 48" Tansa mains and one for 32" Vehar main; one at Bandra for 24" Tulsi main, and one at Thana Road Cabin for 24" Vehar main were maintained during the year from the Repairs and Maintenance Grant. All these, except the one on 24" Tulsi main, recorded the flow and pressures throughout the year and afforded valuable information regarding the discharge from the different lakes and distribution to the City. 7 Venturi Meters on 57" East and West, 60", 48" Old and New Tansa, 32" and 24" Vehar were completely overhauled.

32. 157 hand-operated penstock gates and sluice valves varying in size from 48" to 12", 9 hydraulically-operated valves, 50 pressure gauges and recorders, 26 burst alarms and 121 air valves were oiled, greased and maintained from the Repairs and Maintenance Grant. The 9 hydraulically-operated valves are not in working order and the question of putting these valves in order is under consideration.

33. The total cost incurred under "Materials for General Works and Repairs outside Bombay" for items in paras 17, 23, 24, 31, 32, 34 and 36 was Rs. 8,420.

34. The Tansa and Vehar Lakes continued to be the favourite resort of the public and the number of visitors amounted to about 5,350 and 29,650, respectively. The bungalows at Tansa and Vehar Lakes were main-

35. Vigorous campaign was carried out throughout the year to prevent trespass in the catchment and lake areas in order to preserve the purity of water, and 168 and 181 cattle were impounded during the year at Tansa and Vehar respectively. Cactus hedging and barbed wire fencing were provided along the Municipal boundaries at various places. Scheme of providing fencing along the different pipe lines at places where exists the greatest likelihood of trespassing was under consideration. Notice-boards warning the trespassers have been fixed at various crossings, entrances, etc., to Municipal premises, specially where these exist in populated areas. The whole line from Tansa to Mahim as well as the branch line from Powai to Ghatkopar was closed to the public in sections for 24 hours each in the month of December, to prevent public acquiring a right of way over the pipe line land.

36. Four gardens outside the City, namely at Tansa, Vehar, Tulsi and Powai Venturi House were maintained during the year from the Repairs and Maintenance Grant for Outside City.

Lighting Set.

37. The electric lighting set at Tansa was kept in working condition throughout the year at a cost of Rs. 115.

V. DISTRIBUTION BRANCH.

38. For distribution purposes the City was divided into three main divisions:

(a) All the area South of Clerk Road, West of Arthur Road upto its junction with Lamington Road, West of Lamington Road North upto its junction with Sandhurst Road, South of Sandhurst Road upto its junction with Falkland Road, West of Falkland Road upto its junction with Bapu Khote Street, West of Bapu Khote Street, West of Abdul Rehman Street and all the area to the South of Carnac Road and 1st Marine Street shown coloured red on the accompanying plan marked (F) was served by the Malabar Hill Reservoir which has a storage capacity of 30.5 million gallons, i.e., an equivalent of about 24 hours supply. For the Fort area the supply was restricted only for 6 hours between 10 a.m. and 4 p.m. (B.T.). Supply to the Dhobi Talao and Girgaum areas was restricted between the hours of 10 a.m. and 4 p.m. and 7 p.m. and 3 a.m. A constant supply was maintained in the Walkeshwar, Malabar Hill and Cumballa Hill Districts which are served by the 12", 6" and 24" outlet mains from the Reservoirs. An elevated tank of 60,000 gallons capacity to which water is pumped by electrically-driven pumps served the high level areas of Ridge Road, Gibbs Road, and Altamount Road between the hours of 5 a.m. and 10 a.m. (B.T.) and 4 p.m. and 7 p.m. (B.T.). The quantity thus supplied through the elevated reservoir was about 475,000 gallons per day.

(b) All the area South of Kalachowki Road, East of Arthur Road upto its junction with Lamington Road, East of Lamington Road upto its junction with Sandhurst Road, South of Sandhurst Road upto its junction with Falkland Road, East of Falkland Road upto its junction with Bapu Khote Street, East of Bapu Khote Street, East of Abdul Rehman Street and all the area to the North of Carnac Road and 1st Marine Street shown coloured green on the accompanying plan marked (F) was served by the Bhandarwada Reservoir through which about 20 million gallons of water passed per day and which has a capacity of 20 million gallons, i.e., an equivalent of about 16 hours of supply. The supply from the Bhandarwada Reservoir was restricted between the hours of 10 a.m. to 4 p.m. and from 7 p.m. to 3 a.m. Plans and estimates for the provision of booster pumps to serve the high level areas of Mazagaon, Dongri, etc., served by the Bhandarwada Hill Reservoir had received administrative sanction. The work of providing the pumps was started in November and is expected to be completed early.

(c) All the area in F and G Wards and to the North of a line drawn from Eastern Harbour through Kalachowki Road, Clerk Road upto junction of Clerk Road and Warden Road was served directly from the trunk mains in absence of a reservoir for the North of the Island. For its obvious advantages a scheme estimated to cost about 60 lakhs to provide balancing reservoirs at Worli and Rowli Hills to serve the North of the Island has been put up for administrative sanction but has been postponed by the Corporation for consideration pending report on Pitometer Survey of the distribution system.

39. Both the reservoirs were cleaned during the year and maintained from the Repairs and Maintenance Grant. As both the reservoirs were leaking and no major repairs were carried out since a long time, the Compartment No. 2 of the Malabar Hill Reservoir was thrown out of operation for a period of about eleven months and repairs were carried out by means of gunite surfacing. Reconditioning of the reservoirs by reinforced gunite surfacing was carried out at a cost of Rs. 2,69,630 during the year (Loan Funds).

40. The Assistant Engineer in charge of Distribution together with the Assistant Engineer, Waste Prevention, and other staff gave immediate attendance at every fire throughout the year. The total number of fire calls received from the Fire Brigade Department and attended to were 373. The water supply in each case was regulated according to the need, and sufficient supply at high pressures was made available in every case.

41. A special telephone system for fire purposes was maintained in the City through the Bombay Telephone Co. at a cost of Rs. 3,491. The charges for 6 other telephone connections amounted to Rs. 2,544.

42. There are 110 drinking fountains, 54 cattle troughs and 55 stand pipes in the City which were open to the general public throughout the year and were maintained in clean and healthy condition. Repairs to the fountains, cattle troughs and stand pipes were carried out through the Petty Works Contractor at a total cost of Rs. 1,050.

43. There are 22 wells in charge of the Water Department all of which are hermetically sealed. Six wells were filled up during the year.

44. The gardens along the slopes of Gibbs Road and Ridge Road, Sir Pherozshah Mehta Gardens at Malabar Hill Reservoir and Sir Joseph Baptista Gardens at Bhandarwada were maintained during the year at a cost of Rs. 4,028 (materials only). All the gardens except Sir Pherozshah Mehta Gardens, which were entirely closed to the public on account of repairs to the Malabar Hill Reservoir by gunite surfacing, were open to the general public from 5-30 a.m. to 8 p.m. (B.T.).

45. The total number of water connections to different premises in the City was 44,126. The number of new water connections, made from the Repairs and Maintenance Grant during the year was 1,887 against 1,672 during the preceding year. The number of disconnection orders sanctioned by the Standing Committee during the year for non-payment of water charges was 248 against 282 last year. Out of this number 119 disconnections were not enforced owing to the requirements having been complied with and 119 connections were restored on compliance with Municipal requirements.

46. 91 prosecutions were launched before the Honorary Presidency Magistrate for infringement of the provisions of the Municipal Act and for violation of Bye-Laws relating to Water Works during the year under report. The number of convictions was 35 and the total amount of fines inflicted and recovered was Rs. 627. In 5 cases the parties were warned and discharged.

VI. WASTE PREVENTION BRANCH.

47. 13,958 defects in the distribution system were detected and repaired; of these 9,119 were underground and 4,839 above ground.

48. The total length of water mains tested for leakage by Deacon Meters was 479 miles and 1,768 feet.

49. The total length of water mains of all sizes tested by sounding was 160 miles and 5,139 feet. The total cost (materials) of testing mains and investigating leakage was Rs. 932 during the year.

50. Particulars of defects detected and remedied, the number of diagrams taken and wastage checked during the year are given in the attached Appendix (G).

51. The number of notices issued to owners of private premises for defects in water fittings was 3,559.

52. To prevent wastage of water 96,705 leaky taps were rewashed in private premises during the year at Municipal cost (Rs. 13,236) provided in the General Repairs and Maintenance Grant.

VII. MAINTENANCE BRANCH.

53. The workshop in the yard of the Maintenance Branch of Water Works Department at DeLisle Road carried out throughout the year the repairs and Maintenance Yard at testing works pertaining to Water Works Department in their DeLisle Road.

different shops such as Meter Shop, Testing Shop, Machine Shop, Turner Shop, Painter Shop, Smithy Shop, Carpentry Shop, etc. Testing work of outside parties of testing Cast Iron and Galvanized pipes, Cast Iron, Galvanized and Brass fittings and water meters was done on a large scale. Ordinary repairs to the machinery and plant such as steam pumps, petrol pumps, motor lorries, launch engine, trolley parts, etc., were also carried out.

54. 351½ miles of water mains (57"=11½ miles; 48"=13½ miles; 36"=4 miles; 32"=12½ miles; 30"=3 miles; 28"=½ mile; 27"=7½ miles; 26"=½ mile; 24"=29½ miles; 22"=1½ miles; 21"=½ mile; 20"=½ mile; 19"=½ mile; 18"=7 miles; 17"=½ mile; 16"=1½ miles; 15"=4½ miles; 14"=2½ miles; 13"=36½ miles; 8"=4½ miles; 7"=4 miles; 6"=103½ miles; 5"=39½ miles; 4"=27½ miles; and 3"=10½ miles;) were maintained during the year from the Repairs and Maintenance Grant. There were 26 bursts on the various water mains (as detailed below) which were repaired promptly.

48"=1, 16"=1, 12"=1, 9"=3, 6"=3, 4"=4, 3"=13.

55. 2,437 Meters of different sizes (½" to 6") were in use and were maintained at a cost of Rs. 30,090 during the year. The number of meters replaced was 604 and of those repaired was 843. The total revenue from hire of meters was Rs. 66,682-11-0. Meters were purchased at a cost of Rs. 1,021 during the year. 243 meters were fixed on new connections and 154 were removed from old connections which were to be charged on valuation.

56. The repairs and paintings to the buildings of the Water Works Department within the City were carried out at a total cost of Rs. 6,822.

57. 13,049 trenches 25 to 100 feet in length were excavated for trial pits and general repairs and maintenance works all over the City. All the trenches were restored through the City Engineer's Department. The total cost for excavation and restoration of the trenches amounted to Rs. 61,750.

58. Four motor lorries and eighteen hand trucks were maintained during the year for transport of materials, etc., at a cost of Rs. 5,500. The total mileage covered by the motor lorries during the year was 29,960. One 4-ton new tractor lorry was purchased during the year at a cost of Rs. 7,500.

59. 1,982 numbers of works of giving connections, etc., to the private parties were carried out; at party's cost of about Rs. 26,864. In all 1,751 new connections were made by this branch.

60. The testing of galvanized iron pipes (½" to 4") and Cast Iron pipes (3" to 48"), of Galvanized Iron and Cast Iron fittings such as Couplings, Bends, Tees, Tapers, etc., of brass fittings such as ferrules, stop and bib fittings, taps, waste-net taps, ball taps, pillar taps, globe taps, and other fittings as 3" to 30" Sluice Valves, New Pattern and Stand Post Hydrants, Cast Iron and Porcelain water-closet cisterns and their fittings, canvas hose pipes, etc., were carried out during the year at the Chinchpokli Workshops. The total number of such fittings tested was 138,189 and the Revenue derived therefrom was Rs. 6,835. One new hydraulic testing machine was purchased during the year for testing pipes upto 16 ft. in length of 3" to 24" in diameter at a cost of Rs. 8,490.

61. The total cost incurred under "Materials for General Works and Repairs within the City" for works included in paras 38, 39, 45 and 54 was about Rs. 51,000.

VIII. CONSTRUCTION BRANCH.

(Loan and other Works.)

62. About 3,173 feet of 3" main, 744 feet of 4" mains, 2,871 feet of 5" mains including hydrant branches, 29,034 feet of 6" mains, 1,923 feet of 7" mains, 18,171 feet of 9" mains, 5,246 feet of 12" mains, 1,548 feet of 18" mains, 363 feet of 24" mains, 5 feet of 27" mains and 3,919 feet of 30" mains were laid at a total cost of Rs. 5,30,481. The most trying amongst these works was the laying of 30" main along the slope of Malabar Hill, and through the Gibbs Road which required tunnelling through solid rock.

63. Other works provided under Loan Works, were Reconditioning of the Service Reservoirs by Gunite Surfacing, Pitometer Survey, providing Chlorinators and Ammoniators at Tulsei, etc., the total cost for which amount to Rs. 3,35,416. A complete list of these works carried out through Loan Works Budget is given in Appendix (H).

64. New Works as per details in Appendix (I) were carried out during the year out of the New Works grant at a total cost of Rs. 3,797.

65. 3,127 feet of 5" and 7" water mains in Naigaum Cross Road were replaced by 9" and 1,009 feet of 3" and 4" water mains in Ghoghari Moholla were replaced by 6" main out of the worn-out water mains Renewal Fund at a cost of Rs. 24,305 and Rs. 6,870, respectively.

IX. SURVEY AND DESIGN BRANCH.

66. Several Schemes for the improvement of water supply in general and for the affected localities in particular were designed during the year. 124 estimates for provision or enlargement of water mains and other works amounting to over Rs. 1½ crores were prepared during the year. The number of tracings and blue prints prepared during the year was 298 and 2,535, respectively.

67. Records for the lakes including levels, rainfall, yield, evaporation and supply from the various sources were maintained and submitted to the Corporation every month and every week during the monsoon.

68. 1,903 cases of extra charge (903 for petty-repairs and 1,000 for major repairs and for new buildings) for water used for constructional purposes were framed as against 1,719 (735 for petty repairs and 984 for new buildings) of the preceding year, resulting in a total estimated revenue of Rs. 2,07,210 as against Rs. 1,71,477 of the preceding year.

X. WORKS OF INTEREST.

69. A complete report on the result of the exploratory borings carried out in the Tansa Dam together with the report of the contractors was put up to the Municipal Commissioner. The report deals with the various observations made during the progress of the investigations and the conclusions arrived therefrom together with the suggestions for remedying the defects. Briefly the investigations show that (1) there is no apprehension as regards uplift as feared, as slight indications of water have been experienced at two places only, that (2) the hearting of the original work is much superior and more homogeneous than the top 15 feet which was constructed subsequently in two stages, that (3) the junction of the new and old works is very open and causes considerable leakage, that (4) there is no deterioration of the lime or the masonry except at few stray spots and that (5) the weight of the masonry is 155 lbs. per cubic foot which is in excess of the theoretical weight. The conclusions derived are that (1) repairs to stop the leakage at the joints and to ensure water tightness of the suspected portions should be carried out without further delay, that (2) the Tansa Dam cannot be raised further without increasing its section right from the foundations and that (3) automatic shutters about 2 ft. high may be provided to store more water. It has therefore been recommended to treat the upper 25 to 30 ft. of the upstream face of the Dam with reinforced gunite and to treat the weak spots at the base of the dam with cement injection under pressure. A trolley-track at the toe of the dam for inspection and carrying the materials for repairs, etc., was also proposed. The cost of the works amounts to Rs. 8,61,000 for repairs to the dam and Rs. 56,000 for laying the trolley track. The report was before the Works Committee at the end of the year. The Members of the Works Committee inspected the dam on the occasion of their annual visit to the Tansa Lake on the 11th December 1938.

70. The Survey of the trunk and distributary mains was completed at the close of the year at a cost of Rs. 21,085. In all 166 gauging points were fixed on the trunk inlet and outlet mains in the various parts of the City and results recorded for 24 hours. The data collected is very instructive and gives useful insight into the Distribution System. A complete Report on the findings of the Survey will be submitted in due course.

71. As a result of the experimental work of treating one of the compartments of the Bhandarwada Hill Reservoir No. 1 with gunite, the Corporation adopted the policy of continuing this treatment for the inside of both the Reservoirs, and also the roof from outside at a cost of Rs. 5,93,500. A provision of Rs. 1,00,000 was made during the year. However, during the progress of the work it was observed that the pillars and partition walls also required similar treatment as masonry had deteriorated to a great extent. Hence estimates amounting to

Rs. 1,49,500 were sanctioned during the year. Closure of garden on account of the progress of repair-work caused much inconvenience to the public and it was found therefore advisable to expedite the work. Additional works to the extent of Rs. 1,90,000 were therefore carried out during the year, this amount being met by transfer of funds. The exterior part of the whole roof at Malabar Hill Reservoir and interior surface of Reservoir No. 2 were thus treated during the year. A new layout of the garden has been designed in which new features, viz., rockery, garden, pergolas, umbrellas, fountain, summer houses, kiosks, increased amenities for children's playgrounds and bandstand are embodied. The layout forms the words "B.M.G." (indicating Pherozsha Mehta Gardens) when viewed from the air. The garden is expected to be completed and fully opened to the public by September 1939.

72. The old hand-operated sluice-valve has been worn out due to frequent handling, and as much time was wasted in opening and closing the same, a new electrically operated sluice-valve was fixed on 48" outlet at the Bhandarwada Hill Reservoir at a cost of Rs. 5,282.

73. As the Village is situated within the catchment area of the Tansa Lake, it was decided to acquire the same instead of giving permission to rebuild the houses which were destroyed by fire. Steps are therefore being taken to acquire the village under the Land Acquisition Act through Government.

74. The 57" mains, which carry the bulk of the supply to the City pass under a 20 feet drain near the Haines Road before they enter the Race Course. A leak was observed on the Race Course side and the mains had to be exposed for a length of about 40 ft. requiring a 60' x 20' x 20' excavation and breaking a large quantity of concrete. The pipes were found to be badly corroded and pitted and were repaired by welding patch-plates wherever necessary and filling the pittings by weld. The entire length was then covered with a coat of 2" thick gunite reinforced with B.R.C. fabric. The total cost of the work was about Rs. 3,500.

75. The most difficult portion of the work of laying the 30" Back Bay outlet was taken in hand during the year. The main after ascending the Malabar Hill Slopes of about 500 feet has to pass under the Gibbs Road before entering the Reservoir. This required tunnelling through hard trap rock for a length of about 100 feet (18' x 24" deep) which was made all the more difficult as heavy blasting could not be undertaken due to the proximity of the Reservoir and other residential buildings. Therefore the rock had to be blasted by drilling small holes and using mild charges of country powder. The work was completed by the end of the year.

76. As the existing control room was too small to accommodate the sluice-valves and other gears of the new inlets and outlets, it was proposed to extend the same on the south-east side. The excavation which was mostly in rock was 24 feet below the Road Level and was 60 feet x 38 feet. The work of extension was in progress at the end of the year.

77. Water required for preparing chlorine solution at the Chlorination Plant at Bhandup, situated some 700 feet to the South of Bhandup Aqueduct, is drawn from the old masonry duct carrying Tansa water to the City. There was no provision however to bring water to the Chlorination Plant from any other source in case of failure of the said masonry duct. To guard against such an emergency, a new connection about 50 feet in length was provided between the two 72" Mains and the Duct with a view to feed the latter from the 72" mains. Channel irons have been fixed in the masonry walls of the Duct, about 700 feet apart in order to store water in this length by providing shutters across the channel-irons. The cost incurred on the work was Rs. 1,070.

78. In response to an intimation from Government for bringing about improvement in the water supply to Khar, a 6" connection was made on 24" Tulse Main at Khar in December 1938. However the Bandra Municipality could not avail of this connection, as the 8" main on their side was not laid till the end of the year under review.

79. Rainfall records of the higher regions of the Vaitarna Catchment at Vihigaon and Jwahar were maintained during the year in order to have a comparison of the behaviour of the rainfall in the Tansa Catchment. The figures are instructive; the total rainfall at the two places

XI. GENERAL

80. The urgent need of safeguarding the City's the monsoon and of augmenting it to meet the increasing needs of the City which have surpassed all expectations necessitated the submission to the Municipal Commissioner of a complete report giving full details of schemes so far proposed by the past Hydraulic Engineers and of schemes proposed by me. The report deals with the entire needs of the Water Department in order to assure the present position as well as to allow for developments upto 160 million gallons per day. The Scheme so far proposed of bringing additional supply from Ulhas and Vaitarna and by raising Tansa have been discussed in detail and the pros and cons thereof have been shown; at the same time showing how far they fall short of our present and future requirements. Four alternative schemes for augmentation of the supply have been put up, of which the scheme for a new reservoir on the Vaitarna with a pick-up weir and conduit to the Tansa Lake has been recommended. By this scheme apart from increasing the catchment area of the Tansa Lake by more than 100 square miles an independent storage as large as the Tansa Lake is created. The next urgent works are the replacement of the second Powai Syphon, the reconditioning of the Old Tansa Duct and laying of an additional trunk main from Ghatkopar to the Service Reservoirs. The Municipal Commissioner has forwarded this report to the Works Committee with a recommendation to sanction the work of constructing a pick-up weir across the Vaitarna and a conduit to Tansa which will tend to increase and at the same time safeguard the supply in case of a deficient year, which may occur at any period. The report is at present before the Works Committee.

81. The details of the Superior Staff of the Water Works Department is shown in the Staff. genealogical table marked Appendix (J). The total establishment cost during the year was Rs. 2,80,170 for a staff of about 200 persons. Temporary labour staff is engaged on different works both inside and outside City according to the requirements as and when necessary; the total number of such staff engaged during the year was about 1,300 per day on an average costing about Rs. 2,10,210. The cost of the Scheduled Labour Staff including artisans, etc. (648 Nos.) amounted to Rs. 1,97,117.

82. There is no free housing accommodation for the superior staff within the City except for the Assistant Engineer Distribution, one Senior Inspector Maintenance, two Reservoir Attendants at Malabar Hill and Bhandarwade Hill, and one Stores Clerk, who are required to be on duty at any time of the day or night. The Hydraulic Engineer is provided with accommodation at full standard rent and two Inspectors and one Sub-Overseer in the Distribution Branch at concessional rent. The Superior Staff outside the City is provided with free quarters, as their attendance is required at any hour of the day or night. 236 persons of the permanent and temporary labour staff of this Department are provided with free accommodation, while 5 are provided at a concessional rent, and 16 at full standard rent.

Clothing.

83. Khaki uniforms, water-proof and woollen coats were supplied to 638 members of the staff, mostly menials, at a total cost of Rs. 3,224.

Ground and Building Rent.

84. Ground and Building rents and assessment charges inside and outside the City amounted to Rs. 1,439 during the year.

Contingencies.

85. Contingencies charges such as postage, conveyance, etc. amounted to Rs. 999 for the year.

Electrical Energy.

86. The cost of Electrical Energy supplied to Ward Offices of this Department amounted to Rs. 476 for the year.

87. From the Grant of Plant and Machinery, one Tractor lorry with a detachable Trailer, fitted with pneumatic tyres (cost Rs. 7,500), one compact (self-priming) portable pumping set capable of delivering 1,000 gallons per minute (cost Rs. 4,890), one Hydraulic Testing Machine for C.I. Pipes of 18 feet lengths (cost Rs. 8,490), one petrol-driven 9.3 H.P. Johnson out-board motor for the boat at Vehar Lake (cost Rs. 495), one four-seater Motor Trolley (cost Rs. 12,935) and one light-inspection trolley (cost Rs. 3,300) were purchased.

Depreciation of Plant and Machinery amounted to Rs. 1,498.

Tools costing Rs. 944 were purchased during the year.

88. Books, Periodicals and Furniture to the value of Rs. 290 were purchased during the year.

89. Printing charges amounted to Rs. 2,610 during the year and stationery to the value of Rs. 848 was purchased during the year for the use of the Printing and Stationery Department. The cost of advertisements amounted to Rs. 219.

90. Minor and unforeseen charges amounted to Rs. 1,300.

91. The total expenditure on Water Works amounted to Rs. 65,00,828 which includes about Rs. 52,32,736 for interest, sinking fund charges, etc., for Loans raised for Water Works, Rs. 2,64,656 for proportionate charges for General Superintendence and Revenue Collection, and Rs. 98,343 for Provident Fund and Pension charges. The total Revenue derived from Water Works was Rs. 78,11,195 leaving a net profit of Rs. 13,10,367. The average cost of water brought to the City (including wastage) and supplied to the Suburbs works out to annas 2 and pies 10 per 1,000 gallons.

I have the honour to be,

Sir,

Your most obedient servant,

E. A. NADIRSHAH,

Hydraulic Engineer.

APPENDIX A
 Statement showing the quantity of water used for different purposes during the year 1938-39.

Serial No.	Particulars.	Quantity	Percentage	Remarks
1	Bungalows and Gardens	584	0.05	Metered.
2	Milch Cattle Stables	210	.58	"
3	Other stables	72	.20	"
4	Mills	1,490	4.09	"
5	Dyeing and Bleaching Works	501	1.37	"
6	Gymkhana, Playgrounds, etc.	42	0.11	"
7	Race Course	49	0.13	"
8	Industries	350	0.96	"
9	Laundries and Dhobighats	92	0.25	"
10	Hotels	42	.12	"
11	Flour Mills	18	.04	"
12	Municipal properties	181	.50	"
13	Government properties	563	1.54	"
14	Railways	585	1.60	"
15	Bombay Port Trust	517	1.42	"
16	Building Works	20	.06	"
17	Road Construction	250	.69	Estimated.
18	Suburbs	1,037	2.84	Metered.
19	Fire purposes	4	0.01	Estimated.
20	Leakage and other unaccountable losses through Reservoirs, mains, etc.	5,300	14.53	Partly measured & partly estimated.
21	Road watering and cleaning	182	.50	Estimated.
22	Gully flushing	195	0.53	"
23	Domestic	22,995	63.04	"
24	Miscellaneous such as Drainage and Sewerage works, Public Conveniences, Hospitals, Charitable Institutions, etc.	1,400	3.84	"

N.B.—Water was applied free of charge in case of items 21, 22 and 24.

APPENDIX B.

Statistics of the Lakes.

Serial No.		Tansa.	Vihar.	Tulsi.	Powai.
1	Distance from Bombay in miles	54	14	18	18
2	Lake area at F.S.L. in sq. miles	7.61	8.61	0.52	0.57
3	Total catchment area in sq. miles	52.9	7.32	2.61	2.58
4	Total rainfall in inches	123.91	113.95	126.41	120.02
5	Rainfall (per cent.) as compared with preceding 5 years (+above)	+29.64	+25.15	+12.14	+27.83
6	Number of wet days	123	111	121	111
7	Number of days in which rainfall exceeded				
	1 inch	12	14	18	15
	2 inches	11	7	9	6
	3 inches and above	10	10	11	12
8	Maximum rainfall per day in inches	11.25	10.13	9.49	10.14
9	The Lake commenced to overflow when the rainfall amounted to (inches)	54.11	76.61	60.06	33.04
10	Number of days the Lake overflowed	75	47	96	114
11	Full supply level of the Lake in feet above the T.H.D.	420.00	264.50	456.50	195.00
12	Lowest level reached during the year in feet above the F.H.D.	396.84	250.09	445.88	191.07
13	Contents of the Lake at the F.S.L. in m.g. ..	85,604	9,120	2,394	1,200
14	Contents of the Lake in m.g. at the lowest level reached during the year	11,116	4,374	1,431	984
15	The quantity of water required to fill up the Lakes to F.S.L. from the lowest level reached in m.g.	24,488	4,746	863	306
16	Quantity of water that overflowed over the waste weir in m.g.	44,281	5,256	2,384	3,741
17	Percentage of run off into the Lake from the catchment	85.8%	87.5%	63.9%	78.5%
18	The total quantity of water brought into the City and suburbs during the year in m.g. ..	32,375	3,720	379	NH.
19	The total quantity of water brought into the City and suburbs per day in m.g.	88.70	10.19	1.02	NH.
20	Total loss of water due to evaporation, leakage and absorption in m.g. during the dry period (212 days)	4,719	1,657	477	338
21	The average loss per day due to evaporation, absorption and other losses during the dry months in m.g. ((212 days).. ..	22.26	2.82	2.25	1.60

APPENDIX E.

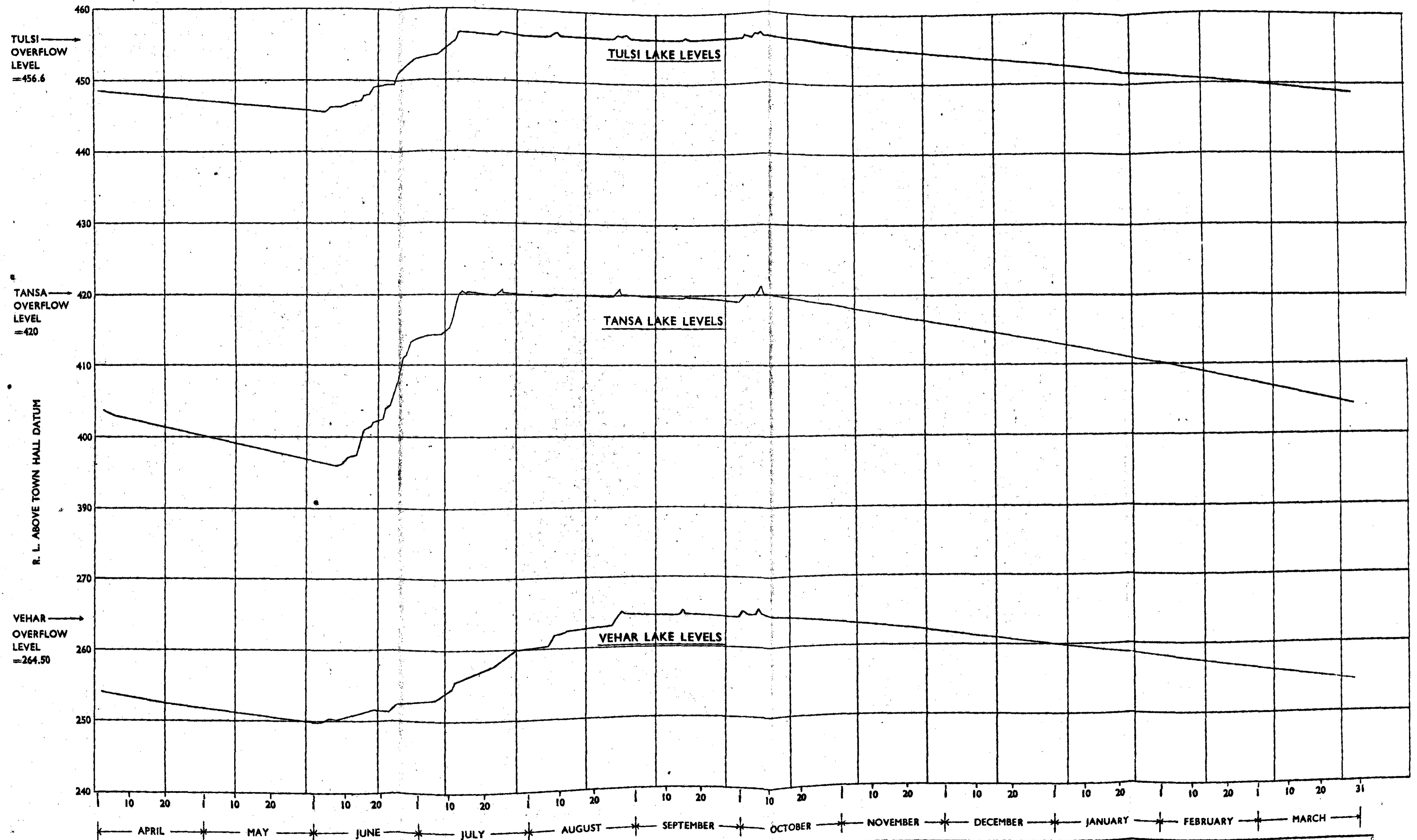
Statement showing the quantity of water evaporated at the Lakes.

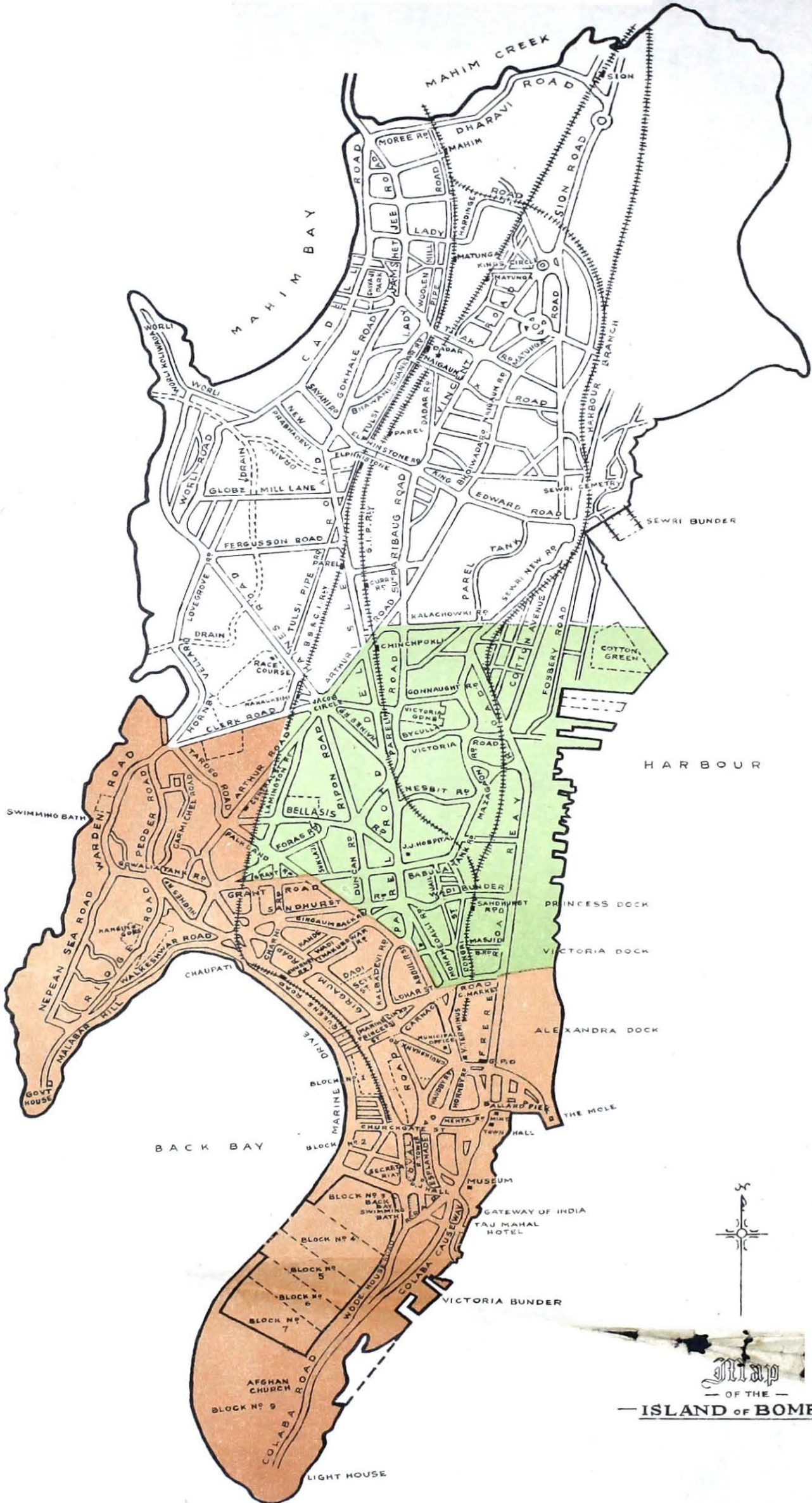
Month.	EVAPORATION IN FEET.				EVAPORATION IN MILLION GALLONS.			
	Tansa.	Vehar.	Tulsi.	Powai.	Tansa.	Vehar.	Tulsi.	Powai.
1938.								
Jan.	.8268	.5050	.4800	.4780	761.48	152.01	35.62	48.47
Feb.	.7295	.4970	.4560	.4440	628.10	143.24	32.63	39.43
Mar.				Not Recorded				
Apr.				Do.				
May				Do.				
June				Do.				
July	.2980				372.92			
Aug.	.5565	.4050	.4170	.4050	673.87	149.49	40.70	40.50
Sept.	.5570	.4030	.4960	.4620	646.23	169.92	45.98	46.20
1939.								
Jan.	.5460	.4590	.4968	.4570	602.95	164.38	41.32	46.75
Feb.	.4905	.4220	.4480	.4110	582.05	139.77	36.24	41.10
Mar.	.5770	.5060	.4960	.4780	668.27	161.46	38.64	48.80
Total	4.5813	3.2570	3.2920	3.1350	4786.87	1080.27	271.13	311.25

LAKE LEVELS

(1938-1939)

APPENDIX D





Map
— OF THE —
— ISLAND OF BOMBAY —

APPENDIX G.

Statement of Defects found on Mains and Service Pipes during the year 1938-39.

Months.	No. of diagrams taken.	Total leakage discovered and arrested in gallons per hour.	DEFECTS.																	REMARKS.		
			UNDER GROUND.									ABOVE GROUND.										
			Mains.		Sluice Valves.	Hydrants.	Service Pipes.	Stop Taps.	Disconnected service pipes.		Miscellaneous Holes in Mains etc.	Bib Taps.			Service Pipes.		Ball Valves and Tanks.				Stop Taps leaking.	
			Bursts.	Joints.					Ferrule leak.	Pipe leak.		Re-washed.	Out of order.	Left open.	Leaking.	With-out Tap.	B. V. out of order.	Tanks without B. Va.	Tanks leaking.			
1938.																						
April	101	285,041	3	21	130	309	248	99	1	..	4	7,481	207	..	79	6	8	25	145	20		
May	118	211,066	1	14	90	279	241	133	1	..	10	8,226	130	..	98	5	14	55	191	5		
June	116	236,778	3	9	112	335	239	97	2	..	4	8,137	187	..	69	..	23	40	56	11		
July	124	237,733	2	21	100	225	297	745	1	..	4	8,819	136	..	103	1	8	33	103	20		
August	114	331,064	3	12	87	197	230	93	2	..	6	8,354	190	..	101	..	5	38	73	16		
September	111	235,073	..	13	63	249	254	102	2	..	4	8,659	132	..	75	9	29	45	56	34		
October	102	213,856	1	17	106	245	274	103	3	7,736	126	..	72	3	28	23	92	8		
November	121	290,821	2	18	97	281	342	72	2	..	19	9,001	174	..	101	1	19	51	106	9		
December	115	269,844	2	18	80	303	267	93	4	9,105	109	..	73	3	10	5	141	11		
1939.																						
January	117	299,211	2	30	94	422	339	108	4	..	11	10,229	170	..	124	6	5	33	144	30		
February	97	256,177	4	18	66	190	304	78	3	..	13	7,359	98	..	63	1	8	32	86	26		
March	111	616,349	2	14	87	250	262	97	5	3,549	97	..	75	3	10	25	39	20		
Total	1,347		25	205	1,082	2,285	2,197	1,220	26	..	79	96,706	1,751	3	1,033	28	167	405	1,232	210		
Grand Total	1,347	2,462,002					9,115					96,706					4,839					

APPENDIX H.

Statement showing the Works Carried out of the "Loan Works" Grant during 1938-39.

Serial No.	Particulars.	Ward.	Length in ft.	Approximate cost.	REMARKS.
	3" MAINS.			Rs.	
1	Queens Road Estate of Government of India, 40 feet Road A, B, and C.	A	110	Cost of this is included in Item No. 28.	Work completed.
2	Providing underground hydrant in Central Refuse Island along Marine Drive	C	44	106	Do.
	5" MAINS.		154	106	
3	Providing a 5" water main in Convent Street between Wodehouse Road and Colaba Causeway	A	409	2,217	Do.
4	Laying water main in Old Hanuman 1st Cross Lane	C	125	Cost of this is included in Item No. 30 and 31.	Do.
5	Laying 5" water main in Chunam Lane off Lamington Road	D	375	2,430	Do.
6	Providing a 5" water main in the West and North section of Dongersi Road, and enlarging a length of about 560 feet of the 4" main in Dongersi Road, from Ridge Road upto junction of these branches	D	1,282	Cost included in Item No. 16.	Do.
7	Providing a 5" water main in New 30 feet Road between Hormusji Adenwalla Road and College Road in Dadar-Matunga Estate	F	680	2,536	Do.
	6" MAINS.		2,871	7,183	
8	Providing a 6" water main in Jamshedji Tata Road, Block No. II	A	800	Cost included in Item No. 27	Do.
	" a 6" water main in 50 feet Road G, Block No. II	A	1,882		
	" a 6" water main in 50 feet Road H, Block No. II	A	811		
9	Enlarging 3" water main in Marine 3rd Street to 6" between Wellington Street and Trinity Street	C	427	3,029	Do.
10	Enlarging 3" and 4" water mains to 6" in 1st Carpenter Street	C	593	2,282	Do.
11	Enlarging 3" and 4" water mains to 6" in Nizam Street between Parel Road and Ghogari Mohalla	C	761	4,001	Do.
12	Laying a 6" water main in Kiln Lane between Lamington Road and Proctor Road	D	529	3,256	Do.
13	Laying a 6" water main in Nikadwari Lane from 6" main in Kandewadi Lane, to 3" main in Khotachiwadi Lane and from Girgaum Road to the proposed main	D	786	4,015	Do.
14	Enlarging the 3" and 4" water mains in Napean Road to 6" from Ridge Road to Napean Sea Road	D	2,110	16,344	Do.
15	Replacing the 3" water main to 6" in Harkness Road from Ridge Road to Napean Sea Road	D	1,269	8,400	Do.
16	Enlarging the 4" water main to 6" in Dongersi Road	D	516	10,500	Do.
	Carried over		10,484	51,807	

APPENDIX H.—Contd.

Serial No.	Particulars.	Ward.	Length in ft.	Approximate cost Rs.	REMARKS.
	Brought over				
17	Enlarging the 4" water main in Hornby Road East footpath by 6" from Gunbow Street to Ghoga Street	A		147	Work postponed to next year.
18	Enlarging the 3" water main to 6" in Mount Pleasant Road from Ridge Road to Napean Sea Road	D	1,940	13,319	Work completed.
19	Providing a 6" water main in Arthur Road East footpath and the new 40 feet Road in Tulsirampada C. I. T. Scheme No. 47	F	926	4,726	Do.
20	Replacing the 4" water main by 6" in Dadar Road from the junction of Naigaum Cross road to Gold Mohur Mills	F	1,805	9,454	Do.
21	Laying a 6" water main in Road No. 2, Naigaum Estate between Morebang Road and Govindji Kini Road	F	1,270	6,646	Do.
22	Laying a 6" water main in Road No. 17, Naigaum Estate between Govindji Kini Road and Dadar Road	F	1,711	9,004	Do.
23	Providing a 6" water main in 30 feet Road between plot No. 53 and 60 leading to Worli view Point in the Worli Estates, Scheme No. 52.	G	1,389	6,440	Do.
24	Providing a 6" water main in Dharavi, Kumbharwada	G	615	3,148	Work in progress.
25	Providing a 6" water main in New Foras Road between Carrol Road and Tulsi Pipe Line Road.	G	1,039	6,871	Work Completed.
26	Providing New Water mains in Mahim District—				
	6" water main in Gokhale Road	G	3,837		
	Do. Road P. P.	G	393	12,858	Do.
	Do. Road Q. Q.	G	334		
27	Extending 6" water main in Palton Road	A	260	667	
	7" MAINS.		25,943	1,25,087	
28	Enlarging the 5" water main in Falkland Road to 7" from Lamington Road to Grant Road.	D	1,923	17,059	Do.
	9" MAINS.		1,923	17,059	
29	Providing 9" water main in Jamshedji Tata Road, Block No. II	A	807	19,042	Do.
30	Providing 9" water main in 50 feet road opposite 1st Marine St. Block No. II.	A	709	3,559	Do.
31	Providing 9" water main in 120 feet Road E.	A	25		Cost of this is included in Item No. 46.
32	Enlarging 6" water main to 9" in Old Hanuman Lane	C	990		
33	Enlarging 6" water main to 9" in Princess Street	C	210	12,750	Do.
34	Replacing the 7" water main by 9" in Gowalia Tank Road from Warden Road to Tardeo Road.	D	3,282	29,538	Do.
35	Enlarging the 6" water main to 9" in Napean Sea Road between Warden Road and Napean Road	D	3,320	24,242	Do.
36	Enlarging the 4" water main to 9" in Peddar Road from Warden Road to Gowalia Tank Road.	D	4,649	34,321	Do.
37	Laying 9" main in Love Grove, Worli	G	299		Work carried out at the cost of C. E.'s Department.
38	Providing 9" main in Globe Mill Lane	G	753	7,499	Work completed.
			15,044	1,30,951	

APPENDIX H.—Contd.

Serial No.	Particulars.	Ward.	Length in ft.	Approximate cost.	Remarks.
	12" MAINS.			Rs.	
39	Laying 12" water main in Esplanade Road	A	9	Cost of this is included in Item No. 46.	Work completed.
40	Replacing the 3" and 6" water mains by 12" in Vithalwady Lane	C	1,023	14,548	Do
41	Replacing the 7" water main by 12" in Warden Road from Gowalia Tank Road to Clark Road.	D	3,997	34,690	Work in progress.
42	Laying 12" main in the Control Room of Malabar Hill Reservoir	D	16	Cost of this is included in Item No. 47.	Work completed.
	18" MAINS.				
43	Laying 18" water main in 120 ft. Road F. (Back Bay)	A	209	Cost included in Item No. 46.	Work completed.
44	Laying 18" water main in Queen's Road and Mayo Road (Back Bay)	A	1,339	2,352	Work in progress.
45	Laying 18" water main in King Edward Memorial Road	F	362	2,352	Work in progress.
	24" MAINS.				
46	Laying 24" water main in 65 feet Road (Back Bay)	A	11	Cost included in Item No. 46.	Work completed.
47	Providing a Cross Connection from the New 30" Trunk Main at Chowpaty Level Crossing. (Back Bay)	D	36	Cost included in Item No. 47.	Do.
	27" MAINS.				
48	Providing 27" water main in 120 feet Road F. (Back Bay)	A	5	Cost included in Item No. 46.	Do.
	30" MAINS.				
49	Providing 30" Trunk Main from the end of Block No. 1 along Marine Street and 120 feet Road opposite Band Stand with cross connection to the existing main near Wellington Fountain	C	5	3,148	Work in progress.
50	Providing 30" Trunk Main from Malabar Hill Reservoir to Block No. 1 with cross connection to 24" main in Church Gate Street	D	2,347	1,14,341	Do.
	OTHER WORKS EXCEPT PIPE LAYING.				
51	Making a Pitometer Survey of the Trunk and distributory mains			20,832	Work completed.
52	Conversion gradually of an adequate number of underground hydrants out of the existing 4,849 underground hydrants into standpost hydrants to prevent pollution of water supply of the City			5,148	Hydrants replaced by S. P. hydrants.
53	Water proofing the Malabar Hill and Bhandarwada Hill Reservoirs with gunite surfacing			2,83,111	Additional work to the extent of Rs. 1,90,000 carried out at Malabar Hill Reservoir.
54	Reconstruction of Trolley track from Ghatkopar to Futka Tank			19,905	Work in progress.
55	Acquisition of Khardi Village with its houses, walls, trees, etc.			291	Work in progress. Notification under Section 4 of Land Acquisition Act given. Rs. 1,90,000 transferred for Reconditioning of Reservoirs.
56	Providing a new Chlorination plant at Tulsi Lake			5,881	Work completed.
57	Providing a water closet at the quarters of the Reservoir attendant at Bhandarwada			200	Work in progress.
58	Providing office and staff quarters for Chlorination staff at the Vehar Lake			251	Work postponed to next year.
59	Renewing 48" S. V. at Bhandarwada Hill Reservoir by an electrically-operated one			5,284	Work in progress.
60	Providing Booster Pumps at Bhandarwada Hill Reservoir for Dongri Area			5,161	Do.
61	Providing additional hydrants and Sluice Valves in Dadar Matunga			9,375	Do.
				3,55,436	

APPENDIX I.

Works carried out of the New Works Current Revenue.

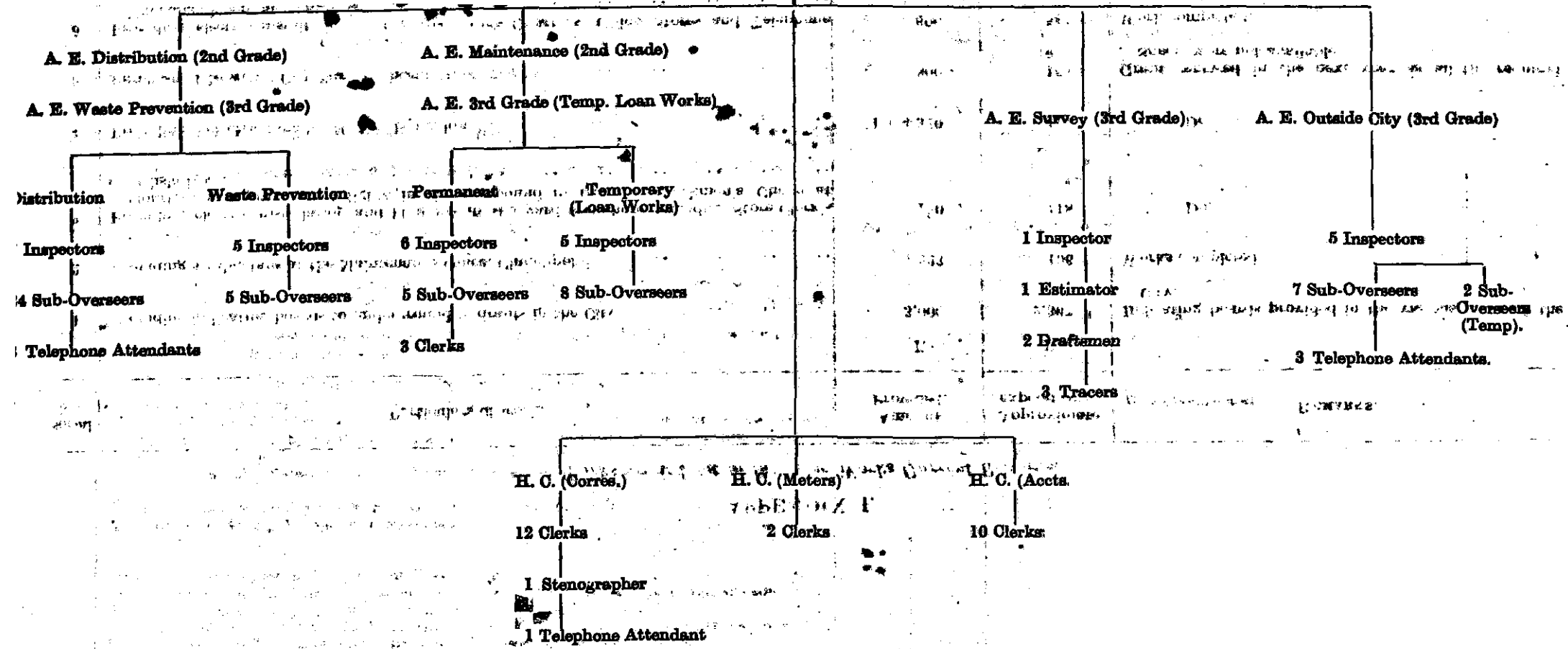
Serial No.	Particulars of work.	Amount Provided.	Approximate expenditure.	REMARKS.
		Rs.	Rs.	
1	Providing indicating boards to underground hydrants in the City	3,000	2,367	Indicating boards provided in the various parts of the City.
2	Providing 4 table fans at the Maintenance Office, Chinchpokli	223	196	Works completed.
3	Providing electric installation and 11 lights in the yard and shops including Store Clerk's Quarters and providing 4 lights in the compound in front of Workmen's Ghawl at Delisle Road	150	118	Do.
4	Providing 5 electric fans for H. E.'s Bungalow	110+320	417	Do.
5	Purchase of Newland City Survey Sheets	800	155	Grant renewed in the next year as all the required Sheets were not available.
6	Providing electric installation in the Inspector's Quarters, Office, Stores and Telephone Exchange Room at Ghatkoper	600	544	Work completed.
		5,203	3,797	

APPENDIX J.

(1938-39.)

HYDRAULIC ENGINEER

Senior Assistant Engineer (1st Grade).



298

FIRE BRIGADE.

No. SR/1135 of 1939-40.

BOMBAY, 31st May 1939.

FROM
THE CHIEF OFFICER,**BOMBAY FIRE BRIGADE,****BYCULLA, BOMBAY.**

To

THE MUNICIPAL COMMISSIONER,**FOR THE CITY OF BOMBAY,****BOMBAY.**

SIR,

I have the honour to submit my Annual Report on the working of the Brigade for the year 1938-39.

Calls.—The number of calls totalled 557 as against 537 in the previous year. Of these calls 479 were received to 373 actual fires, 66 were false alarms and 12 in respect of special services. In some cases more than one call was received for the same fire. Compared with last year the number of actual fires shows an increase of 27. Of the 66 false alarms 36 were found to be malicious (21 by fire alarms and 15 by telephones), 2 were given with good intent and 28 were caused by electrical defects, etc.

Fire Loss.—The estimated loss on account of fire amounted to Rs. 8,36,346 showing a decrease of Rs. 1,62,640 compared with the previous year, and Rs. 5,44,684 below the average of the last three years. Rs. 8,22,800 of the year's loss represented insured and Rs. 13,546 uninsured property whilst the total property at risk was valued at approximately Rs. 9,59,24,635.

Water Supply.—The supply of water throughout the year was satisfactory and the attendance of the Water Department prompt on all occasions. The approximate quantity of water used at fires was 42,47,800 gallons of which 37,41,800 were drawn from mains and 5,06,000 gallons from sea, tanks and wells.

Lives Lost, etc.—Two persons were burned to death and 13 received such injuries that they subsequently succumbed. Twenty-five persons received serious or minor injuries from which they have since recovered. First-Aid to injured persons was rendered by the Brigade on 26 occasions. These particulars refer only to fires at which the Brigade attended.

Fire Alarms.—Fifty-one per cent. of the calls during the year were given through the fire alarm system. The total number of fire alarms in use in the City including 25 private alarms was 188. One arrest was made in connection with malicious interferences with fire alarms and the person concerned was sent to a mental hospital.

Appliances.—Two motor fire pumps and a 50-foot fire escape which were ordered this year have been received and placed in commission. Provision for the purchase of one motor pump to replace one which is unserviceable has been made in the ensuing year's Budget. A proposal for the purchase of one 50-foot fire escape to replace another old escape has been disallowed by the Standing Committee. Reference is again made to this matter with a hope that sanction will be accorded to my proposal.

Stations.—The new station at Gunbow Street which was commenced in the previous year was completed and taken over on the 1st November 1938. One 85-foot Turntable Ladder and a Motor Fire Pump carrying a 50-foot fire escape have been stationed there with a staff of one officer and twenty other ranks.

Part provision has been made in the Loan Works Budget during the year under reference for the construction of a new fire station at Memonwada to replace the existing stations at Bhuleshwar and Babula Tank. It is expected that the work will be commenced during the coming year.

In view of the rapid development in the north of the City, it has become necessary to propose a new fire station to be situated between Worli and Malim and in this connection proposals are being submitted.

The present station at Colaba is in a bad state of repair and the accommodation is inadequate. Proposals for rebuilding this station are also being submitted.

The question of replacing the semi-permanent firemen's quarters at Headquarters Fire Station at Byculla, also requires urgent attention as the present buildings are old, insanitary and badly located. An estimate for repairing these premises was put forward for inclusion in the Budget for 1939-40 but was disallowed.

General.—I proceeded on leave on medical certificate from 15th April 1938 to 16th November 1938 and during this period Mr. P. Scully, the Second Officer, was in charge of the Brigade.

The distance run by the fire appliances to and from 557 calls totalled 4,066 miles.

Inspection of hydrants were regularly carried out and all defects were remedied at once.

Theatres and cinemas were inspected on 97 occasions and 749 inspections of premises were made in connection with dangerous trades during the year.

One instruction class in First-Aid to injured was arranged during the period under review and out of 17 men who appeared for the St. John Ambulance examination 13 passed. About 96 per cent. of the uniformed staff have passed this examination.

Ambulance Service.—Five hundred and twenty-four calls in respect of accidents 640 in respect of maternity cases and 1,883 hire calls were responded to by Brigade Ambulances against 517 for accident, 735 for maternity cases, 1,902 for hire cases during the previous year. 3,017 persons were carried as against 3,222 last year and the total distance run by the Ambulances was 21,668 miles. Receipts for hire cases amounted to Rs. 10,495 as against Rs. 10,466 last year.

First-Aid to injured persons was rendered by the staff on 158 occasions.

In conclusion, I wish to express my thanks to the officers of the Water Department, the Police and the Salvage Corps for their assistance on all occasions.

I have the honour to be,

Sir,

Your most obedient servant,

N. COOMBS,

Chief Officer, Fire Brigade.

REPORTED STRENGTH AND EQUIPMENT OF THE BRIGADE.

Strength.

1 Chief Officer.	27 Motor Drivers.
1 Second Officer.	27 Tindals.
12 Station Officers.	189 Firemen, etc.
1 Motor Mechanic.	1 Turncock.
1 Sub-Officer.	1 Carpenter.
4 Pittars.	

Office Staff—5 Clerks.

Ambulance Staff—6 Motor Drivers and 15 Attendants.

Equipment.

16 Motor Pumps (all fitted with First-Aid appliances, 11 carrying Fire Escapes, 5 Extension Ladders).	6 50-foot Fire Escapes.
1 Trailer Fire Pump.	5 60-foot Fire Escapes.
1 100-foot all metal Turntable Ladder with Pump.	9 Extension Ladders.
1 85-foot Motor Turntable Ladder.	15 Hook Ladders.
1 82-foot Motor Turntable Ladder.	7 Hose Reels.
1 Motor Emergency Tender.	29 Smoke Helmets or Breathing Apparatus.
1 Motor Car.	1 Oxy-Acetylene Cutting Plant.
2 Motor Lories.	1 Foam Generator.
	40,000 feet of Rubber-lined Hose
	Chemical Extinctors and other small Appliances.

6 Motor Ambulances.

APPENDIX I.
BOMBAY FIRE BRIGADE.
Statement showing Distribution of Appliances, Staff, etc.

No.	Stations	APPLIANCES, ETC.													STAFF.								AMBULANCE SERVICE.		REMARKS.
		Motor Pumps. Trailer Fire Pump. Motor Turntable Ladders. Motor Turntable Ladder with Pump. Motor Emergency Tender. Motor Car. Motor Lorries. Fire Escapes. Extension Ladders. Hook Ladders. Hose Reels. Sets of Breathing Apparatus, etc. Oxy-Acetylene Cutting Plant. Foam Generator. Rubber-lined Delivery Hose in 50 feet lengths. Station Officers including Second Officer. Motor Mechanic. Sub-Officer. Fitters. Motor Drivers. Tendals. Firemen, etc. Turncocks. Carpenter. Ambulance Cars. Drivers. Firemen (Attendants)																							
1	Headquarters	4	1	1	1	2	2	4	3	13	1	1	321	4	1	4	13	15	33	1	2	2	2		
2	Alexandra Docks	2						1	1				30				2	2	15				4		
3	Gowalla Tank	1						1		1			45	1			1	1	12						
4	Sewree Cotton Depot	1						1		2	1		30	1			1	1	12						
5	Babula Tank	2						1	1	3	1	1	60	1			2	2	15						
6	Fort	1	1					1	1	2		1	44	1			2	2	15						
7	Colaba	1						1			1		45	1			1	1	12						
10	Dadar	2						1	1	4	1	1	70	1			2	2	15	1		1	2		
11	Bhuleswar	1						1			1		45				1	2	10						
12	Mandvi	1	1					1					30	1			2	2	15						
	Total	16	1	2	1	1	1	2	11	9	15	7	29	1	1	4	27	27	159	1	1	2	2	15	

APPENDIX II.

BOMBAY FIRE BRIGADE.

Summary of Calls to Fires (including False Alarms) showing the Number of Times Appliances of the Fire Brigade attended and were used for Extinguishing Fires during the year 1938-39.

No.	Stations.	Number of Fire Alarms attached.		HOW CALLED.						APPLIANCES ATTENDED.					EXTINGUISHED BY								REMARKS.			
		Fire Brigade.	Private.	By Stranger.	By Fire Alarm.	By Exchange Telephone.	By Police or Salvage Corps.	By Private Telephone.	Total.	Motor Pumps carrying Escape or Ladders.	Trailer Fire Pump.	Motor Turnstile Ladders.	Motor Turnstile Ladder with Pump.	Motor Emergency Tender.	Buckets.	Sand.	Hand Pumps.	Chemical Extinguishers.	First-Aid Appliances.	Hydrants.	Motor Pumps.	Foam Generators.		Automatic Sprinkler Heads actuated.	Smoke Helmets or Breathing Apparatus used.	Fan Blowers used.
1	Headquarters	16	4	7	28	223	258	215	14	..	45	2	2	15	36	53	..	24	1
2	Alexandra Docks	17	1	1	14	15	108	4	1	9	5	6
3	Gowalia Tank	27	3	2	37	39	86	2	9	5	3
4	Sewree Cotton Depot ..	9	4	10	15	..	1	..	26	69	3	49	20	..	63
5	Babula Tank	12	3	5	31	36	224	1	19	13	21
6	Fort	13	6	10	17	27	134	..	31	..	12	13	2	6
7	Colaba	8	1	1	5	..	1	..	7	47	2	1	1	1	1
10	Dadar	32	1	4	33	37	80	1	9	15	15	..	42
11	Bhuleshwar	19	1	5	71	76	122	6	4	21	6	9
12	Mandvi	10	1	3	33	36	98	..	27	..	10	3	15	7	19	1
	Total	163	25	48	284	223	2	..	557	1,181	14	118	45	37	13	113	139	152	..	139	5

APPENDIX III.

BOMBAY FIRE BRIGADE.

Brief Details of the Most Serious Fires of the Year 1938-39.

Date.	Time.	Place.	Business.	Extinguished by	Damage.	Estimated loss. Ra.
2nd June 1938.	1-34 P.M.	Sixth Street, Cotton Depot, Sewree.	Cotton merchant.	Firemen with 5 motor pumps and 2 hydrants. (54 Sprinkler heads actuated.)	About 5,140 bales of pressed cotton damaged by fire, heat, smoke and water in a ground floor building about 100 x 40 feet (used as cotton godown).	50,000
10th December 1938.	12-57 A.M.	Damma Lane, Lower Para.	Spinning and weaving mills.	Firemen with 7A motor pumps and 1 hydrant	A galvanised iron and timber shed building about 300 x 40 feet (used as spinning and weaving mills and offices) and a ground floor building about 300 x 40 feet (used as spinning and weaving mills and electric power sub-station) severely damaged by fire, heat, water and breakage. Most part of roof off. Contents consisting of a large quantity of cotton yarns, cotton waste, machinery, electrical installation, etc., severely by fire, heat, smoke and water	52,000
25th December 1938.	5-37 A.M.	Ohhoi Silk Mills, Superibagh Road.	Spinning and weaving mills.	Firemen with 9A motor pumps.	A ground floor building about 180 x 90 feet (used as spinning and weaving mills) severely damaged by fire, heat, water and breakage. Part of roof off. Contents consisting of a large quantity of artificial silk, machinery and electrical installation severely by fire, heat, smoke and water	1,80,000
12th March 1939.	11-38 A.M.	Beay Road, Sewree.	Cotton press.	Firemen with 8A motor pumps and 3 hydrants.	A large quantity of waste cotton severely damaged by fire, heat, smoke and water in a galvanised iron shed building about 100 x 30 feet (used as godown) and on enclosed ground covering an area of about 140 x 20 feet.	50,000

PUBLIC GARDENS.

No. G/210 of 1939-40.

BOMBAY, 8th July, 1939.

FROM

THE SUPERINTENDENT,

MUNICIPAL GARDENS.

THE MUNICIPAL COMMISSIONER,

FOR THE CITY OF BOMBAY.

SIR, I have the honour to submit the Annual Report on the working of the Municipal Gardens for the year 1938-39.

2. I continued to be in charge of the Gardens Department throughout the year except from 13-2-1939 to 12-3-1939 when I was on leave and Mr. R. P. Vedak, the Assistant Superintendent, was in charge of my duties in addition to his own.

3. The following gardens were maintained during the year under report:—

(1) Victoria Gardens; (2) Elphinstone Circle Garden; (3) Falkland Road Garden; (4) Northbrook Garden; (5) Victoria Square (Bhatia Baugh); (6) Wellington Fountain; (7) Flora Fountain; (8) Queen's Statue; (9) Esplanade Bandstand; (10) Chowpatty Bandstand; (11) Dayam Bagh; (12) King's Circle, Matunga; (13) Tilak Bridge Garden; (14) P. A. Hormusji Garden, Dadar Parsi Colony; (15) The Terrace Garden on the Marina, Worli; (16) The Jacob Circle Garden; (17) Old Jewish Cemetery Garden, Clare Road; (18) Wellington Lines Garden, Cooperage, and (19) Old Hindu Cemetery Garden between plots Nos. 250-251; Scheme No. V, Dadar-Matunga.

4. The number of visitors to the Victoria Gardens during the year was 2,494,680 which shows an increase of 364,538 over the last year's figure. This gives an average of 2,252,968 for the last five years and an average of 6,835 per day during the year.

5. The shrubbery near the entrance and opposite the museum touching the water channel in the south-west was cleared and a portion of it turned into a lawn while the remaining portion added to the entrance to be used as parking place for visitors' cars. The plot between the Superintendent's and the Assistant Superintendent's quarters along the Connaught Road was similarly cleared off and added to the Mayor's Lawn, while the portion of plot between the Sambhur enclosure on the west and the elephant and camel sheds on the east was similarly made available for the public use after removing the undesirable bushes and trees with which it had overgrown.

6. The flower beds in the central avenue, near the Clock Tower and elsewhere made the usual show of bright and variegated colours. The monsoon as well as the winter annuals fared well.

7. Seeds and plants were received and sent in exchange to Mr. S. K. I. Khadar Meera Sahib, Salem; Messrs. E. R. Sampangi & Sons, Bangalore; Mrs. R. E. Lewis, Bombay; The Empress Botanical Gardens, Poona; The Royal Botanic Gardens, Calcutta; Mr. C. Jinnarajadasa of the Theosophical Society, Madras; The Botanic Gardens, Singapore and Mr. C. W. E. Arbuthnot, Bombay. The number of plants and the varieties of seeds received

8. Music performances this year were arranged from the grant of Rs. 5,500 at the usual places. There were 8 band performances at the Victoria Gardens, 6 at Chowpatty Bandstand, 6 at Esplanade Bandstand, 4 at Joseph Baptista Garden, 3 at King's Circle, Matunga; 3 at Parsi Colony, Dadar, and 1 at Sir Phirozshah Mehta Garden. In addition to these there were 3 concerts of Indian Music at the Victoria Gardens and 2 at Chowpatty Bandstand. The 112 performances of radiogram music at different places introduced as an experimental measure proved very popular. They were 36 at the Victoria Gardens, 19 at the Chowpatty Bandstand, 19 at the Esplanade Bandstand, 12 at Joseph Baptista Garden, 12 at King's Circle, Matunga; 12 at the Parsi Colony, Dadar, and 2 at Sir Phirozshah Mehta Garden.

9. The necessary major and minor repairs to the cages and buildings were carried out during the year. The most important under special repairs were the renewing of the remaining portion of the Sambhur enclosure, Connaught Road fencing, putting slabs over the tiger cage, repairing and painting the south-east corner fernery, portions of the conservatory over the gun shed, benches, monkey house, lion cage, eight gallas, sloth bear cage, brown bear cage, ostrich enclosure, deer paddock and providing galvanised iron sheet roof over the parrot cage, all at a total cost of Rs. 8,000. A grant of Rs. 5,000 was provided for repairing the roads in Victoria Gardens. Special repairs were also carried out to the pergolas at King's Circle Garden and barbed wire fencing was provided at Babula Tank Recreation Ground.

10. Among the New Works, a chowky was constructed at the Shivaji Park at a cost of Rs. 450 and construction and enclosing of two tombs in the Victoria Gardens was carried out and completed at a total cost of Rs. 998.

11. Additional work was forced upon the department by an unusual cyclone at the close of the monsoon (6th October 1938) damaging the deer paddock, ostrich enclosure, corner of one of the ferneries, bringing down and breaking some of the trees and dismantling some of the permanent structures. A huge tree in the Elphinstone Circle Garden was uprooted and brought down on the ornamental fencing causing considerable damage in the beginning of the rainy season.

12. The following animals and birds were received as presents to the gardens during the year under report:—

3 Peafowls and 10 rabbits by the Secretary, Bombay Pinjrapole; 2 Jackal cubs by Mr. J. R. Patterson; 1 Duck (common) by Mr. Raja Ahmad; 1 Nilgai by Mr. R. M. Chambarbagwalla; 1 pair Peafowl (common) by Seth Motisha Amichand; 1 Peafowl (common) by Mr. G. Allen; 1 Rabbit by Mr. B. S. Gawade; 1 Peafowl (common) by Mr. K. G. Velinkar; 1 Turtle by Mr. Lack; 1 Peafowl (common) and 2 Chakoor partridges by Daniel Issac of Quetta; 1 Pied crested cuckoo by Mr. C. M. Cook; 1 Four-horned antelope by Mr. Sayad Ally Sayed Mahamed; 1 Rose-crested cockatoo by Mr. Jai Kekhashru Unnawalla; 1 Sambhur deer by Mr. H. J. C. Millet, I.F.S. of Jalgaon; 1 Crocodile baby by Messrs. Patel Bros.; 1 Mongoose by Mr. Bhawoosah Anandao Kakade; 1 Monkey bonnet by Dr. J. B. Watcha; 2 Leopards by H. H. the Maharaja of Devas, Sr.; 1 Leopard cub by Mr. K. S. Chitnavis of Nagpur; 1 Jackal by Mrs. D. Fergus; 1 Hare by Inspector of Police, "L" Division; 1 Spotted deer and 2 rabbits by Mr. Karsondas Vasanji; 1 Parrot (common) by Mr. Sayed Amza Sayed Idoo; 1 Four-horned antelope by Mr. K. S. Lynn; 1 Crocodile baby by Mr. Antony Munaswamy; 1 Rib-faced deer by Mr. F. W. Moses; 1 Four-horned antelope by Mr. B. B. Najare; 1 Nilgai calf by Mr. V. P. Karmarkar; 1 White-crested cockatoo by Mr. S. T. Crewe; 1 Jackal by Mr. Abdul Rahimen; 1 Hare by Mr. Rama Khatroo; 1 pair Peafowl (common) by R. L. N. Dockyard; 1 Stork (white-necked) by the Chief Engineer a.s. *Rajputana*; 3 Alexandrine parakeets, 1 Blossom headed parakeet, 1 Blue Rock parrot, 2 Canaries and 3 Java sparrows by Mrs. Laxmibai Karamsi Dhanji; 1 Palm Civet by Supervisor of Health, "A" Division; 1 Hyena (Indian) by Mr. L. White; 1 Pair baboon and 1 pair Laland dogs by H. E. Sir Arthur Lawrence of British Somali-land; 1 Four-horned antelope by Mr. Nasarwanji J. Retnagar; 1 Camel and a calf by Messrs. S. M. Aboobakar & Bros. in memory of their late father Khan Bahadur Meherbux, Ex-M.L.C. (Punjab), J.P.; 1 Wild Ass by H. H. the Maharajkumar Saheb Vijayarajji of Kutch-Mandvi; 1 Leopard cub by Mrs. E. Sampayo; 1 Rhesus monkey by Mrs. S. M. Mehta; 13 Partridges by Mrs. Meherbai Ardeshin Choksey; 2 Bush quails by Mr. F. C. Kutar; 1 Rhesus monkey by Mr. T. Phillip; 1 Monkey bonnet by Inspector of Police "A" Division; 1 Jackal cub by Mr. J. Smith; 1 Maina (common) by Mr. Jeeva Jitajee; 1 Indian antelope by Mr. Dhanraj R. Trivedi; 1 Guinea-fowl by Mr. Mahomed Arif Farid; 1 Jackal by Mr. C. D. Mehta; 1 Spotted deer by the Proprietor, Ranjeet Movietone; 1 Nilgai calf by Seth Ahmed Moosa Damanwalla; 1 Indian gazella by the Harbour Master, Bombay Port Trust; 30 Rats (Australian) by Mr. P. Simmons and 1 Hare by Mr. M. K. Bharucha.

13. After a lapse of three years the gardens now have an Elephant. It was presented by H. H. the Maharaja of Mysore, is 55 years of age and is called "Begum."

14. The following animals were born and the birds hatched in the Gardens:—

1 Monkey bonnet, 11 Lion cubs, 1 Crab-eating monkey, 3 Tiger cubs, 5 Spotted deer, 2 Hyaena cubs, 8 Leopard cubs, 4 Wild boars, 1 Rib-faced deer, 1 Sambar deer, 2 Indian antelopes, 7 Jackal cubs and 2 Palm civets.

15. The following animals and birds were purchased during the year:—

1 pair Kalij pheasant; 1 pair Malayan Tapirs; 1 pair Binturong; 1 Gibbon; 1 Black leopard; 1 pair Margay; 6 pairs Blossom-headed parakeets; 1 Indian Gazella; 1 pair Tocco Toucan; 1 pair Otter and 1 Rasse. A pair of Giraffes was purchased for Rs. 5,000 and the same are exhibited for the first time in the Bombay Zoo.

16. The following animals were sold during the year:—

4 Lion cubs to the Manager, Sakubai's Lady Circus for Rs. 100 each; 1 pair Spotted deer to Mr. Abdul Wahid of Nairobi for Rs. 80; 1 Leopard cub, 2 Crab-eating monkeys and 2 Rhesus monkeys to Mr. Abdul Majid Ahmed Saheb of Tasgaon for Rs. 40, Rs. 15, and Rs. 10 respectively; 1 Pigeon fan-tailed to Miss Zora for Rs. 1-8; 1 pair Indian antelopes to Mr. Hagenbeck for Rs. 60; 2 Guinea pigs to Mr. A. B. Davar for Rs. 2; 2 Bonnet monkeys young and 2 leopard cubs to Young Indian Joshi's Circus for Rs. 10 and Rs. 100 respectively; 1 Bonnet monkey to Mr. Tanoo Ganpat for Rs. 5; 1 Langoor monkey (young) to the Proprietor, Bhavnani Movietone for Rs. 5; 1 Spotted deer to the Proprietor, Ranjit Movietone for Rs. 60; 4 Guinea pigs to Dr. H. H. Gohean for Rs. 4; 1 Goose common to the Cambay State for Rs. 5; 1 Langoor monkey to Mr. Ahmed Fatah for Rs. 10; 2 Crab-eating monkeys (young) to Mr. O. N. Dheer of Bharatpore State for Rs. 20 and 2 Guinea pigs to Mr. Batlibhoj for Rs. 2.

17. The following animals and birds were received in exchange:—

3 Indian antelopes from the Baroda Zoo.

18. The following animals were given in exchange:—

1 pair Spotted deer to the Baroda Zoo.

19. The following animals and birds died during the year:—

1 Monal pheasant; 1 Fire-back pheasant; 2 Gold pheasants; 1 Swan white; 1 Pintailed duck; 1 Canadian goose; 2 Rose-crested cockatoos; 2 Pea fowls common; 1 Burmese pea fowl; 1 King parrot; 1 Rhea; 1 Black-headed Ibis; 5 Parrots common; 1 Stork white-necked; 1 Brahamani duck; 1 Pigeon fan-tailed; 2 Silver pheasants; 1 Black thrush; 1 Sarus crane; 2 Ducks common; 1 Shell drake; 1 Duck nuda; 1 Blossom-headed parakeets; 2 Geese common; 1 Tocco toucan; 1 Bulbul red vented; 1 Pintailed duck; 1 Blue rock parrot; 1 Swan black; 1 Pochard; 1 Pleura partridge; 1 Currasow; 1 Chakoor partridge; 11 Monkeys bonnet; 2 Wild cats; 6 Four-horned antelopes; 1 Persian cat; 8 Jackals; 6 Leopard cubs; 1 Turtle; 1 Tigress; 2 Tiger cubs; 3 Hyaenas Indian; 1 Indian Gazella; 2 Mongooses; 1 Langoor monkey; 1 Monkey Patas; 1 Margay; 6 Lion cubs; 2 Gibbons white-browed; 1 Tapir; 1 Lioness; 3 Spotted deer; 3 Indian antelopes; 2 Rib-faced deer; 2 Laland dogs; 1 Lizard; 1 Azorus agouty; 1 Monkey rhesus; 1 Cannibal monkey; 1 Persian Ibex; 1 Crab-eating monkey; 1 Binturong and 1 Hog deer.

20. The following animals were given as presents from these gardens during the year:—

6 Rhesus monkeys to Dr. Dixit, Pathologist, Government Laboratory, Parel and one male tiger cub to the Zoological Gardens, Ohio, U.S.A., on behalf of Mr. J. K. Secor who had parted with his tiger Jimmy for us on the understanding that a pair from its progeny would be spared for him.

21. Our thanks are due to the Dean and staff of the Gordhandas Sunderdas Medical College, the Principal Veterinary College and the Professor of Pathology, King Edward Memorial Hospital, Parel, for performing post mortem and bacteriological examination of the animals sent to them from time to time.

22. A number of specimens of animals and birds were sent for the study of comparative anatomy to the museum section of the Gordhandas Sunderdas Medical College, the Bombay Natural History Society and the St. Xavier's College, Bombay.

23. Our thanks are also due to Messrs. Mackinnon Mackenzie & Co., Ltd., to Messrs. Forbes Forbes Campbell & Co., Ltd., to Messrs. Killick Nixon & Co., Ltd., and to Messrs. Turner Morrison & Co., Ltd., for giving us free transhipment for our plants and animals on the P. & O. and B. I. S. N. Co.'s, the Ellerman & Bucknall Co.'s, the B. S. N. Co.'s Ltd., and the Moghul Line Co.'s vessels, respectively. It still remains a matter of regret that the same consideration is not shown by the railways.

24. Among the prominent visitors to the Gardens mention may be made of H. H. the Maharani of Tonkraj State, H. H. the Maharani of Radhanpur State, H. H. the Nawab of Datis State, H. H. the Maharani of Palitana State, H. H. the Maharaja of Kolhapur, H. H. the Maharaja of Partabgarh, His Excellency Sir Roger Lumley, Mrs. McEwen and 25 Kumars of the Daly College, Indore, who were all conducted round and shown both the botanical and zoological sections.

25. The following recreation grounds and open spaces were maintained during the year:—

(1) Babula Tank; (2) Hamal Wadi; (3) Cavel Street; (4) Gowalia Tank Playground; (5) Mustanshah Tank Playground; (6) Gilder Tank Playground; (7) Playground at 2nd Peerkhan Street; (8) Nawab Tank; (9) Nowroji Hill Estate; (10) Tank Square; (11) Willingdon Memorial Playground; (12) Bombay Working-Men's Institute, Parel; (13) Nowroji Hill Estate Playground opposite the Old Omerkhadi Jail; (14) 3 small gardens in Dadar Parsi Colony, and 4 at Matunga near King's Circle; (15) Recreation ground near the Goods Yard in the Dadar Hindu Colony; (16) Gokhale Park at Parel; (17) Bhoiwada Playground; (18) Lal-bagh Recreation ground; (19) Golpitha Recreation ground; (20) Bhendi Bazar Recreation ground; (21) Recreation ground near the old office of the City Improvement Trust Engineer, Matunga; (22) Three small gardens near the Dadar Parsi Colony Bandstand; (23) The hedges along the Cruickshank Road footpath; (24) The Recreation gardens (five plots) in the vicinity of Lady Jehangir Road at Dadar-Matunga; and (25) Quadrant to the East of Plot No. 602, Dadar-Matunga.

26. The directed games at Mastanshah Tank, Gilder Tank and Willingdon Memorial Playgrounds organised and staffed by the Young Men's Christian Association in co-operation with this department proved to be as popular as before. The important value of the playground service has been its considerable influence in creating extended interest in such games as Basket-Ball, Volley Ball and Playground Baseball. These games are providing the solution to the problem of healthy recreation in congested areas, where economy of space and cost are vital factors. It becomes possible to make daily play provision for five hundred at a cost considerably below that which is necessary for twenty-two players to participate occasionally in football, cricket and hockey. If ever there was necessity of yielding up traditional ideas, that necessity has become strikingly apparent in relation to our traditional forms of recreation.

27. All the tournaments were carried through with great success. The Mastanshah Bagh have the distinction of winning eight championships. There were three notable successes in the Presidency Olympic Games by members of the Playgrounds who won the following events:

15,000 Metres Road Race—1st Place.

10,000 Metres Road Race—1st Place.

10,000 Metres Walking Race—1st Place.

The aggregate attendance during 1938 was over 7,00,000; 12 tournaments were organised with 102 teams competing; while teams from the playgrounds competed in all the Open Volley Ball tournaments, winning the Hindu Gymkhana Cup, the Matunga Cup, the Clerk Cup and the General Motors Cup.

28. The Cricket practice pitches at the Gowalia Tank Maidan continued to be very popular and the demand for them has now become so great that many applications have to be refused for want of space.

29. It is gratifying to note that the playground at 2nd Peerkhan Street at Nagpada is being well patronized since it was handed over to Dr. Manshardt the Director of the Nagpada Neighbourhood House, in January 1935.

30. The Budget Grants and the actual expenditure incurred by the Gardens Department in the year 1938-39 were :—

Names of Gardens.	Budget grant.	Expenditure.	Remarks.
	Rs.	Rs.	
(a) Victoria Gardens	1,19,694	1,07,197 13 8 3,842 1 0	Actually spent. Liabilities incurred.
		1,11,039 14 8	
(b) Miscellaneous Gardens	37,351	33,462 2 7 1,358 15 0	Actually spent. Liabilities incurred.
		34,821 1 7	
B. New Gardens, Recreation Grounds	6,712	5,567 5 0 621 15 3	Actually spent. Liabilities incurred.
		6,189 4 3	
New Works	1,868	1,648 2 0 Nil.	Actually spent. Liabilities incurred.
		1,648 2 0	
Additional Work	5,147	Nil. 5,147 0 0	Actually spent. Liabilities incurred.
		5,147 0 0	
Loan Works	7,000	Nil. 7,000 0 0	Actually spent. Liabilities incurred.
		7,000 0 0	
	1,71,772	1,65,827 6 6	

31. I cannot conclude this report without expressing my thanks to all my assistants and staff for the co-operation and help they have given me.

I have the honour to be,

Sir,

Your most obedient servant,

D. I. AHMADI,

Superintendent, Municipal Gardens.

VICTORIA AND ALBERT MUSEUM

No. C.M./2458 of 1939-40.

BOMBAY, 18th May 1939.

FROM

THE CURATOR,

VICTORIA AND ALBERT MUSEUM,

BOMBAY.

TO

THE MUNICIPAL COMMISSIONER,

BOMBAY MUNICIPALITY,

BOMBAY.

SIR,

I have the honour to submit the following Annual Report of work done in the Victoria and Albert Museum during the year ending 31st March 1939, as written by Mr. D. A. Pai, in charge of the Museum during the year under report.

The following table gives a comparative statement of the number of visitors to the Museum, during the past two years :—

Year.	No. of days the Museum was open.	Total No. of visitors during the year.	Daily average.
1937-38	311	1,346,113	4,328
1938-39	311	1,479,690	4,758

It will be noticed from the statement that the Museum has continued to be popular amongst the inhabitants of the City, and that their interest in it has been steadily maintained.

The work of keeping the collection of specimens and its equipment in a state of perfect order and cleanliness was carried out as usual. As stated in the last year's Report, improvement in arranging specimens, and labelling them was carried out as far as possible. The collection of pictorial views of Old Bombay was thoroughly overhauled and rearranged. Enlargements of nearly 70 photographs of old views of the City were made, and these have been now put up. Descriptive labels for the several pictures were revised and retyped, and put up in the respective frames with a view to providing ready reference to the visitor whilst he is looking at it, instead of his having to go through the pages of the Catalogue.

Changes as approved by the Deputy Municipal Commissioner were made with a view to improve the old arrangement of specimens in some cases since they contained a few specimens, which, according to the modern notions of Museum administration, had no claim for exhibition, due to want of artistic merit. These have been removed, and await their final disposal through the Storekeeper of the Municipality. The object of their removal is to allow more space for other specimens of good quality and workmanship. This work has been partially carried out.

The following specimens were purchased during the year under report :—

Two Enlargements of photographs of mezzotint pictures of the Durbar scenes of the Emperor Shah-Jehan.

One Enlargement of a photograph of a mezzotint picture of a domestic scene of Aurangzeb's Court.

Eight specimens of leather-work artistically embossed by students of the Theosophical School for boys at Benares.

Two old specimens of copper-ware, one Devacha khajina and the other an old Indian lamp.

One old specimen of the image of the Goddess Annapurna.

Twenty steel engravings of pictorial views of Himalayan scenery, sketches made a century back depicting the dress, mode of life, domestic surroundings, etc., of the old Gurkhas and other tribes living in the Himalayas.

Six specimens of Kashmer work consisting of boxes, vases, etc., after the style of painting peculiar to Kashmer, showing the fauna and flora of the land and one Walnut-wood box ornamented with traces of foliage skillfully carved.

One specimen of a Hand-loom Carpet manufactured at the Bhavani Carpet Manufacturing Works.

Six photographs of the Old East Indiamen were presented by Mr. B. A. Wadia, to whom my thanks are due. These ships were mostly built in Bombay by one of his ancestors.

On the suggestion of the late Commissioner of Excise, Bombay, small wooden stands were made and fitted to cases where required in order to enable young children to mount and view the pictorial work in show-cases in its entirety.

Two teakwood show-cases fitted with glass on the outside and with glass shelves were made to receive the collections of Ivory paintings and photographs on metal of some of the old historical buildings in India.

A large teakwood stand for exhibiting specimens of artistic copper-ware made in India was prepared to receive the collection.

Two small stands for exhibiting specimens of agricultural interest with a view to their better display were made to fit in the respective cases.

The following books were purchased for the Museum library :—

The Life of Gautama Buddha, Cultural History of India by H. G. Rawlinson, Essays on Mogul Art by W. E. Gladstone Solomon, Pictorial Knowledge in 7 Volumes by H. A. Pollock, Indian Sculpture and Painting by K. Khandalavala, British Social Life in India by D. Kincaid, and History of Zoroastrianism by Dastur Dhallal.

One copy of the History of the Bene Israel Community of India by H. S. Kehimkar, was presented by Mr. D. S. Laud, Superintendent of Markets, Bombay Municipality.

With a view to find out the extent to which the Museum is taken advantage of by students attending the Primary and Secondary schools in the City, a register of the number of school-going population visiting the Museum has been opened from the month of October last, and it is observed that the number of boys and girls coming from such schools situated in the several parts of the City and the Suburban districts was 3,466 representing 70 different institutions.

In conclusion, as this is my last report, I wish to take the opportunity of offering my thanks to the members of the staff for the ready and willing co-operation they offered in bringing the Museum to its present level.

I have the honour to be,

Sir,

Your most obedient servant,

S. C. UPADHYAYA,

Curator,

Victoria and Albert Museum, Bombay.

GENERAL STORES

No. S/4041/SR of 1939-40.

BOMBAY, 8/A July 1939.

FROM

THE CHIEF STOREKEEPER,

BOMBAY MUNICIPALITY.

To

THE MUNICIPAL COMMISSIONER

FOR THE CITY OF BOMBAY.

SIR,

I have the honour to submit the Annual Report on the working of the Stores Department during the year 1938-39.

Tenders were invited during the course of the year for the purchase of stores in about 201 cases as against 327 cases in the preceding year.

The total purchases during the year including articles received from various other departments on Return Stores memo, amounted to Rs. 15.13 lakhs as against Rs. 15.40 lakhs for the preceding year. This small decrease in value may be ascribed to the levelling down of prices of commodities required by the various consuming departments of the Municipality.

The balance of stock in hand stood at Rs. 6.57 lakhs at the close of the year, against Rs. 5.60 lakhs at the commencement of the year. The value of Surplus and Obsolete Stores (General) stood at Rs. 40,349-5-5 at the commencement of the year, and by utilising these stores whenever possible the value thereof declined to Rs. 35,617-2-4 at the close of the year under review.

There was absolutely no draw-off during this year also, from the Line Suspense Account, Surplus and Obsolete, with the result that the stock in hand against this head remained at the same figure of Rs. 27,923-14-4. Articles booked under this head being serviceable, could not be sold off in accordance with Standing Committee Resolution No. 385 of 7th July 1937.

Unserviceable Kennedy water meters, Frost water meters, and galvanized fittings valued at Rs. 9,664 were sold during the year under review, and other articles of this nature which have not been used for the past several years are being scrutinized to see whether they are serviceable or not, and as a result thereof action will be taken to dispose of such of the articles as are pronounced unserviceable.

The cost of Indian and of foreign articles purchased during the year under review are respectively as under :-

(A) Indian-made articles.		Rs.
Water works castings (Special)		64,842
Gas brooms		6,213
Brushes		2,360
S. M. sections, corrugated and plain sheets		32,968
Coir and rubber goods		709
Oil, castor, coconut and sweet		2,538
Cement		2,38,567
C. I. pipes, tubes and hydrants		3,51,466
Closable gratings and manhole frames and covers		50,368
Hume pipes		35,727

(A) Indian-made articles.

S. W. pipes	53,854
Timber	69,321
Drainage castings (Misc.)	8,826
Disinfectants	17,877
Hospital clothing, uniforms, etc.	49,107
Monsoon requirements	12,967
Lead, pig	16,820
Paint, varnish, etc.	9,820
Vent shafts and other galvanized tin articles, dust-bins	6,618
Baskets, bamboo and cane	12,544
Soap, soda, etc.	7,976
Canvas	2,744
Charcoal and firewood	5,162
Hardware and plumbers' stores	9,700
Rain water and soil pipes	1,120
Miscellaneous	1,23,080
Total	Rs. 11,93,034

(B) Foreign articles.

Galvanized pipes, fittings and brass fittings	63,081
Meter parts	85,199
Bolts and nuts	2,046
Belting, patent and hair	1,125
Cables and wires	5,631
Electric lamps and accessories	14,273
Road fabric	6,542
S. M. plates	8,300
Plywood sheets	464
Motor parts	3,582
Nails and rivets	2,165
Oils, kerosene, lubricating, etc.	42,496
Grease	2,321
Sluice valves	21,062
Hose, canvas and rubber	20,621
Spare parts of stone crushers	15,344
Steel cast	1,575
Tools, augers and spanners	4,913
Screws	1,431
Brushes, wire, etc.	1,758
Files	919
Motor accessories	1,780
Enamel ware and lamp ware	3,431
Nails for bullock shoes	1,106
Miscellaneous	8,791
Total	Rs. 3,19,950

The following important contracts were entered into during the year:

1. Hose, canvas and rubber; 2. Disinfectants; 3. C. I. frames and covers, gratings, etc.; 4. C. I. pipes and fittings; 5. Hydrants and sluice valves; 6. C. I. boxes and chambers; 7. Timber of sorts; 8. Hospital clothing; 9. Uniforms to staff; 10. Baskets, bamboo and cane; 11. Brooms, Goa and Date; 12. Brushes, sweeping; 13. S. W. pipes and fittings; 14. Monsoon requirements; 15. Motor oils and lubricants

and oil kerosene; 16. Galvanized pipes and fittings; 17. Brass fittings such as stop cocks, ferrules, etc.; 18. Motor tyres and tubes; 19. Iron and steel mild sections, plates, etc.; 20. Soap, soda washing, etc.; 21. Oil furnace; 22. Vegetable and mineral oils; 23. Canvas and paulins; 24. Paints and oils; 25. Electric goods; 26. Motor accessories; 27. Lead wool; and 28. Cement.

The number of annual contracts entered into during the year was 149, besides special contracts for the supply of the following articles:—

C. I. pipes of various sizes, S. W. and hume pipes and fittings of sizes, C. I. stand post hydrants and stand posts, C. I. bends, tees, branches, sluice valves of various sizes, Patel pattern water entrances, special iron castings, teakwood sleepers, lead pig, etc.

Articles returned by the departments on Return Stores memos were carefully scrutinized, and only those in constant use were accepted at full value.

8,378 orders for the purchase of stores were placed with the contractors and other dealers, against 9,086 in the preceding year.

All articles received were carefully compared with the approved samples, and in cases where they did not come up to the standard of samples they were either rejected or accepted at lower rates.

About 29,015 Indents and Sales memos for articles from various departments were handled during the year under review, against 29,727 in the previous year. Sufficient stock was maintained to avoid delay in complying with indents, but scrupulous care was exercised to avoid over-stocking of any goods. Articles indented for, which were not held in stock at the time, were secured from the market as early as possible at competitive rates. The system of inviting quotations even for small purchases was continued.

Sales to Municipal Works contractors were made to them at purchase prices, without adding supervision charges. This enabled the contractors to offer favourable rates in connection with their tenders for Municipal construction works. There was a great demand for dust bins from house owners, and these were sold at the rate of Rs. 1-13-0 each, including 10 per cent. supervision charges, as against Rs. 1-8-0 each in the previous year. The increase in the rate was due to the higher market rate for galvanized sheets during the period under review.

As was done in previous years, C. I. and other scrap metal received from different departments was sold from time to time by obtaining private offers from dealers interested in these materials. Owing to the downward trend in the prices for scrap, the sale prices realized were not as high as in the previous year. The minimum price obtained for C. I. pipe scrap during the year under review was Rs. 20 per ton while the maximum rate obtained was Rs. 45 per ton. The corresponding minimum and maximum prices for this scrap during the previous official year were Rs. 46 per ton and Rs. 62 per ton, respectively.

The departmental verification of stores was conducted throughout the year, and no appreciable difference in stock was noted. The stock verification by the Municipal Stock Verifier was in progress at the Central Stores at the time of the closing of the year.

The total establishment charges worked out to about 2 per cent. of the total turn-over of the Stores Department during the year, which represents a considerable diminution over the percentage of the previous years. The total turn-over of the department during the year was Rs. 29.32 lakhs against Rs. 29.40 lakhs for the year 1937-38.

I append hereto a statement of stores transactions during the year under review as required by Clause XXIX of the Stores Audit Manual (Appendix 'O'), as well as one showing the details of the stock in hand at the close of the year.

I have the honour to be,

Sir,

Your most obedient servant,

A. P. SALDANHA,

Chief Storekeeper.

APPENDIX "O"

Particulars.	General Stores.			General Surplus and Obsolete Stores.			Capital Stores.			Line Suspense Stores (General).			Line Suspense, Surplus and Obsolete Stores.			Total.		
	Rs.	a.	p.	Rs.	a.	p.	Rs.	a.	p.	Rs.	a.	p.	Rs.	a.	p.	Rs.	a.	p.
Value of stores on hand on 1st April 1938	2,19,432	0	2	40,349	5	5	1,89,234	4	3	85,643	0	5	27,923	14	4	5,62,582	9	2
Value of stores receipts including transfers during 1938-39 ..	7,97,711	10	9	1,626	15	8	7,14,392	6	0							15,13,731	0	3
Total	10,17,143	11	6	41,976	4	11	9,03,626	10	3	85,643	0	5	27,923	14	4	20,76,313	9	5
<i>Less :—</i> Value of stores issued, including transfers during 1938-39 ..	7,46,894	9	8	6,359	2		6,63,446	5	0	2,354	10	2				14,19,054	11	5
Balance on 1st April 1939 ..	2,70,249	1	10	35,617	2	4	2,40,180	5	3	83,288	6	3	27,923	14	4	6,57,258	14	0

A. P. SALDHANA,

Statement showing the details of stock held on 31st March 1939.

<i>Capital Account :—</i>		Ra.	
C. I. pipes, tubes, hydrants, manhole frames and covers	2,24,495		
Sluice valves and other W. W. castings ..	6,747		
S. W. pipes and fittings	8,938		
	<hr/>		Total Ra. 2,40,180
<i>Income Suspense Account :—</i>			
Water works castings on the line			" " 1,11,212
<i>General Account :—</i>			
Galvanized pipes, fittings and brass fittings	31,709		
Meter spares and meters	73,458		
Cast iron specials	62,365		
Bolts and nuts	2,104		
Goa brooms	686		
Cables and wires	2,481		
Electric lamps and accessories	3,048		
Files and rasps	408		
S. M. sections, corrugated plain sheets, lead pipes and zinc sheets and S. M. plates	4,249		
Coir goods and tin articles	284		
Motor spares	7,268		
Nuts, rivets and nails	893		
Oil, castor, cocoanut and sweet	533		
Kerosene oil	757		
Lubricating oils, etc.	2,292		
Timber	6,846		
Drainage castings	4,043		
Disinfectants	406		
Clothing materials	802		
Hose, canvas and rubber	441		
Spare parts of stone crushers	10,851		
Lead pig	17,807		
Miscellaneous	72,135		
	<hr/>		" " 3,05,866
			Total Ra. 6,57,258

A. P. SALDANHA,
Chief Storekeeper.

LICENCE DEPARTMENT

No. L/3535/So. of 1938-40.

BOMBAY, 18th July 1939.

FROM

THE SUPERINTENDENT OF LICENCES.

To
 THE MUNICIPAL COMMISSIONER
 FOR THE CITY OF BOMBAY.

Subject:—Annual Report for the year 1938-39.

SIR,

I have the honour to submit the Annual Report on the working of the Licence Department for the year 1938-39.

1. I was in charge of the Department throughout the year.

2. Licences under Sections 394 and 412A, and Permits under Sections 390 and 393.—The total number of Licences and Permits issued under these Sections during the year was 22,632 and the fees realised therefrom amounted to Rs. 2,06,549-15-0. These figures compare with those of the preceding two years as under:

Particulars	No. of Licences and Permits.			Amount of Fees Recovered.		
	1936-37.	1937-38.	1938-39.	1936-37.	1937-38.	1938-39.
				Rs. a. p.	Rs. a. p.	Rs. a. p.
Commodities or trades (Section 394)	18,560	19,325	20,171	1,75,375 9 0	1,76,892 2 0	1,94,795 3 0
Steam whistle, blowing of (Section 393)	36	40	39	360 0 0	352 3 0	390 0 0
Milk products, Ghee and Butter (Section 412A).	2,059	2,132	2,127	5,418 0 0	5,490 0 0	5,667 8 0
Factories (Section 390)	348	297	295	6,804 8 0	5,901 4 0	5,697 4 0
Total	21,003	21,794	22,632	1,87,958 1 0	1,88,465 14 0	2,06,549 15 0

It may be noted that the number of licences and permits increased by 1,629 and the revenue therefrom by Rs. 18,591 during the triennium.

3. During the year of report, the number of permits issued under Section 390 was less by 2, while the receipts therefrom fell by Rs. 204. The greater fall in receipts than in the number of permits was due to less number of fresh permits (for which the fee is Rs. 25) having been issued than in the preceding year and more old permits having been transferred to new parties (for which the fee is only Rs. 2). However, the number of licences issued under Sections 393, 394 and 412A, advanced by 840 and the fees therefrom by Rs. 18,288-1-0. The latter amount includes Rs. 7,490-0-0 recovered by way of composition against Rs. 6,177-8-0 so recovered in 1937-38.

4. The major increases or decreases in the number of licences issued are shown below:—

Bidis (Indigenous cigarettes) Mfg.	+ 48
Carbide of Calcium (retail)	+ 15
Charcoal	+ 139
Chemicals	+ 12
Eating Houses	+ 58
Fireworks (retail)	+ 35
Firewood (wholesale)	- 15
Grain-parching	+ 13
Gunny bags	+ 10
Hair-dressing saloons	+ 80
Matches (retail)	+ 166
Matches (Bengal) keeping (retail)	+ 26
Noisy trades	+ 51
Oils (keeping)	+ 125
Oil seeds	+ 56
Paints	+ 10
Oil kerosene (retail)	- 13
Sweetmeat (manufacturing and keeping)	+ 32
Timber	- 69

The increases in the licences for keeping Charcoal, Eating Houses, Hair-dressing Saloons, Matches, Oils, Oil Seeds and Conducting Noisy Trades are noteworthy. The increase in licences for keeping oil is due to non-dangerous petroleum being licensed as "Oil Other

Sorts' instead of as 'Non-dangerous Petroleum' on account of some lacuna in the Government of India Notification No. M.826 dated 16th June 1937, issued under Section 31 of the Indian Petroleum Act. This flaw has since been rectified, on our representation, by Government of India Notification No. M.826 dated 23rd May 1938. The increases in the other items are due to the peculiar nature of the trades, which reacts most readily to the economic conditions in the City. The decrease in the licences for timber was due perhaps to the slowing down of building activities after reaching the peak.

6. The licence fees outstanding on the 31st of March 1939 amounted to Rs. 1,000-7-0 (in respect of 142 licences) as against Rs. 600-12-0 (in respect of 128 licences) on the 31st March 1938. Licence fees amounting to Rs. 55-0-0 recovered in excess were refunded during the year. The loss of revenue incidental to the disuse or demolition of old licensed places or their diversion to uses not entailing a licence amounted to Rs. 19,165-0-0 against Rs. 17,862-4-0 in the preceding year. No licence was revoked during the year. Miscellaneous receipts amounted to Rs. 184-2-0 against Rs. 206-0-0 in the preceding year.

7. 72 licences were issued for the trade of farriers against 70 in the preceding year. 17 farriers were prosecuted for carrying on the trade without a licence, of whom 2 were convicted and fined Rs. 45-0-0 in the aggregate; 10 cases were withdrawn on payment of licence fees, and 5 were pending at the close of the year. In this connection, the co-operation of the Society of the Honorary Presidency Magistrates and of the Society for the Prevention of Cruelty to Animals in roping in unlicensed farriers deserves mention.

8. *Permits under Sections 328 and 328A* :—The total number of permits for advertisements issued under these Sections during the year of report was 3,034 and the receipts therefrom amounted to Rs. 96,512-14-4. These results compare with the preceding two years as under :—

Particulars.	No. of Permits Issued.			Amount of Fees Collected.		
	1936-37.	1937-38.	1938-39.	1936-37.	1937-38.	1938-39.
Wall posters, boardings and boards	1,005	915	921	Rs. 22,231 12 0	26,948 15 0	32,514 2 0
Moveable boards on handcarts, &c.	628	589	539	16,440 6 0	17,804 13 0	26,440 10 8
Illuminated sky signs and advertisements	602	844	1,094	24,043 2 9	22,430 11 5	27,448 8 10
Non-illuminated sky signs and advertisements	383	585	431	2,584 5 0	2,959 11 0	4,978 15 10
Non-illuminated kiosks	14	12	10	3,937 0 0	3,880 0 0	2,758 12 0
(kiosks)	3,144	3,104	2,207	8 1/2		
Wall paintings	27	42	36	528 0 0	395 0 0	398 4 0
Auctioneers	2	3	3	200 0 0	300 0 0	300 0 0
Space rent				322 12 0	381 1 0	174 0 0
Composition for delayed payments				650 8 0	884 7 0	1,604 10 0
Total	2,859	2,790	3,034	71,937 11 3	75,764 13 5	96,512 14 4

The foregoing statement shows that the number of permits increased by 375 and the revenue therefrom by Rs. 24,575-0-0 during the triennium. The year of report shows marked advance over the preceding year in that the number of permits issued for display of advertisements rose from 2,790 to 3,034 and the revenue therefrom from Rs. 75,764-13-5 to Rs. 96,512-14-4. This increase may be attributed to the closer supervision rendered possible by the appointment of additional staff (three Inspectors, two Clerks and four Peons) under Standing Committee Resolution No. 791 dated 12th October 1938 and Corporation Resolution No. 628 of 10th November 1938.

9. *Licences under Sections 313, 313A and 313B* :—The total number of hawker and squatter licences issued during the year was 32,109 and the fees therefrom amounted to Rs. 1,32,500-0-0. The removal charges recovered under Section 490 amounted to Rs. 23,857-11-0. These figures compare with those of the preceding two years as follows :—

Particulars.	No. of Licences Issued.			Amount of Fees Collected.		
	1936-37.	1937-38.	1938-39.	1936-37.	1937-38.	1938-39.
Squatters' fees collected in Reserved Areas under Sections 313 and 313B	23,359	24,953	25,154	Rs. 1,02,081 0 0	1,07,105 8 0	1,10,359 0 0
Fees received from itinerant hawkers' licences under Section 313A	5,233	5,735	6,955	16,451 0 0	17,826 0 0	22,141 0 0
Total	28,592	30,688	32,109	1,18,532 0 0	1,24,931 8 0	1,32,500 0 0
Recovery of expenses under Section 490 for removal of encroachments under Section 314				11,195 13 0	17,475 8 0	23,857 11 0
Grand Total	28,592	30,688	32,109	1,29,727 13 0	1,42,406 13 0	1,56,357 11 0

It may be noted that the number of licences increased by 3,517 and the revenue therefrom, including the removal charges, by Rs. 26,630-0-0 during the triennium.

10. The number of prosecutions launched during the year of report and the result thereof as compared with those of the preceding two years are as under:

Year	Offence against Section	Total No. of cases filed.	No. of cases withdrawn on compliance with law.	No. of cases which resulted in conviction.	Amount of fine inflicted.	No. of cases which resulted in acquittal.	No. of cases remaining undisposed on 31st March 1939.
1936-37	394	2,467	2,184	317	2,928 8 0	12	152
1937-38	"	2,532	2,100	422	4,516 8 0	11	161
1938-39	"	2,004	1,657*	378	5,749 8 0	1	139
1936-37	328-328A	1,455	1,164	126	589 0 0	4	300
1937-38	"	827	648	18	284 0 0	1	465
1938-39	"	1,460	1,279*	44	459 0 0	2	600
1936-37	412A	304	291	(5)	18 8 0		8
1937-38	"	233	230	10	120 0 0		1
1938-39	"	155	138*	14	73 0 0		9
1936-37	392						
1937-38	"						
1938-39	"						
1936-37	313-313A						
1937-38	"						
1938-39	"						
1936-37	6 & 11 of Indian Petroleum Act.						
1937-38	"						
1938-39	"						

*Out of 3,069 cases withdrawn, 2,730 were for non-payment of licence fees, on payment of which the cases were withdrawn.

11. Criminal Prosecutions:—Five prosecutions were launched against in all seven persons for assault; out of these, three persons were convicted, two acquitted and two warned and discharged.

12. A statement showing (1) details of fees derived from the issue of permits under Sections 390 and 393 and the licences issued under Sections 394 and 412A, and (2) a summary of the total revenue derived from all sources is appended hereto.

13. General:—The year under report was of sustained progress. The aggregate revenue of the Department advanced from Rs. 4,06,844-0-0 to Rs. 4,59,604-10-4, showing an improvement by 12.96 per cent. The revised Schedule of fees sanctioned by Corporation Resolution No. 604 dated 15th November 1937, was brought into force from 1st April 1938. Shooting of cinema films came to be licensed for the first time during the year under report and five film studios were licensed. The arrangements with the Publicity Society of India in regard to their display of advertisements on (i) tramcars and buses and (ii) tramway shelters were revised by Corporation Resolution No. 213 of 6th July 1938 and were brought into effect from 1st October 1938 and 1st August 1938 respectively, resulting in some increase in revenue to the Municipality. Section 313 B was enacted by Bombay Act V of 1938 making roadside barbers, cobblers and such other craftsmen licensable. Draft Amendments to the Municipal Act in regard to licensing of trades and control of advertisements were under way. The staff worked satisfactorily.

I have the honour to be,

Sir,

Your most obedient servant,

L. S. KAGAL,

Statement showing (1) the number of permits and licences issued; (2) the trades licensed under Sections 393, 394 and 412A and (3) the amount of fees collected during the year 1938-39.

Number of licences issued.	Nature of trade or commodity.	Licence fees.		
		Rs.	a.	p.
13	Acetylene gas (keeping)	157	0	0
36	Aerated waters (manufacturing)	1,262	8	0
2	Ashes	12	8	0
196	Bakeries	3,434	11	0
101	Bidi leaves	1,150	2	0
1,365	Bidis (Indigenous cigarettes) manufacturing	2,869	8	0
10	Bitumen	210	0	0
	Bricks and tiles	0	0	0
3	Bones	30	0	0
204	Butter (under Section 412A)	568	12	0
17	Camphor	206	0	0
3	Candles (manufacturing)	40	0	0
47	Carbide of calcium (retail)	144	4	0
11	Carbide of calcium (wholesale)	190	0	0
3	Catgut	48	12	0
1,734	Charcoal	14,439	14	0
253	Chemicals	3,692	12	0
24	Chlorate of potash	314	8	0
109	Cinematograph films	6,875	0	0
5	Cinematograph films shooting	500	0	0
158	Cloth dyeing in indigo and in colours other than indigo by hand power	1,119	6	0
16	Cloth dyeing in indigo and in colours other than indigo by mechanical power	487	8	0
256	Coal and coke	1,787	8	0
40	Cocconut fibre, flax, hemp and jute	319	8	0
22	Copra	830	0	0
19	Cotton (keeping)	345	0	0
14	Cotton (cleaning and pressing)	302	8	0
38	Cotton seeds	630	0	0
72	Cotton refuse or waste (keeping)	1,528	0	0
21	Cotton refuse or waste (cleaning and pressing)	1,012	14	0
	Cowdung cakes (manufacturing)	0	0	0
	Dammar and tar (melting)	0	0	0
102	Dammar, tar and pitch	1,708	8	0
1	Dynamite	50	0	0
3,649	Eating houses	46,218	16	0
15	Eas	342	8	0
16	Fat and tallow (keeping)	445	0	0
1	Do. (cleaning and pressing)	30	0	0
4	Fins	96	14	0
33	Fish (dried)	692	0	0
370	Fireworks (retail)	1,292	4	0
72	Do. (wholesale)	420	10	0
1	Do. (manufacturing)	50	0	0
15	Firewood (retail)	321	0	0
411	Do. (wholesale)	4,486	14	0
72	Farriers	194	0	0
6	Gas (manufacturing)	290	0	0
1,883	Ghee (keeping) under Section 412A	4,998	12	0
14	Ghee (manufacturing)	131	4	0
220	Grain parching	325	8	0
184	Gunny bags	1,616	2	0
13	Gunpowder (retail)	67	8	0
4	Do. (wholesale)	200	0	0
1	Do. (manufacturing)	50	0	0
1,043	Hair-dressing saloon	5,481	14	0
46	Hay, straw and grass	561	8	0
12,968	Carried forward	1,14,285	5	0

Number of licences issued	Nature of trade or commodity.	Licence fees.		
		Rs.	a.	p.
12,968	Brought over	1,14,285	5	0
40	Hessian cloth	161	19	0
8	Hides and skins (dried)	127	8	0
13	Do. (raw) keeping	331	4	0
21	Tanneries	1,722	8	0
2	Horns and hoofs	32	8	0
6	Hair	78	12	0
9	Ice (manufacturing)	664	0	0
157	Khoka boxes (manufacturing and storing)	1,184	4	0
26	Lime (manufacturing)	1,287	8	0
7	Leaves (dried) (patrawali, etc.)	64	8	0
2,080	Matches (retail)	3,166	8	0
27	Do. (wholesale)	1,442	8	0
....	Do. (manufacturing)	0	0	0
255	Do. (Bengal) keeping (retail)	304	8	0
1	Do. (Bengal) keeping (wholesale)	150	0	0
223	Metal casting	4,051	14	0
109	Methylated spirit	1,737	0	0
931	Noisy trades	5,789	8	0
2	Nitro-glycerine	100	0	0
1,109	Oils (keeping)	10,524	8	0
87	Oils (manufacturing)	973	2	0
172	Oil-seeds	6,281	14	0
78	Paints	1,137	8	0
1	Paper (manufacturing)	15	0	0
41	Paper waste	752	8	0
3	Phosphorus (retail)	15	0	0
1	Do. (wholesale)	50	0	0
3	Packing stuff	35	0	0
74	Oil-kerosene (retail)	361	4	0
145	Do. (wholesale)	1,168	0	0
8	Pottery (manufacturing)	24	0	0
17	Rags	255	0	0
28	Rosin	370	0	0
24	Saltpetre	325	0	0
46	Sandalwood	392	0	0
20	Smelteries	243	0	0
60	Soap (manufacturing)	3,702	8	0
5	Sugar refineries	246	0	0
27	Sulphur	602	8	0
18	Stables for horses	1,510	0	0
82	Do. milch cattle	8,837	8	0
34	Do. bullocks	668	12	0
....	Do. four-footed animals	0	0	0
488	Sweetmeats (keeping and manufacturing)	4,847	13	0
1,119	Timber	12,321	12	0
144	Turpentine (retail)	762	8	0
41	Do. (wholesale)	995	0	0
39	Whistle (steam) blowing of (under Section 393)	390	0	0
92	Varnish	851	12	0
14	Wool	370	0	0
4	Wool (cleaning and pressing)	145	0	0
....	Special licences under Section 394 (i) (d) (ii)	0	0	0
4	Tiles (manufacturing)	80	0	0
215	Factory permits under Section 390	5,531	4	0
844	Transfer of licences	2,031	10	0
80	Transfer of permits	166	0	0
581	Licence fees collected during the year 1938-39 for the official years 1936-37 and 1937-38	2,885	11	0
22,632	Total	2,06,549	15	0

Summary of total revenue collected during the official year 1938-39.

Number of licences and permits.	Nature of Revenue collected.	Amount.
		Rs. 200 21 p.
22,632	Licence and permit fees collected under Sections 390, 393, 394 and 412A	2,06,549 15 0
23,034	Advertisement fees collected under Sections 328 and 328A	96,512 14 4
25,154	Fees collected from squatters under Sections 313 and 313 B	10,359 0 0
6,955	Fees collected from hawkers under Section 313A	22,141 0 0
	Encroachment removal fees under Sections 314 and 490	23,857 11 0
	Miscellaneous fees	184 2 0
	Grand Total	4,59,604 10 4

MARKETS

No. M/3751 of 1939-40.

BOMBAY, 22nd July 1939.

FROM

THE SUPERINTENDENT OF MARKETS,

ARTHUR CRAWFORD MARKET, BOMBAY.

TO

THE MUNICIPAL COMMISSIONER

FOR THE CITY OF BOMBAY.

Subject:—*Administration Report for the year 1938-39.*

SIR,

I have the honour to submit my annual report on the working of the Markets and Slaughter Houses Department for the year 1938-39.

2. I continued holding the post of the Superintendent of Markets and Slaughter Houses throughout the year under report.

3. The total receipts during the year under report amounted to Rs. 13,05,629-2-9 as against Rs. 12,47,666-2-0 in the previous year showing an increase of Rs. 57,963-0-9. This improvement is accounted for by the increase in the squatters fees, licence fees, scale fee and receipts for administering the Weights and Measures Act.

4. There were 15 Municipal markets at the commencement of the year to which one more, viz; the Gold Mohur Castle Market was added. It was declared open to the public for business on 8th January 1939 by Sir Sultan-Chinoy, then Mayor of Bombay and in the presence of the Municipal Commissioner. It is premature to surmise the revenue from this market as it is still in its infancy. The right of collecting squatters' fees from the Municipal markets is not farmed out to the contractors from the official year but the fees have been collected departmentally as sanctioned by the Corporation under their resolution No. 497 of 4th October 1937.

5. The following statement shows the total number of stalls and the average number that remained vacant per quarter in each market, the financial result of the working of each market and the increase or decrease in the revenue as compared with the previous year.

STATEMENT I.

Name of Markets.	Total No. of Stalls.		Average No. of Stalls Vacant per quarter.		Stall Rents 1938-39.			Squatters' Fees, Licence Fees, etc. 1938-39.			Total Gross Receipts 1938-39.			Total Expenditure 1938-39.			Net Receipts 1938-39.			Net Receipts 1937-38.			Increase or Decrease during 1938-39.			
	1938-39.	1937-38.	1938-39.	1937-38.	Rs.	a.	p.	Rs.	a.	p.	Rs.	a.	p.	Rs.	a.	p.	Rs.	a.	p.	Rs.	a.	p.	Rs.	a.	p.	
Colaba	83	81	50	53	2,465	10	0	2,753	9	0	6,219	3	4	1,896	0	0	4,323	3	4	4,545	0	4	-	221	13	0
Fort	182	182	28	25	2,849	4	0	11,712	2	0	21,561	6	0	6,457	2	0	15,104	4	0	16,043	14	0	-	939	10	0
Arthur Crawford ..	1,038	1,032	136	151	71,831	6	0	38,464	0	3	3,10,295	6	8	94,344	14	0	2,15,950	8	8	1,94,743	0	3	+	21,207	8	3
Erskine Road .. .	843	843	277	274	71,782	8	0	20,957	0	0	92,749	8	6	29,832	13	0	62,916	11	6	65,620	7	6	+	2,703	12	0
Bhuleshwar .. .	201	201	20	20	12,205	6	0	227	8	0	21,432	14	4	6,453	15	0	14,978	15	4	15,736	1	0	+	757	1	8
Peddar	46	46	13	12	2,983	5	0	548	3	0	6,531	9	0	2,446	13	0	6,084	12	0	3,267	7	0	+	2,817	5	0
Pork	3	3	2	2	1,658	5	0	11	0	0	1,659	9	0	734	7	0	925	2	0	2,413	6	0	+	1,488	4	0
DeLisle Road Sheep	48	48	8	17	1,521	0	0	382	0	0	6,883	0	0	1,837	3	0	5,045	13	0	3,562	2	0	+	1,483	11	0
Ferguson Road .. .	34	34	9	10	2,756	15	0	15,055	2	0	12,812	11	11	4,749	8	0	14,063	3	11	11,586	15	9	+	2,476	4	2
Parbhadevi .. .	9	29	10	14	282	5	0	11,023	11	0	12,306	0	0	3,125	3	0	9,180	13	0	10,644	14	0	+	1,464	1	0
Elphinstone Road ..	37	36	4	6	2,112	0	0	15,322	5	0	22,334	5	8	5,282	4	0	17,052	1	8	16,259	10	8	+	3,792	7	0
Kamatipura .. .	105	105	38	48	1,458	0	0	643	8	0	2,102	0	4	2,577	3	0	6,524	13	4	3,541	1	4	+	2,983	12	0
Masjid Bunder .. .	94	94	40	37	1,797	0	0	463	6	0	2,290	6	0	2,311	4	0	20	14	0	492	1	0	+	471	3	0
Chowpatty .. .	71	71	48	23	1,958	0	0	923	16	0	3,951	12	0	1,170	10	0	2,781	2	0	2,656	1	0	+	124	7	0
Dadar	6	6	120	0	0	468	0	0	5,578	0	0	11,705	4	0	33,873	6	0	31,318	11	0	+	2,554	11	0
Gold Mohur	697	7	0	2,697	0	0	1,093	12	0	1,603	11	0	+	1,603	11	0
Total	2,800	2,811	683	692	2,08,682	6	0	2,77,723	17	0	6,86,405	13	9	1,76,018	3	0	4,10,387	10	9	3,78,447	5	0	+	31,940	5	9

The 20 vegetable stalls were demolished in the Parbhadevi Market (vide Corporation Resolution No. 602 of 19th October 1938) and the open space was converted into squatters' area which has proved very favourable towards revenue. On account of the pressing demand of egg dealers in the Arthur Crawford Market six new egg stalls, as provided in the budget of 1938-39 under New Works, were constructed at a total cost of Rs. 1,326, the rights of occupancy of which were auctioned on 27th January 1939 and were given to the highest bidders with the result that the rent realised from them is Rs. 497 per quarter. Two new stalls in the Colaba Market and one in the Elphinstone Road Market were also added thus bringing the total number of stalls at the end of the year to 2,800.

There was an increase of Rs. 39,514-14-9 in the receipts from some markets and a decrease of Rs. 7,574-9-0 in respect of others so that the net financial position in respect of stall rents, etc., is that there has been an increase of Rs. 31,940-5-9 as compared with the decrease of Rs. 9,636-9-3 of the previous year.

6. In addition to the above revenue, Rs. 1,55,336-4-0 were collected departmentally as squatters' fees and Rs. 77,100 from the contractors for the right of collecting scale shed fees in Arthur Crawford Market as against the preceding year's amount of Rs. 1,63,371-13-0 which was realised from the contractors for the right of collecting squatters' fees and scale fees from the different Municipal markets. In the preceding year the collection of squatters' fees in respect of Erskine Road and Arthur Crawford markets was shown separately but this year it is included in the above quoted figures of squatters' fees collection; hence the total revenue from squatters' fees and scale fees amounted to Rs. 2,32,436-4-0 as against Rs. 2,14,952-0-0 for the preceding year thus showing an increase of Rs. 17,484-4-0. According to the Markets and Gardens Committee Resolution No. 59 of 11th July 1938 underlying Corporation Resolution No. 403 of 25th August 1938, provision of Rs. 36,744-0-0 was made in the budget for 1938-39 under Loan Works for carrying out certain additions, alterations and improvements in the Dadar Municipal Market. Among the various improvements effected thereat, the main work consisted of separating fish and mutton sections from the vegetable section with a view to widen the fish section and afford more space to fish squatters. Platforms have also been provided for the fish squatters in this section. The important works are being completed and for those that are still to be undertaken, a provision of Rs. 8,372-0-0 is sanctioned during the current year under Corporation Resolution No. 403 of 25th August 1938. On account of the increased number of fish squatters in Arthur Crawford Market and also the wholesale business being carried on on a very large scale in this commodity, the accommodation in the fish section of Arthur Crawford Market was found absolutely inadequate to meet the growing demands and it was found imperative to shift the existing Heads and Livers section to fish section and vice versa in order to afford better facilities and accommodation to the fish brokers and squatters of this market. A provision of Rs. 6,751 for this purpose was made in the budget of 1938-39 under New Works and these were duly carried out by the Mechanical Engineer's Department during the year under review with the result that the fish squatters, brokers, butchers and mincers of this market are carrying on their business satisfactorily without any grudge or grievance.

7. The number of private markets during the year rose to 24 owing to the opening of an open-air private market at Dwarkadas Mansions at the junction of Benham Hall Lane and Sandhurst Road and that of the private slaughter houses remained the same as in the previous year, viz., two—one at Colaba and the other Zarka Slaughter House at Arthur Road. The licence fee in respect of Byculla Private Vegetable Market amounting to Rs. 16,089 has been in deposit as the question of the transfer of the licence is under consideration. A part payment of Rs. 500 in respect of licence fee for the open-air private market at Dwarkadas Mansions is received and the balance is kept in abeyance by the licensee who has been protesting repeatedly against the licence fee fixed for this market. The licence fee of Rs. 471-8-0 in respect of Parel Village Private Market is kept under deposit as the question of the transfer of the licence in this case also is under consideration. The licence fee for open-air private market at Thakurdwar Road was received after the completion of the year under report. The amount realised on account of licence fee of the remaining 20 private markets including slaughter houses at Colaba and Arthur Road amounted to Rs. 31,216-6-0 as against Rs. 26,093-10-0 in the previous year. A sum of Rs. 800 was also recovered as licence fees from firms dealing in imported meat and foreign fish. Licence fees amounting to Rs. 2,060 were recovered from butchers having stalls in private markets. The number of outside meat shops were 165 against 163 of the previous year and the fees realised in respect of them were Rs. 8,098-11-0 as against Rs. 7,983-14-0 in the previous year.

During the year the butchers at Bandra Slaughter Houses carried on their trade smoothly as a result of restoring the licence fee for carrying butcher's trade in private markets to Rs. 10 (vide Corporation Resolution No. 25 of 11th April 1938) from the proposed enhanced fee of Rs. 25 (vide Corporation Resolution No. 162 of 22nd June 1936) on which account they had resorted to a strike during the year 1937-38.

8. Strict supervision was exercised over all markets as regards sanitary condition and the wholesomeness of the articles offered for sale. Unwholesome articles, viz., meat, fish, fruits, vegetables, etc., from the different markets and slaughter houses including the contraband meat, weighing 4,81,561½ lbs. in the aggregate were destroyed during the year. The total quantity of meat destroyed in the markets alone was 11,121 lbs.

9. The quantity of contraband meat seized and destroyed was 8,549 lbs. against 7,936 1/2 lbs. in the previous year, showing an increase of 612 1/2 lbs. In all 161 seizures were effected and the prosecutions were instituted with the result that 169 persons were convicted and fined.

10. The table given below show the number of animals brought on to the Fair Ground, at Bandra Slaughter Houses and those rejected as unfit on ante-mortem examination, as compared with the previous year:

Year.	Animals brought on the Fair Ground.			Animals rejected on ante-mortem examination.		
	Buffaloes.	Cows and bullocks.	Sheep and goats.	Buffaloes.	Cows and bullocks.	Sheep and goats.
1938-39	11,257	51,230	866,169	20	840	3,255
1937-38	10,529	52,469	849,490	8	630	6,012

The principal causes at the ante-mortem rejection were advanced stages of pregnancy, emaciation, sheep-pox, foot and mouth diseases, foot-rot, traumatic pericarditis, pneumonia, diarrhoea, rinderpest, sheep scabies, etc., or being otherwise unfit for human consumption. The principal causes of post-mortem condemnation were cysticercus bovis, sarcocysts, liver flukes, bruises, hydatid cysts, foot-rot and parasitic nodular infection of liver and lungs.

11. The slaughter and removal fees realised at Bandra Slaughter Houses together with the slaughter fees realised at Delisle Road Sheep Market amounted to Rs. 4,01,905-2-0 as against Rs. 3,84,261-3-0 of the last year, showing an increase of Rs. 17,643-15-0. The fees received from the Kuria Municipality under agreement to import buffalo meat into Bombay amounted to Rs. 67,680 as against Rs. 65,980 in the last year. A sum of Rs. 144-12-0 was also realised for permission granted for the slaughter of horned cattle and the sheep and goats in the City on occasions of festivals.

12. The approximate weight of dressed meat of buffaloes, cows and bullocks, was 6,371,244 tons and that of the sheep and goats was 7,079,442 tons. The quantity condemned out of the former, was 13,81 tons and of the latter 5,093 tons, i.e., 21 and 07 per cent, respectively.

13. The number of pigs and piglings brought for slaughter at Arthur Road during the year were 3,399 and 150 respectively, out of which 3,393 pigs and 150 piglings were slaughtered and the fees received amounted to Rs. 3,430-8-0 or Rs. 113 less than last year. Private permits to import 62 slaughtered piglings were issued during the year and the fees recovered therefrom amounted to Rs. 46-8-0. A sum of Rs. 3,519 was recovered as import fee on 3,399 pigs and 160 piglings brought to Arthur Road Slaughter House.

14. Out of 128.98 tons of pork meat slaughtered, 6,123 tons were rejected and destroyed as unfit for human consumption on account of tuberculosis, cirrhosis, cysticercus, cellulosa, hypertrophy of kidneys, abscesses, cysts, bruises, and injury. The percentage to the total quantity comes to 4.8. The affection of tuberculosis were confined to pigs only. The details of animals slaughtered, etc. and the fees realised are given in the appendix 'A' of this report.

15. The amount realised for the right of collecting Fair fees at Bandra Slaughter Houses was Rs. 1,41,300 as against Rs. 1,40,000 of the preceding year showing an increase of Rs. 1,300.

16. The other miscellaneous revenues were as follows:

STATEMENT II

Particulars.	1938-39		1937-38	
	Rs.	P.	Rs.	P.
1. Amount recovered from the contractors for the right of removing blood at Bandra Slaughter Houses	5,551	0 0	5,551	0 0
2. Licence fees for stalls and shops in Municipal and private markets, outside shops, etc.	52,898	7 0	46,476	14 6
3. Receipts on account of administration of Weights and Measures Act	34,377	13 0	20,543	5 0
4. Prices Current	61	2 0	88	14 0
5. Minor receipts	6,070	15 0	8,564	13 0
6. Ground rents	18,668	15 0	19,946	6 0
7. Chawl rents	4,776	8 0	4,646	11 0
8. Rents from Peddar Market, chawls and other recoveries from peons and Halalkhores, etc.	790	10 0	796	11 0
9. Cold Storage rents	23,977	8 3	21,752	15 3
10. Fines from contractors			267	0 0
Total	1,47,172	14 3	1,28,634	9 3

17. The fines inflicted by the Honorary Presidency Magistrates for infringement of provisions of the Municipal Act and Bye-laws pertaining to the Market Department amounted to Rs. 2,503-4-0 as against Rs. 1,172 in the previous year.

18. Four offices of the inspectors of the Weights and Measures were maintained for administering the Bombay Weights and Measures Act in the City. The number of weights, measures, weighing and measuring instruments verified and stamped during the year was 63,733 and the fees derived therefrom was Rs. 34,377-13-0 as against Rs. 20,543-5-0 during the previous year. Fourteen prosecutions were launched during the year for the infringement of the Act.

19. Since the amendment of Section 27 (2) of the Bombay Weights and Measures Act, 1932 (*vide* Bombay Act V of 1937) the Municipality has to contribute the surplus to the Government after meeting the cost of the maintenance of the establishment from the revenue derived therefrom.

20. The refrigerator plant in the Arthur Crawford Market as reported last year has become old and obsolete and consequently it is decided to replace it by a new plant for which a grant of Rs. 79,340 has been sanctioned by the Corporation under their resolution No. 436 of 1st September 1938 under Loan Works of current year's budget. Tenders for supplying and fitting a new refrigerator plant at Arthur Crawford Market were invited from various companies by the Mechanical Engineer according to C. R. No. 436 of 1st September 1938 but subsequently they were rejected by him as a new specification of the proposed refrigerator is under consideration both of Mechanical Engineer and City Engineer in order that an agreed model will be both economical and durable. As per Corporation Resolution No. 436 of 1st September 1938 it is hoped that during the current year the proposed plant will be erected as the Mechanical Engineer reports that tenders for the same will shortly be invited.

21. My staff worked very satisfactorily.

22. The following statement shows the financial position of the Municipal markets for the year 1938-39:

I have the honour to be,
Sir,

Your most obedient servant,

D. S. LAUD,
Superintendent of Markets and Slaughter Houses, etc.

STATEMENT III.

Name of Market.	Total cost upto 31st March 1938.		Additions made during the year 1938-39.		Total cost upto 31st March 1939.		Gross receipts for 1938-39.		Expenditure.		Net receipts for 1938-39.		Percentage on cost.	Remarks.
	Rs.	a. p.	Rs.	a. p.	Rs.	a. p.	Rs.	a. p.	Rs.	a. p.	Rs.	a. p.		
Colaba	97,025	3 11	97,025	3 11	6,219	3 4	1,896	0 0	4,323	3 4	4.4	
Fort	41,374	4 8	41,374	4 8	21,561	6 0	6,457	2 0	15,104	4 0	36.5	
Arthur Crawford	17,50,940	14 1	1,325	14 0	17,52,266	12 1	3,10,295	6 8	94,334	14 0	2,15,959	8 8	12.3	
Erskine Road	5,92,248	10 10	5,92,248	10 10	92,749	8 6	29,832	13 0	62,916	11 6	10.8	
Dhuleshwar	2,94,217	0 11	2,94,217	0 11	21,432	14 4	6,453	15 0	14,978	15 4	6.05	
Peddar	57,802	4 2	57,802	4 2	8,521	9 0	2,446	13 0	6,074	12 0	10.5	
Pork	20,880	13 4	20,880	13 4	1,659	9 0	734	7 0	825	3 0	4.4	
DeLisle Road Sheep	25,000	0 0	25,000	0 0	6,883	0 0	1,837	3 0	5,045	5 0	20.18	
Ferguson Road	25,473	5 5	25,473	5 5	18,812	11 11	4,749	8 0	14,063	5 11	55.2	
Parbhadevi	23,819	7 3	23,819	7 3	12,306	0 0	3,125	3 0	9,181	12 0	99.8	
Elphinstone Road	31,843	2 0	31,843	2 0	22,334	5 8	5,232	4 0	17,092	5 8	83.5	
Kamatipura	55,498	7 9	55,498	7 9	9,102	0 4	2,573	3 0	6,529	5 4	11.4	
Masjid Bunder	17,346	3 5	17,346	3 5	2,290	6 0	2,311	4 0	20	12 0	12	
Chawpatty	4,66,178	9 8	4,66,178	9 8	3,951	12 0	1,170	16 0	2,781	5 8	5.8	
Dadar	1,37,765	11 9	1,37,765	11 9	45,578	10 0	11,705	4 0	33,873	6 0	24.1	
Gold Mohur Castle	5,16,803	0 0	5,16,803	0 0	2,697	7 0	1,093	12 0	1,604	5 0	11	
Total	36,38,014	3 2	5,17,928	14 0	41,55,943	1 2	5,86,405	13 9	1,76,013	3 0	4,10,387	9 9		

D. S. LAUD,
Superintendent of Markets.

APPENDIX "A"

Statement showing the number of animals slaughtered or removed for private slaughter and the amount of slaughter fee, etc., levied thereon during the year 1938-39.

Description of animals.	April 1938.	May 1938.	June 1938.	July 1938.	August 1938.	September 1938.	October 1938.	November 1938.	December 1938.	January 1939.	February 1939.	March 1939.	Total No. of animals.	Total amount of slaughter fee, etc.		
														Rs.	s.	p.
Buffaloes	886	953	993	1,009	989	932	973	913	995	958	805	872	11,278	1,69,170	0	0
Buffaloes removed to Salsette									1				1		15	0
" for private slaughter in Bombay				1									1		10	0
Cows (Bombay)	2,244	2,328	2,258	2,253	2,234	2,088	2,236	2,357	2,510	2,547	2,034	2,237	27,326	40,989	0	0
" (Bandra)	599	762	738	724	629	477	478	450	536	567	471	496	6,927	6,927	0	0
Bullocks	1,239	1,282	1,237	1,219	1,214	1,087	1,116	1,167	1,432	1,650	1,543	1,703	15,889	23,833	8	0
Sheep and goats for Bombay	55,925	60,408	61,668	60,101	53,816	58,798	63,668	61,494	65,355	63,554	54,943	62,790	722,520	1,35,472	8	0
Sheep and goats for Bandra	2,506	2,752	2,762	2,647	2,606	2,605	2,744	2,505	2,748	2,770	2,347	2,716	31,708	3,963	8	0
Number of pigs imported into Bombay	298	231	271	257	262	312	290	262	380	265	283	288	3,399	3,399	0	0
Number of piglings imported into Bombay	12	5	11	6	4	11	1	14	52	17	14	13	160	120	0	0
Number of pigs slaughtered at Arthur Road Slaughter House	298	237	261	264	259	299	299	263	362	284	278	289	3,393	3,393	0	0
Piglings slaughtered at Arthur Road Slaughter House	9	5	11	6	4	9	9	10	42	21	18	12	150	37	8	0
Piglings slaughtered for private consumption in Bombay	9	3	4	4	2	2	6	5	18	6	2	1	62	46	8	0
Live horned cattle removed to Bombay	7	18	14	19	17	21	35	14	4	13	63	19	244	1,220	0	0
Live horned cattle removed for shipping	14	3		5		4		15					41	82	0	0
Live horned cattle for private consumption in Bombay	4	4	6		1	2	2		7		8	2	36	108	0	0
Live sheep and goats removed to Bandra	112	169	103	143	834	697	931	482	465	473	422	241	5,072	2,536	0	0
Live sheep and goats removed to Bombay	181	187	246	384	198	296	336	346	247	1,239	969	349	4,978	3,733	8	0
Live sheep and goats removed for shipping	159	115	94	108	174	107	159	92	456	136	289	208	2,097	524	4	0
Live sheep and goats removed for private consumption in Bombay	1	22	1	1	1	1	4		1	3	1	1	37	23	12	0
Live sheep and goats removed by DeLisle Road Sheep Market Fadkarees	826	1,175	1,281	2,046	1,198	1,226	1,689	1,298	1,388	2,576	1,073	1,778	17,544	13,158	0	0
Live sheep and goats slaughtered in the chamber of DeLisle Road Sheep Market	120	170	164	338	29	153	264	214	194	250	137	214	2,247	280	14	0
Total ..	65,449	70,829	73,123	71,535	64,471	69,127	75,234	71,891	77,193	77,329	65,700	74,229	855,110	4,09,042	14	0

329

D. S. LAUD,
Superintendent of Markets.

MUNICIPAL PRINTING PRESS

No. B.M.P.P. 584 of 1938-1939.

BOMBAY, 3rd August 1939.

FROM
THE TEST AUDIT OFFICER,
BOMBAY MUNICIPALITY.

TO
THE MUNICIPAL COMMISSIONER
FOR THE CITY OF BOMBAY,
BOMBAY MUNICIPALITY.

Subject:—Administration Report for the year 1938-39.

SIR,

I have the honour to submit my report on the working of the Municipal Printing Press for the year 1938-39.

Two Mono machines and one Cylinder Printing machine were added early in the year at a cost of Rs. 52,149 and the work of printing the Agenda and Proceedings of the Corporation and its various Committees was undertaken for the first time since March 1938. This new work proved to be of a very arduous and taxing nature due to insufficiency of staff and machinery. A provision has been made in the Budget for 1939-40 to overcome this difficulty.

The work of printing the Voters' Lists and the Election Roll comprising of about 2,64,000 names was again successfully carried out this year on three Lino machines taken on hire and one Lino machine purchased in 1937. 33 per cent. of the names of Voters kept standing had to be scrapped and recomposed, and re-distributed from the old 7 wards into 10 new wards into which the City is newly divided. The total cost of the job was Rs. 21,950 as against Rs. 33,508 that would have otherwise been payable to the Printing Contractors, resulting thus in a net savings of Rs. 11,558.

The Press is occupying, since 1st September 1938, the whole of the ground floor of the Trust Building for which a rent of Rs. 500 per month is being set apart in the accounts of the Press.

From the sub-joined comparative statement it will be seen that the working of the Press for the year under review has resulted in a savings of Rs. 21,450 as compared with what would have been payable to the Printing Contractors. The savings would have been a little more, but for the fact that the rates of paper, etc., had gone up by about 12½ per cent.

Division No.	Items put through the Municipal Printing Press.	Contract Rate less 12½% discount.	Actual cost at the Municipal Printing Press.	Savings.
		Rs.	Rs.	Rs.
I, II, III, IV, VI, VII and VIII	1,472	58,359	52,162	6,197
Agenda and Proceedings of Corporation and its various Committees	1,760	34,819	31,123	3,695
Voters' Lists and Election Roll	2,428	33,508	21,950	11,558
			Total .. Rs.	21,450

The Printing of the Municipal Servants' lists was carried out for the first time this year, resulting in a savings of Rs. 440. In addition to this, 394 stationery items were issued to departments at a cost of Rs. 3,480. Printing of 45 items for the Schools Committee was carried out at the Press at a cost of Rs. 753 and 685 non-scheduled items were executed at a cost of Rs. 17,033. There were certain incomplete items and stock of paper and metal of the value of Rs. 24,054-12-4 on hand at the end of the year.

An income and expenditure statement is attached herewith. It will be seen therefrom that the expenditure for the year was Rs. 1,22,292-10-0 and the amount due from departments for work done was Rs. 1,26,942-10-0 resulting in a surplus of Rs. 4,650 which is equivalent to the amount of rent for the portion of the Trust Building occupied by the Press, after fully providing for items such as depreciation and the proportionate share of the Test Audit Officer's salary.

The Labour staff at the end of the year consisted of 49 Compositors, 3 Lino-operators, 6 Mono-operators, 6 Mono-casters, 7 Proof-readers, 12 Pressmen, 12 Ballers, 6 Rulingmen, 27 Binders, making a total of 128 workmen.

My thanks are due to the workers and the Supervising staff for their willing enthusiasm in discharging their onerous duties in the Press.

I have the honour to be,

Sir,

Your most obedient servant,

B. K. WAGLE,

Test Audit Officer.

MUNICIPAL PRINTING PRESS.

Income & Expenditure Statement for the year 1938-39.

EXPENDITURE.			Amount	INCOME			Amount			
	Rs.	a.	p.				Rs.	a.	p.	
To Opening Balance.						Amount chargeable to Departments for work done ..	1,26,529	1	0	
Work in progress on 1st April 1938	6,244	12	0			Amount chargeable to private parties for work done ..	413	9		
Materials on hand on 1st April 1938	4,346	15	0							
Expenditure for 1938-39, booked in C. A.'s										
Office in March 1939	427	1	0	11,018	12	0				
Labour				47,955	4	0				
Materials				68,814	0	0				
Supervision and Office Expenses				14,005	11	4				
Depreciation				1,253	0	0				
Proportionate share of T. A. O.'s salary				3,300	11	0				
				1,46,347	6	4				
Less—Closing Balance.										
Work in progress on 31st March 1939	3,799	13	4	24,054	12	4				
Materials on hand on 31st March 1939	20,254	15	0							
				1,22,292	10	0				
Gross surplus (carried down)				4,650	0	0				
				1,26,942	10	0				
Rent				4,650	0	0	Gross surplus (brought down)	4,650	0	0

B. K. WAGLE,
Test Audit Officer,

K. E. M. HOSPITAL & G. S. M. COLLEGE.

No. EH/117/SR of 1939-40.

BOMBAY, 28th August, 1939.

FROM THE DEAN,
KING EDWARD VII MEMORIAL HOSPITAL AND SETH G. S. MEDICAL COLLEGE,
PAHEL, BOMBAY.

To THE MUNICIPAL COMMISSIONER
FOR THE CITY OF BOMBAY.

SUBJECT: Annual Report for the year 1938-39.

SIR,
I have the honour to forward the Administration Report of the K. E. M. Hospital and Seth G. S. Medical College for the year 1938-39.

During the year, the Advisory Medical Board held six meetings. There was one general meeting of the Honorary and Professorial staff.

2. The undersigned continued to hold the post of the Dean during the period under report.

3. During the year under report, there were not many changes in the personnel of the Honorary staff. Dr. A. V. Baliga, F.R.C.S. (Eng.), Honorary Assistant Surgeon, was appointed as Honorary Surgeon and Lecturer in Surgery from 1st October 1938. Dr. Abdul Hameed, M.D., Honorary Assistant Physician, proceeded to Europe on study leave from 1st September 1938, and Dr. K. N. Vaidya, M.D. (Bom.), has been appointed in his place. Dr. M. N. Desai, D.A., (Eng.), Honorary Anaesthetist and Honorary Lecturer in Anaesthesia proceeded to New York on 1st September 1938, to attend the Congress of Anaesthetists and resumed duty on 6th December 1938.

4. Dr. M. D. D. Gilders, M.D. (Lond.), F.R.C.S. (Eng.), Honorary Lecturer in Medicine and Honorary Physician, Minister of Health and Exercise, continued to be on leave during the year under report and the acting arrangements made in his place as reported last year were allowed to continue.

THE HOSPITAL.

The Hospital worked during the course of the year very much in excess of its full complement of 370 beds in spite of a constant check exercised on the admission of patients. The 370 beds are distributed as under :-

Department.	Males.	Women.	Children.	Total.
Medical	90	31	10	131
Surgical	84	29	14	127
Gynaecological		35		35
Ophthalmic	16	16		32
Ear, Nose and Throat	6	2	2	10
Skin and Venereal	10	6		16
Casualty	6	3		9
Isolation	6	4		10
Total	218	126	26	370

7. The popularity of the Hospital has been growing day by day with the result that the number who seek treatment at its doors has been ever on the increase. As usual the wards have been so congested that a very large number of patients had to be accommodated on the floor. During the emergency turn of the ward the number of patients even exceeded the scheduled number of 31, the highest number of

in-patients in a ward on a single day being 69. With an increase, therefore, of 50 to over 100 per cent. above the scheduled number of patients in a ward it became as in the previous years, impossible to look after them efficiently and carefully without a corresponding increase in the nursing and labour staff, though, no doubt, some relief by way of additional staff in the shape of a couple each of nurses, ward-boys and sweepers were sanctioned by the Corporation.

8. The steadily increasing demand for medical relief at the K. E. M. Hospital since the last few years may be attributed to the rapid development of the North of the Island. As there is no other large general hospital in this area and as the financial condition of the general public continues to be poor, there seems to be little prospect of the number of out-patients and in-patients ever falling to its previous level. A note on the necessity of having a moderate-sized general hospital in the furthest North of the Island is under preparation and will be submitted, soon as all the details are available, for the consideration of the Corporation. With the rapid development in the northern part of the Island the question of adequate medical relief in the Sion, Dharavi and Matunga, etc., areas would soon need to be tackled.

Extension of the Hospital

9. The programme of Extension, mention of which was made in the last year's report, has been going apace steadily. During the year under report a new ward pavilion has been added to the existing number of wards. A second pavilion is almost nearing completion. The electro-cardiograph room is being extended by the addition of a wing and a couple of rooms. So also are being enlarged the rooms for general and linen stores and for stocking furniture and other deadstock.

10. A special mention may be made of the rapid progress with which the construction of the new Nurses' Home is being carried out. The construction of the new ministerial staff quarters which was taken up in hand at the beginning of the calendar year is almost nearing completion. Another special feature of the works under construction is the addition of a floor on each side of the rooms near the garage which are provided with a hall, verandah and bathroom arrangements, for the use of the Social Welfare centre for the labour staff. An additional floor has also been provided by the side of the Clinical Pathology Laboratory to provide additional facilities for laboratory work, the need for which was greatly felt for many a year.

Number of patients treated during the year 1938 and total expenditure incurred during the year 1938-39.

11. The statistical tables attached to this report record in detail the number, attendance, etc., in all the departments of the Hospital and the number and nature of operations performed during the period under report. From the following abridged summary, it would be seen how considerably the work carried out during the year 1938 has grown compared to that in the previous years. On an average 100 more out-patients attended the Hospital every day than the year 1937. So far as the in-patient work is concerned, very often there have been 60 to 90 extra patients over the scheduled number in the Hospital, the maximum number of in-patients on a single day being 460 thus making their nursing and care very difficult.

Particulars	Figures for the year 1938	Figures for the year 1937	Figures for the year 1936
(a) IN-PATIENTS			
1. Scheduled strength of beds	370	370	370
2. Daily average No. of in-patients	411.7	410.49	397.6
3. Total No. of new in-patients treated	13,320	12,425	12,127
4. Average No. of days each patient was resident	11.28	12.05	11.6
(b) OUT-PATIENTS			
1. Total No. of new out-patients	114,813	101,389	85,557
2. Daily average No. of new out-patients	359	319	289
3. Total No. of out-patient attendance	366,132	3,31,933	265,910
4. Daily average No. of out-patient attendance	1,173.5	1,062.15	857.8
5. No. of casualty patients included in No. 1 above	19,093	17,712	14,418
(c) OPERATIONS			
1. Total No. of operations on in-patients	4,044	4,200	4,020
2. Total No. of operations on out-patients	9,734	8,637	7,047

NOTE:—It may be noted that though one of the wards had to be closed for the period of nearly 11 months, to facilitate the construction of a new ward over it and to repair its floor and for doing the walls, the daily average number of in-patients was as high as that in the previous year, viz., 411, i.e., 41 patients more than the total scheduled number of beds in all the wards—including the one temporarily closed—which would give an idea of the congestion in the wards during the year. It is a matter of gratification that in spite of closing one ward as stated above, the total number of in-patients treated in the Hospital was slightly more than in 1937, thanks to the large verandahs in each ward which permitted the accommodation of extra cases in them.

12. Out of the total number of 13,750 in-patients (13,320 admitted during the year under report and 430 previous year's balance) 3,723 were cured, 6,094 were discharged as relieved, 2,051 either left the Hospital against medical advice or were otherwise discharged and 1,450 died, leaving a balance of 432 patients at the end of the year. Besides these, there were two still-born children. Out of 1,450 deaths, 445 died within the first 24 hours of admission, 267 after 24 hours and within three days of admission, and the remaining 738 after 3 days of their admission into the Hospital.

13. The total expenditure incurred on the maintenance of the Hospital during the year 1938-39 including the liabilities outstanding at the end of the year, approximately amounts to Rs. 5,67,749. This expenditure includes the cost of maintenance and treatment of in-patients, the cost of the out-patient department, of the resident medical, nursing and menial staff as well as that of the administration, and of the maintenance and repairs of buildings, etc.

14. The following table illustrates the relative cost of in-patients and out-patients per patient, per day, during the years 1938-39, 1937-38 and 1936-37, respectively:—

Particulars.	1938-39.	1937-38.	1936-37.
	Rs. a. p.	Rs. a. p.	Rs. a. p.
(a) Average cost per in-patient per day	2 15 0	2 12 8	2 13 7
(b) Average cost per in-patient admission	33 4 6	32 10 11	33 0 2
(c) Average cost per out-patient attendance	0 5 10	0 5 10	0 6 8
(d) Average cost per out-patient admission	1 2 6	1 2 5	1 5 0

15. The details of the cost, per in-patient, per day, for the years 1938-39, 1937-38 and 1936-37, respectively, will be seen from the following table:—

Year.	Drugs, dressings, surgical appliances, etc.	Stores and Linen.	Heating and Lighting.	Miscellaneous.	Establishment.	Repairs to Buildings and Engineering.	Total.
	Rs. a. p.	Rs. a. p.	Rs. a. p.	Rs. a. p.	Rs. a. p.	Rs. a. p.	Rs. a. p.
1938-39	0 6 10	0 6 1	0 2 7	0 2 8	0 1 8	1 8 3	2 15 0
1937-38	0 5 11	0 5 3	0 2 8	0 2 11	0 1 7	1 7 11	2 12 8
1936-37	0 6 2	0 5 10	0 2 11	0 2 11	0 2 0	1 7 1	2 13 7

16. The following table gives the average cost of every new out-patient admission completely treated during the year under report, in comparison with that for the previous 2 years:—

Year.	Drugs, dressings, etc.	Stores and Linen.	Heating and Lighting.	Miscellaneous.	Establishment.	Repairs to Buildings and Engineering.	Total.
	Rs. a. p.	Rs. a. p.	Rs. a. p.	Rs. a. p.	Rs. a. p.	Rs. a. p.	Rs. a. p.
1938-39	0 7 1	0 0 8	0 0 6	0 0 4	0 9 5	0 0 5	1 2 8
1937-38	0 7 4	0 0 10	0 0 6	0 0 4	0 9 0	0 0 5	1 2 5
1936-37	0 8 4	0 0 10	0 0 7	0 0 7	0 10 0	0 0 8	1 5 0

It may be added that the actual cost incurred on patients (in-patients as well as out-patients) under drugs, dressings, surgical appliances, etc., is more than that indicated in the above tables as the cost of expensive drugs and injections administered to patients, of blood transfusions, etc., was met to the extent of about Rs. 7,300/- in the year under report, as in the previous years, with the help of the Poor Box Charity Fund of the Hospital. A reference in this connection is invited to para 32 of the report and to Appendix No. 15.

17. With the closure of the Helpless Beggars' Camp at Rowli Hill, the destitute and incurable patients of the Hospital were continued to be sent to the Lady Dhunjiba Jehangir Home for Destitutes and the King George V Infirmary for incurables respectively, which get an annual contribution of Rs. 10,000 from the Municipal Corporation. It is a matter of satisfaction that the patients transferred to these institutions are now better cared for and looked after than what they used to be at the old Beggars' Camp. During the year under report 85 patients were transferred to the Destitute Home and 166 to the Infirmary as against the total number 125 patients transferred to the Beggars' Camp in the previous year.

18. Arrangements made with the Maratha Hospital and the Turner Sanatorium for the transfer of patients suffering from Pulmonary Tuberculosis were continued during the period under report. 349 patients suffering from advanced phthisis were transferred to the Maratha Hospital. 607 patients suffering from various infectious diseases were also transferred to the Arthur Road Hospital during the year. It may be stated that as many as 252 cases of enteric fever which, by the way, raged in an epidemic form specially in the northern part of the City last year, and 106 cases of Dysentery had necessarily to be transferred there to on account of the congestion in the Hospital. No patient, however, was sent to the Turner Sanatorium during the year.

19. It may be mentioned that the highest number of out-patient attendance on any particular day during the year 1938 was 1,608; the highest number of new admission in the outdoor department on a single day being 515. Likewise the highest number in a single day of old cases treated was 1,154, of casualty cases 109 and of in-patients admitted 73.

Motor accident cases

20. Motor accident cases treated in the Hospital appear to be on the increase, as compared with the previous two years' figures as shown below:—

	1938.	1937.	1936.
1. Treated in the casualty department	578	564	457
2. Treated as in-patients	184	150	155

From the following tables it would be further seen that the largest number of motor accident cases, whether of ordinary severity, i.e., requiring treatment in the casualty or out-patient departments only or of marked severity needing admission into the Hospital occurred in the age group of 20 to 30 (35 per cent. in the case of those admitted and 38 per cent. in the case of those treated in the outdoor department). It may be also noted that women patients formed about 15 per cent. only of the total number of motor accident cases:—

Motor accident cases treated according to ages:—

(a) Treated in the casualty department.

	Upto 5 years.	Between 5 and 10 years.	Between 10 and 20 years.	Between 20 and 30 years.	Between 30 and 40 years.	40 years and above.	Total.
Male	21	46	91	191	89	57	495
Female	8	18	6	22	10	19	83
Total	29	64	97	213	99	76	578

(b) Admitted as indoor patients from the Casualty Department on account of severity of injury.

	Upto 5 years.	Between 5 and 10 years.	Between 10 and 20 years.	Between 20 and 30 years.	Between 30 and 40 years.	40 years and above.	Total.
Male	7	17	27	59	31	13	154
Female	2	8	1	6	3	10	30
Total	9	25	28	65	34	23	184

Mill accident cases.

21. The following table shows the number of mill accident cases treated at this Hospital according to sex and religion with results during the year under report:

(a) Treated in the Casualty Department.

Particulars.	Males.	Females.	CHILDREN.		Total.
			Male.	Female.	
Hindus	1,299	49	1	..	1,349
Mohamedans	117	2	119
Christians	25	1	26
Others	28	1	29
Total	1,469	53	1	..	1,523

(b) Admitted as in-door patients from the Casualty Department on account of severity of injury.

Particulars.	IN-PATIENTS.				Total.
	Cured.	Relieved.	Left against medical advice, etc.	Died.	
MALES					
Hindus	12	42	6	1	61
Mohamedans	2	4	6
Christians	..	1	1
Others	1	1
FEMALES					
Hindus	1	1
Mohamedans
Christians
Others
Total	14	48	6	2	70

22. 213 cases were treated for poisoning in the Hospital during the year under report as shown hereunder:

Acid	3	Mercury Thiocyanate	1
Alcohol	50	Naphthalin	1
Anaphylactic shock after serum injection	4	Opium	34
Arsenic	5	Phosphorus	2
Belladonna	1	Potassium Cyanide	1
Bhang	1	Red Oxide of Mercury	1
Calomel	1	Sulphur	1
Canabis Indica	1	Sulphanamide	1
Copper Sulphate	1	Tin (Stanoxy)	1
Dhatara	11	Undiagnosed cases of poisoning	18
Eucalyptus	1	Vasaca	1
Food	16	Veronal	1
Iodine	6	Zinc (Zinc-oxide ointment)	1
Kerosene	5	Bites	
Liniment—Aconite, Belladonna and Camphor	2	Snake bite	32
Liniment Methyl Salicylas	1	Dog bite	5
Luminol overdose	2		
Carried over	112	Grand Total	213

Nursing staff.

23. The arrangement of sending three nurses from this Hospital to the Arthur Road Hospital for attendance on fever cases every two months, was continued during the year under report.

24. The following are the results of the probationer nurses from this Hospital who appeared for the Nursing examinations held by the Bombay Nurses, Midwives and Health Visitors' Council during the period under report :—

Examination.	September 1938.		March 1939.	
	Appeared.	Passed.	Appeared.	Passed.
1st examination	14	11	19	13
2nd examination	12	12	4	4

25. The cost of the nursing establishment works out at Rs. 83-2-0 per nurse, p.m. against Rs. 80-12-4 in the previous year. It includes, not only the cost of salaries, uniform and dhobie allowances and honoraria paid to the medical staff giving instruction in the nursing school, but also their mess charges, the cost of gas and electric energy consumed and repairs to their quarters, household linen and crockery, etc. The *pro-rata* rent for quarters provided to the menial staff employed in the Nurses' Home and the Municipal Provident Fund contributions are not included in the above figures. The increase in the cost of the nursing establishment to the extent of Rs. 2-5-8 p.m. is due to the slight increase in the nursing establishment sanctioned in the previous year.

Nurses' Welfare Fund.

26. The Nurses' Welfare Fund inaugurated for the promotion of the welfare of the nursing staff of this Hospital was of material help to them. Under its auspices, 8 socials and 3 picnics were arranged during the year. Thanks are due to the ladies helping in this Fund and for their keen interest in the welfare of the nursing staff during the year under report and to all those firms and individuals who have contributed towards its funds either in cash or kind. Thanks are particularly due to Messrs. Killick Nixon & Co., who contributed a sum of Rs. 100 to this Fund.

27. Thanks are also due to the Proprietors of the *Nawakal*, the *Illustrated Weekly of India*, the *Jam-e-Jamshed*, the *Kaiser-i-Hind* (Gujarati and English editions), and of the *Kivlokar* and *Stree* for the supply, free of charge, of one copy, each, of these journals for the use of the nursing staff during the year under report.

28. The total collections to the Fund by way of members' subscriptions, donations and interest amounted to Rs. 1,262-5-5. The expenditure amounted to Rs. 1,056-3-9.

School Clinic.

29. The treatment of school children attending the Municipal Primary Schools was continued during the year under report at the School Clinic provided in this Hospital; and as shown in the following table, 2,095 new children were treated in the different departments of the Hospital, in addition to a large number of children who began their treatment in the previous year. The total number of children treated in the year was 8,425 as against 8,250 in the previous year.

Departments.	1938-39.			1937-38.		
	New cases.	Old cases.	Total.	New cases.	Old cases.	Total.
Medical and Surgical	671	2,963	3,634	646	2,874	3,520
Ear, Nose and Throat	352	556	908	451	690	1,141
Ophthalmic	282	1,225	1,507	255	1,161	1,416
Dental	685	325	710	267	435	702
Skin	405	1,261	1,666	332	1,129	1,471
Total	2,095	6,330	8,425	1,951	6,299	8,250

30. The following table will illustrate the number of school children with defective vision and the nature thereof treated at the School Clinic during the year under report compared with the figures for the previous two years.

Particulars	1938-39	1937-38	1936-37
1. No. of school children (new cases) examined in the eye clinic in the year	282	255	285
2. No. of defective vision in the students	216	218	239
3. Varieties of refractive errors (out of 184 cases)	(out of 224 cases)	(out of 192 cases)	
(a) Hypermetropia	34	19	31
(b) Myopia	28	36	32
(c) Hypermetropic Astigmatism	22	34	31
(d) Myopic Astigmatism	38	44	42
(e) Mixed Astigmatism	18	18	16

31. 112 children were operated upon in the Ear, Nose and Throat department and 14 in the Ophthalmic, 6 requiring major operations and the rest eight minor. 12 minor operations were performed in the out-patient department. 7 cases were admitted in the wards and were treated for Ankylostomiasis, catarrhal jaundice, dysentery, anaemia, bilateral genu valgum, septic wound and extra digit. Ultra-violet treatment was given to 13 children and 12 X-Ray plates were taken. Laboratory investigations were done for 32 children. One case of dog bite and 1 case of monkey bite were referred to the Haffkine Institute for treatment. Refraction was done on 184 children and glasses were prescribed to 126 children. The total cost of the School Clinic at the E. M. M. Hospital amounted to Rs. 8,898-10-0. A detailed report of the School Clinic has been submitted to the Schools Committee through the Executive Health Officer which is published by the Committee annually.

Poor Box Charity Fund.

32. The Poor Box Charity Fund from which relief is rendered to poor patients for providing them with spectacles, crutches, trusses, artificial limbs, travelling expenses, etc., has received steady support from the public as well as from the patients of the Hospital as will be seen from Appendix No. 15. Besides relief in the shape of blood transfusion, costly drugs, medicines, injections, travelling expenses, etc., the following appliances, etc., were also provided to 140 patients at a total cost of Rs. 928 as shown below. It may be added that it was possible to provide blood transfusion in 49 cases with the help of monetary assistance to the donors of blood from this Fund.

Particulars	No. of patients
Spectacles	80 Nos.
Bamboo crutches with rubber heels	25 "
Genu Valgum splints	2 "
Walking calipers with a pair of cork boots, sockets, etc.	4 "
Colostomy belts	2 "
Parker's Tracheotomy tube silver	1 No.
Knee-caps, elastic	1 "
Abdominal belts	3 Nos.
Artificial legs (Peg legs)	7 "
Portable Rubber Urinals	4 "
Ivory plug	1 No.
Hernia Truss	1 "
Mercury Rubber tube (Jagua's Bougie)	1 "
Thomas' Hip Splint with pattern, on sound leg and a pair of boots	2 Nos.
Sliding leather pad for buttocks with hand crutches	1 No.
Hamilton Irving suprapubic apparatus	1 "
Elephant Pattern Boots for a case of Syme's amputation	1 "
Dental apparatus (with cleft palate)	1 "
Surgical Boots (Orthopaedic)	2 Nos.

33. As mentioned in the previous year's report, the Indian Oxygen and Acetylene Co., Ltd., Calcutta, has continued to supply oxygen free of charge to the Hospital. This generous help in the interest of the patients of this Hospital is greatly appreciated.

34. The following major as well as other smaller donations were acknowledged with thanks during the period under report :—

	Rs.
1. Messrs. Burmah-Shell Oil Storage and Distributing Co. of India, Ltds	350
2. " General Motors (India), Ltd.	300
3. " The B. E. S. & T. Co., Ltd.	300
4. " B. I. S. N. Co., Ltd., (Rs. 25 p.m.)	300
5. " Bombay Dyeing and Manufacturing Co., Ltd.	251
6. The Agents, Bombay Dyeing and Manufacturing Co., Ltd.	251
7. The Judicial Clerk, Presidency Magistrate's Court, Additional Court, Bhoiwada, Dadar	100
8. Messrs. Hindustan Spinning and Weaving Mills Co., Ltd.	100
9. " Indian Manufacturing Co., Ltd.	100
10. " Western India Spinning and Manufacturing Co., Ltd.	100
11. " Wolverhampton Works Co., Ltd.	100
12. " Zandu Pharmaceutical Works, Ltd.	100
13. The Manager, Comptoir National D'Escompte De Paris	100
14. Messrs. Tate Sons, Ltd., Bombay	100
15. " Finlay Mills, Ltd.	100
16. " Bombay Gas Co., Ltd.	100
17. " Swan Mills, Ltd., per pro James Finlay & Co., Ltd.	100
18. The Agents, Kohinoor Mills Co., Ltd.	100
19. For and on behalf of the Swadeshi Mills Co., Ltd., Tata Sons, Ltd., Managing Agents	100
20. Mr. K. D. Sahukar	50
21. Miss. Madri Desai	50
22. The Director, Messrs. H. J. Foster & Co., Ltd.	50
23. Messrs. Volkart Bros.	50
24. Mr. S. J. Kantak	50

Hospital Pharmacopæia.

35. The copies of the second edition of the Hospital Pharmacopæia have been nearly exhausted. The printing of the third edition has now been taken in hand and the copies of the new edition are likely to be available before long.

THE COLLEGE.

36. During the year under report, 80 fresh admissions were made in June, 1938. An educational survey of these students shows that their average age at the time of admission was 19.8, it being 17.3 when they Matriculated. 70 of these students were single, 7 married and 3 betrothed.

37. The number of undergraduate students on the College roll at the close of the year was 450 which included 68 lady students and that of post-graduate and research students 66 as shown below :—

	Male students.	Female students.
1st M.B.B.S. 1st year	61	19
1st M.B.B.S. 2nd year	46	8
2nd M.B.B.S. 3rd year	54	13
3rd M.B.B.S. 4th year	67	14
3rd M.B.B.S. 5th year	153	13
Total number of students	382	68
Post-graduates including research students	63	3
Grand Total..	445	71

38. Thanks are due to the authorities of the Bai Jerbai Wadia Hospital for children for the continuation of the facilities given to the students of this College for clinical instruction in the diseases of children at that Hospital.

39. In accordance with the scheme of examining students medically, as inaugurated by the University of Bombay, out of 447 students so examined 287 students (64.2 per cent.) were placed under 'A' class, 156 (34.9 per cent.) in class 'B' and 4 (0.9 per cent.) in class 'C'. Those whose cases required treatment were referred to the Honorary Staff of the K. E. M. Hospital.

40. The results of the various examinations for which students were sent up by the College are summarised below :—

Examinations.	Candidates sent up.	No. passing the whole examination.
1st M.B.B.S. April 1938	46	22
Decr. 1938	49	46
2nd M.B.B.S. April 1938	50	34
Decr. 1938	67	41
3rd M.B.B.S. April 1938	90	24
Decr. 1938	114	31
M. D. (Medicine) June 1938	5	1
M. D. (Pathology) June 1938	1	1
M. D. (Midwifery) June 1938	5	1
M. S. June 1938	7	2
D. O. June 1938	2	..
Ph. D. June 1938	1	1
B.Sc. April 1938	10	4

Annual cost and revenue.

The total expenditure of the College including liabilities as well as expenditure on the Hostels came to Rs. 2,57,045 during the year under report as against Rs. 2,56,370 during 1937-38. The revenue of the College in the form of tuition fees, hostel rent and miscellaneous receipts amounted to Rs. 1,14,245 as against Rs. 1,06,585 during 1937-38. The gross cost per student for the year under report comes to Rs. 571 while the net cost works out at Rs. 317 as compared with the corresponding figures of Rs. 593 and Rs. 346, respectively, for the year 1937-38. The amount of fees received from the post-graduate students was Rs. 3,945.

Library and Museum.

42. During the year under report, 152 new books were added to the College Library as against 226 in the preceding year. Of these, 15 books were presented to the Library by their authors as complimentary copies for which thanks are due to them. 129 volumes of medical journals were got bound during the year under report. The number of books issued to the medical students was 13,020 as against 9,800 in the preceding year. 1,887 books and journals were sent outside the Library to members of the teaching staff of the College and Resident Medical Officers of the K. E. M. Hospital.

43. 50 new wet and dry specimens have been added to the Anatomy Museum during the year and about 100 specimens were renewed. The total number of specimens in the Anatomy and Comparative Anatomy section now comes to over 1,350. Both the sections of the Anatomy Museum are now well stocked with specimens. There is hardly any room left for further expansion of this Museum.

44. 94 new specimens were added to the Pathology Museum during the year, thus bringing the total of specimens in the Pathology section of the Museum to over 1,330. The Seth Jamnadas Lalubhai Museum Hall is now rapidly filling in. A large number of shelves were provided during the year under report for the exhibition of specimens on the ground floor of the Hall. 34 X-Ray dia-positives have been added to the Museum. 7 large plaster Models illustrative of various Public Health conditions have been exhibited in special niches in the Hygiene section of the Museum. Thanks are also due to Messrs. Duncan Stratton & Co., of Bombay, for giving us one model of the activated sludge sewage purification plant for being kept in the Museum on condition that it may be spared to the Company if needed for any demonstration.

Students' Hostels.

45. The number of students resident in the Hostel for male students during the year under report was 130 as against 133 during the previous year. I am glad to report that the pressing need of having a good hostel for the lady students of the College is now removed,

thanks to the generosity of the Municipal Corporation for the City of Bombay, by the construction of a fine Hostel building for the lady students at a cost of about Rs. 82,000. The building has 20 single rooms and 4 double rooms and is designed to accommodate 28 lady students comfortably. The Hostel was thrown open to the lady students from October 1938 and the response from them was encouraging. 12 students applied for admission during the Winter Term 1938 and the number rose to 22 during the Spring Term 1939. The latter figure includes 9 lady students from the Grant Medical College. The Hostel has been placed under the able management and supervision of Mrs. A. C. Chatterjee who has been appointed as Lady Superintendent of the Hostel. The total expenditure incurred on the Hostels was Rs. 9,785 while the income derived in the form of rent was Rs. 14,829.

Gymkhana.

46. The College Gymkhana took part as usual in the Inter-Collegiate tournaments during the year under report. The Hockey Team did well in reaching the final, but unfortunately lost against the St. Xavier's College. The Cricket Team also fared fairly well. In the Inter-Collegiate Badminton Tournament, Miss Lovji secured the Ladies' Singles Championship and with Miss S. H. Mulla, got the Ladies' Doubles championship. In the Mixed Doubles, Miss Lovji and Mr. N. L. Divekar reached the final but were unfortunately defeated. In Tennis, the College won for the first time the Inter-Collegiate Tennis Championship. Mr. N. L. Divekar won the Individual Championship in Tennis, while Miss D. B. Lovji and Mr. Divekar secured the Mixed Double Championship.

46a. The students are taking keen interest in Physical Training under the able guidance of Mr. K. G. Rao, the Physical Instructor of the College.

Research.

47. The different departments of the College and Hospital had in addition to their normal teaching and other work, the following investigations in hand during the year under report :—

Serial No.	Name of the enquiry.	Conducted by	Name of the Fund or Institution under whose auspices the enquiry is undertaken.
1	Balanced Diet	Prof. S. P. Niyogi, M.Sc., M.B. (Cal.), Prof. V. N. Patwardhan, M.Sc., Ph.D., and Mr. B. N. Acharya, M.Sc.	Under the auspices of the Indian Research Fund Association and Sir Dorabji Tata Trust and in collaboration with the Baby and Health Week Association.
2	Basal Metabolism in Children and Adults in Bombay Presidency.	Prof. S. P. Niyogi, M.Sc., M.B. (Cal.), Dr. V. N. Patwardhan, M.Sc., Ph.D., and Mr. P. L. Power, M.B.B.S.	Under the auspices of the Indian Research Fund Association.
3	Pharmacological investigations of Oroxylin.	Prof. A. S. Paranjpe, M.D. (Heidl), D.T.M., Ch.B., and Mr. P. L. Power, M.B.B.S.	Do.
4	Thrombo-angietic Obliterations.	Dr. R. N. Cooper, M.S., F.R.C.S., A. V. Baliga, F.R.C.S., K. G. Munsif, F.R.C.S., A. E. Desai, F.R.C.S., Dr. R. G. Dhayagude, M.D., and Mr. J. Mordecai, M.B.B.S.	Do.
5	Calcium Metabolism in Health and Disease.	Dr. V. N. Patwardhan, M.Sc., Ph.D. (Lond.) and Mr. R. G. Chitre, M.Sc.	Do.
6	Toxemia in Pregnancy.	Dr. N. A. Parandare, M.D., and Mr. N. A. Parikh, M.B.B.S.	Do.
7	The Incidence of Pneumococcal type Infection in Bombay.	Dr. R. G. Dhayagude, M.D.	Under the auspices of the Bombay University.
8	Virulence in Bacillus Tuberculosis.	Dr. C. B. Dhurandhar, M.B.B.S., D.O. (Bom.).	Do.
9	Studies in Mesenteric Revascularisation.	Dr. K. D. Manohar, M.D. (Bom.).	Do.
10	Developments of body parts of children between 8 and 11 years of age.	Dr. G. M. Kuralkat, M.B.B.S. (Bom.).	Do.
11	Excretion of Urine in Vitamin G.	Dr. A. Fernandez, M.B.B.S.	Do.
12	Diet Survey in Bombay.	Prof. S. P. Niyogi, M.Sc., M.B. (Cal.), and Mr. D. B. Sukhthankar, M.Sc.	G. S. M. College and K. B. M. Hospital Research Fund.
13	The Absorption of Phosphates from the Intestines and some factors which influence it.	Dr. V. N. Patwardhan, M.Sc., Ph.D. (Lond.), and Mr. N. G. Nhani, B.Sc.	Do. do.
14	Study of Spirochaetal Jaundice.	Dr. K. D. Manohar, M.D.	Do. do.
15	Mechanics of the Pleura.	Dr. K. D. Manohar, M.D.	Do. do.

48. Articles on medical subjects were published by the members of the Honorary, Professorial and other staff as mentioned below:—

Serial No.	Name of the Article	Contributed by	Name of the Journal publishing it
1	True Adhlohyria and Anemia.	Dr. R. G. Dhayagude, M.D. (Bom.), and Mr. V. N. Khedkar, M.B.B.S.	Indian Journal of Medical Research, January 1938.
2	An Aneurysm of a Coronary Artery.	Dr. K. D. Manohar, M.D. (Bom.)	Archives of Pathology, December 1939, Vol. 26.
3	Anginal Pain, and its connection with Malaria.	Dr. K. D. Manohar, M.D.	Indian Medical Gazette, March 1938.
4	Sub-Clinical Septic Foci	Dr. K. D. Manohar, M.D.	Medical Bulletin, November 1938.
5	Studies in Calcium and Phosphorus Metabolism.	Dr. V. N. Patwardhan, M.Sc., Ph.D. (Lond.)	The Indian Journal of Medical Research, Vol. XXVI, October 1938.
6	The Constitution of Oroglylin-A. Part II.	Mr. B. B. Mehta, M.Sc.	Journal of the Chemical Society, England, 1938.
7	Diabetes Mellitus	Dr. N. D. Patel, M.D., M.R.C.P. (Lond.)	Medical Bulletin, August 1938.

49. Special classes for the D.O., D.O.M.S., and Primary F.R.C.S. examination were held during the year. Six students from this College appeared for the Primary F.R.C.S. examination held in January, 1939, at Lahore and 3 of them were declared successful. 31 students in all had appeared for this examination from all parts of India and only 6 students passed the said examination. Out of these six successful students, four (including 3 of this College) came from Bombay. And it reflects a great credit on the staff in the Anatomy and Physiology departments of this, and the Grant Medical College to have had such an excellent result. These classes were organised jointly by the Heads of the two Colleges in consultation with the staff of the said departments.

50. I am glad to record that Dr. C. C. Merchant, M.B.B.S., a Demonstrator in the Pharmacology department was awarded the Dossabhoj Hormasji Cama Prize for 1938 by the University of Bombay for his essay on "The prevention of Diabetes Mellitus." Mr. C. R. Mehta, M.Sc., a Demonstrator in the Chemical section of the same department was awarded the Degree of Doctor of Philosophy by the Bombay University for his thesis on "Chemical Investigation of the root bark of Oroglylin Indicum vent and the Synthesis of Wagonis."

Social Welfare Centre for the Labour Staff.

51. The Social Welfare Centre hitherto conducted by the Bhagini Samaj for the welfare of the menial and labour staff of the Hospital and College was taken over during the year under Report by the Health Department along with the other Municipal Centres. From the report received from the Executive Health Officer, it may be stated that the activities of the Centre are more or less identical with those carried out under the auspices of the Bhagini Samaj as mentioned in the last year's report. This short account of the Welfare Centre would not be complete without a reference being made to a very sad drowning tragedy which took place at Marwa Beach, Malad, on 12th February 1939, when a party of the members of our Welfare Centre went out for a picnic to the above place. A few of the swimmers went for a dive in the sea. Along with them was one who did not know swimming and therefore got into difficulties. One of the swimmers went to his rescue but lost his life along with the other in trying to save his comrade. Two precious lives were thus suddenly and prematurely cut off and our sympathies go to their bereaved families and I would like to pay my tribute to the memory of him who lost his own life while trying heroically to save the life of the other.

52. The three Co-operative Credit Societies started for the labour staff of the Hospital and College are now making good progress. During the last two years various difficulties were experienced in working the three Societies separately, the aims, workings and managements of which were practically identical. Moreover the three separate units entailed more labour and expense. It was therefore decided last year to amalgamate the three Societies into one. The Registrar, Co-operative Credit Societies was therefore approached and his sanction for the said amalgamation was obtained. The new amalgamated Society has started its work from 29th May, 1939.

53. The total share capital of the Societies which was Rs. 4,180 at the year ending 30th June 1938, increased to Rs. 7,200 by 31st May 1939. Deposits to the extent of Rs. 4,400 were returned to the depositors during the same period as the Societies were steadily

building up their own capital. The Societies have still Rs. 4,350 as fixed deposits obtained from various sources. The total loans advanced to members during the last 11 months, i.e., from 1st July 1938, to 31st May 1939, came to Rs. 15,490. About 70 per cent. of the loans have been given for liquidating old debts, 15 per cent. for marriages, etc., 10 per cent. for repairs to homes and farms and 5 per cent. for other miscellaneous purposes. The membership of the Societies which was 237 on 30th June 1938, went up to 280 by the end of May 1939.

54. An interesting feature of the year was the unveiling ceremony of the bust of Seth Jamnadas Lallubhai in front of the Seth Jamnadas Lallubhai Museum by the Hon'ble Dr. M. D. D. Gilder, M.D. (Lond.), F.R.C.S. (Eng.), the Minister for Health and Excise before a large and distinguished gathering on 4th February 1939. The function was very well attended. My cordial thanks are due to the Trustees of the Seth Jamnadas Lallubhai Estate for presenting to the College a fine marble bust of the gentleman from whose Estate was made the donation which made the construction of the Museum possible, and for treating the visitors to the function with sumptuous refreshments.

55. It is my painful duty to record here that during the year under report defalcations of fees paid by students as well as of other municipal and other dues was detected in June 1938. The total amount involved was over Rs. 27,000 the defalcation running over a period of six years since 1933. Two clerks were concerned in the said misappropriation of public monies and both were tried in a Court of Law. One of them, the principal culprit, was sentenced to rigorous imprisonment for a total period of two and a half years and a fine of Rs. 1,600 or in default six months' further imprisonment and the other was sentenced to rigorous imprisonment for a period of three months and a fine of Rs. 100 or in default one month's further imprisonment. Disciplinary action against the subordinate staff has already been taken for negligence in their duty and lack of proper supervision. A detailed report has been made by the Municipal Commissioner to the Corporation in this matter and steps have been taken which would prevent the occurrence of such defalcation in future.

56. In conclusion, I would like to express my thanks to the Honorary, Professorial and other staff of the Hospital and College for their valuable work and willing co-operation during the year under report.

INDEX OF APPENDICES.

- Appendix No. 1. List of the College and Hospital Senior Staff.
- " " 2. Summary of In-patients and their classification as per departments.
- " " 3. Summary of Out-patients and their classification as per departments.
- " " 4. Chart illustrating In and Out-patient admissions by months.
- " " 5. Summary of patients according to sex, age and casts, with a chart illustrating this summary.
- " " 6. Summary of patients according to their nature of diseases.
- " " 7. Classification of operations in the Surgical Department.
- " " 8. Classification of operations in the Gynecological Department.
- " " 9. Classification of operations in the Ophthalmic Department.
- " " 10. Classification of operations in the Ear, Nose and Throat Department.
- " " 11. X-Ray and Electro-therapy Report.
- " " 12. Skin and Venereal Department Report.
- " " 13. Clinical Laboratory Report.
- " " 14. Electro-cardiograph Department Report.
- " " 15. Poor Box Charity Fund—Statement of Accounts.

APPENDIX No. 1.

THE COLLEGE AND HOSPITAL SENIOR STAFF.

Dean.

JIVRAJ N. MEHTA, Esq., M.D. (Lond.), M.R.C.P. (Lond.), F.C.P.S. (Bom.).

Assistant Dean.

R. E. DADACHANJI, Esq., M.B.B.S. (Bom.).

Assistant Medical Officer.

V. V. JADHAV, Esq., M.B.B.S. (Bom.).

Professor of Anatomy.

R. P. KOPPIKAR, Esq., M.S. (Bom.), F.U.P.S. (Bom.).

Assistant Professor of Anatomy.

G. M. KURULKAR, Esq., M.B.B.S. (Bom.).

Professor of Physiology.

S. P. NIYOGI, Esq., M.Sc., M.B. (Cal.).

Assistant Professor of Bio-Chemistry.

V. N. PATWARDHAN, Esq., M.Sc. (Bom.), Ph.D. (Lon.), A.I.S.C.

Assistant Professor of Physiology.

A. FERNANDEZ, Esq., M.B.B.S. (Bom.).

Professor of Pharmacology and Materia Medica.

A. S. PARANJPE, Esq., M.D. (Hield), D.T.M. (Lond.), M.B.Ch.B. (Edin.).

Professor of Pathology and Bacteriology.

V. R. KHANOLKAR, Esq., B.Sc. (Lond.), M.D. (Lond.).

Assistant Professors of Pathology and Bacteriology.

R. G. DHAYAGUDE, Esq., M.D. (Bom.).

R. G. MODAK, Esq., M.D. (Bom.).

Assistant Clinical Pathologist.

K. D. MANOHAR, Esq., M.D. (Bom.).

Honorary Physicians and Lecturers in Medicine.

M. D. D. GILDER, Esq., B.A., M.D. (Lond.), F.R.C.S. (Eng.), F.C.P.S. (Bom.), (on leave).

P. C. BHARUCHA, Esq., M.D. (Lond.), B.S. (Lond.), F.C.P.S. (Bom.).

P. T. PATEL, Esq., M.D. (Lond.), M.R.C.P. (Lond.), D.T.M. & H. (Cantab.), F.C.P.S. (Bom.).

L. D. DHAWALE, Esq., B.A. (Allahabad), M.D. (Bom.).

S. G. VENGSARKAR, Esq., M.D. (Bom.).

Honorary Assistant Physicians and Lecturers in Medicine.

N. D. PATEL, Esq., M.D. (Lond.), M.R.C.P. (Lond.).

A. HAMEED, Esq., M.D. (Bom.). (on leave).

M. J. SHAH, Esq., M.B.B.S. (Bom.), M.R.C.P. (Lond.), D.T.M. & H. (Lond.).

P. RAGHAVAN, Esq., M.D. (Bom.), Officiating.

Honorary Surgeons and Lecturers in Surgery.

- R. N. COOPER, Esq., M.S. (Lond.), F.R.C.S. (Eng.), F.C.P.S. (Bom.).
 T. O. SHAH Esq., L.M. & S., (Bom.), F.R.C.S. (Eng.), F.C.P.S. (Bom.).
 V. M. KAIKINI, Esq., B.A., M.B.B.S. (Bom.), F.R.C.S. (Edin.), F.C.P.S. (Bom.).
 A. V. BALIGA, Esq., F.R.C.S. (Eng.).

Honorary Assistant Surgeons.

- K. G. MUNSHI, Esq., M.B.B.S. (Bom.), F.R.C.S. (Eng.).
 G. M. PHADKE, Esq., M.B.B.S. (Lond.), F.R.C.S. (Eng.).
 M. M. PANDYA, Esq., M.B.B.S. (Bom.), F.R.C.S. (Eng.).
 A. E. DESAI, Esq., M.B.B.S. (Bom.), F.R.C.S. (Eng.).

Honorary Surgeon and Lecturer in Ear, Nose and Throat.

- HOMI D. GANDHI, Esq., M.B.B.S. (Bom.), F.R.C.S. (Edin.).

Honorary Assistant and Lecturer in Ear, Nose and Throat.

- S. G. JOSHI, Esq., M.S. (Bom.).

Honorary Gynaecologists and Lecturers in Gynaecology and Obstetrics.

- H. D'SA, Esq., M.D. (Bom.), F.C.P.S. (Bom.), F.C.O.G. (Lond.)
 MISS P. C. DAROOWALLA, M.D. (Bom.).
 SIE MANGALDAS V. MEHTA, KT., O.B.E., B.A., F.C.P.I., F.C.P.S., F.C.O.G. (Lond.),
Ex-Officio Honorary Lecturer in Obstetrics.

Honorary Assistant Gynaecologist.

- K. M. MASANI, Esq., D.D. (Lond.), F.R.C.S. (Eng.).

Honorary Ophthalmic Surgeons and Lecturers in Ophthalmology.

- R. P. RATNAKAR, Esq., L.M. & S. (Bom.), D.Ch.O. (L'pool), D.O. (Oxon.), D.O.M.S. (Eng.),
 F.C.P.S. (Bom.).
 G. T. MODY, Esq., D.O. (Oxon), M.R.C.S. (Eng.), L.R.C.P. (Lond.), M.B.B.S. (Bom.).

Honorary Dental Surgeons and Lecturers in.

- H. G. MOGHE, Esq., L.M. & S. (Bom.), L.D.S., R.C.S. (Eng.).
 D. M. DESAI, Esq., L.D.S., R.C.S. (Eng.).

Honorary Lecturer in Dermatology and Venereology and Honorary Dermatologist and Venereologist.

- A. C. REBELLO, Esq., M.B.B.S. (Bom.), D.T.M. & H. (Lond.).

Honorary Assistant Dermatologist and Venereologist.

- J. A. FERNANDEZ, Esq., L.R.C.P. (Lond.), M.R.C.S. (Eng.), M.R.C.P. (Edin.).

Honorary Radiologist and Lecturer in Radiology and Electro-therapy.

- J. M. DESAI, Esq., M.B.B.S. (Bom.), D.M.E.E. (Cantab.).

Honorary Assistant Radiologist.

- Z. J. JOSEPH, Esq., M.D. (Bom.), D.M.R.E. (Cantab.).

Honorary Anaesthetist and Lecturer in Anaesthesia.

- M. N. DESAI, Esq., M.B.B.S. (Bom.), D.A. (Eng.).

Honorary Lecturer in Medical Jurisprudence and Toxicology.

- R. E. DADACHANJI, Esq., M.B.B.S. (Bom.).

Honorary Lecturer in Hygiene and Preventive Medicine.

- R. K. MHATRE, Esq., L.M. & S. (Bom.), D.P.H., D.T.M. & H. (Cantab.)

APPENDIX No. 2.

Summary of In-patients classified according to Departments—1938.

	ADULTS.		CHILDREN.		Total.
	Male.	Female.	Male.	Female.	
Medical	4,522	1,186	267	151	6,126
Surgical	2,889	698	261	140	3,988
Ophthalmic	448	276	18	26	768
Gynæcological		581		1	582
Dental	2				2
Skin and Venereal	302	36	8	12	358
Aural	608	363	277	248	1,496
Total	8,771	3,140	831	578	13,320

APPENDIX No. 3.

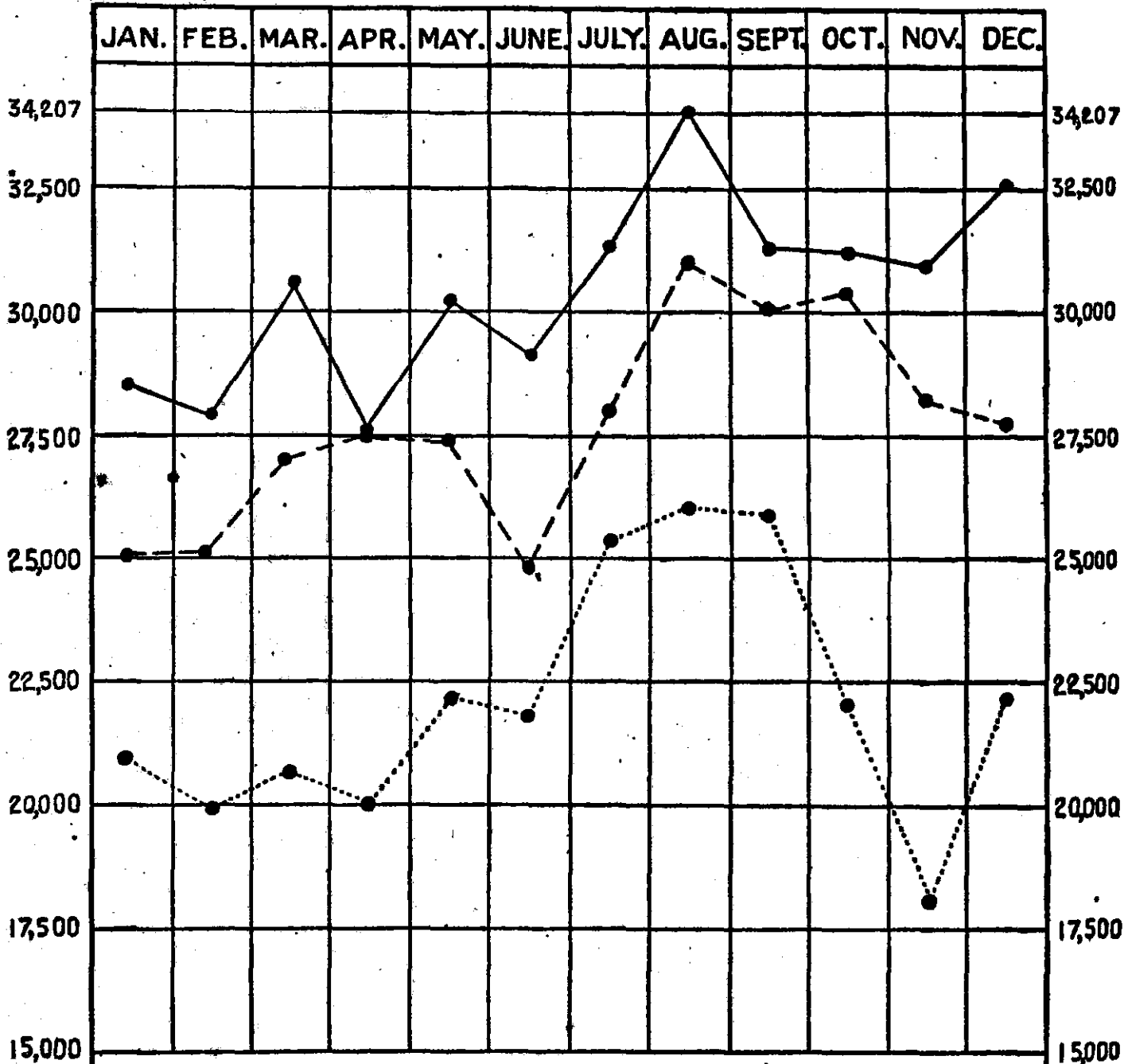
Summary of Out-patients and Casualty Patients classified according to Departments for the year 1938.

	O.P.D. new cases.	Casualty cases.	Total new O.P.D. and Casualty cases.	Old cases.	Grand Total.
Medical	41,063	4,612	45,675	75,638	1,21,313
Surgical	19,540	12,601	32,141	78,105	1,10,246
Ophthalmic	7,517	1,135	8,652	18,180	26,832
Gynæcological	2,669	121	2,790	10,085	12,875
Dental	6,151	54	6,205	4,489	10,694
Skin and Venereal	12,033	226	12,259	46,802	59,061
Aural	6,747	344	7,091	18,020	25,111

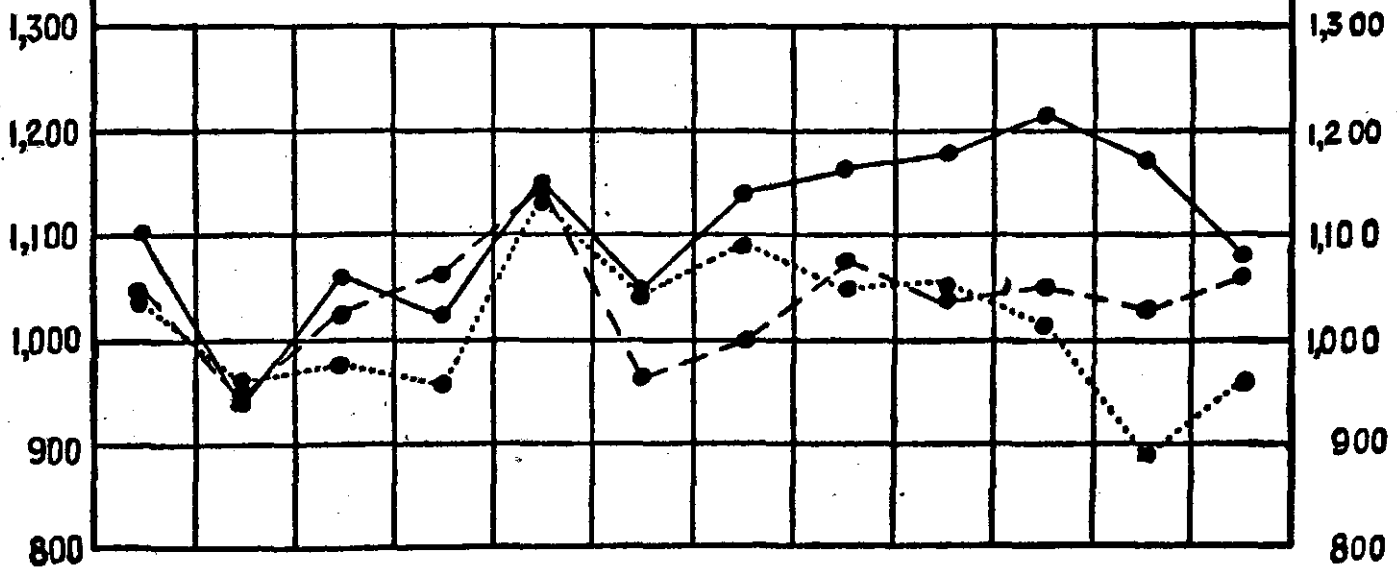
APPENDIX 4.

**CHART ILLUSTRATING OUT-PATIENT ATTENDANCE
AND IN-PATIENT ADMISSIONS BY MONTHS FOR THE YEARS
1936, 1937 AND 1938.**

OUT-PATIENT ATTENDANCE.

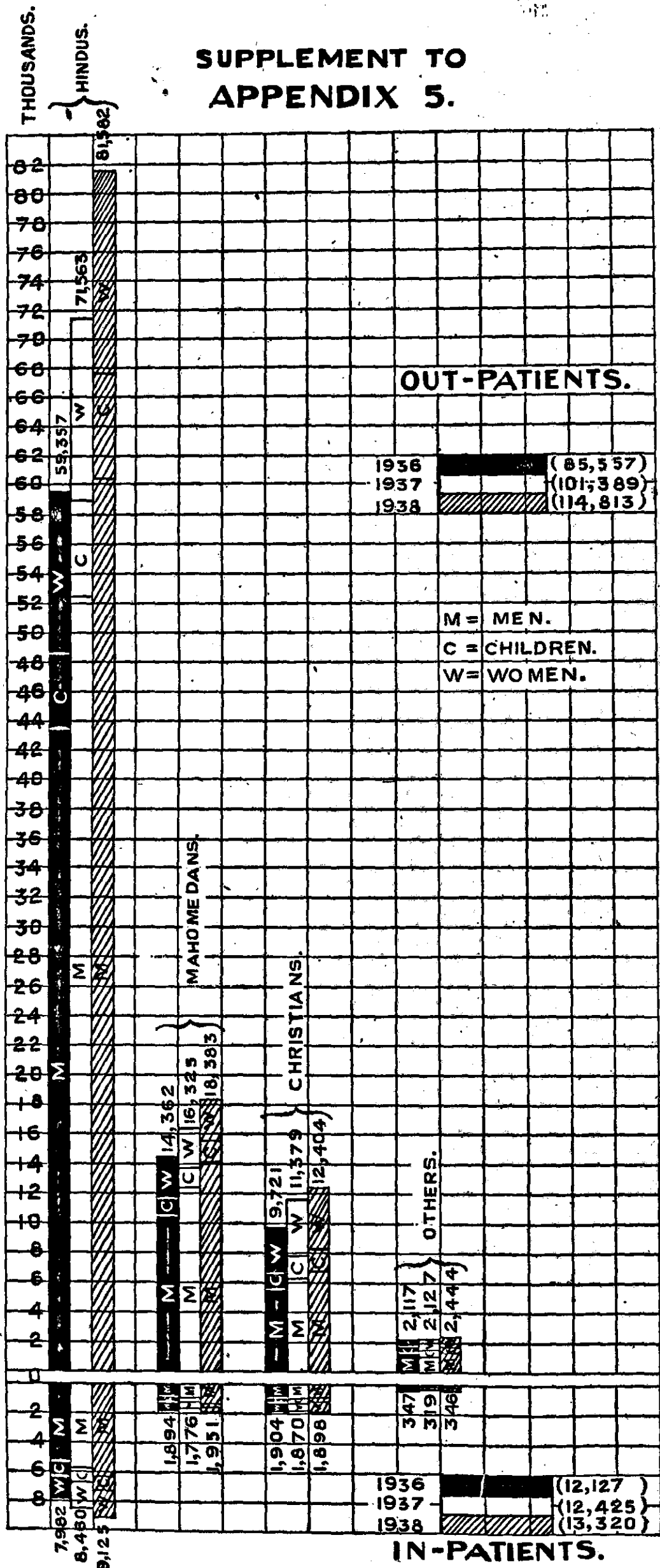


IN-PATIENT ADMISSIONS.



1936
1937 - - - -
1938 ———

SUPPLEMENT TO APPENDIX 5.



FIGURES IN BRACKETS REPRESENT TOTAL NUMBER OF PATIENTS TREATED IN THE YEARS 1936, 1937 AND 1938 RESPECTIVELY.

APPENDIX No.

Summary of patients treated at the K. E. M. Hospital according to Sex, Age and Caste, with results for the year 1938.

	HINDUS.				MUSALMANS.				CHRISTIANS.				OTHERS.				TOTAL.				Total of patients	
	Men.	Women.	Children.		Mosl.	Women.	Children.		Men.	Women.	Children.		Men.	Women.	Children.		Men.	Women.	Children.			
			Male.	Female.			Male.	Female.			Male.	Female.			Male.	Female.			Male.	Female.		
Remained .. In-patients	208	82	11	9	52	11	6	2	30	15	3	..	5	1	290	109	20	11	430.	
Admitted	In-patients ..	6,268	1,972	532	353	1,436	340	113	62	895	720	145	137	171	108	41	26	8,771	3,140	831	576	13,320
	Out-patients.	60,390	14,108	4,276	2,818	14,058	2,851	850	624	6,788	4,103	826	687	1,263	801	207	173	82,489	21,863	6,159	4,302	114,813
Total treated	In-patients ..	6,471	2,054	543	362	1,488	351	119	64	926	735	148	137	176	109	41	26	9,061	3,249	851	589	13,750
	Out-patients	60,390	14,108	4,276	2,818	14,058	2,851	850	624	6,788	4,103	826	687	1,263	801	207	173	82,489	21,863	6,159	4,302	114,813
Discharged cured. In-patients	1,846	585	118	74	299	78	21	16	246	213	29	27	35	20	14	2	2,526	896	182	119	3,723	
Relieved. .. In-patients	2,738	832	254	175	641	157	66	35	455	370	88	93	92	60	26	22	3,926	1,409	434	325	6,094	
Discharged otherwise or absconded. .. In-patients	939	339	84	54	221	71	19	4	141	99	18	10	29	20	1	2	1,330	529	122	70	2,051	
Died. .. In-patients	748	231	67	48	176	28	11	8	63	24	10	5	15	5	1,002	298	88	62	1,450+2 still-born	
Remaining. .. In-patients	200	77	20	11	51	17	2	1	21	19	3	1	5	4	277	117	25	13	432	

APPENDIX No. 5.

Summary of the patients treated in the K. E. M. Hospital according to diseases for the year 1938.

Names of diseases.	IN-PATIENTS.							Out-patients and casualty cases.	
	Remain-ed.	Admit-ted.	Total.	Discharged.					Remain-ing.
				Cured.	Relieved.	Other-wise.	Died.		
Cholera	..	2	2	1	1	7	
Dengue	
Amoebic dysentery	..	218	221	61	90	29	36	1,107	
Bacillary dysentery	..	107	108	34	30	9	34	813	
Diarrhoea	..	113	116	29	50	13	14	1,169	
Diphtheria	..	1	1	1	..	18	
Enteric fever	..	308	314	115	41	72	79	694	
Syphilis	..	140	149	11	105	26	5	2,587	
Gonococcal infections	..	77	84	8	65	6	1	2,053	
Soft Chancre	..	14	14	..	10	1	..	656	
Other diseases of venereal origin	..	24	27	7	12	380	
Influenza	..	334	338	217	104	15	..	3,095	
Kala-Azar	..	3	4	..	3	1	..	1	
Leprosy	..	4	4	..	1	3	..	222	
Malaria	..	702	710	397	242	40	19	5,662	
Measles	..	5	5	1	..	4	..	16	
Meningococcal infection	..	61	61	1	..	26	29	49	
Plague	
Pneumonia	..	677	700	360	92	28	204	940	
Relapsing fever	110	
Rheumatid fever	..	22	22	4	16	611	
Sandfly fever	
Small-pox	..	35	35	33	..	40	
Tuberculosis of lungs	..	194	196	8	38	121	39	967	
Other forms of tuberculosis	..	313	325	45	147	38	27	1,215	
Typhus fevers—			305	
(a) Louse	
(b) Tick	
(c) Unknown vector	
Pyrexia of uncertain origin and other diseases due to infection	..	298	312	89	55	40	113	893	
Ankylostomiasis	..	46	46	..	30	4	..	24	
Guinea-worm disease	..	6	6	1	4	1	..	70	
Filariasis	..	24	25	2	9	14	..	143	
Scabies	..	19	20	7	10	..	1	2,322	
Other diseases due to metazoan parasites	..	32	34	7	21	5	..	1,715	

APPENDIX No. 6.—contd.

Summary of the patients treated in the K. E. M. Hospital according to diseases for the year 1938.

Names of diseases.	IN-PATIENTS.								Out-patients and casualty cases.
	Remain- ed.	Admit- ted.	Total.	Discharged.				Remain- ing.	
				Cured.	Relieved.	Other- wise.	Died.		
Tumours—benign ..	12	214	226	92	50	54	10	14	758
Tumours—malignant—									
(a) Mouth ..	1	29	30	3	17	4	6	..	61
(b) Oesophagus & stomach ..	1	23	24	1	8	11	9	..	16
(c) Intestines	2	2	..	1	..	1	..	5
(d) Rectum	7	7	..	2	4	1	..	5
(e) Breast	15	15	6	5	2	1	..	56
(f) Uterus	2	2	..	2	2
(g) Penis	6	6	2	2	..	1	1	9
(h) Skin	9	9	..	4	3	1	1	11
(i) Others ..	4	99	103	8	30	39	23	3	164
Diseases of nervous system ..	17	364	381	23	177	112	49	27	1,636
Mental diseases	5	5	..	1	3	1	..	29
Typhoma	22	22	5	18	3	667
Glaucoma ..	2	79	81	29	29	14	..	10	104
Cataract ..	12	385	397	321	25	34	..	17	688
Other diseases of the eye ..	6	219	227	73	101	43	1	9	4,360
Diseases of the ear ..	4	79	83	5	65	4	5	4	1,400
Diseases of the nose ..	4	318	322	7	278	31	3	3	1,357
Diseases of the circulatory system ..	22	440	462	15	219	74	124	30	564
Diseases of blood and spleen ..	24	529	553	19	315	88	407	24	4,084
Inflammation of lymphatic glands and vessels	15	15	12	1	1	..	1	74
Other diseases of the lymphatic system	5	5	2	3	61
Goitre ..	1	20	21	7	4	7	3	..	40
Other diseases of the ductless glands	2	2	1	1	1
Diseases of the breast excluding tumours	38
Diabetes ..	1	50	51	..	22	10	7	2	74
Beriberi	1	1	1	1
Epidemic dropsy
Osteomalacia ..	2	10	12	..	8	4	11
Rickets ..	1	7	8	..	3	3	1	1	121
Scurvy	1	1	..	1	4
Xerophthalmia	1	1	..	1	100
Other diseases due to deficiency or to disorders of nutrition or metabolism
Hydrocele ..	6	112	118	90	24	12	..	2	991

APPENDIX No. 6.—*contd.*

Summary of the patients treated in the K. E. M. Hospital according to diseases for the year 1938.

Names of diseases.	IN-PATIENTS.							Out-patients and casualty cases.	
	Remain- ed.	Admit- ted.	Total.	Discharged.					Remain- ing.
				Cured.	Relieved.	Other- wise.	Died.		
Other diseases of the male generative system excluding tumours	9	143	152	57	59	23	9	4	843
Other diseases of F. G. System	18	403	421	157	172	68	9	15	1,783
Diseases of bones, joints muscles, fasciæ and bursæ ..	9	302	311	54	158	79	8	12	2,856
Elephantiasis	14	14	4	5	3	..	2	27
Other diseases of areolar tissue	8	292	300	116	126	20	28	15	1,509
Ulcerative inflammation	29	29	14	7	5	..	3	186
Other diseases of the skin and nails, excluding tumours ..	6	129	135	43	75	8	6	3	3,693
Nephritis	2	69	71	8	31	12	20	2	99
Stone in the bladder	1	19	20	10	4	6	71
Other diseases of the urinary organs, excluding tumours ..	6	322	328	61	162	75	21	9	609
Injuries, general and local	62	1,563	1,625	338	869	234	132	52	22,485
Opium poisoning	34	34	8	9	..	17	..	27
Other poisoning	1	190	191	88	78	8	15	2	360
Labour, normal
Labour, abnormal
Diseases of new born infants
Diseases of the respiratory system other than pneumonia and tuberculosis ..	19	566	585	137	247	72	107	22	5,593
Diseases of the teeth and gums, excluding tumours ..	1	17	18	4	12	1	1	..	5,397
Diseases of the stomach excluding tumours	3	166	169	22	110	33	3	1	3,087
Diseases of the intestines, excluding diarrhoea, dysentery and tumours ..	12	412	424	217	116	47	33	11	2,471
Liver abscess	2	29	31	2	16	6	7	..	66
Other diseases of the liver	7	166	173	26	82	31	26	8	374
Appendicitis	7	211	218	92	88	23	9	6	334
Ascites of unknown or doubtful origin	12	12	1	9	2	29
Other diseases of the digestive system excluding diarrhoea, dysentery and tumours	15	1,274	1,289	139	1,020	73	47	10	4,209
Not yet diagnosed	11	42	53	5	17	28	..	3	10,301
No appreciable disease	6	70	76	4	36	35	..	1	2,538
Grand Total	430	18,320	18,750	3,723	6,094	2,051	1,450 + 2 still-born	432	1,14,813

APPENDIX No. 7.

Classification of Operations performed in the Surgical Department during the year 1938.

Nature of Operation.	IN-PATIENTS.										Out-door patients operated on.
	Remained as per last Report.	Number of Operations.				Result.				Remained under treatment.	
		Principal.	Secondary.	Total.	No. of patients operated on.	Cured.	Relieved.	Discharged otherwise.	Died.		
TUMOURS, BENIGN, EXCISION OF—											
Lipoma	1	2	3	3	1	1					21
Fibro Lipoma											3
Fibroma		1	1	1			1				22
Chondroma											3
Osteo Chondroma		1	1	1		1					
Osteoma		4	4	4	3	1					1
Neuro Fibroma		1	1	1	1						1
Angioma (Haemangioma) Capillary		2	2	2	2						2
Lymphangioma		1	1	1	1						
Papilloma		1	1	1	1						12
Adenoma		2	2	2	2						6
Adeno Fibroma											1
Myeloma		2	2	2	2		2				
MALIGNANT—											
Mixed Parotid Tumour		5	5	5	5	3	1			1	
Sarcoma round celled		3	3	3	3	2	1				
Sarcoma single celled		1	1	1	1		1				
Sarcoma mixed celled		1	1	1	1						1
Carcinoma (Cancer)		1	1	1	1		1				
Epithelioma		1	1	1	1	1					
MIXED TUMOURS.—											
Epulis											1
Teratoma		2	2	2	2	1			1		
GRANULATION TISSUE TUMOURS—											
Granuloma		2	2	2	2		2				
SCAR TISSUE GROWTHS—											
Keloid											5
Excision scar		6	2	10	8	5	2		1		1
CYSTS—RETENTION CYSTS—											
REMOVAL OF—											
Removal cyst origin not known		1	1	1	1	1					10
Mucous cyst		2	2	2	2	2					1
Sebaceous cyst		4	4	4	4	1	3				70
Ranula		2	2	2	2	1	1				10
Dentigerous cyst		1	1	1	1	1					1

APPENDIX No. 7—contd.

Classification of Operations performed in the Surgical Department during the year 1938.

Nature of Operation.	Remained as per last Report.	Number of Operations.				Cured.	Result.			Remained under treatment.	Out-door patients operated on.
		Principal.	Secondary.	Total.	No. of patients operated on.		Relieved.	Discharged otherwise.	Died.		
REMOVAL OF CONGENITAL CYSTS—											
Thyro-glossal cyst	1	1		1	1	1					
Dermoid cyst		1		1	1						10
REMOVAL OF DISTENSION CYST—											
Ganglion		2		2	2	1	1				11
Thyro-glossal cyst	1	2		2	2	1					
EXCISION OF NEURAL CYST—											
Myelocele	1	1		1	1						
REMOVAL OF LYMPHATIC CYSTS											
Cystic hygroma		2		2	2	2					
Lymphangiocoele		2		2	2	2					
DESTRUCTION BY ELECTRICITY—											
Electro cautery		1		1	1		1				
Diathermy		4		4	4	2	2				
Electrolysis		2		2	2	2					
DESTRUCTION BY RADIATION—											
Radium		15	1	16	15		8	4	2		
INCISION, EVACUATION AND DRAINAGE OF ABSCESS—											
Acute abscess	3	132	92	164	132	89	45	10	18	8	1,083
Chronic abscess		3		3	3	2	1				23
Pyocele	1	29	2	31	29	18	8		4		12
Abscess scrotum											24
Ischio rectal abscess		10	1	11	10	6	4				17
Perianal abscess		6		6	6	6	1				80
Periurethral abscess	1	5	1	6	5	3	3				
Abdominal wall abscess		5		5	5	3	2				17
Gluteal abscess	1	6	2	7	6	4	2		2	1	53
Mammary abscess		4		4	4	2	1				12
Parotid abscess		7	1	8	7	1	3				8
Perinephric abscess		5		5	5	3	2				
Prostatic abscess			1	1							
Pelvic abscess		1		1	1	1					
Psoas abscess	1	1		1	1	2					
Ileo-Psoas abscess		7	2	9	7	2	3		1	1	

APPENDIX No. 7—contd.

Classification of Operations performed in the Surgical Department during the year 1938.

Nature of Operation.	IN-PATIENTS.										Out-door patients operated on.
	Remained as per last Report.	Number of Operations.			No. of patients operated on.	Result.				Remained under treatment.	
		Principal.	Secondary.	Total.		Cured.	Relieved.	Discharged otherwise.	Died.		
INCISION, EVACUATION AND DRAINAGE OF ABSCESS—contd.											
Hepatic abscess		3		3	3	1			2		
Alveolar abscess		2		2	2		1		1		10
Spinal abscess		1		1	1	1					
Empyema		1	1	2	1				1		1
Onychia											55
Furuncle											54
Suppurating bubo		1		1	1	1					5
Hematoma			1	1							1
ASPIRATION OF—											
Chronic abscess		16	5	21	16	8	7	5	1		402
Aspiration cyst											1
Chronic mammary abscess	1	1		1	1		1	1			
Liver abscess			3	3							
Aspiration of hydrocele											114
Joint		1		1	1					1	4
Bursa											35
Aspiration for diagnosis of growth.											6
TAPPING OF—											
Hydrocele											855
Thorax for pleural fluid			1	1							
INCISION FOR—											
Pyoarthrosis		2	3	5	2	2					
Cellulitis	1	30	2	32	30	8	14	2	5	2	20
Carbuncle		3		3	3	2	2	1	2	1	3
Osteomyelitis		1		1	1	1					
Extravasation of urine		5		5	5	2		1	2		
Guinea-worm cellulitis		2		2	2		1				5
Guinea worm abscess											20
Gangrene		1		1	1				1		
Gas-gangrene		2		2	2				2		
Cellulitis caused by bites of animals											1

APPENDIX No. 7—contd.

Classification of Operations performed in the Surgical Department during the year 1938.

Nature of Operation.	IN-PATIENTS										
	Remained as per last Report.	Number of Operations.			No. of patients operated on.	Cured.	Result.			Remained under treatment.	Out-door patients operated on.
		Principal.	Secondary.	Total.			Relieved.	Discharged otherwise.	Dead.		
INCISION FOR—contd.—											
Tongue tie		1		1	1		1				4
Incision of Thrombosed piles											2
Incision scar			1	1							
EXCISION OF SCAR—											
Corns											47
Warts											23
Ingrowing nail											46
Laceration of soft tissue		12	1	13	12		11				1
Calcified guinea-worms											5
Bursa		1		1	1	1					3
Fistulla umbilical			1	1							
" mammary											
" bronchial											1
" urethral		1	1	2	1	1					
Cicatrix of sinus	1	8	2	10	8	3	4	2			6
Removal of section for microscopic examination	1	16		16	16	2	3	11	1		110
SCRAPING OF—											
Tubercular sinus	1	8	2	10	8	4	3	2			41
" ulcer		1		1	1		1				19
" glands		8	1	9	8	2	6				6
SUTURING OF WOUNDS—											
Primary	4	66	6	72	66	13	37	13	5		27
Secondary		9	13	22	9	3	4	1	1		13
REMOVAL OF FOREIGN BODIES FROM—											
Throat		21		21	21	14	7				
Stomach or intestine		1		1	1	1					
Tissues											121
Removal of bullets		2		2	2		2				
" radium of needles		2	2	4	2		1	1			
SKIN GRAFTING—											
Thiersch's method		16	27	43	16	6	7	3			2
Pedical graft		3	5	8	3		3				

APPENDIX No. 7—contd.

Classification of Operations performed in the Surgical Department during the year 1938.

Nature of Operation.	Remained as per last Report.	Number of Operations.				Result.				Remained under treatment.	Out-door patients operated on.
		Principal	Secondary	Total	No. of patients operated on.	Cured.	Relieved.	Discharged otherwise.	Died.		
PLASTIC OPERATION ON FACE AND MOUTH—											
Hare lip	1	7	..	7	7	5	2
Rhinoplasty	1	..	1	1	..	1
PLASTIC OPERATION ON EXTREMITIES—											
Correction of deformity or malformation by open method ..	1	1	..	1	1	..	1
Correction of deformity or malformation by closed method	11	2	13	11	4	5	1	1	..	3
Genu-valgum	3	..	3	3	..	2	1
Removal, extra finger	1	..	1	1	..	1
Talipes equino varus operation on muscles tendons, Bursa and fascis	1	23	22	5	3	3	1
Tenotomy, open method	1	12	11	3	12	1
Suturing of divided tendon	12	..	12	12	1	..	1
OPERATION ON JOINTS—											
Elbow (for disease)	1	..	1	1	..	1
Knee (for disease)	1	..	1	1	1
Sacroliac (arthrodesis)	1	..	1	1	..	1
Tarsal (arthrodesis)	1	..	1	1	..	1
Elbow (excision)	4	..	4	4	2	2
Knee (excision)	3	..	3	3	2	1
Hip (reduction of dislocation, open method)	1	..	1	1	1
Tarsal (reduction of dislocation, open method)	1	..	1	1	..	1
Elbow (reduction of dislocation, closed method)	1	..	1	1	..	1
Shoulder	1	..	1	1	..	1
AMPUTATIONS—											
Excision of mandible	3	..	3	3	1	..	1	1
Amputation of arm, upper third	1	..	1	1
Amputation of arm, middle third	3	1	4	3	1	1	..	1
Amputation of arm, lower third	2	..	2	2	1	1
Amputation of forearm middle third	2	1	3	2	1	1

APPENDIX No. 7—contd.

Classification of Operations performed in the Surgical Department during the year 1938.

Nature of Operation.	IN-PATIENTS.										Out-door patients operated on.	
	Remained as per last Report.	Number of Operations.				No. of patients operated on.	Result.					Remained under treatment.
		Principal.	Secondary.	Total.	No. of patients operated on.		Cured.	Relieved.	Discharged otherwise.	Died.		
AMPUTATIONS—contd.												
Amputation of lower arm, lower third		2		2	2	1	1					
Amputation of fingers		4	1	5	4		4					
Amputation of phalanges												
Amputation of thigh, middle third		5	3	8	5	2	2					
Amputation of lower third		3	3	6	3		3					
Amputation of leg, middle third		9	12	11	19	1	2					
Amputation of leg seat of election.		7	1	8	7	3	3					
Amputation of great toe	1					1						
Amputation of other toes		1		1	1		1					
Amputation of arm, middle third		4		4	4		4					
Amputation of fore-arm, middle third		2		2	2	1	1					
Amputation of thumb	1	31	8	11	31		1					
Amputation of fingers	1	34	31	5	34	2	2					
Amputation of thigh, upper third		1		1	1	1						
Amputation of thigh, middle third			1	1								
Amputation of thigh, lower third		2		2	2	1						
Amputation of leg, upper third		1		1	1	1						
Amputation of leg, middle third		1	1	2	1					1		
Amputation of leg, seat of election		2		2	2					2		
Syme's amputation		1		1	1					1		
OPERATIONS OF BONES—												
Osteotomy, linear	1	1	2	3	1	1	1					
Osteotomy, Lorenz's bifurcation		1		1	1							
Sequestrotomy	2	10		10	10	5	5	1		1		
Scraping for Chr. osteomyelitis	1	61	8	70	61	12	43	9		16		
Excision of part of bone		10	1	10	10	3	4	1		2		
SETTING OF FRACTURES—												
Wiring	1	8	2	10	8	3	6					
By simple manipulation, open method	1	27	5	32	27	1	21					
Kirschner's wire extension	1	11	38	43	39	9	30					
Plating		1	1	2	1	1						
Bone-pegging		6		6	6	3	3					

APPENDIX No. 7—*contd.*

Classification of Operations performed in the Surgical Department during the year 1938.

Nature of Operation.	Remained as per last Report.	IN-PATIENTS.				Result.					Out-door patients operated on.
		Number of Operations.			No. of patients operated on.	Cured.	Relieved.	Discharged otherwise.	Died.	Remained under treatment.	
		Principal.	Secondary.	Total.							
SETTING OF FRACTURES—<i>contd.</i>											
Nail pegging	1	3	1	4	4	3	1				
Suturing extra capsular	1	9	1	10	10	7	7				
Bone grafting	1	1	1	2	2			1			
Removal of plates, screws and wire peg		5	3	8	8	2	2			1	
Injection of quinine, urea hydrochlor (varicose vein)		4	4	8	8						2
Carbolic acid (piles)		4	4	8	8						225
Epidural saline											15
OPERATION ON DUCTLESS GLANDS											
Thyroidectomy, complete		1		1	1	1					
Thyroidectomy, partial	1	13		14	14	10	1		3		
Excision of non-malignant tumour		1		1	1	1					
OPERATIONS OF BREASTS. AMPUTATIONS FOR—											
Tubercular mastitis		3		3	3	2					
Chronic mastitis		2		2	2	1	1				
Growth, non-malignant		1		1	1	1					
Growth, malignant		13		13	13	6	6		1		
Gynæcomastia		2		2	2						
CIRCULATORY SYSTEM: ARTERIES—											
Ligature artery for hæmorrhage		3		3	3	1		2			
Excision of aneurysmal sac		1		1	1	1					
VEINS—											
Ligature of vein		2		2	2	1	1				
Resection		2		2	2	2					
LYMPHATIC VESSELS AND GLANDS, EXCISION OF—											
Tubercular		7	2	9	7	3	4				8
Chronic septic		2	1	3	2	2					11
Malignant		5		5	5	1	1		2		

APPENDIX No. 7—contd.

Classification of Operations performed in the Surgical Department during the year 1938

Nature of Operation.	IN-PATIENTS.										
	Remained as per last Report.	Number of Operations.				Result.				Remained under treatment.	Out-door patients operated on.
		Principal.	Secondary.	Total.	No. of patients operated on.	Cured.	Relieved.	Discharged otherwise.	Died.		
NERVOUS SYSTEM—SKULL—											
Trephining for decompression ..	2	0	2	2	1	1	0	0	0	0	
Trephining for hæmorrhage ..	1	0	1	1	1	0	0	0	0	0	
Trephining for extra dural abscess ..	2	1	3	2	1	0	0	0	0	0	
Elevation of depressed fracture ..	4	1	5	4	2	0	0	0	0	0	
SPINAL COLUMN—											
Laminectomy ..	1	0	1	1	0	0	0	0	0	0	
Hibb's operation ..	1	0	1	1	0	0	0	0	0	0	
SPINAL CORD—											
Posterior Rhizotomy ..	1	0	1	1	0	0	0	0	0	0	
NERVES—											
Neurotomy ..	1	0	1	1	0	0	0	0	0	0	
Neurectomy ..	2	2	4	2	1	0	0	0	0	0	
Neurolysis ..	1	0	1	1	0	0	0	0	0	0	
Phrenic evulsion ..	0	2	2	0	0	0	0	0	0	0	
Excision of sympathetic ganglia ..	3	1	4	3	0	0	0	0	0	0	
Periarterial sympathectomy ..	2	0	2	2	0	0	0	0	0	0	
Stretching of the nerve ..	2	0	2	2	0	0	0	0	0	0	
Suturing of nerve ..	1	0	1	1	0	0	0	0	0	0	
Injection into nerve ..	3	0	3	3	0	0	0	0	0	0	
RESPIRATORY SYSTEM: TRACHEA—											
Tracheotomy ..	2	0	2	2	0	0	0	0	0	0	
Bronchoscopy ..	1	0	1	1	0	0	0	0	0	0	
THORAX—											
Aspiration for empyema ..	3	2	5	3	1	0	0	0	0	0	
Resection of rib ..	13	5	18	13	4	3	3	2	1	0	
Thoracoplasty extra plural para vertebral ..	1	2	3	1	0	0	0	0	0	0	
DIGESTIVE SYSTEM—											
Extraction of teeth ..	1	0	1	1	0	0	0	0	0	3,348	
Partial excision of tongue intra buccal (White-head's) ..	2	0	2	2	0	0	0	0	0	0	

APPENDIX No. 7—contd.

Classification of Operations performed in the Surgical Department during the year 1938.

Nature of Operation.	IN-PATIENTS.										Out-door patients operated on.
	Remained as per last Report.	Number of Operations.				Result.				Remained under treatment.	
		Principal.	Secondary.	Total.	No. of patients operated on.	Cured.	Relieved.	Discharged otherwise.	Died.		
SALIVARY GLANDS—											
Dilatation of salivary duct											1
STOMACH—											
Gastrotomy		2		2	2	1	1				
Gastrotomy		4	1	5	4		1		2	1	
Gastropexy		1		1	1				1		
Gastrorrhaphy for perforation	1	12		12	12	5	3		5		
STOMACH AND INTESTINES—											
Gastrojejunostomy for gastric ulcer		11		11	11	5	1		4	1	
Gastrojejunostomy for gastric cancer		1		1	1		1				
Gastrojejunostomy for pyloric obstruction		2		2	2	2					
JEJUNUM AND ILLUM—											
Jejunostomy		1		1	1				1		
Enterotomy		1		1	1				1		
Enteroplasty		1		1	1				1		
Ileocolostomy	1	8	4	12	8	4	3		1	1	
Enterectomy		3		3	3	1			2		
Appendicectomy for acute appendicitis		28		28	28	21	3	1	2	1	
Appendicectomy for subacute appendicitis	3	49		49	49	45	7				
Appendicectomy for chronic appendicitis	2	4		4	4	5	1				
Appendicular abscess incision and drainage	1	15		15	15	8	3		4	1	
COLON—											
Colostomy		3	1	4	3				2	1	
Colotomy											4
Colectomy—partial											1
RECTUM AND ANUS—											
Dilatation for stricture		2		2	2		1	1			3
Dilatation of anal sphincter											23
Operation for prolapse rectopexy		2		2	2		2				3
Excision of rectum, complete perineal route			1	1							

APPENDIX No. 7—contd.

Classification of Operations performed in the Surgical Department during the year 1938.

Nature of Operation.	IN-PATIENTS.										Out-door patients operated on.
	Remained as per last Report.	Number of Operations.				Result.				Remained under treatment.	
		Principal.	Secondary.	Total.	No. of patients operated on.	Cured.	Relieved.	Discharged otherwise.	Died.		
ANUS—											
Excision and ligature of hemorrhoid, external ..			2	2							
Excision and ligature of hemorrhoid, internal ..	2	41	2	43	41	28	11	1		3	
Whitehead's operation for piles ..			1	1							
Excision of fissure in ano ..		2		2	2	1	1				
Excision of fistula in ano ..	2	29	2	31	29	14	15			2	
Incision for imperforate anus ..		1		1	1				1		
GENERAL OPERATIONS ON INTESTINES—											
Lateral anastomosis ..		3		3	3						
End to end anastomosis ..		1		1	1					1	
End to lateral anastomosis ..			1	1							
Repair of fecal fistula intraperitoneal ..			1	1							
Herniotomy radical cure for inguinal hernia ..	7	136	1	137	136	120	16	1	3		
Herniotomy radical cure for ventral hernia ..		2		2	2	2					
Herniotomy radical cure for umbilical hernia ..		1		1	1	1					
Herniotomy for strangulated hernia ..	1	34		34	34	22	9		4		
INTERNAL HERNIA—											
Exploratory laparotomy ..		81	2	83	81	24	16	3	34		
LIVER AND BILIARY APPARATUS—											
Omentopexy for ascitis (Talma Morrison's operations) ..		1		1	1	1					
GALL BLADDER—											
Cholecystotomy ..		2		2	2	2					
Cholecystectomy ..	1	8		8	8	4	4		1		
Cholecyst enterostomy ..										1	
BILE DUCT—											
Choledocholithotomy ..		1		1	1	1					
SPLEEN—											
Removal of spleen for disease ..	1	1		1	1	1	1				

APPENDIX No. 7—contd.

Classification of Operations performed in the Surgical Department during the year 1938.

Nature of Operation.	Remained as per last Report.	Number of Operations.				Result.				Remained under treatment.	Out-door patients operated on.
		Principal.	Secondary.	Total.	No. of patients operated on.	Cured.	Relieved.	Discharged otherwise.	Died.		
GENITO-URINARY SYSTEM—TESTIS											
Orchidopexy	1	2	..	2	2	1	2
Orchidectomy for T. B.	..	1	1	2	1	..	1
Orchidectomy for gangrene or sepsis	..	1	..	1	1	..	1	11
Orchidectomy for old haematocoele	..	1	..	1	1	..	1
Orchidectomy for new growth	..	1	..	1	1	..	1
TUNICA VAGINALIS—											
Eversion of sac	4	85	1	86	85	70	16	1	..	2	..
Eversion of sac with partial Excision	1	1
Excision of sac	..	2	..	2	2	1	1
Excision of sac for haematocoele	..	6	1	7	6	4	1	1
EPIDIDYMI—											
Epididymectomy	..	1	..	1	1	1
SPERMATIC CORD—											
Hydrocele of the cord, encysted	..	1	..	1	1	1
Vasectomy	..	1	1	2	1
Ligature of Vas Deference (Steinache's operation)	1	1
PROSTATE—											
Prostatectomy perineal	..	1	..	1	1	1
Prostatectomy suprapubic	..	3	7	10	3	..	1	..	2
PENIS—											
Circumcision	..	9	3	12	9	3	6	97
Dorsal incision for paraphimosis	..	1	..	1	1	1	18
Acupuncture for paraphimosis	10
Reduction paraphimosis	43
Plastic operation on penis	..	1	..	1	1	..	1
Partial amputation	..	1	..	1	1	1
Partial amputation	..	4	..	4	4	1	1	..	1	1	..
SCROTUM—											
Excision of scrotum	..	4	..	4	4	2	2

APPENDIX No. 7—concl.

Classification of Operations performed in the Surgical Department during the year 1938.

Nature of Operation.	IN-PATIENTS.										Out-door patients operated on.	
	Remained as per last Report.	Number of Operations.			No. of patients operated on.	Closed cases as per last report.	Result.			Remained under treatment.		
		Principal.	Secondary.	Total.			Relieved.	Discharged otherwise.	Died.			
URINARY SYSTEM: KIDNEY—												
Nephrotomy	1	1	1	1	1	1	1					
Nephrectomy		1	1	1	1							
Nephrolithotomy		2	1	2	2	2						
URETER—												
Pyelolithotomy		2	1	2	2	2						
Ureterolithomy		3	1	4	3	3						
BLADDER—												
Suprapubic puncture		1		1	1							
Suprapubic cystotomy	1	24	5	29	24	10	5		6	4		
Lithotomy suprapubic		13	1	14	13	9	4					
Lithotrity		1		1	1	1						
Lithalopexy		4	2	6	4	3	1					
Suture of bladder		1	1	1							209	
URETHRA—												
Dilatation of stricture, gradual	1	12	21	33	12	2					20	
Dilatation of stricture, rapid												
Urethrotomy, internal	1	3		3	3	2	2					
Urethrotomy, external		6	1	7	6	2	3				1	
Meatotomy for stricture			1	1								
FEMALE GENITAL OPERATION: PERINEUM AND VAGINA—												
Posterior colpotomy		1		1	1					1		
Total	67	1,649	253	1,902	1,649	786	679	101	175	75	8,477	

APPENDIX No. 8.

Classification of Operations performed in the Gynaecological Department during the year 1938.

Nature of Operation.	Remained as per last Report.	Number of Operations.				Result.				Out-door patients operated on.
		Principal.	Secondary.	Total.	No. of patients operated on.	Cured.	Relieved.	Otherwise.	Died.	
INCISION, EVACUATION AND DRAINAGE—										
Acute abscess	2	..	2	2	..	2
Abdominal wall abscess	2	..	2	2
EXCISION OF—										
Cicatrix or sinus	1	..	1	1	1
SUTURING OF WOUNDS—										
Primary	2	0	2	2	2
Secondary	1	0	1	1	..	1
JEJUNUM AND ILLIUM—										
Entero anastomosis	1	..	1	1	1	..
INTERNAL HERNIA—										
Exploratory laparotomy	12	1	13	12	2	4	1	5	..
BLADDER—										
Intrapubic cystotomy	1	..	1	1	1	..
Lithotomy suprapubic	1	..	1	1	1
Litholapexy	1	..	1	1	1
Cystoscopy	2	..	2	2	1	1
UTERUS—										
Hysterectomy sub-total without appendages	2	..	2	2	1	1
Hysterectomy sub-total with appendages	1	1	2	2	10	1	..	1	..
Hysterectomy total without appendages	3	..	3	3	5	1	..	1	..
Hysterectomy total with appendages	1	1	2	2	1	..
Hysterectomy vaginal	5	..	5	5
Removal of mucous polypus from cervix uteri	6	..	6	6	4	2
Removal of fibroid from cervix uteri	1	..	1	1	1
Removal of fibroid from body of uterus	1	..	1	1	2
Removal of abdominal myoma	4	..	4	4	4
Ventral suspension	37	..	37	37	35	4	..	2	..

APPENDIX No. 8.—contd.

Classification of Operations performed in the Gynaecological Department during the year 1938.

Nature of Operation.	IN-PATIENTS.										Out-door patients operated on.
	Remained as per last Report.	Number of Operations.				Result.				Remained under treatment.	
		Principal.	Secondary.	Total.	No. of patients operated on.	Cured.	Relieved.	Discharged otherwise.	Died.		
CERVIX—											
Amputation cervix		5		5	5	5					
Trachelorrhaphy		1		1	1	1					
Dilatation of cervix ateri.		4		4	4		3	1			
Dilatation and curettage of uterus	1	86	4	90	86	24	57	4		2	
Dilatation and curettage of uterus with inflation of fallopian tubes	1	10		10	10	3	5	3			
Hystero-salpingography		9	1	10	9	1	1	7			
Cauterisation of cervix by heat		3	2	5	3		2				
Removal of section from cervix for diagnosis		14		14	14	9	3	8			
PERINEUM AND VAGINA—											
Repair of complete laceration of the perineum		2		2	2	2					
Anterior colporrhaphy		15		15	15	15					
Colpoperineorrhaphy		12	1	13	12	9	1			2	
Fothergill's operation		7		7	7	6				1	
Removal of vaginal cyst			1	1	1						
Removal of Bartholin's cyst		1		1	1	1					
Incision of imperforate hymen		2		2	2	2					
Plastic operation for atresia of vagina		1		1	1		1				
Excision of the vulva	9	5		5	5	2	1				
Repair of vesico-vaginal fistula	1	6	4	10	6	5	2				
Repair of recto-vaginal fistula			1	1	1						
Posterior colpotomy		1		1	1		1				
Salpingectomy		8		8	8	7					
Salpingo-opherectomy	1	22		22	22	19	2	1			
BROAD LIGAMENTS—											
Removal of broad ligament cyst.	1	4		4	4	5					
Removal of solid broad ligament tumour		1		1	1						

APPENDIX No. 8.—*contd.*

Classification of Operations performed in the Gynecological Department during the year 1938.

Nature of Operation.	IN-PATIENTS.										Out-door patients operated on.
	Remained as per last Report.	Number of Operations.			No. of patients operated on.	Cured.	Result.			Remained under treatment.	
		Principal.	Secondary.	Total.			Relieved.	Discharged otherwise.	Died.		
OVARIANS—											
Ovariectomy		12		12	12	10	1				
Oophorectomy		9		9	9	9					
Resection of the ovary		6		6	6	4					
APPENDICECTOMY—											
Repair of ventral hernia		4		4	4	3				1	
Secondary sutures			4	4							
Total	15	355	19	374	355	219	96	25	15	15	10

APPENDIX No. 9

Classification of Operations performed in the Ophthalmic Department during the year 1938

Nature of Operation.	IN-PATIENTS.										Out-door patients operated on.
	Remained as per last Report.	Number of Operations.				Cured.	Result.			Remained under treatment.	
		Principal.	Secondary.	Revised.	No. of patients operated on.		Relieved.	Discharged otherwise.	Died.		
EYELIDS.											
Abscess, incision and drainage	91	91	91	91	91	91					91
Hordeolum, incision and drainage	6	6	6	6	6	6					6
Chalazion, incision and scraping	58	58	58	58	58	58					58
Entropion, operation for	10	10	10	10	10	10					10
Entropion, operation for	1	1	1	1	1	1					1
Tarsectomy	1	1	1	1	1	1					1
Tumours, excision of	4	4	4	4	4	4					4
Plastic operations	1	1	1	1	1	1					1
CONJUNCTIVA.											
Foreign body, removal of											3
Expression of trachomatous follicles		1		1	1	1					5
Pterygium—											
(a) Excision of											11
(b) Transplantation of											1
Conjunctive growth, excision of											1
CORNEA.											
Foreign body, removal of											204
Ulcer cornea—											
(a) Scraping of											1
(b) Carbolicisation of											2
(c) Cauterisation of											3
Paracentesis		1		1	1	1					1
Samisch's section		1		1	1	1					1
Tattooing											1
LACRYMAL APPARATUS.											
Abscess of lacrimal sac incision and drainage (including acute dacryocyst)											9
Excision of lacrimal sac		22	1	23	22	18	4				2
Excision of lacrimal gland		1		1	1	1					

APPENDIX No. 9.—concl.

Classification of Operations performed in the Ophthalmic Department during the year 1938.

Nature of Operation	IN-PATIENTS										Out-door patients operated on	
	Remained as per last Report	Number of Operations			No. of patients operated on	Result				Remained under treatment		
		Principal	Secondary	Total		Cured	Relieved	Discharged otherwise	Died			
MUSCLES.												
Tenotomy		1		1	1	1						
IRIS AND CILIARY BODY.												
Iridectomy		15	1	16	15	1	11	2				
(a) Preliminary to cataract extraction		5		5	5	1	4					
(b) Optical iridectomy	2	47	2	49	47	10	30	1				
(c) Peripheral	1	15	1	16	15	5	8				2	
(d) Iridectomy dialysis		1		1	1	1						
(e) Excision of prolapse of iris		1	1	2	1	1						
(f) Cauterisation of prolapse of iris		1	2	3	2		1					1
(g) Cyclodialysis		1		1	1						1	
Cyst of iris, excision of		1		1	1						1	
SCLERA.												
Anterior sclerotomy			1	1								
Posterior sclerotomy		1		1	1		1					
Sclero corneal trephining		11	2	13	11	7	3	1				
LENS.												
Simple extra-capsular cataract extraction	5	189	13	202	189	175	6	8	1		9	
Combined extra-capsular cataract extraction	5	134	8	142	134	125	4	3			7	
Simple intra-capsular cataract extraction		3		3	3	3						
Combined intra-capsular cataract extraction		3		3	3	3						
Needling for opaque capsule		10	9	19	10	6					1	51
Discision of cong. cataract		1	2	3	1	1						
Discision of juvenile cataract		8	7	15	8	3	2					2
Discision of curette evacuation			5	5								
ORBIT.												
Reconstruction of fornices		1	1	2	1						1	
Enucleation of eyeball	1	16	2	18	16	4	10	1			2	
Evisceration of eyeball		2		2	2	2						
Total	14	507	459	566	507	284	96	14	1	26	407	

APPENDIX No. 10

Classification of Operations performed in the Ear, Nose, and Throat Department during the year 1938

Nature of Operation	IN-PATIENTS										Out-door patients operated on.
	Remained as per last Report.	Number of Operations			No. of patients operated on.	Cured.	Result.			Remained under treatment.	
		Principal	Secondary	Total			Relieved.	Discharged otherwise.	Died.		
EXCISION OF—											
Fibrolipoma											
Destruction by diathermy lateral rhintomy		1		1	1		1				
INCISIONS FOR—											
Cellulitis		1	1	2	1						
LARYNX—											
Laryngectomy	1	1	1	1	1						
SCRAPING OF—											
Tubercular gland		1		1	1		1				
TRACHEA—											
Tracheotomy	2	7		7	7		4				
LACRYMAL APPARATUS—											
Excision of sac (West's Opera)		1		1	1						
Incision for acute dacryocystitis		1		1	1		1				
SEPTUM—											
Sub-mucous resection of nasal septum	2	98	1	99	98	3	93	3			
TURBINATE BONES—											
Cauterisation of inferior turbinate											224
Ionisation of nasal chambers											161
Turbinectomy, inferior turbinate		12		12	12		12				47
Turbinectomy, middle turbinate		2		2	2		2				3
Bone grafting for atrophic rhinitis		7		7	7		6				1
Removal of nasal polypi											62
Breaking down of post operative adhesions		1		1	1		1				1
OPERATIONS ON ACCESSORY NASAL MAXILLARY ANTRUM—											
Puncture											19
Intra-nasal (antrostomy)		2		2	2		2				1
Radical		27		27	27	1	23	2		1	
All sinuses through Caldwell Luc.	1	22		22	22		22	1			

APPENDIX No. 40—concl.

Classification of Operations performed in the Ear, Nose, and Throat Department during the year 1938.

Nature of Operation.	Remained as per last Report.	Number of Operations.				Result.					Out-door patients operated on.	
		Principal.	Secondary.	Total.	No. of patients operated on.	Cured.	Relieved.	Discharged otherwise.	Died.	Remained under treatment.		
FRONTAL SINUSES—												
Intra-nasal	1	15	16	16	2	14						
Extra-nasal	1	7	8	8	1	6						
Catheterisation												1
ETHMOIDAL SINUS—												
Excision of, removal of polypi		11	11	11		11						
OPERATIONS ON MOUTH, FAUCES, PHARYNX AND NASOPHARYNX—												
Removal of tonsils		2	2	2	2	2						
Removal of adenoids		13	13	13	1	12						
Removal of T. & A.		660	660	660	33	621	5		1			
Dissection of tonsils		252	252	252	15	233						
Diathermy of pharynx												1
Plastic operation on pharynx (and soft palate)		1	1	1	1	1						
(Lateral rhinotomy)		1	1	1	1	1						
OPERATIONS ON THE EAR—												
Removal of foreign body		1	1	1	1	1						
Paracentesis (Myringotomy)												
Ionisation of middle ear, excision of aural polypi		1	1	1	1	1						6
(Classical mastoid) operation (Schawartz's)	3	35	38	35	3	30			4	1	1	
Reopening of mastoid		3	3	3	3	3						
Radical mastoid operations (Stake's)	1	12	13	13	1	11						
DIRECT EXAMINATIONS AND OPERATIONS ON OESOPHAGUS—												
Ear plastic			1	1								
Total	12	1,197	5	1,202	1,197	61	1,114	15	13	6	650	

Summary of operations performed in the K. E. M. Hospital during the year 1938.

Nature of Operation.	Remained as per last Report.	Number of Operations.				Result.					Out-door patients operated on.
		Principal.	Secondary.	Total.	No. of patients operated on.	Cured.	Relieved.	Discharged otherwise.	Died.	Remained under treatment.	
1. Surgical Operations	67	1,649	253	1,902	1,649	786	579	101	175	75	3,477
2. Aural Operations	12	1,197	5	1,202	1,197	61	1,114	15	13	6	650
3. Gynecological Operations	15	355	19	374	355	219	96	25	15	15	
4. Ophthalmic Operations	14	507	59	566	507	384	96	14	1	26	407
Total	108	2,708	336	4,044	2,708	1,450	1,885	155	204	122	9,784

APPENDIX No. 11

5,567 skiagrams (including 59 from the other Municipal Hospitals) were taken during the year 1938, 2,239 of these were for in-patients (1,425 men, 532 women and 282 children), 3,328 were out-patients (2,240 men, 730 women and 358 children) including casualty cases.

Skiagrams were taken for various clinical conditions as under:—

Clinical Conditions.	IN-PATIENTS.					OUT-PATIENTS.				
	Male.	Fe-male.	Children.		Total.	Male.	Fe-male.	Children.		Total.
			Male.	Fe-male.				Male.	Fe-male.	
Fracture and dislocations	596	170	124	48	958	1,234	306	167	65	1,772
Bone diseases	132	80	17	11	240	407	197	45	30	679
Paranasal sinuses	4	2	1	1	7	165	75	1	1	247
Mastoid sinuses	1	1			2	36	2	2	6	46
DISEASES OF ALIMENTARY TRACT—										
(1) Oesophagus after barium meal	2				2					
(2) Stomach and small intestines after barium meal	34	21		1	56					
(3) Large intestine after barium enema	25	29			54					
Chest diseases	361	128	20	19	528	1,212	429	120	11	1,772
Ortho-diagrams	10	3			13	6	1			7
Gall-bladder diseases including cholecystography	45	28			73					
Diseases of urinary tract—kidneys, bladder and ureter	174	40	20	3	237					
Detection and localisation of foreign bodies	8	8	1	2	19					
Determination of position, direction and extent of chronic sinus, fistula, etc., after injection of opaque substance	8	1			9					
Dental affection	1				1					
Salivary calculi	2				2	1	1			2
SPECIAL TESTS—										
(1) Pyelography ascending	6	1			7					
(2) After uroselcton	36	20			56					
(3) Hystero-salpingography		20			20					
Total	1,425	532	203	79	2,239	2,240	730	239	119	3,328

Screening was done on 2,175 patients; 2,045 out-patients and 130 in-patients (including 3 from the other Municipal Hospitals, as under:—

Clinical Conditions.	IN-PATIENTS.					OUT-PATIENTS.				
	Male.	Fe-male.	Children.		Total.	Male.	Fe-male.	Children.		Total.
			Male.	Fe-male.				Male.	Fe-male.	
Screening of chest			3		3	1,259	466	24	19	1,759
Screening of Oesophagus after barium meal	6				6	6	4			11
Screening of stomach and duodenum after barium meal	55	28			81	18	3			21
Screening of large intestine after barium enema	20	17			37					
Detecting and setting of fracture under screen	2		1		3	145	25	39	16	225
Detecting of foreign bodies						10	7	9	3	29
Total	83	43	4	1	130	1,429	505	72	39	2,045

Deep X-Ray therapy treatment was carried out on 250 patients during the same period as under:—

Carcinoma.			
Cheek	6	Foot	1
Floor of mouth	2	Keloids	23
Tonsil	4	Sarcoma	6
Palate	3	Lympho-sarcoma	4
Epiglottis	1	Naso-fibroma	1
Pyiform fossa	3	Osteo-sarcoma	1
Larynx	5	Fibro-sarcoma	4
Tongue	14	Lymphangioma chin	1
Eye	1	Splenomegaly leukæmia	3
Maxillary antrum	1	T. B. peritonitis	1
Glands neck	12	Exophthalmic goitre	1
Fungating grown arm	1	Rodent ulcer	1
Upper jaw	1	Warts	2
T. B. adenitis	81	Thyroid odema	1
Hodgkin's disease	2	Osteo-arthritis	2
Rhinoscleroma	4	Rheumatic arthritis	2
Chronic mastitis	3	Chronic eczema	1
Breast	12	Malignant fibroid	1
Stomach	13	Malignant pelvic tumour	1
Bladder	1	Intra-orbital tumour	1
Ovarian cyst	3	Ewing's tumour	1
Ovarian tumour	2	Mixed parotid tumour	1
Masses ovarian tube	1	Giant-cell tumour	1
Cervix	6	Bazin's disease	1
Vulva	1	Parotid fistula	1
Testes	1	Lympho-granuloma inguinalis	1
		Menopause disturbance	4
		Polypoidal endometritis	1

Total number of skin cases treated by Superficial X-Ray therapy were 75 as mentioned below:—

Dermatitis	4	Hyperidrosis	4
Mycotic dermatitis	25	Epilation	1
Pustular lesion	1	Perionychia	2
Allergic dermatitis	2	Verruca Cutis	1
Lichen Planus	2	Dermato-phytosis	1
Callositis	1	Pruritis scroti	2
Sebarrhoic	2	Alpopia	1
Psoriasis	2	Keloid	2
Tenia capatus	5	Lei-shwaniasis	2
Tenia	5	Sycosis	2
Warts	1	Hyper-keratosis	1
Acne vulgaris	5	Kerato-dermia	1

Ultra-violet ray treatment was given in the following cases:—

IN-PATIENTS.

Clinical conditions.	Male.	Female.	CHILDREN.		Total.
			Male.	Female.	
T. B. abdomen	6	15	..	1	22
T. B. sinus	1	7	1	..	9
General debility	1	3	4
Ulcer debility	1	1	1	1	4
Abscess lung	2	..	1	..	3
T. B. adenitis	5	4	2	..	11
Rickets	2	2
Osteo-myelitis	..	3	3
Acute gonorrhoea	2	2
Chancre	3	3
Eczema	1	1

OUT-PATIENTS.

Clinical conditions.	Male.	Female.	CHILDREN.		Total.
			Male.	Female.	
T. B. adenitis	116	104	24	29	273
Rickets	53	20	73
T. B. abdomen	5	8	..	1	14
Osteo-malacia	..	2	2
T. B. spine	7	8	..	1	16
Alopecia	9	5	14
Lichen Planus	1	1
Dermatitis	8	5	2	..	15
Ulcer, chronic	4	2	1	1	8
Marasmus	4	2	6
Bronchitis	1	1
Cold abscess	..	2	2
Bazin's disease	..	1	1
Scrofuloderma	1	1
Osteo-myelitis	..	1	1	1	3
Myositis	5	4	9
Psoriasis	2	1	3
Fistula	1	1

Ultra-violet ray treatment was given in the following cases—*contd.*

OUT-PATIENTS.

Clinical conditions.	Male.	Female.	CHILDREN.		Total.
			Male.	Female.	
Lupus vulgaris	0.	1	1	..	2
Leucoderma	4	5	9
Lumbago	1	1
Tonsillitis	0	1	1
Infantile paralysis..	3	1	4

Long-wave diathermy was used in the following cases :—

Clinical conditions.	Males.	Females.	CHILDREN.		Total.
			Male.	Female.	
<i>In-patients.</i>	4	8	12
Lumbago	1	1
<i>Out-patients.</i>	8	11	19
Lumbago	11	3	14
Pain in lower abdomen	1	1
Sprain	4	4
Perimetritis	2	2
Chronic adhesions	1	1

Ultra short wave diathermy was used in the following cases :—

IN-PATIENTS.

Clinical conditions.	Male.	Female.	CHILDREN.		Total.
			Male.	Female.	
Fracture	1	1
Synovitis	3	1	4
Osteo-myelitis	1	1
Osteo-arthritis	3	2	5
Peripheral neuritis	1	1
Arthritis	4	4
Myositis	9	2	11
Ankylosis	1	1
Sprain	2	2
Abscess lung	1	..	1

Short-wave diathermy—out-patients.

Clinical conditions.	ADULTS.		CHILDREN.		Total.
	Male.	Female.	Male.	Female.	
Dislocation	3	3
Fracture	11	6	..	1	18
Synovitis	5	6	11
Soar	2	1	3
Osteo-arthritis	29	10	39
Sciatica	2	2
Rheumatism	7	1	8
Tonsillitis	..	1	1
Arthritis	8	3	11
Mastoiditis	4	4
Myositis	38	14	52
Ankylosis	3	1	..	1	5
Fibrosites	11	6	17
Osteo-myelitis	2	1	3
Ochitis	1	1

Pelvic diathermy was used in the following cases:—

Clinical conditions	Male.	Female.	CHILDREN.		Total.
			Male.	Female.	
<i>In-patients.</i> Salphingo-oophritis	..	6	6
<i>Outdoor patients.</i> Cervical erosion	..	1	1

Farradisation was done on the following cases:—

Clinical conditions.	Male.	Female.	CHILDREN.		Total.
			Male.	Female.	
<i>In-patients.</i> Facial Palsy	2	2
Paralysis	6	6
Peripheral neuritis	2	1	3
Anterio-poliomyelitis	2	2
<i>Out-patients.</i> Paralysis	5	3	1	1	10
Myositis	1	1	..	1	3

Infra-red rays was done in the following cases :—

Clinical conditions.	Male.	Female.	CHILDREN.		Total.
			Male.	Female.	
Abscess, thigh	1	1
Osteo-arthritis	1	1
Osteo-myelitis	..	2	2

Electrical degeneration of muscles was tested in the following cases :—

	Male.	Female.	CHILDREN.		Total.
			Male.	Female.	
Paralysis	12	6	17	5	22

Fulguration was done in the following cases :—

Warts—1 male.

Desiccation was done in 1 case (male).

APPENDIX No. 12.

Report of the Skin and Venereal Department for the year 1938.

Description.	Out-patients.		In-patients.	
	Male.	Female.	Male.	Female.
Primary syphilis	1,104	19	19	1
Secondary syphilis	1,602	103	96	3
Tertiary syphilis	25	10	4	1
Congenital syphilis	4	3	1	1
Total No. of cases of syphilis	2,735	135	119	5
Acute gonorrhœa	952	45	14	
Gonorrhœa with complications	968	41	59	2
Total No. of cases of gonorrhœa	1,920	86	73	2
Other venereal diseases	577	14	36	
Total No. of all venereal cases	5,232	235	228	7
Leprosy cases	152	24	1	
Other skin diseases	6,946	1,433	85	37
Grand total of venereal, skin and leprosy cases	12,330	1,692	314	44

The above figures indicate the total number of persons seeking treatment in the skin department direct. They do not include 43 cases which were examined and found not to be suffering from any skin or venereal disease. They also do not include about 3,000 cases transferred from other departments of this Hospital to avoid duplication of figures. Of these transferred cases, 1,200 were venereal and the rest skin cases. Hence the total number of cases treated in the skin and venereal department during the year 1938 is 17,872. Among the venereal cases, 983 patients were treated for two or more venereal diseases.

APPENDIX No. 13.

Clinical Laboratory Report.

19,847 Laboratory investigations were carried out during the year 1938 in the Central Clinical Laboratory (as apart from the ward laboratories) of the material sent from the Hospital, divided under four main heads, as against 18,801 in the preceding year:—

I. Pathological, II. Bacteriological, III. Biological, IV. Biochemical, as under:—

I. PATHOLOGICAL—	1938	1937	1936
I. Examination of urine.	1,161	700	577
II. Examination of blood.			
1. Cytological examination:—			
(a) Complete blood picture	631	521	573
(b) Volume index	1	15	54
(c) Reticulocyte count	3	15	2
(d) Platelet count	12	7	3
(e) Colour index			852
2. Fragility of red blood cells	10	4	..
3. Coagulation time of blood	24	16	14
4. Bleeding time	24	16	..
5. (a) Matching of blood for transfusion	105	124	108
(b) Determination of blood group	100	76	64
6. Sedimentation test	49	13	3
7. Detection of parasites:—			
(a) Micro-filariae	1	3	2
(b) Malarial parasites	2	10	..
III. Examination of faeces	1,423	1,007	1,042
IV. Examination of sputum	811	483	457
V. Examination of puncture fluids:—			
(a) Cerebro-spinal fluid	423	293	324
(b) Pleural fluid	45	41	68
(c) Ascitic fluid	48	51	55
(d) Joint fluid	1	2	..
(e) Liver puncture fluid	1	4	..
(f) Fluid from blisters	..	6	..
(g) Hydrocele fluid	6
VI. Histological examination of tissues	529	626	403
	<u>5,390</u>	<u>4,033</u>	<u>4,102</u>
II. BACTERIOLOGICAL—			
I. Urine-cultural examination	324	375	387
II. Blood:—			
1. Cultural examination	554	508	238
2. Examination for the presence of spirillum minus	2
3. Serological examination:—			
(a) Widal reaction	641	615	443
(b) Wassermann reaction	280	449	225
(c) Kahn test	10,887	8,451	6,915
III. Faeces—cultural examination	120	227	222
IV. Sputum—cultural examination	4	20	22
V. Puncture fluids—cultural examination:—			
1. Cerebro-spinal fluid	48	85	187
2. Pleural fluid	41	95	64
3. Lung puncture fluid	..	10	..
4. Ascitic fluid	6	35	80
5. Bile	3	6	10
6. Pericardial fluid	6
7. Fluid from nasal sinuses	3	20	..
8. Other aspirated fluids	7	23	20

	1938	1937	1936
VI. Microscopic and cultural examination of			
1. Pus	87	105	80
2. Urethral discharge	8		
3. Other inflammatory exudates (from throat swabs)	54	126	59
VII. Microscopic examinations for the presence of micro-organisms:—			
1. Nasal secretions	38	90	40
2. Urethral or cervical discharges	3		
VIII. Preparation of vaccines:—			
1. Autogenous vaccine	31	75	41
2. Frei's antigen	6	6	6
3. Filtrate from warts	10	8	
	12,643	11,329	8,957
III. BIOLOGICAL—			
Aschheim Zondeks test (Friedman's modification)	2	4	4
Mantoux test	4	4	4
IV. BIOCHEMICAL—			
I. Urine.			
1. Estimation of chemical constituents:—			
(a) Sugar	4		4
(b) Albumin	3		2
(c) Calcium	1		5
(d) Creatine			
(e) Hæmatoporphyrin			
(f) Phosphate			
(g) Uric acid			
2. Determination of diastatic index	8		
3. Urea concentration test	19	34	84
II. Blood.			
1. Determination of chemical constituents:—			
(a) Non-protein nitrogen	135	147	192
(b) Urea nitrogen	135	131	187
(c) Glucose	26	27	14
(d) Chlorides	41	8	10
(e) Calcium	27	24	28
(f) Cholesterol	71	62	83
(g) Creatinine	27	23	48
(h) Uric acid	3	4	8
(i) Inorganic phosphorous	3	4	
(j) Plasma phosphate			
(k) Congo-red reaction			
2. Other tests:—			
(a) Determination of Icterus index	152	70	14
(b) Blood sugar curve	49	47	28
(c) Van Den Bergh reaction	152	84	31
(d) Lævulose tolerance test	15	3	15
(e) Aldehyde test	5	2	1
(f) Urea clearance test	10	18	9
III. Analysis of stools (estimation of fat).			
	8	4	2
IV. Cerebro-spinal fluid.			
1. Determination of chemical constituents:—			
(a) Sugar			
(b) Chlorides			
(c) Urea nitrogen	1		1
(d) Non-protein nitrogen	1		
2. Examination of gastric contents (fractional method).			
	881	690	592
VI. Analysis of milk			
	15		17
VII. Analysis of bile (Lyon's method)			
			8
	1,810	1,435	1,446
GRAND TOTAL	19,847	16,801	14,505

582 Autopsies were performed during the year 1938, against 408 in 1937 and 443 in the year 1936. In a majority of cases the autopsies were performed on claimed bodies with the consent of relatives. In case of every post-mortem a record of findings in each organ is kept. The total number of 582 post-mortems include the following autopsies held on dead bodies received from other Institutions specified below:—

Acworth Leper Home	19
Victoria Gardens (Animals)	3
	22

The records from the year 1926 onwards have been carefully scrutinized and an index has been prepared in groups of thousand serial cases. This index will be useful for a rapid reference of the records for an analysis and a study of deaths from different diseases in Bombay. Further elaboration of the index is in progress.

The following table gives the number of blocks prepared and sections stained out of the post-mortem organs and the tissues received after surgical operations from 1st January 1938 to 31st December 1938, and in the previous two years:—

Year.	Blocks of post mortem organs.	Blocks of tissues from the surgical side of the K. E. M. Hospital.	Tissues received from enquiries under the I.R.F.A. and from outside.	Total.
1938	2,839	647	398	3,884
1937	2,575	626	778	3,979
1936	3,202	580	697	4,479

APPENDIX No. 14.

Electro-cardiograph Department.

192 patients were examined electro-cardiographically, out of whom 148 were males and 50 were females as against 111 patients so examined in the previous year (82 males and 29 females):

APPENDIX No. 15.

Poor Box Charity Fund—Statement of Accounts for the year 1938-39.

Dr.		RECEIPTS.		DISBURSMENTS.		Cr.	
Particulars.		Amount.		Particulars.		Amount.	
		Rs.	a p.			Rs.	a p.
To balance in hand on 31st March 1938		2,927	2 10				
" balance with the Central Bank of India, Ltd.		142	6 9	By appliances such as crutches, hernia belts, artificial limbs, etc.		752	7 0
" collections from the out-patient department boxes:—				" blood transfusion charges		1,715	0 0
	Casualty Department	89	12 3	" travelling expenses paid to poor patients		288	15 0
	Medical Department	14	4 0	" expenses incurred in giving comforts to patients		85	0 0
	Minor Surgery Department	32	6 0	" supply of costly medicines to the poor patients of the Hospital		4,601	9 0
	Surgical Dressing Department	28	0 9	" repairs to appliances		4	12 0
	Skin and Venereal Department	38	12 10	" funeral expenses of deceased patients		30	0 0
	X-Ray Department	20	11 3	" purchase of security bonds		982	0 0
	Aural Department	102	9 6	" printing and stationery		298	0 0
	Dental Department	28	15 9	" applying leeches		20	14 0
	Gynaecological Department	17	7 6	" spectacles to patients		113	4 0
	Electro-therapy Department	38	10 6	" X-Ray materials		46	0 0
				" sundries		272	0 0
	" collections from the ward boxes:—	411	10 0	" cash in hand		88	0 0
	Ward No. 1	136	12 6	" balance with the Central Bank of India, Ltd.		2,883	10 0
	" 2	92	6 3	" amount of defalcations debited to suspense accounts pending orders of the Standing Committee and the Corporation		357	0 0
	" 3	36	11 6				
	" 4	176	13 6				
	" 5	365	1 0				
	" 6	263	11 10				
	" 7	24	7 3				
	" 8	117	15 10				
	" 9, 10, 11	417	15 3				
	" 12-13	371	12 3				
	" 14-15	214	0 6				
	" 16	140	5 10				
	" 17, 18	122	3 3				
		2,480					
" donations			2,891 15 9				
" miscellaneous receipts			4,070 3 0				
" collections on account of issue of medical certificates			109 10 5				
" interest			1,062 0 0				
" part payment of spectacles			5,578 13 3				
" sale of Pharmacopœia, 2nd edition			23 0 0				
" sale of Pathology Note Books			424 0 0				
" moiety amount due to the Resident Medical Officers			99 0 0				
" excess of receipts over payments in deposit account			20 0 0				
			472 12 0				
Total		17,821	0 0	Total		17,821	0 0

3823

Balance Sheet of the Poor Box Charity Fund as on 31st March 1939.

LIABILITIES.			ASSETS.				
	Rs.	a. p.	Rs.	a. p.			
Balance on 31st March 1938	1,22,443	1 4			Balance in hand with the Central Bank of India Ltd.	2,253	10 7
<i>Add</i> —Excess of income over expenditure during 1938-39	6,039	10 11			Cash in hand	28	8 2
<i>Less</i> —Amount of defalcation, debited to suspense account pending orders of the S. C. and the Corporation	3,357	7 1	2,682	3 10	Investments (at cost)—	Rs.	
			1,25,125	5 2	1. 3½% G. P. Notes (1842-43) of the face value of ..	11,000	9,028 2 0
Suspense Account:—					2. 3½% " (1854-55) " " ..	9,000	6,368 2 0
1. Mem Deposits	1,224	9 0			3. " " (1865) " " ..	13,000	10,532 8 0
2. Splint Deposit	20	0 0			4. " " (1879) " " ..	1,000	735 0 0
3. Patients' Money	39	5 9			5. " " (1900-01) " " ..	10,000	9,217 8 0
4. Miscellaneous Deposits	1,199	12 0			6. 3% loan (1951-54) " " ..	6,000	6,210 0 0
			2,483	10 9	7. 4% " (1960-70) " " ..	20,000	20,933 0 0
Moisty amount of R. M. Os. remained unpaid					8. 4% B.P.T. debenture (1968) " " ..	3,000	3,333 12 0
Amount held in suspense account being the difference in the amount of patients' money					9. 4% " (1970) " " ..	500	555 10 0
					10. 4% " (1974) " " ..	500	555 10 0
Amount held in suspense account being the difference in the amount of Splint deposit					11. 4% B.I.T. debentures (1962) " " ..	500	465 0 0
					12. 4% " (1965) " " ..	1,000	930 0 0
					13. 4% " (1972) " " ..	10,000	9,300 0 0
					14. 4% " (1973) " " ..	1,000	930 0 0
					15. 4% " (1974) " " ..	500	510 0 0
					16. 6% B. M. Debentures (1950-60) " " ..	12,000	11,718 2 0
					17. 5% " (1964-59) " " ..	18,000	16,123 12 0
					18. 4% " (1961) " " ..	500	510 0 0
					(original B.I.T. Debenture) " " ..	500	2,040 0 0
					19. 4% " (1962) " " ..	2,000	2,040 0 0
					20. 4% " (1965) " " ..	1,500	1,530 0 0
					21. 4% " (1967) " " ..	6,500	6,862 8 0
					22. 4% " (1968) " " ..	500	510 0 0
						Rs. 1,28,000	
					Deadstock and Equipment		6,465 14 0
					Interest paid in advance at the time of the purchase of Securities No. 22 of 16-1-39. 3½% Government Paper of the face value of Rs. 4,000 (four Numbers)		24 14 8
Total ..	1,27,671	9 5			Total ..	1,27,671	9 5

EDUCATIONAL.

THE SCHOOLS COMMITTEE

OF THE

BOMBAY MUNICIPALITY.

ADMINISTRATION REPORT FOR THE YEAR 1938-39.

The Schools Committee for the year 1937-38 consisted of the following Members:—

Councillor Members.

1. Mr. M. M. Killedar, M.L.A., J.P. (Chairman).
2. Mr. Abdul Latif Curtay, J.P.
3. Mr. Abdul Rehman Mahomed Yusuf, J.P.
4. Mr. Abdul Razak Abdulla, J.P.
5. Mr. D. S. Babrekar, B.A., LL.B.
6. Mr. I. S. Patel, L.A.A., D.Com.
7. Mrs. Khadija Shuffi Tyabji, J.P.
8. Mr. M. A. Karanjawala, M.A., LL.B., J.P.
9. Dr. P. G. Solanki, L.M. & S., M.L.C., J.P.
10. Mr. R. A. Gole.
11. Rao Bahadur R. S. Asavale, J.P.
12. Rao Bahadur S. K. Hole, J.P.

Non-Councillor Members.

13. Mrs. Lilavati V. S. Velinkar, M.A.
14. Mr. M. V. Dondé, B.A.
15. Miss Shantabai Daundkar, B.A., J.P.
16. Mr. V. C. Setalvad, B.A., LL.B.

Under Section 39 of the Municipal Act, eight of these members retired from 1st April 1938 and their places were filled up by the Municipal Corporation from the same date; out of the eight members who retired, six were re-appointed. The new Committee thus formed for the year 1938-39 was composed of the following members:—

Councillor Members.

1. Mr. Abdul Latif Curtay, J.P.
2. Mr. Abdul Rehman Mahomed Yusuf, J.P.
3. Mr. D. S. Babrekar, B.A., LL.B.
4. Mr. I. S. Patel, L.A.A., D.Com.
5. Mrs. Khadija Shuffi Tyabji, J.P.
6. Dr. Mrs. Malinbai B. Sukthankar, M.B.B.S., J.P.

M. A. I. R. J. P.

8. Mr. M. M. Killedar, M.L.A., J.P.
9. Dr. P. G. Solanki, L.M. & S., M.L.C., J.P.
10. Mr. R. A. Gole.
11. Rao Bahadur S. K. Bole, J.P.
12. Mr. V. S. Velinkar, B.A., Bar-at-Law.

Non-Councillor Members.

13. Mrs. Lilavati V. S. Velinkar, M.A.
14. Mr. M. V. Donde, B.A.
15. Miss Shantabai Daundkar, B.A., J.P.
16. Mr. V. C. Setalvad, B.A., LL.B.

This Committee at their first meeting held on the 6th April 1938, elected Mr. M. A. Karanjawala, M.A., LL.B., J.P., to be their Chairman for the official year 1938-39. Unfortunately, Mr. Karanjawala after a short illness passed away on the 13th April 1938. By his death, the Schools Committee were deprived of the guidance of a very competent and conscientious Chairman and the cause of primary education in this City suffered a serious blow. At a subsequent meeting of the Schools Committee held on the 30th April 1938, Dr. P. G. Solanki, L.M. & S., M.L.C., J.P., was elected Chairman for the remaining period of the official year 1938-39. To the vacancy created on the Committee by the death of Mr. M. A. Karanjawala, the Corporation appointed Mrs. Lilavati K. Munshi from the 9th May 1938.

Mr. R. V. Parulekar, M.A., M.Ed., J.P., continued to be the Secretary of the Committee during the year except for the period from 1st April 1938 to 11th May 1938, when he was on leave and Mr. N. G. Limaye, B.A., L.T., officiated for him.

2. The Committee held in all 59 meetings during the year. The number of meetings of the several Sub-Committees held during the year was 49.

3. The year under report witnessed an increase in the number of pupils from 82,988 to 87,598, i.e., of 4,600. The detailed figures for the year under report and for the previous year are given in the following statement:—

Class of Schools. (1)	No. on 31st March 1938.		No. on 31st March 1939.	
	Schools. (2)	Pupils. (3)	Schools. (4)	Pupils. (5)
Marathi Boys' Schools	93+9 Classes.	84,817	101+2 Classes.	87,379
„ Girls'	57+2	17,088	59+1	21 18,480
„ Night	8	97	8	95
Total Marathi	153+11	52,002	163+3	55,669
Gujarati Boys' Schools	48+5 Classes.	8,637	44+4 Classes.	9,008
„ Girls'	25+5	5,248	25+5	5,646
Total Gujarati	68+10	13,885	69+9	14,652
Urdu Boys' Schools	51+19 Classes.	8,630	52+17 Classes.	9,281
„ Girls'	39	5,139	39	4,749
„ Night	2	74	2	75
Total Urdu	92+19	13,842	93+17	14,105
Tamil, Telugu, Malayalam etc.	9+1 Class.	992	9+1 Class.	995
Hindi Schools	15	2,267	15	2,177
Total Municipal Schools	337+41 Classes.	82,988	349+30 Classes.	87,598

Teachers in Municipal Schools. 4. The total number of teachers—permanent and non-permanent on 31st March 1939, was as under :—

Ordinary permanent teachers,	2,088
Non-permanent full-time teachers	291*
part-time	5
Special teachers	130
Total	2,514

5. The number of pupils in Aided Schools rose from 24,456 to 26,964 during the year under report. The number of Aided Schools and the number of pupils in them will be seen from the statement given below :—

Class of Schools.	On 31st March 1938.				On 31st March 1939.			
	No. of Schools.	Boys.	Girls.	Total.	No. of Schools.	Boys.	Girls.	Total.
Marathi Boys' Schools	32	3,301	1,527	4,828	31	2,979	1,519	4,498
Girls'	3	74	327	401	3	75	328	403
Night	4	193	..	193	3	87	..	87
Total	39	3,568	1,854	5,422	37	3,141	1,847	4,988
Gujarati Boys' Schools	46	6,180	1,155	7,335	50	7,105	1,730	8,835
Girls'	21	487	3,717	4,204	21	488	3,735	4,223
Night	3	144	..	144	3	147	..	147
Total	70	6,811	4,872	11,683	74	7,740	5,465	13,205
Urdu Boys' Schools	17	2,310	632	2,942	15	2,107	729	2,836
Girls'	4	..	319	319	4	..	348	348
Night	3	259	..	259	3	204	..	204
Total	24	2,569	1,451	4,020	22	2,311	1,577	3,888
Miscellaneous Boys' Schools	10	1,401	669	2,070	14	1,793	1,060	2,853
Girls'	2	154	454	608	3	163	729	892
Night	3	641	12	653	3	574	14	588
Miscellaneous Total	15	1,664	934	2,598	20	2,530	1,803	4,333
Special Schools	4	544	6	550
Grand Total (All Aided Schools)..	148	15,144	9,312	24,456	157	16,266	10,698	26,964

Besides the Aided Schools, there were several Schools which were recognised but did not receive a grant-in-aid from the Schools Committee. The number of such schools and the pupils therein are given below :—

Unaided Recognised Schools.	On 31st March 1938.				On 31st March 1939.			
	No. of Schools.	Boys.	Girls.	Total.	No. of Schools.	Boys.	Girls.	Total.
Boys' Schools	14	2,179	428	2,605	13	1,775	258	2,033
Girls'	5	46	412	458	4	62	375	437
Total	19	2,225	838	3,063	17	1,837	633	2,470

* Out of these, 104 teachers were maintained as a separate staff for working in leave vacancies.

6. The total number of teachers in Aided Schools was 1,246 as against 1,150 of the previous year. In the recognised unaided Schools, the number of teachers at the end of the year under report was 135 as against 162 at the end of the previous year.

7. The total net amount of grants paid during the year came to Rs. 1,62,080 as against Rs. 1,58,660 of the previous year. The grants for the year were fixed after application of an approximate cut of 17 per cent. on account of financial stringency.

8. The total expenditure incurred by the Aided Schools as shown by them amounted to Rs. 9,16,444. Their average number of pupils on rolls for the year being 26,027, the cost per pupil works out to Rs. 35.2 as against 35.8 of the previous year.

9. The Government of Bombay having abolished the Vernacular IV Standard Examination Board, no General Vernacular IV Standard Examination as held in previous years, was held during the year under report and the Heads of Schools were authorised to examine pupils of Standard IV in their respective schools and to promote those who passed to the higher standard.

10. As usual, a census of non-attending children in the area under compulsory education, viz., the F and G Wards, was carried out in the months of September and October 1938 and the registers of non-attending children were printed and published in the month of November 1938. The census revealed that the number of non-attending children of compulsory school-going age was 7,791. Through the efforts of the Attendance Office, this non-attending number was reduced to 3,746 by the end of March 1939.

The following are the figures re. number of children attending schools in F and G Wards in March 1939 :-

	Pupils attending Schools in F and G Wards.			
	Under age	Compulsory age	Over age	Total
Municipal Schools	2,482	22,717	7,934	33,133
Approved Schools (Aided and Recognised Unaided)	494	2,371	580	3,445
Total	2,976	25,088	8,514	36,578

11. From the beginning of the year under report, the management of the whole work of Medical Inspection and clinical treatment of school children was transferred to the Health Department of the Municipality, along with the whole medical inspection staff and the report of the working of this branch will therefore appear in the Annual Report of the Municipal Health Department.

12. The year under report opened with a balance of Rs. 38,859-8-3. The budgetted opening balance for the year being Rs. 22,600 only, the excess of Rs. 16,259-8-3 was refunded to the Corporation according to Corporation Resolution No. 7666 of 28th November 1929. The total amount at the disposal of the Schools Committee during the year was Rs. 35,33,874-5-7 as follows :-

Opening balance.	Municipal Grant.	Other miscellaneous receipts.	Total.
Rs.	Rs. a. p.	Rs. a. p.	Rs. a. p.
22,600	34,81,011 3.13	30,263 2.4	35,33,874 5.07

13. The expenditure on the Schools Committee's Head Office, which is paid out of the General Municipal Fund was Rs. 66,911 for the year. The staff of this office consists mainly of the Secretarial, Accounts, Records and Correspondence branches of the department.

14. The grant paid by Government to the Municipality for Primary Education during the year amounted to Rs. 9,15,662.

15. The average cost per pupil in Municipal Schools, calculated on the number of pupils on rolls on the last day of the year was Rs. 37.8. The figure for the previous year was Rs. 38.9. Calculated on the average number of children on rolls, the figure works out to Rs. 39.3 as against Rs. 40.7 of the previous year. If the expenditure on the Head Office be also taken into account, the corresponding figures for the year under report will be 38.5 and 40.1 respectively.

From the beginning of the year under report the term of office of the old Municipal Auditors came to an end and the Corporation created a new Audit Establishment under a separate officer called the Municipal Chief Auditor. The Municipal Chief Auditor made several valuable suggestions during the year under report and they were duly attended to.

Mr. V. G. Rao, B.A., LL.B., Bar-at-law, C.A., J.P., continued to hold the office of District Commissioner of Municipal Boy Scouts till October 1938 in which month he tendered resignation of the post owing to his being appointed Ag. Chief Commissioner of the Hindustan Scout Association, Bombay Presidency. In place of Prof. Rao, Mr. M. V. Donde, B.A., was appointed District Commissioner of Municipal Boy Scouts from the same month and he has continued in that appointment since then. To the post of Asstt. District Commissioner, thus rendered vacant on account of Mr. M. V. Donde, former Asstt. District Commissioner, having been appointed as District Commissioner, Mr. M. M. Killedar, M.L.A., J.P., was appointed and he continues to hold the appointment from that time. The number of troops and packs at the end of the year was 132 and that of scouts and cubs was 3,857. The several scout activities including the special Welfare Centre at Taikalwady were continued as usual. The monthly grant of Rs. 75 sanctioned by the Standing Committee for the Welfare Centre was continued during the year under report. The Municipal Scout Association had been in the year 1937-38 disaffiliated from the Official Baden-Powell Movement. During the year under report it was affiliated to the Hindustan Scout Association.

18. Mrs. Khadija Shuffi Tyabji, J.P., continued to hold the office of the Commissioner of Municipal Girl Guides throughout the year. The total number of Guides and Blue Birds at the end of the year was 2,285 of which 644 were guides and the rest were bluebirds. The number of Guide Companies was 27 and that of Blue Bird Flocks 73. The Municipal Girl Guide Association had been in the year previous to the one under report disaffiliated from the Official Baden-Powell Movement. During the year under report, it was affiliated to the Guide Section of the Hindustan Scout Association.

19. The Central Schools, i.e., the schools in which provision has been made for the teaching of vocational subjects had a large number of pupils studying in them throughout the year as follows:—

Carpentry and paper sloyd, etc.	726
Tailoring	20
Sign-board painting	16
Clock-repairing	13
Printing and Binding	78
Weaving	250
Total	1,103

The total number of girls attending the handwork classes in Central Schools was 260. 158 boys from the Central Schools appeared for the Government I, II and III Year Carpentry Examinations and 58 of them passed, giving a 37 per cent. result on the whole. The Handicraft Exhibition for the year was held in March 1939 and brought in an amount of Rs. 839 by way of sale proceeds.

20. The annual sports for the year were held in the month of March 1939. The Prize Distribution Ceremony of the Sports was held at the Gilder Tank Compound on the 26th March 1939 under the presidency of Mr. M. D. Bhat, M.A. (Cantab), Bar-at-law, I. C. S. Municipal Commissioner for the City.

The R. C. Training Institute. 21. The number of ladies studying in the classes of the R. C. Training Institute during the year, was as follows:—

Junior I Year Class	15
Senior I Year Class	8

22. The Lamington Road Marathi Teachers' I Year Training Class which was closed some years back, was revived during the year under report and this time the teachers studying were required to put in full-time attendance and to complete the course in one year instead of in two years as allowed on the former occasion. There were 16 pupils in the class at the end. All of them have been allowed to join the II Year Class.

Miscellaneous. 23. The several minor activities were continued as usual during the year under report. The Local Committees appointed by the Schools Committee—one for each ward—held their meetings as usual and made valuable suggestions to the Schools Committee in connection with educational matters. The Schools Committee's Co-operative Credit Bank increased its membership further and the turn-over of its business was on a progressive scale.

24. In conclusion, the Schools Committee place on record their appreciation of the services rendered by the officers, clerks, teachers and menials in their work done by the staff department, during the year under report.

THE SCHOOLS COMMITTEE'S OFFICE,
BOMBAY, 31st August 1939.

R. V. PARULEKAR,
Secretary, Schools Committee.

APPENDIX A.

Statement of Income and Expenditure of the School Fund for the year 1938-39.

RECEIPTS.		Rs.	a.	p.	Rs.	a.	p.
Balance on 1st April 1938		38,859	8	8			
Less—Amount sent to Municipal Commissioner as per Corporation Resolution No. 7666, of 28th November 1939		16,259	8	8	22,600	0	0
1. Fees from Municipal Schools				20,363	8	0	
2. Contribution from Municipal General Fund				34,81,011	3	3	
3. Interest on Trusts and Endowments, Funds and Deposits				6,477	7	0	
4. Miscellaneous Receipts				3,390	13	4	
5. Pension Fund subscription from the employees				31	5	0	
Total				35,33,874	5	7	
EXPENDITURE.							
A.—Schools.							
1. Head Masters and Teachers		21,83,534	13	6			
2. Servants		1,50,452	5	0			
3. Rent of School Premises		5,07,482	0	7			
4. Class Books		1,146	7	0			
5. Furniture for Schools		18,978	0	3			
6. Prizes							
7. Contingencies and Miscellaneous		80,248	4	8			
8. Stipends to teachers under training		7,015	8	0			
9. Superintendents and their Estts.		88,203	4	0			
10. (A) Grant-in-aid to Primary Schools		1,62,080	0	0			
(B) Grant-in-aid to B.C. L.A.		4,659	8	0			
11. Teachers' Library		1,995	7	0			
12. Medical Inspection and Clinical treatment							
13. Superintendent, Aided Schools		9,811	4	8			
14. Census Establishment		22,061	9	10			
15. Reading Rooms and Libraries		9,497	1	3			
16. Pension, Gratuity, etc.		89,820	9	0			
17. Municipal Contribution towards Provident Fund		1,47,148	9	0			
Total					35,33,874	5	7
B.—Buildings.							
1. Repairs to Municipal School Buildings		10,079	2	0			
2. Balance on 31st March 1939		20,000	0	0			
3. Balance to be remitted to Municipal Commissioner		19,660	10	10			

R. V. PARULEKAR,
Secretary, Schools Committee.

APPENDIX B.

Balance Sheet of the School Fund for the year 1938-39.

LIABILITIES.		Rs. a. p.	Rs. a. p.	ASSETS.		Rs. a. p.	Rs. a. p.
Deposit Account			7,489 2 9	Imperial Bank of India Government, etc., Paper Deposit Account—			
Rs. Court Attachment			40 0 0	1. Trust Fund Investment Securities:—	Rs. a. p.		
Unclaimed Wages Deposit Account			5,877 2 0	3½ per cent. Government Loan (1942-48)	37,300 0 0		
Donation <i>vs.</i> Scholarships to Urdu Girls' Schools			1,395 8 0	3½ per cent. Government Loan (1934-55)	9,100 0 0		
			204 1 0	3½ per cent. Government Loan (1900-01)	15,200 0 0		
Harkisondas Brijlal Prize Fund—			622 0 0	3½ per cent. Government Loan (1885)	1,100 0 0		
Principal	600 0 0			3½ per cent. Government Loan (1879)	1,000 0 0		
Interest	22 0 0			3½ per cent. Tax Free Loan (1945-55)			
Dr. Blaney Prize Fund—			1,375 2 8	4½ per cent. Loan (1955-60)			
Principal	1,300 0 0			4 per cent. Bombay Municipal Loan (1943-63-65)			
Interest	75 2 8			4 per cent. Bombay Municipal Loan 70 Lakhs (1974)			
Madhavdas Raghunathdas Prize Fund—			517 8 0	6 per cent. Bombay Municipal Loan 160 Lakhs (1954)			
Principal	500 0 0			6 per cent. Bombay Municipal Loan 49 Lakhs (1930) (1950-60)			
Interest	17 8 0			3½ per cent. Port Trust Bonds			
Jivkore Lalubhai Scholarships and Prize Fund—			3,095 0 0	1½ Shares of Ahmedabad Commercial Mills Co., Ltd.			
Principal	3,000 0 0			Surplus Cash Investments			
Interest	95 0 0			Securities—	Rs. a. p.		
Bachubai S. Bengali Prize Fund—			1,248 14 6	3½ per cent. Government Loan (1900-01)	5,000 0 0		
Principal	1,200 0 0			3½ per cent. Government Loan (1942-43)	6,200 0 0		
Interest	48 14 0			At Face Value			
Lady Hardinge Prize Fund—			1,680 12 9	Chief Accountant, Bombay Municipality (Deposits <i>vs.</i> Provident Fund Investments)			
Principal	1,600 0 0			Advances—			
Interest	80 12 9			To Officials—			
R. S. Taki Scholarship and Prize Fund—			1,129 5 3	Secretary, Schools Committee	150 0 0		
Principal	1,100 0 0			Superintendent, Aided Schools	40 0 0		
Interest	119 5 3			Superintendent, Aided Schools (for Cinema)	20 0 0		
War Eban Prize Fund—			4,590 2 0	Special Attendance Officer	80 0 0		
Principal	4,400 0 0			Head Master, R. C. Training Institute	15 0 0		
Interest	190 2 0			Parel School Handicraft Class	10 0 0		
Rambhabei Laldas Prabhudas Scholarship and Endowment Fund—			10,162 0 0	Supervisor, Drawing and Handicrafts	15 0 0		
Principal	10,000 0 0			Khetwady Central Clock Repairing Class	10 0 0		
Interest	162 0 0			Lady Librarian	10 0 0		
Parmanand Rajji Endowment Fund			13,800 0 0	Head Master, Foras Road Marathi School for Manual Training Class	20 0 0		
Valibai Vallabhdas Endowment Fund			29,000 0 0				
Nagardas Raghunathdas Scholarship and Endowment Fund—			23,166 0 0				
Principal	23,000 0 0						
Interest	166 0 0						
Navalbai Raghunathdas Scholarship and Endowment Fund—			3,028 4 8				
Principal	2,800 0 0						
Interest	228 4 8						
Madhavrao Rokde Free Scholarship Endowment Fund			27,800 0 0				
N. G. Welinkar Scholarship and Endowment Fund—			1,144 6 0				
Principal	1,100 0 0						
Interest	44 6 0						
Jerajbhoy Peerbhoy Girls' School Trust Fund			2,400 0 0				
Thakar Peraj Padamsi Lohana Kanyashala Prize and Endowment Fund—			8,030 0 0				
Principal	8,000 0 0						
Interest	30 0 0						
Parvatibai Dwarkadas Prize Fund—			209 0 0				
Principal	200 0 0						
Interest	9 0 0						

392

MUNICIPAL CHIEF AUDITOR'S REPORT

No. MCA/605/I of 1939-40.

Bombay, 23rd September 1939.

FROM

THE MUNICIPAL CHIEF AUDITOR,

BOMBAY.

TO

THE MUNICIPAL SECRETARY,

BOMBAY.

SIR,

In compliance with the provisions of Section 137 (3) of the Bombay Municipal Act, I have the honour to forward herewith my report on the accounts of the Bombay Corporation for the year 1938-39 for submission to the Standing Committee and the Corporation.

I have the honour to be,

Sir,

Your most obedient servant,

R. C. MEHTA,

Municipal Chief Auditor.

REPORT OF THE MUNICIPAL CHIEF AUDITOR ON THE ACCOUNTS OF THE MUNICIPAL CORPORATION OF THE CITY OF BOMBAY FOR THE YEAR 1938-39.

PREFATORY REMARKS.

The New Audit Department constituted under Bombay Municipal Amendment Act (Bombay Act No. II of 1938) came into existence with effect from 1st April 1938 in place of the old system under which Auditors were appointed for each official year by the Corporation under the old Section 136(1). As observed in paragraph 3 of the Municipal Chief Auditor's letter No. MCA/373/dated 20th August 1938 underlying S.C.R. No. 645 of 23rd August 1939 the Municipal Chief Auditor was given the help of an Assistant Auditor and certain staff with whose assistance he has test audited the accounts of the Corporation prescribed under the Act in compliance with the provisions of Section 137(3) of the Amended Act, he submits herewith to the Standing Committee and the Corporation his Audit Report upon the Municipal Accounts for the year ending 31st March 1939, that is to say upon the accounts of the Income and Expenditure of the Corporation including those of the Improvement Schemes and the Schools Committee; their Capital Accounts, Accounts of the Sinking and Special Funds, debts, deposits and advances and the liabilities and Assets of the Corporation as deduced from balances recorded in their books.

This Audit Report is divided into two parts (1) Report on the Municipal Accounts and Improvement Schemes Accounts (Schedule I) and (2) Report on the Schools Committee's Accounts (Schedule II). Part I summarises in brief the several kinds of accounts maintained, describes the system of accounting in general followed by the Departments concerned and shows the desirability of modernising the system of keeping the accounts and concludes with a brief statement of the method and nature of the audit test applied to the various sections of the accounts together with the Municipal Chief Auditor's general remarks on the result of that audit. As usual it contains statements of receipts and payments and the balances of Revenue and Capital Accounts indicating the financial position of the Revenue, Capital, Sinking and Special Funds of the Municipal Accounts (proper), Improvement Schemes Accounts, School Fund Account, Advances and investments, loans contracted and cash and securities on account of various funds. Appendices A and B show charges met from the Municipal Commissioner's discretionary contingencies and balances of stores.

The Municipal Chief Auditor's general remarks on the result of the audit of the accounts may shortly be recapitulated as under:—

MUNICIPAL ACCOUNTS.

Expenditure.

The internal control of the Accounts Department over expenditure in respect of sanctions, grants, proper observance of rules and regulations for payments made, etc., was on the whole found satisfactory.

Income.

For the revenues of the Corporation internal departmental control was not found to be satisfactory and the co-ordination of the departmental accounts and the accounts kept by the Accounts Department was found to be wanting as there was no internal check of the Accounts Department over the departmental accounts in this respect. In several instances the total demand, realisations and arrears as on 31st March 1939 were not taken out, and in cases where they were taken out, such information was available several months after the close of the year or only after the final closing of the annual accounts by the Accounts Department, and thus except in the case of Assessment Department and Stallage of markets there was no easy reconciliation of accounts between the books of the Accounts Department and those of the other departments.

However, with the introduction of the new forms of accounting in the several small miscellaneous departments and with the re-introduction of the internal check by the Accounts Department, it is hoped that this state of affairs will improve in the near future.

Liabilities and Assets.

The balances shown against the liabilities and assets in the Balance Sheets are as shown in the books of the Chief Accountant, the details of which are given in the various appendices attached to his annual report.

It may be pointed out here that no details are available for the sum of Rs. 45,37,835-11-11 shown against unbooked property in the Capital Balance Sheet (App. 7). It is learnt that steps are being taken to prepare a complete inventory of such assets.

Stock and Stores.

The internal verification of stock and accounting of stores kept at the Central Stores was not found satisfactory. In several instances it was found that proper rules and regulations for maintaining stock accounts were not observed and that the periodical verification of stock by the department was almost altogether neglected.

Arrears of Rates and Taxes.

The percentages of outstandings of Property Tax and Wheel Tax to the demand were 18.7 and 18.3 respectively. It was noticed that the processes of recoveries provided under the Act were not being pushed through with due promptness and diligence by the collecting officers and so efforts were not made to effect prompt recoveries, as a result of which an appreciable increase in the income of the year under report is noticeable. In the case of Wheel Tax it was found that proper enquiries in respect of Schedules of different owners of vehicles and animals were not completed at the end of each quarter and numerous cases were found in which no demands were made. Test checks of the Wheel Tax Registers disclosed that in numerous cases bills were not issued even in respect of vehicles and animals listed therein. Replies to Audit enquiries were received after several months from the Department stating that in some cases the bills had since been issued but that the other cases were still under inquiry. Thus for want of proper arrangement, enquiries and issue of bills in time, there seems to be an avoidable loss of revenue under this head.

Arrears of Rent.

The percentages of arrears to demand in respect of temporary and permanent lettings of Ex-Trust properties were 25.3 and 17.6 respectively, and the write-off in connection with the temporary revenue being 1.23 lakhs, as against the gross demand of Rs. 27.00 lakhs.

To safeguard against any possible loss of rent due to default by the tenants, the rules framed are to take generally two months rent as deposit before granting tenancies and to eject those who run into arrears for more than three months. Test checks of the demand registers disclose several cases of breach of these rules with the result that arrears in most cases have to be written off finally. No account of arrears is maintained by the Department in respect of sale of lands (Municipal) Capital receipts, Court costs, etc., as the registers are not designed to give an account of demand, collection and arrears from month to month and at the end of the year. Similarly the accounts of total demand and collection and arrears of permanent leases were not found satisfactorily maintained.

In view of the various defects pointed out above and in the detailed general remarks on the result of the audit (attached hereto) better control over accounting work and watching of recoveries is necessary. It is hoped that the departments concerned will push through with due promptness and diligence the collection work of arrears and current dues.

SCHOOLS COMMITTEE'S ACCOUNTS.

In the case of the Schools Committee the internal check of the Accounts Department, seemed to be inadequate and therefore it is much desirable that proper vigilance and check should be exercised by the Accounts Department and the Executive Branches of the Schools Committee in close co-operation with each other over the finances of the Schools Committee.

Attention is invited to the discrepancies in the Provident Fund Accounts, noted in the detailed General Remarks in Schedule II which should be got rectified in consultation with the Chief Accountant.

FINANCIAL POSITION OF THE CORPORATION.

The position of the Revenue Accounts and the balances of the different accounts of the Municipal General Fund can be seen from the following brief summary of each of the several accounts (in which the figures given are in lakhs of rupees).

The actual income realised on Revenue Account (Municipal proper) was Rs. 347.67 as		detailed in the margin against the Budget Estimates of Rs. 331.71, Revised Estimates of Rs. 343.48 and previous year's actuals, of Rs. 330.16. The realisation was thus better by Rs. 15.96 as compared with the original Budget Estimates and by Rs. 17.51 as compared with the actuals of the previous year.
Actual Revenue realised from the following important sources:—	Rs. in lakhs.	
1. General Tax	136.07	
2. Water Tax	77.84	
3. Halalkhore Tax	36.26	
4. Fire Tax	6.19	
5. Wheel Tax	13.70	
6. Licenses for trades, land conveyance, and music	2.09	
7. Town Duties	15.52	
8. Liquor Licenses	1.44	
9. Tobacco Licenses	1.59	
10. Return from property and miscellaneous	58.97	
	Total .. 347.67	

Capital expenditure charged to Revenue under the following important heads:—

	Rs. in lakhs.
1. General Superintendence ..	5.23
2. Assessment and Collection ..	6.58
3. Fire Brigade ..	3.41
4. Public Works (Engineering) ..	59.84
5. Public Health ..	29.86
6. Plague Expenses ..	.73
7. Education ..	36.44
8. Medical Relief ..	19.53
9. Public Gardens ..	1.56
10. General Stores ..	.75
11. Pensions, Gratuities and Provident Fund ..	11.71
12. Contribution to Improvement Schemes ..	34.29
13. Miscellaneous ..	3.04
14. Debt ..	121.88
Total ..	334.84

The Revenue Fund at the end of the year stood at Rs. 62.11 and after deducting the amounts used in the purchase of stores, plant and machinery and miscellaneous advances the free balance of Revenue Fund at the end of the year was Rs. 31.84. This balance at the beginning of the year was Rs. 22.87 and it stood at Rs. 31.84 at the close of the year. The position thus improved by Rs. 8.97. A reference to the statement of Assets and Liabilities of the Revenue Fund will show that the actual amount of cash and securities held in the Revenue Fund Account was Rs. 136.39 (inclusive of Rs. 57.63 of Depositors' Account).

The actual income in the Improvement Schemes account amounted to Rs. 101.31 as detailed in the margin as against the Budget Estimates of Rs. 102.08, the Revised Estimates of Rs. 99.42 and the previous year's actuals of Rs. 102.57. It has thus fallen short of the original estimates by Rs. .77 and previous year's income by Rs. 1.26. The actual expenditure was Rs. 99.04 as shown in the margin as against Budget Estimates of Rs. 101.84, Revised Estimates of Rs. 102.85 and previous year's actuals of Rs. 96.88. It was thus Rs. 2.80 less than the original estimate and Rs. 2.16 more than the expenditure in the preceding year. This left an apparent surplus of Rs. 2.27 at the end of the year. However, this should not be taken as the real surplus as the unspent balance of grants of the previous years was Rs. 4.90 against which this apparent surplus has to be set off.

Actual income of the Improvement Schemes Account realised from the following main sources:—

	Rs. in lakhs.
1. Rent and other sources of properties ..	51.99
2. Contribution from Municipal Corporation ..	34.29
3. Receipts on account of tobacco duty ..	10.41
4. Interest and Profits on investments ..	4.23
5. Miscellaneous Receipts ..	.39
Total ..	101.31

Total expenditure charged to Improvement Schemes General Account under the following important heads:—

	Rs. in lakhs.
A. Maintenance of properties and streets ..	18.16
B. Cost of Management and Establishment ..	7.00
C. Proportionate cost on account of Municipal Supervision ..	.92
Total ..	7.92
Less—Charged to General Account and Capital Account ..	7.92
D. Debt Charges ..	80.88
Total ..	99.04

The Schools Fund Account started with an opening balance of Rs. .23. The income amounted to Rs. 35.11 as detailed in the margin against which the actual expenditure booked during the year came to Rs. 34.94 leaving a balance of Rs. .40 on 31st March 1939.

Income:—

	Rs. in lakhs.
Contribution from Municipal General Fund ..	34.81
Fees ..	.20
Interest on investments of Trust and other funds ..	.07
Miscellaneous ..	.03
Total ..	35.11

Expenditure:—

	Rs. in lakhs.
Administration of Municipal Schools ..	33.17
Repairs to Municipal School Buildings ..	.10
Grant-in-aid to Schools ..	1.67
Total ..	34.94

Similarly the actual expenditure charged to revenue was Rs. 334.84 as shown in details in the margin as against the Budget Estimates of Rs. 339.82, Revised Estimates of Rs. 341.75 and previous year's actuals of Rs. 327.48. It thus resulted in a saving of Rs. 4.98 over the budgetted amount, but exceeded the previous year's actuals by Rs. 7.36. The year's working left a surplus of Rs. 12.83 as against the budgetted deficit of Rs. 8.11.

It might be mentioned here that the expenditure of Rs. 34.94 is exclusive of other payments made directly out of the Municipal General Fund on account of Debt Charges, New Works, Secretary's Office and Aided Institutions. Adding this, the total expenditure on the Primary Education of the City works out to Rs. 37.67. Against this the amount of contribution received from Government during the year was Rs. 9.16 (i.e., Rs. 8.95 for 1938-39 and Rs. .21 on account of adjustment for 1937-38).

The Capital Account (Municipal) started with an opening balance of Rs. 31. Additional funds made available during the year were Rs. 50.67 by raising new loan to the extent of Rs. 45.00 and by taking an advance of Rs. 5.67 from the Municipal Special Funds. The actual expenditure booked was Rs. 48.78 against the Revised Estimates of Rs. 71.99 leaving an unspent balance of Rs. 2.20. The actuals fell short of the Revised Estimates by 32 per cent. This shows a large disparity between the estimated and actual expenditure. This was mainly due to certain works having not been carried out to the extent estimated in the Budget.

Similarly the Capital Account (Improvements) started with an opening balance of Rs. 64.58. Receipts during the year including the surplus of Rs. 2.27 in the General Account amounted to Rs. 13.64. Against this the actual expenditure was, on schemes Rs. 9.69 and for repayment of loans Rs. 19.13, total Rs. 27.82. The balance left in the Capital Funds at the end of the year was thus Rs. 50.40.

The balances of the Special Funds (including Employees' Provident Fund) on 1st April 1938 were Rs. 273.01. Receipts during the year amounted to Rs. 32.45. The expenditure incurred during the year amounted to Rs. 13.69 leaving a total amount of Rs. 291.77 in the Funds out of which Rs. 222.09 were invested in cash and securities and Rs. 69.68 consisted of outstanding advances granted for Capital Works and other purposes mentioned in the report. Net accretions to the Special Funds during the year were Rs. 18.76.

The balances of the Sinking Funds, Municipal and Improvement Schemes Accounts, amounted to Rs. 318.39 and Rs. 240.36 respectively at the book value of securities.

The total balances of all the Funds forming part of the Municipal General Fund on 31st March 1939 held in the Office Treasury, Banks and Public Securities amounted to Rs. 972.41.

There was a net increase in the loan liabilities under the Municipal Account by Rs. 6.41 and a decrease of Rs. 24.32 in those under the Improvements Account during the year. Excluding the balances and liabilities of the Special Funds which have been described at length in the body of the report and which are covered by recoverable advances and by liquid assets in the form of earmarked cash and securities, the gross liabilities of the Corporation for loans and advances for Capital Works amounted to Rs. 1,568.65 for Municipal Account (Proper) and Rs. 1,646.74 for Improvements Account, total Rs. 3,215.39. Against this the Sinking Fund accumulations at book value of securities amounted to Rs. 318.39 in the Municipal Account and Rs. 240.36 in the Improvements Account, total Rs. 558.75.

It will be seen from the figures of income and expenditure for the current year that the financial position of the Corporation for the year under review was quite sound. In spite of new inroads on its resources in the form of additional expenditure to the extent of Rs. 7.36 in the Municipal Revenue Account over that of the previous year the year's working left a satisfactory surplus of Rs. 12.83. However this surplus is not of a steady nature likely to occur from year to year, as it is not wholly due to the increased building activity but is due to some extent attributable to recoveries of past arrears and current revenues.

Though the Loan Debts incurred by the Corporation might appear rather formidable as compared with the assets of a tangible nature still its financial condition on the whole appears to be sound for the Corporation has great possessions which go to make up the public structure of Bombay and all that is best in it which in itself is an asset of considerable potential value.

MUNICIPAL OFFICE,
BOMBAY, 23rd September 1939.

SCHEDULE I

Accounts including Improvement Schemes accounts, under the Division A, and

Explanatory

Main divisions of Accounts :—

There are three main divisions of Municipal Accounts :—

- I—Municipal Accounts (Proper).
- II—Improvement Schemes Accounts.
- III—School Fund Accounts.

Accounts of the receipts and expenditure of the Corporation which are known as Municipal Accounts (Proper) may be sub-divided into :—

- A—Revenue Account.
- Al—Suspense Account.
- B—Capital Account.

Revenue Account deals with receipts from taxation and other sources of revenue and the expenditure therefrom, the net result of which represents the revenue surplus or deficit for the year. Capital Account deals with expenditure met usually from borrowed funds, such expenditure being incurred with the object of carrying out permanent works for services to the City. Suspense Account comprises debts, deposits, advances, sinking and other special funds and their investments, etc., pending final adjustments or payments.

Accounts of all the property vested or vesting in the Corporation and of all receipts and expenditure of the Corporation on account of the Improvement Schemes, which have to be kept under a separate head in the Municipal Accounts under Section 123A of the Municipal Act are known as the Improvement Schemes Accounts, and they are divided into :—

- (i) General Account.
- (ii) Capital Account.

The General Account comprises receipts of rents from properties and other sources of revenue from Improvement Schemes and expenditure therefrom, the net result of which represents the Revenue Surplus or Deficit for the year, such surplus or deficit being transferred to the Capital Account. Capital Account includes expenditure incurred in extending the Improvement Schemes and cost of making good revenue deficits, advancing loans, etc., under the Act.

The contributions made out of the Municipal Fund to the Schools Committee under Section 39 of the Municipal Act are debited under the head of Primary Education in the Municipal Revenue Accounts. But the Schools Committee keeps separate accounts of these receipts and of all other income, such as fees and other sources and of expenditure therefrom and they are known as the School Funds Account.

Sections and Heads of Accounts.

Within each of the above divisions the transactions are grouped into sections which are further sub-divided into certain sub-heads of accounts arranged and designated according to administrative convenience and services, as shown in the abstracts of Accounts of the Corporation published in the *Bombay Government Gazette* from week to week.

The Accounting System.

(a) **General.**

(i) **Transactions.**

The transactions of income, expenditure, deposits, advances, etc., originate in the executive departments concerned where primary records are maintained. The entries in the books of the Accounts Department are those of actual cash received and payments made. In addition to this the Accounts Department maintains primary records in connection with various funds and their investments and loan transactions. The investments of surplus Municipal Funds are made in public securities as defined in Section 3 (o) of the Act or in deposits (fixed or current) with the local banks selected by the Standing Committee with the approval of the Corporation under Section 122 of the Act. With the exception of two loans contracted by the late City Improvement Trust the interest on which is paid through the agency of :—

- (a) Hongkong and Shanghai Banking Corporation.
- (b) Chartered Bank of India, Australia and China, London.

The transactions of all other loans are looked after by the Imperial Bank of India who have been appointed agents of the Corporation and are entrusted with the work of payment of interest to Debenture Holders, renewal, consolidations and sub-divisions of debentures and repayment of loans on maturity, and they do this work subject to certain necessary checks by the Chief Accountant and his Department.

(vi) Receipts.

Collections of Municipal dues from taxes, rents of buildings and lands, sale of rights license and other fees, etc., are made by the staff engaged in the different departments. These collections are to be remitted daily to the Municipal Treasury under a remittance slip signed by the Heads of Departments. Sometimes payment of dues is made by the parties at the Chief Accountant's Office direct. These amounts are taken on the Main Accounts (in the Main Ledgers) through the Day Books and in the subsidiary registers under each Minor Budget Head. The dues are collected by the different departments from numerous small sources of income. In addition to this certain amounts due from Government for tax, on public conveyances, deposits from the contractors, etc., are received direct in the Chief Accountant's Office. The collection of Town duties by the two Railways and the Bombay Port Trust, the fines received in the office of the Chief Presidency Magistrate for offences against the Act and interest on securities collected by the Bank are credited direct into the Bank Account with the Imperial Bank of India and the Accounts Department takes them to their accounts on receipt of Bank slips.

(iii) Payments.

All bills of establishment, contingencies, works, supplies, etc., received from the departments are checked in the Accounts Department mainly in respect of sanctions, arithmetical accuracy, rates, proper certifications by Heads of Departments and Budget grants and are then passed for payment. Bills for Rs. 100 or less are paid in cash and the rest are paid by means of cheques drawn on the Imperial Bank of India. To cover cash payments cheques of amounts not exceeding Rs. 1,000 are drawn on the Imperial Bank of India in favour of the Chief Accountant. As already stated payment of interest of Municipal and Trust Debentures is made through the Imperial Bank of India and in case of two loans of Trust through Hongkong and Shanghai Banking Corporation and Chartered Bank of India, Australia and China, London.

(iv) Service Heads.

The method of budgetting and keeping and presentation of accounts is arranged according to administrative functions which have been sub-divided into service heads, the income and expenditure relating to each such head being kept separate under that head.

(b) Daily Accounting.

The day-to-day transactions of receipts, payments and adjustments are introduced into the main accounts through Day Books. In case of expenditure prior to passing bills for payment, the bills are entered in the subsidiary books, i.e., tabulations and registers of works recording the progress of expenditure against each minor head of Budget Grants. In case of income similar arrangement exists for entering all income in the subsidiary registers against the Budget Head of Income recording progress of collections after Day Books are written up. As regards miscellaneous advances, deposits, etc., similar subsidiary registers are maintained for individual accounts, the receipts and payments whereunder are posted up subsequently from Day Books.

(c) Weekly Accounts.

The progressive weekly receipts and expenditure as recorded in the main accounts are taken on the weekly abstract which is published in the *Bombay Government Gazette* from week to week under the signature of the Municipal Chief Auditor and two members of the Standing Committee (*vide* Section 135 (1)).

(d) Annual Accounts.

The receipts and expenditure progressing from week to week ultimately appear under various appendices in the Chief Accountant's Annual Report.

General Remarks.

It may be mentioned that the present system of Municipal accounts was designed years ago though some formal changes were made in it from time to time. But in course of time the method of Public Account keeping has undergone a considerable change; as also the finances of the Municipality have considerably expanded and the accounts have become more complicated. It is therefore necessary that the system of Account Keeping be overhauled and brought upto the present day requirements.

(4) *Nature of Audit Check applied.*

Accordingly in conformity with the above system the accounts of receipts and payments have been test-examined from day to day by comparing the vouchers, etc., with the corresponding entries in the Day Books and the weekly abstracts specified in this report in the Chief Accountant's Office. The weekly progressive balances of the audited accounts which in turn are based on the daily accounts are duly and punctually published in the *Bombay Government Gazette* every week. The balances of cash and Government securities belonging to or deposited with the Corporation are verified by an examination of Bank Pass Books, safe custody receipts, deposits receipts, and the cash and Government promissory notes in the Chief Accountant's Office. The Balances of the assets and liabilities in the Balance Sheets are checked with the current year's adjustments to the last year's closing balances. Any irregularities observed in the course of audit are brought to notice and got rectified.

GENERAL REMARKS ON THE RESULT OF AUDIT.

Municipal Accounts.

Expenditure.—The transactions covered by Audit (test) were in respect of Revenue Accounts of several departments and Expenditure Account of the Chief Accountant's Department. The internal control of the Accounts Department over the expenditure Accounts was found satisfactory. Errors and omissions noticed during audit were pointed out and got rectified. As regards the watching of recoveries and adjustments under the head 'Advances' a separate report is being submitted as usual.

Income.—As regards the accounts of Revenue transactions kept in the departments, the books were not designed to show the total dues, collections, and arrears except in the case of (1) Property Taxes, (2) Temporary and Permanent Rent Receipts in the Estate Agent's Department and (3) Stall rents in the Markets' Office. The staff engaged on the accounting work was not also used to write the registers, even as they were, in a recognised manner with the requisite internal checks and counter checks, provided for the correctness of accounts. Accordingly every effort was made to initiate the staff of the departments to begin writing the registers, with proper initials, totalling, etc., by verbal advice as well as by writing to the Municipal Commissioner, who issued the necessary orders, instructions or warnings wherever necessary. With a view to setting the accounting work of the departments on a proper footing, new forms of registers were designed and a revised system of accounting in the Miscellaneous Departments was introduced (*vide S. C. R. No. 1534 of 10-2-1939*). This revised system has been put into operation with effect from 1-4-1939 and under it the heads of departments have to submit quarterly revenue returns, duly reconciled through the Chief Accountant.

Some of the Typical Errors and Omissions found in the various Departments in the course of the test audit are summarised below, with suggestions for improvement wherever necessary.

1. Assessment Department.

This is the main revenue earning Department of the Corporation. Rules and regulations for the proper assessment and collection of revenue have been embodied in the Assessment Manual. However these rules were being not strictly followed with the result that various kinds of errors and omissions occurred, raising in some instances, even a suspicion of leakage of revenue.

(1) The Assessment Manual prescribes an accurate and up-to-date Register of all lands and buildings in the City. Such a Register is under preparation since a long time. On inquiry it is learnt that a copy of the Cadastral Survey Numbers of the Collector of Bombay has been brought and that the copying work of these Registers is proceeding. The Registers for A to E Wards are so far found completed, but as regards F and G Wards several columns still remain to be completed. Early completion of these Registers and their comparison with the Assessment Books is essential.

(2) As regards the collection of taxes levied, it was noticed that the processes of recoveries provided under the Act were not pushed through with due promptness and diligence by the Collecting Officers; e.g., rules prescribe that the bills should be presented to the parties as early as possible, after their receipt in the Ward Offices, and if not paid within the next fifteen days the notices of demand should be served, and if they still remained unpaid for a fortnight more recoveries should be effected by issue of distress warrants. In actual practice, it was noticed during the inspection of different Ward Offices that several bills were lying unrepresented to the parties for months together after they were received in Ward Offices. The same slow process continues even after presentation of bills in serving Demand Notices, issuing of distress warrants, etc. In several cases bills were found partly paid in respect of Water Tax only, through fear of water connections being cut off. Such bills of years old are found lying in the Offices without any effective action being taken for their recovery. In some cases it was noticed that, Court action was taken and decrees obtained, but the bills were still outstanding. Such delay results in the piling up of arrears and avoidable write-offs.

(3) A case for draw-back was received for Audit scrutiny from the Assessor and Collector in which loss of rent certified by the Deputy Superintendent of the Ward on an actual inspection of the property was Rs. 15 as against Rs. 1,106 declared by the owner in the draw-back form and finally admitted by the Assessor after examination of the owner's Account Books. This and similar other instances disclose the necessity of prompt local enquiry by the investigating staff. It may be pointed out that under Section 158 (2) of the Act, such cases for allowance of draw-back have to be disposed off, not later than seven days before the first day of any half year for which an instalment of General Tax is leviable. Several cases of draw-backs that should have been disposed of prior to 1st April 1939, according to the provision of the Act, are still coming in for audit.

Similarly in case of refunds allowed on vacancies, undue delay is caused, so much so that refunds that should have been passed by the end of January 1939 are being received for audit even at the time of writing this report. Even inter-departmental adjustments of refunds in respect of Improvements Trust Properties for 1937-38, involving nearly thirty-six thousand rupees, are still unadjusted. The vacancies in this connection were certified and sent by the Estate Agent to the Assessor and Collector in the month of September last year.

(4) In the case of Wheel Tax it is found that proper enquiries in respect of schedules of different owners of vehicles and animals are not completed at the end of each quarter and there are numerous cases in which no demands are made. A test check of the Wheel Tax Registers disclosed that in many cases bills were not issued in respect of vehicles and animals listed therein. Nearly 2,700 cases of non-issue of demand were pointed out to the Department by issue of audit notes. Replies to these audit notes are being received from the Department after several months which indicate that in nearly 1,000 cases bills have since been issued and that nearly 1,700 cases are still under enquiry. Thus for want of proper arrangement for timely enquiries and issue of bills as prescribed in the Manual, there is reason to believe loss of Revenue under this head.

(5) As regards the control on bills issued, collections made thereagainst and the bills remaining in the hands of the collecting officers adequate provisions exist in the Assessment Manual. For this purpose all bills issued by the Head Office to the different Ward Superintendents for collection together with the aggregate amount of the bills are entered in the ledgers maintained in the Head Office called 'Ward Ledgers'. All collections against these bills received by the Head Office from the Ward Superintendents are also posted in these ledgers. The ledgers are thus designed to act as a constant index as to the state of collections, arrears, etc., in each Ward Superintendent's charge. Actual verification of the bills remaining uncollected in the hands of each Ward Superintendent, has to be made by the audit at the end of each quarter of the year, when it has to examine the correctness of the number of bills produced and tally them with the balances appearing in the Ward Ledgers. However, it was found that balances in the Ward Ledgers in the Head Office were not struck and authenticated even weeks after the end of the quarter. Audit Department was therefore unable to examine the balances of the bills promptly at the end of each quarter, but had to delay the examination until after the ledgers were completed.

Miscellaneous Departments

The following are the Departments in charge of collection of Miscellaneous Revenues:

(1) Municipal Commissioner's Office, (2) Town Duty Refund and Election Office, (3) Central Stores, (4) Legal Assistant's Office, (5) Hydraulic Engineer's Department, (6) Victoria and Albert Museum, (7) Public Health Department, including Municipal Analyst's Office, Health Department Ward Offices, (8) A and B, (9) C and D, (10) E, (11) F and G and (12) Malaria, (13) Office of the Superintendent of Vaccination, (14) K. E. M. Hospital and G. S. M. College, (15) Conservancy Department, (16) City Engineer's Central Building and Architectural Branches, (17) City Engineer's Works and Maintenance Branch, (18) Mechanical Engineer's Department, (19) Fire Brigade Office, (20) License Department, (21) Gardens Department and (22) Markets and Slaughter Houses.

(A) It was observed that the accounting of Miscellaneous Revenue collections was not satisfactory as registers were treated as mere Memorandum Books where items of recoveries were listed without being authenticated by any checking Officer so as to ensure that no legitimate dues were omitted. There was no practice of drawing the attention of the Municipal Commissioner to amounts not recovered on due dates by preparing and submitting a list of such items.

In order to improve this condition, audit had to instruct departmental staff verbally as well as by issuing audit notes through the Municipal Commissioner to maintain their registers in a recognised manner. Even sometimes audit had to prepare lists of arrears and call for explanations for allowing the Municipal dues left unrecovered for a long time without taking any action or orders from higher authorities.

While test examining the receipts whenever any irregularities or short recoveries were noticed, they were brought to the notice of the Heads of Departments and the Municipal Commissioner.

(B) A few of the typical irregularities are shown below :—

(1) Two rights Nos. 5 and 6 were jointly sold by the Head Supervisor, Conservancy Branch, for a period of three years from 1936-37 to one Mr. Narayandatt Beepat, for an annual sum of Rs. 7,850, vide C. R. No. 96 of 4-5-1936. The right-holder was allowed to pay this amount by quarterly instalments, each payable on 5th day of the commencement of every quarter. Usual agreement with a security deposit of Rs. 1,965 (about the quarterly sum of an instalment) was signed by the right-holder. This right-holder never paid his instalments on due dates. The fact was brought to the notice of the Head Supervisor, the Health Officer and the Municipal Commissioner from time to time under audit notes. The matter was pursued till the expiry of the period of the right, viz., 1938-39 and even thereafter. At the end of the period, the right-holder was in arrears of two instalments of Rs. 1,962-8-0 each. One of the instalments was met by forfeiting the security deposit of Rs. 1,965 mentioned above and the balance is still found in arrears.

(2) In the Market Department monthly rents on account of the letting of certain sites for advertisement purposes and of shops at Sir Pheroza Mehta Road were found outstanding to the extent of Rs. 1,081 for the period of July 1938 to February 1939. A detailed audit note was therefore sent to the Municipal Commissioner for recovery of the arrears. Reminders were duly sent and the matter is being pursued.

(3) Arrears of rents accumulating for two months and over since many years past at Bandra Slaughter Houses involving approximately a sum of Rs. 400 per month for about 83 tenancies were brought to the notice of the Municipal Commissioner who has personally instructed the Superintendent of Markets to clear off these arrears within the next three months.

(4) A case of the City Engineer's Department was found in which a fee for the permission of weather frame projections of the building of the Bombay Mutual Life Assurance Society Ltd. completed in 1935 was charged at the new revised scale, viz., $\frac{1}{4}$ th of the value of the land fixed under Corporation Resolution No. 116 of 3rd May 1937, instead of at the old scale, viz., $\frac{1}{4}$ th of the value of the land which was in force when the building was completed in 1935. The result was that the fee was charged at Rs. 7,046-13-0 as against Rs. 14,093-10-0 recoverable at the old scale. On a reference to the Legal Assistant he has opined that the fees should have been legally charged on the old scale. The matter is under the consideration of the Municipal Commissioner.

(5) In the cases of the chawls occupied by the Municipal menial staff of the bigarics, etc., statements of recoveries required to be made from month to month out of the Pay Bills of the staff concerned have to be submitted to the Chief Accountant along with the Pay-sheets in order that the Chief Accountant may be able to verify the deductions made in the pay-bills. In practice however such statements were not submitted along with the pay-sheets and they used to be received in Audit in an incomplete form months after the recoveries were effected in the pay-bills. This irregularity has been pointed out and the Department has been instructed to prepare the statements in a completed form and send them on to the Chief Accountant along with the pay-sheets.

(6) During the year statements of fines of the several Municipal Departments furnished by the Chief Presidency Magistrate showing the details of fines levied and recovered every month were test checked with the prosecution registers of the Departments concerned and any irregularities and omissions found therein were brought to the notice of the Heads of the Departments under Audit notes and were got rectified. Instalments of fines paid into the Municipal Fund by the Chief Presidency Magistrate were verified with the Chief Accountant's books. All the statements of fines for 1938-39, were not received for audit even in the month of May 1939 hence the Municipal Commissioner's attention was drawn to this under an audit note. He was also furnished with details of months upto which the statements were sent by the Heads of Departments concerned for audit and was requested to have the statements sent upto 31st March 1939 at an early date. Statements upto 31st March 1939 are not received upto the writing of this report. Municipal Commissioner's attention has already been drawn to this.

(7) The books of the Legal Assistant in connection with his professional costs, etc., charges, were found not brought up-to-date. So he has been requested to complete them and submit a statement showing recoveries and adjustments effected and outstanding on 31st March 1939.

(8) In June 1938 the Dean, K. E. M. Hospital and Seth G. S. M. College brought to the notice of the Municipal Chief Auditor that the Bombay University Registrar complained that the College clerk Mr. Khopkar had not duly got credited to the University Account with the Imperial Bank of India certain examination fees that had been collected by him. The Municipal Chief Auditor thereupon started a detailed examination of the College Accounts and found that from 1931-32 to 27th June 1938 a defalcation of Rs. 27,447 had taken place. This was fully reported in Municipal Chief Auditor's letter No. 330, dated the 4th August 1938. Accordingly criminal prosecutions were instituted against the clerks who were responsible for

this resulting in certain convictions. The question of taking suitable action against other officers was reported upon by the Commissioner under his No. C-97/SR of 5th May 1939 and the action was taken under S.C.R. No. 381 of 4th July 1939. The Municipal Chief Auditor's examination brought home the urgent necessity of a suitable modification in the procedure of keeping accounts and accordingly new forms of account have been introduced vide S.C.R. No. 1534 of 10th February 1939.

(9) A case came to the notice of the Municipal Chief Auditor in which the Test Audit Officer indented 90 books of one anna squatter tickets from the Printing Press, but the Press supplied either 90 or 100 books (possibly 100 books) and the Markets Superintendent acknowledged receipt of 100 books, whereupon the Test Audit Officer corrected his indent by putting the figure 100 in place of 90. Later on however the Market Superintendent informed that he had received 90 books only. But on enquiry by the Municipal Chief Auditor no materials were found available in the Office of the Printing Press to show the correct number of books printed and supplied. Had 100 books been printed and supplied to Market Superintendent it would mean that 10 books were used for a dishonest purpose. But for want of proper proof, the matter had to be dropped and the Municipal Commissioner to whom this was pointed out has warned the Press to keep a proper record of the books printed.

Estate Agent's Department

(1) The main items of revenue of this Department are (1) Rents from Municipal and Ex-Trust properties (2) sale of rights (3) rents from vacant lands (4) rents from permanent leases (5) premium on permanent leases (6) sale proceeds of Municipal land (7) receipts from gallery projections, encroachments, etc. Registers showing demand, collections and arrears in respect of items (1), (2) and (3) are maintained. As regards item (4) the registers of total demand, collections and arrears are not kept satisfactorily. For the remaining items (5), (6) and (7) no such account is kept as the registers are not designed to give an account of demand, collections and arrears in total from month to month and at the end of the year. It is therefore suggested that demand registers similar to those for items (1), (2) and (3) be maintained in these cases also.

(2) Several tenants have been allowed to run into arrears for more than three months without timely action being taken against them. Generally such tenants vacate the premises after accumulation of rent and their arrears are transferred to 'Bad and Doubtful Debt Registers.' After such transfer, recoveries effected against them are only casual or rare and no special efforts appear to be made to reduce the arrears. After the lapse of three years the procedure for "write off" is followed. In some cases arrears of rents, municipal taxes and court costs of the same tenants were found written off at different times; while in some other cases deposits of the tenants were found adjusted to Miscellaneous receipts after their arrears were written off. This shows lack of link between the various demand registers. In certain cases costs of ejectment suits were not recovered in full from the tenants who were allowed to continue in occupation for some reason or other. In ejectment suits, when compromised before hearing, the usual practice is that half the court cost is refunded by the Court and the other half has to be paid by the defaulting tenant. It was noticed that very often the latter remained unrecovered.

(3) Application forms for lease of plots are sold to outside parties at a price of Rs. 2 each. As these forms do not bear printed serial numbers, no check could be exercised in the matter of such sales. Estate Agent was therefore requested to have these forms printed with serial numbers and a register maintained showing receipts and sales thereof. Needful has been done in the matter.

(4) Although the Corporation under their Resolution No. 443 of 17th September 1937 have sanctioned the recovery of rent on account of encroachment and construction of sitting out places at Wadala Market, Scheme 57, neither the notes of demand in the rent register nor any recovery in that respect was made. Audit memo regarding this matter was issued to the Estate Agent on 28th May 1938 with the result that recoveries of Rs. 164 per annum for encroachment and Rs. 43 per annum for sitting out places have been made and necessary notes taken in Demand Register.

(5) During the course of the test audit it was noticed that recoveries on account of Municipal taxes were credited to the deposit accounts of parties though recovered as Municipal taxes as per receipts passed to them. This is an irregularity and may result in not only confusion in accounts but also loss in Municipal revenue. The Estate Agent is requested to adjust such deposits at least at the end of each year in consultation with Assessor and Collector.

(6) A sum of Rs. 73-10-0 for 1934-35 due from a limited concern like Messrs. Andhra Valley Power Supplying Co., Ltd., was left unrecovered. The case was brought to the notice of Estate Agent, who after investigation informed that the notes of the withdrawal of demand of Rs. 67 were not taken in the registers. The balance of Rs. 6-10-0 has since been recovered.

(7) As a result of the surprise visit paid to Sydenham Road Chawls it was noticed that room No. 9, ground floor, block No. 1 let out in lieu of house rent allowance to a Watch and Ward peon of Conservancy Department was occupied by one Kulsumbi, daughter of Kamal. She admitted in presence of the Chawl Superintendent that she was staying there for over a year and that she was in no way related to the Municipal peon in whose name the room stood in the rent roll and to whom she was paying Rs. 7 per month. The standard rent of the said room is Rs. 9 per month. This was a clear case wherein concession granted to a Municipal peon was abused. The Deputy Municipal Commissioner (Impts.) was informed accordingly and requested to take necessary action and to recover the balance of rent due from the Watch and Ward peon. Needful has been done.

(8) A decree for Rs. 203-5-0 as rent and Rs. 17-8-0 as court costs was obtained against the proprietor of "Shri Gutchi Loni Viss Aswal Jain Kanya Shala" some time in August 1936 payable in instalments of Rs. 15 per month. No action appears to have been taken for the recovery thereof.

(9) Estate Agent's attention was drawn to cases of heavy arrears similar to a case mentioned hereunder and information regarding steps taken to reduce these arrears was called for.

One Mahomed Yusuf Hidayat who was in occupation of 9 rooms at Rs. 2-1-0 per room vacated on 1st May 1938 leaving arrears for 10 months amounting to Rs. 185-10-0. An audit note was sent to the Estate Agent on 10th June 1938 enquiring about the steps taken for recovery of the arrears. The Estate Agent replied that a suit had been filed. The tenant was allowed to run into arrears for ten months without taking any action.

(10) No note of demand for the recovery of rent of Rs. 30 per year from 1st July 1937 for the maintenance of passage for plots Nos. 226, 226A, 227 and 227A, Dadar-Matunga was taken in the demand register. The Estate Agent's attention was drawn to this and the needful has now been done.

(11) Similarly in another case, the ground rent for plot No. 17, Dadar-Matunga, was shown as Rs. 2,100 per year as against the correct amount of Rs. 2,104. The error was pointed out to the Estate Agent and has since been rectified.

(12) Deposits of certain ex-tenants were proposed to be adjusted to Miscellaneous receipts though the tenants had arrears in the books against their names. The Estate Agent was requested to adjust the deposits of tenants as soon as they vacated the premises.

(13) A reference regarding arrears on account of rent for 1935-36 amounting to Rs. 200.00 outstanding against the President, Philanthropic Society of Britishers Domiciled in India was made to the Estate Agent to which he replied that the case under reference was lost sight of and subsequently correspondence was started with the result that the society agreed to make good the whole amount in monthly instalments of Rs. 20. The recoveries will be watched.

(14) The Trustees, the temple of Neminath, Parel, were in arrears of Rs. 13-12-0 for the period ending 24th April 1935. On a reference made by this office in December 1938, the amount was recovered in March 1939.

(15) Collections brought in by the Court Clerk in respect of half costs for settled ejectment suits and instalments towards decretal amounts were upto now, simply traced into the Municipal treasury as no other check could be exercised in respect thereof. Special arrangements were therefore made by the Municipal Chief Auditor with the Registrar, the Small Causes Court to allow his staff to go through their books. On verification of the amounts paid into the Municipal treasury with those in the court registers it was noticed that several amounts of decretal instalments and of half court costs, in respect of ejectment suits settled subsequent to the dates of filing suits were paid into the Municipal Treasury after a lapse of three to ten days and not within 24 hours as per the standing orders of the Municipal Commissioner. Some more amounts were also received by the Court Clerk in office as constituted attorney of the Estate Agent which, too, were credited into the Municipal Treasury after a lapse of five to fifteen days. In some cases the other half costs were not recovered at all with the result that all such items were to be written off after a lapse of years. The Court Clerk had even failed to bring in from the Small Causes Court two sums of Rs. 5 each received in the Court which were lying there for over a year. It was further noticed that several claim decrees obtained prior to 31st March 1938 were blank and little attention appeared to have been paid for the recoveries thereagainst. All the above irregularities were brought to the Estate Agent's notice.

(16) Premium of Rs. 500 in respect of construction of a motor garage on plot No. 78, Shivaji Park, was recovered at the instance of this office.

charge of the Hydraulic Engineer.

As per article 30 of the Stores Audit Manual duty is laid on the Store-keeper to verify stock from time to time and record the result in verification reports. The verification reports are required to be sent monthly for the information of the Municipal Commissioner who directs the required adjustments to be made in the Stores Ledgers and General Books of the Municipality. These reports were not prepared and submitted to the Commissioner but on the Municipal Chief Auditor's suggestion the Commissioner has directed this to be done.

As for stores on line with the Water Works Department it is laid down in the manual that the Hydraulic Engineer should send in the 2nd week of April and October each year a balance sheet showing the articles in hand on the evening of the last working day of March and September. The statement should be checked by the Store-keeper with his line suspense ledger and discrepancies if any should be settled by the two departments conjointly. It is also laid down that the Assistant Store-keeper shall in the 2nd half of each financial year visit the district in which such stores are lying and report on the condition of the articles. It is noticed that these reports are not submitted to the Commissioner.

(B) Some typical irregularities noticed were as under—
(1) In some cases heads of accounts of different sizes of articles of stock were found changed by the Ledger Clerk in order to make the book balances tally with the stock on hand found during verification.

(2) In a number of cases considerable differences were noticed between receipt rates of articles and their issue rates even though the articles were received and issued in the same week or month.

(3) In certain cases on examination of the opening balances of articles in stock, articles purchased during the year and the balance left at the end of the year it was noticed that the purchases made during the year were far in excess of requirements.

(4) In certain cases articles purchased during the year and issued to the departments were not found taken into account simply because no bills were received from the Contractors before the end of the year.

(5) A separate account called 'Rate Adjustment Account' which is not borne on the financial books of the Chief Accountant but is a separate heading opened in the books of the Store-keeper to which amounts of small differences found on the books on account of under or over charges or clerical errors only are to be debited or credited. It was found that this account was utilised indiscriminately for any kind of differences that were found in the books. This was pointed out to the Department and the Municipal Commissioner and the Store-keeper has since been instructed not to operate this account except with the approval of the Chief Accountant.

(6) It was also noticed that Iron Scrap which was held on the books of the Store-keeper at a nominal value was sold and realisations were in excess by about Rs. 1,600, which were credited to the Stock Account thus reducing the book value of the Stock in hand. This was brought to the notice of the Department and the Chief Accountant and the necessary adjustment has been made and the difference credited to revenue.

DIVISION B.
Statements of receipts and payments and balances of Revenue, Capital and Suspense Accounts of Municipal and Improvements Accounts in a Summary Form.

(NOTE 1.—Unless specially indicated, the figures throughout this report are in lakhs of rupees.)

(NOTE 2.—In these statements the assets purchased out of revenue and written off to expenditure from year to year and not shown on books of accounts are not included.)

I. MUNICIPAL ACCOUNTS (PROPER).

Revenue Account.

1. **Explanatory.**—The original Budget Estimates for the year anticipated a nominal revenue deficit of Rs. 8.11 but the actuals revealed a surplus of Rs. 12.83. Thus the Improvement in the Revenue position over that budgetted for was Rs. 20.94. The factors contributing to this improvement were increased realisations over the budgetted amount by

Rs. 15.96 due to prompt recovery of Taxes from the public, arrears from the public, arrears from the two Railways and Government, for water supply by meter measurement, Educational grant from Government on account of removal of cut, etc., and less expenditure than that budgetted for by Rs. 4.98. This betterment is however confined to the working of this particular year only in view of the facts that additional receipts were mainly of the past arrears and that the usual receipts of nearly Rs. 4.00 of the Grant-in-Aid of Tobacco Duty and of Rs. 1.44 for liquor licenses received from Government under Municipal Account have now ceased. It may be noticed that in spite of the increased building activities in the City the rateable value of the City has fallen from Rs. 1,362,70 in 1937-38 to Rs. 1,348,70 in 1938-39. So the betterment cannot be considered to be of a permanent nature. The expenditure side on the other hand shows a tendency to increase year after year, as will be seen from the statement of last 5 years' income and expenditure given hereafter in this report:

2. Summary of Revenue transactions for the year

Particulars.	Actuals, 1937-38.	Budget, 1938-39.	Revised, 1938-39.	Actuals, 1938-39.
	Rs.	Rs.	Rs.	Rs.
Revenue Receipts	330.16	331.91	343.46	347.67
Expenditure	327.48	339.82	341.75	334.84
Surplus +	+ 2.68	+ 1.71	+ 12.83
Deficit —	— 8.11

Lapsed Grants.—The amounts of lapsed grants estimated to be renewed during the year 1939-40 aggregate Rs. 5.33 against Rs. 4.10 in 1938-39 showing an increase of Rs. 1.23. The details are given in Appendix 4 of the Chief Accountant's Report.

3. Summary of receipts according to service heads as compared with Budget and Actuals of previous year.

Head.	Budget, 1938-39.	Actuals, 1938-39.	Increase or de- crease over Budget, 1938-39.	Actuals, 1937-38.	Increase or decrease in actuals for 1938-39 as compared with those for 1937-38.
	Rs.	Rs.	Rs.	Rs.	Rs.
1. General Tax, indirect Taxation and Mis. Revenue	152.21	160.12	+7.91	150.18	+ 9.94
2. Water Works	73.52	78.11	+4.59	75.50	+ 2.61
3. Education Primary	7.85	9.16	+1.31	8.07	+ 1.09
4. Education Secondary	1.00	1.01	+ .01	1.00	+ .01
5. Public Health Department	.82	.86	+ .04	.90	— .04
6. Medical Relief and Education	1.28	1.44	+ .16	1.27	+ .17
7. Street Cleansing, etc.	35.83	37.47	+1.64	34.74	+ 2.73
8. Roads, Drains and Sewers	15.87	17.22	+1.35	18.32	— 1.10
9. Mechanical	.30	.36	+ .06	.44	— .08
10. Buildings, Land acquisition, etc.	14.86	15.68	+ .82	15.55	+ .13
11. Fire Brigade	5.93	6.30	+ .37	5.85	+ .45
12. Licensing	3.89	4.58	+ .69	4.07	+ .51
13. Gardens and Open spaces	.51	.5151
14. Markets and Slaughter Houses	11.88	13.06	+1.18	12.46	+ .60
15. Contribution from Capital Funds	2.89	1.64	—1.25	.82	+ .82
16. Extraordinary Receipts	4.13	1.15	2.98	1.48	— .33
Total Rs.	331.71	347.67	+15.96	330.16	+ 17.51

The main items contributing to the net increase of Rs. 15.96 over the Budget are given in para. 9 of the Chief Accountant's Report.

4. Statement of Demand, Collections and Arrears of Municipal dues as furnished by different departments.

Department	Net Demand including arrears.	Recoveries including adjustment.	Arrears at the close of the Year.	Percentage of arrears to Demand.
1. Assessment and Collection Department—				
(a) Property Taxes	299.12	258.05	41.07	13.73
(b) Wheel Tax	11.82	9.66	2.16	18.3
2. Town Duty and Election				
3. Stores Department				
4. Legal Assistant				
5. Water Works Department				
6. Museum				
7. Health Department (including dispensaries and all Wards)				
8. K. E. M. Hospital and G. S. M. College	Information not received in time from the Departments concerned. See note below.			
9. Conservancy Department				
10. City Engineer's Department—				
(a) Works Branch				
(b) Mechanical				
(c) Building Branch				
11. Fire Brigades				
12. Licence Department				
13. Gardens Department				
14. Markets Department (Stallage)	3.15	3.09	.06	2

Note.—It will be seen that demand, collections and outstandings of the year are ascertained only by the Assessment Department in respect of Property Taxes and Wheel Tax and by Markets Department, in respect of rents from stalls. No other department has worked out these figures for other miscellaneous revenue as the registers maintained by the Departments were not designed to give those results. The revised system of accounting recommended by the Municipal Chief Auditor has been introduced from 1-4-1939, and it is hoped that the Departments will work out all figures of total dues, collections and arrears to ensure that all dues have been accounted for. The Municipal Commissioner has directed the Departments to ascertain and supply to him at least the figures of arrears as on 31st March 1939, but they have not been received in Municipal Chief Auditor's Office upto the time of putting this report in type.

5. Summary of expenditure according to the service heads as compared with the Budget and actuals of previous year.

Heads.	Final Budget, 1938-39.	Actuals, 1938-39.	Increase or decrease over final Budget grants, 1938-39.	Actuals, 1937-38.	Increase or decrease in actuals for 1938-39 as compared with those for 1937-38.
	Rs.	Rs.	Rs.	Rs.	Rs.
I. General Supervision	13.99	11.56	- 2.43	11.11	+ .45
II. Water Works	66.35	65.01	- 1.34	63.77	+ 1.24
III. Education—Primary	37.78	37.39	- .39	35.92	+ 1.47
IV. Education—Secondary	.67	.66	- .01	.54	+ .12
V. Public Health Department	9.97	9.63	- .34	9.70	- .07
VI. Medical Relief and Education	24.80	23.67	- 1.13	22.94	+ .73
VII. Street Cleansing and Conservancy	30.07	28.65	- 1.42	28.42	+ .23
VIII. Roads, Drains and Sewers	66.64	63.49	- 3.15	61.89	+ 1.60
IX. Mechanical	13.34	12.40	- .94	11.94	+ 1.46
X. Buildings	24.02	23.55	- .47	23.15	+ .40
XI. Fire Brigades	4.82	4.58	- .24	4.61	- .03
XII. Licensing	1.36	1.34	- .02	1.25	+ .09
XIII. Gardens and Open Spaces	3.94	3.73	- .21	3.53	+ .20
XIV. Markets	5.81	5.12	- .69	4.96	+ .16
XV. Contribution towards Improvement Schemes	34.29	34.29		34.40	- .11
XVI. Provident Fund, etc.	10.39	9.77	- .62	9.35	+ .42
Total Rs.	348.24	334.84	- 13.40	327.48	+ 7.36

The figure of actuals for 1938-39 includes debt charges amounting to Rs. 121.88 out of which Rs. 15.87 were on account of Sinking Fund instalments, Rs. 31.13 on account of repayment of Government Loans and advances from Special Funds, Rs. 74.70 on account of payment of interest and Rs. .18 Bank charges.

The sanctioned Budget Grant (original) for 1938-39 was Rs. 330.82. The additional funds made available during the year were Rs. 4.11 on account of renewed grants and Rs. 4.31 on account of additional grants sanctioned in the course of the year for various purposes bringing the final sanctioned grants to Rs. 348.24. Against this the expenditure booked was Rs. 334.84 leaving a balance of Rs. 13.40 of which Rs. 5.33 is required to be renewed for expenditure during 1939-40, Rs. 8.07 being treated as savings on final sanctioned grants as detailed in Appendix No. 4 of the Chief Accountant's Report.

Transfers from one budget head to another without affecting the total Budget provision for the year amounted to Rs. 4.78.

Main factors contributing to decreases over the final sanctioned grants are mentioned in para. 16 of the Chief Accountant's Report.

6. Comparative statement showing the financial position of the last five years.

Year.	Receipts.	Expenditure.	Surplus.	Deficit.
	Rs.	Rs.	Rs.	
1934-35	319.33	316.10	3.23	
1935-36	323.76 (a)	312.98	10.78	
1936-37	320.58 (b)	319.29	1.29	
1937-38	330.16 (c)	327.48	2.68	
1938-39	347.67 (d)	334.84	12.83	

(a) Includes Rs. 11.90 and (b) Rs. 3.91 on account of interest on the Net Premia Fund and excess interest on Sinking Fund; (c) includes Rs. 1.48 and (d) Rs. 1.15 on account of interest on Net Premia Fund.

7. Liabilities and Assets of Revenue Account.

LIABILITIES.

1. Unpaid amounts of cash and cheque bills and bills for stores purchased.				
		Rs.	a.	p.
(a) Cash bills		28,247	14	11
(b) Cheque bills		5,46,379	6	8
(c) Stores (Reserve)		1,07,801	0	3
(d) Stores (Capital)		1,19,972	14	0
			8,02,401	3 10
2. Reserve for grants to be renewed for meeting outstanding charges for 1938-39 and previous years			5,32,700	0 0
3. Interest accrued but not paid			12,35,951	8 0
4. Reserve for contribution to Improvement Schemes account falling due in 1939-40			24,74,004	0 0
5. Stock Adjustment Account			232	14 9
6. Deposits from contractors and private parties			62,62,820	12 11
Surplus Revenue Fund			82,11,334	4 9
Total			1,75,10,444	12 3

ASSETS.

	Rs.	a.	p.	Rs.	a.	p.	Rs.	a.	p.
1) Cash.									
A. In current account with Imperial Bank of India	17,51,730	2	8						
B. On account of Municipal and Trust loans interest warrants payable accounts—									
1. Imperial Bank of India—									
(a) Municipal	29,616	14	3						
(b) Trust	6,804	0	4						
				36,420	14	7			
2. Hongkong and Shanghai Banking Corporation	898	15	4						
3. Chartered Bank of India, Australia and China (London)	880	0	0						
							17,89,930	0	7
C. In Office Treasury							1,360	7	7
D. Investments in fixed deposits and current accounts with different local Banks							80,88,899	11	10
									98,80,190
									04
2) Securities.									
A. With Imperial Bank of India—									
(a) Municipal account	24,22,241	7	6						
(b) Contractors' account	10,35,800	0	0						
							34,58,041	7	6
B. In Office—									
(a) Contractors' account				3,00,900	0	0			
									37,58,941
(b) Municipal Debenture held in the invested balances of different funds not sent to Bank upto 31-3-1939							5,00,000	0	0
(c) Due for Stores sold							10,238	9	0
(d) Stock of Stores							7,15,400	6	3
(e) Advances :—									
(1) for Plant and Machinery				22,31,364	5	5			
(2) Other advances recoverable				4,23,309	12	1			
									26,54,674
									1,75,19,444
									12
									3

Note.—Balances of Special Funds shown in Appendix 5 of the Chief Accountant's Report re, excluded from the above statement and shown separately.

8. Special Funds.—Under Section 121 of the Municipal Act any portion of the Municipal fund may with the previous approval of the Corporation be credited to a separate head in the Municipal Accounts, provided that to each of such special heads shall be credited and debited such sums only as shall expressly relate to the object for which such special fund is created. Also under the provision to Section 111 fines imposed on Municipal officers and servants under Section 83 are credited to a separate fund called "The Fines Fund."

The position of the Special Funds as at 31st March 1939 was as under :—

Position of Balances of Special Funds on 31st March 1939.

Name of Fund.	Balance on 1-4-1938.		Credits during the year.	Debits during the year.	Balance of amount advanced for Capital and other Works.		Balance in cash and securities.		Balance on 31-3-39 (as per columns 5 and 6).	
	Rs.	a. p.			Rs.	a. p.	Rs.	a. p.	Rs.	a. p.
1. Municipal Fire and Accident Insurance Fund.	9,11,776	14 8	43,157 6	8,019 9 0	4,51,713 7 0	5,00,201 4 8	9,51,914 11 8			
2. Worn-out Water Main Renewal Fund.	85,277	13 8	4,170 4	42,633 1 43	45,815 0 8	45,815 0 8	45,815 0 8			
3. Net Premia Fund.	50,91,616	7 11	87,312 15 0	12,83,056 2 0	3,58,000 0 0 (a)	33,65,253 6 11	50,04,303 8 11			
4. Provident Fund	1,35,61,985	5 2	28,58,400 6	10,18,790 1 6	1,52,03,595 10 0	1,52,03,595 10 0	1,52,03,595 10 0			
5. Fines Fund	4,71,760	15 8	40,822 14	37,794 3 3	2,71,028 2 0 5,000 0 0 (b)	1,98,761 8 3	4,74,789 10			
6. Plant and Machinery Depreciation Fund	18,66,823	6 9	94,739 10	1,22,920 15 0	11,71,863 9 0 1,27,665 12 0 (c) 98,844 0 0 (d)	4,40,468 2 9	18,38,641 7			
7. Renewal of Road Surfaces Fund	21,87,258	5 2	2,71,490 8 11	9,78,025 3 0	9,77,998 3 0	14,80,750 9 1	24,58,748 12			
8. Garden Fund	54,516	10 0	10,358 15	7,825 0 0	57,247 9 6	57,247 9 6	57,247 9 6			
9. Public Monuments Maintenance Fund	1,10,683	15 0	1,415 10	1,10,683 15 0	1,10,683 15 0	1,10,683 15 0	1,10,683 15 0			
10. Endowments Fund	1,19,550	2 0	1,415 10	1,19,550 2 0	1,21,025 12 0	1,21,025 12 0	1,21,025 12 0			
11. Hospital Fund	3,83,232	6 5	28,918 14 6	3,12,149 4 11	3,12,149 4 11	3,12,149 4 11	3,12,149 4 11			
12. Land Sales Reserve Fund	22,40,996	15 0	67,530 13	22,25,000 0 0	83,527 12 0	23,08,527 12 0	23,08,527 12 0			
13. Slum Service Fund	2,89,284	4 4	4,618 15 2	2,45,487 1 0	2,45,487 1 0	2,45,487 1 0	2,45,487 1 0			
14. K. E. M. Hospital and G. S. M. College Equipment Fund	19,132	0 0	11,178 0 0	30,310 0 0	30,310 0 0	30,310 0 0	30,310 0 0			
15. G. S. M. College and K. E. M. Hospital Research Fund	7,184	2 4	7,804 12 10	1,595 6 9	13,393 9 2	13,393 9 2	13,393 9 2			
Total	2,73,01,079	12 1	32,44,658	13,62,104	69,67,963	2,32,08,670	2,91,76,633			

Note.—The above statement includes item Nos. 4, 10, and 11 which are in the nature of Trust Funds, the balances of which cannot be utilised by the Corporation for any other purposes.
 (a) Amount advanced to meet Bombay Port Trust's claim for refund of excess amount of General Tax. (b) Amount advanced to Bombay Municipal Mechanical Engineer's Employees Co-operative Credit Society. (c) Amount advanced for purchase of new plant and machinery (not for replacement). (d) Amount advanced for meeting expenditure on levelling, metalling private streets.

617

9. Capital Account.

Capital expenditure not charged to Revenue.

Service Head.	Budget, 1938-39.	Revised Estimates, 1938-39.	Actuals, 1938-39.	Difference between 3 and 4 (More) (Less)
1.	2.	3.	4.	5.
	Rs.	Rs.	Rs.	Rs.
<i>Executed out of Loan Fund</i>				
General Supervision	52	32	03	29
Water Works	9.48	10.04	5.59	1.45
Education-Primary (Buildings)	3.28	88	17	51
Public Health	41	76		76
Medical Relief and Education	5.20	2.34	92	42
Street Cleansing and Conservancy	1.54	1.43	Cr. 19	1.62
Roads, Drains and Sewers	36.95	38.74	27.28	11.46
Mechanical	1.91	1.46	40	1.06
Buildings, Land Acquisition	3.95	7.76	03	2.73
Fire Brigade	58	83	79	04
Gardens	07	07		07
Markets	2.52	1.54	73	77
Slum Service	2.60	1.50	38	1.12
Discount and other charges on Loans	65	62	45	173
Plant and Machinery	2.53	3.90	98	1.92
Total Rs.	71.59	71.99	47.60	24.39
<i>Executed out of Trust Fund</i>	1.50	3.21	49	2.72
<i>Worn-out Water Mains Renewal Fund</i>	53	63	44	19
Total Rs.	73.62	75.83	48.53	27.30

Remarks:—(1) The budget of Rs. 73.62 includes Rs. .65 on account of discount and other charges on the new loan and Rs. 2.53 on account of purchase of new plant and machinery.

(2) The revised estimates of Rs. 75.83 include Rs. .62 on account of discount and other charges on the new loan and Rs. 3.90 on account of purchase of new plant and machinery.

(3) The actuals Rs. 48.53 include Rs. .45 on account of discount and other charges on loans and Rs. 1.98 on account of plant and machinery. The actuals fell short of the Budget (73.62) by Rs. 25.09 and of the Revised Estimates (Rs. 75.83) by Rs. 27.30.

10. Progressive Capital Outlay not charged to Revenue upto the end of 1938-39.

Service Head.	Expenditure upto 1937-38	Expenditure during 1938-39.	Total.
	Rs.	Rs.	Rs.
<i>Executed out of Loan Funds</i>			
I—General Supervision	20.39	03	20.42
II—Water Works	954.50	8.59	963.09
III—Education Primary	21.89	17	22.06
V—Public Health	14.03		14.03
VI—Medical Relief	70.34	1.92	72.26
VII—Street Cleansing and Conservancy	85.75	Cr. 19	85.56
VIII—Roads, Drains and Sewers	664.18	27.28	691.46
IX—Mechanical	30.11	40	30.51
X—Buildings, Land Acquisition and Management	417.85	5.03	422.88
XI—Fire Brigade	11.01	79	11.80
XIII—Gardens	36.72		36.72
XIV—Markets and Slaughter Houses	77.62	77	78.39
XV—Slum Service		38	38
Discount and other charges on loans	2.90	45	3.35
Plant and Machinery	2.74	1.98	4.72
Total	2,410.03	*47.60	2,457.63
<i>Executed out of Trust Fund</i>	36.42	49	35.91
<i>Executed out of Worn-out Water Mains Renewal Fund</i>	8.70	44	9.14
<i>Executed out of Buildings Fund</i>	48.05		43.03
Total	Rs. 2,497.18	48.53	2,545.71

Note.—* The actual expenditure booked on Loan Works was Rs. 48.78 and after allowing for Rs. 1.18 on account of the assets written off during the year, the net expenditure came to Rs. 47.60.

The position of the account books as at 31st March 1939 was as under:

The Capital Fund Balance Sheet exhibits on the liabilities side loans outstanding, balances of Sinking and Trusts Funds and other resources from which certain Capital Works have been carried out in the past. This is represented on the Assets side by expenditure incurred to date and balance of securities and cash (*vide* Appendix No. 7 of the Chief Accountant's Report).

The expenditure of Rs. 2,457.63 out of the Loan Funds shown therein includes Rs. 70.11 on account of interest paid on Capital (Development Loan) and Rs. 20.01 paid as subventions to house owners. The following are the sources from which this expenditure has been financed:

	Rs.	Rs.
(1) Loans from Public, Government and Special Funds—		
(a) Debt outstanding as per Chief Accountant's Report	1,568.65	
(b) Loans repaid for which credit is given to Loan Redemption Fund	733.51	
		<u>2,302.16</u>
(2) Premia on Loans		3.21
(3) Contributions from Special Funds		8.03
(4) Bai Jerbai Wadia Children's Home		7.00
(5) Revenue for Loan Works Establishment18
(6) G. I. P. Rly. for		3.74
(7) B. P. T. for		1.56
(8) Government for School Buildings		5.00
(9) Development Fund		134.32
Total		<u>2,465.20</u>
Less—Assets written off		<u>8.37*</u>
Expenditure upto 31st March 1939	2,457.63	
Balance (Rs. 2,20,243-0-0)	2.20	
		<u>2,459.83</u>

* The amount of Rs. 5.37 includes Rs. .19 and Rs. .99 written off during the year on account of Plant and Machinery and subventions to house owners respectively.

II. The position of loan funds as estimated in the Revised Budget for 1938-39 and as revealed by the actuals was as under—

	As per Revised Estimate, 1938-39.	As per Actuals, 1938-39.
	Rs.	Rs.
Opening Balance on 1st April 1938	31	31
30 Lakhs loan of 1937-38 (raised in 1938-39)	30.00	30.00
30 Lakhs loan of 1938-39	30.00	15.00
Temporary advance from Land Sales Reserve Fund	3.50	3.50
Advance from special Funds for purchase of plant and machinery	3.90	2.17
Contribution from Government out of the Provincial share of Petrol Tax Fund for widening the Love Grove Bridge	1.37	
Total	69.08	50.98
Less—Expenditure	71.99	48.78
Deficit	2.91	Surplus 2.20

The balance in the Trust Fund, namely, Rs. 2.58 was made up of the following:

- (1) Balance out of Donation received for Maternity Home at Chhas Moholla .53
 - (2) Donation from Sir Currimbhoy Ibrahim for construction of a Primary School Building .55
 - (3) Donation from Mr. Maneklal Premchand for Tuberculosis Hospital at Sewree 1.50
- Total 2.58

12. Debt Position.

	Outstanding debt on 1st April 1938.	Loans raised during the year.	Loans repaid during the year.	Balance on 31st March 1939.
	Rs.	Rs.	Rs.	Rs.
1. Government Loans	711.20	30.17	30.17	681.12 (a)
2. Public Loans	791.85	45.00	13.12	823.73
3. Internal advances from special Funds.	59.10	5.67	.97	63.80
Total	1,562.24	50.87	44.26	1,568.85

(a) Includes Rs. 12.03 due on account of Vehar Water Works transferred by Government to Municipality.

Fresh borrowing during the year was Rs. 50.67. Of this Rs. 45.00 were raised by issue of debentures reserved for the investments of the Sinking and Special Funds and Rs. 5.67 were taken as advance from the Municipal Special Funds. Amount repaid during the year was Rs. 44.26. Of this Rs. 30.17 and Rs. .97 were repaid from the current revenues as annual equated instalments in respect of advances taken from Government and from the Municipal Special Funds respectively and Rs. 13.12 were repaid to the public out of the accumulations in the Sinking Fund and the Net Premia Fund. The net increase in the total debt during the year was thus Rs. 6.41.

13. The following are the figures of outstanding debt, accumulations of Sinking Fund thereagainst and the debt charges paid out of revenue for the last five years.

Year.	Debt Outstanding.	Sinking Fund Accumulations.	Net Debt.	Debt Charges.
	Rs.	Rs.	Rs.	Rs.
1934-35	1,665.36	303.31	1,362.05	125.94
1935-36	1,590.09	265.62	1,324.47	121.43
1936-37	1,565.25	274.05	1,291.20	119.45
1937-38	1,562.24	301.53	1,260.71	120.47
1938-39	1,568.65	318.39	1,250.26	121.88

14. Position of Sinking Fund.

Balance on 1st April 1938.	Instalments paid during the year.	Interest earned on securities.	Less— Amount utilised for repayment of loans.	Balance at Book Value of securities on 31st March 1939.
Rs.	Rs.	Rs.	Rs.	Rs.
301.53	15.87	13.24	12.25	318.39

At the Book Value of securities, the Fund stood at Rs. 318.39. Valuing the Government and other public securities at market rate and the Municipal and C. I. Trust Debentures at par, the accumulations in the Fund work out to Rs. 342.49. Adding to this the accrued proportions of interest (not due) on the securities held in the fund as on 31st March 1939 amounting to Rs. 3.78 the total amount comes to Rs. 346.27. Against this the amount of the theoretical valuation of the fund was Rs. 339.60. Against the repayment of the public loans of Rs. 13.12 during the year, Rs. 12.25 were drawn from the Sinking Fund and the balance of Rs. .87 was met from the Net Premia Fund on account of the difference between the market and book value of the securities withdrawn from the Sinking Fund.

The balances were verified and proved on the books.

II.—IMPROVEMENT SCHEMES ACCOUNT.

General Account.

1. *Explanatory*—The Budget Estimates for the year anticipated a nominal surplus of Rs. .24 which improved to Rs. 2.27 on the closing of the accounts. The factors contributing to this improvement of Rs. 2.03 over the budgetted amount were less expenditure booked by Rs. 2.80 counterbalanced by a fall in receipts by Rs. .77. Receipts from properties on the revenue side were normal; however the fall is due mainly to the reduced amount of Rs. 1.33 on account of Tobacco duty. On the expenditure side although the amount actually booked was Rs. 99.04, the figure of expenditure already incurred during the year but not paid for and required to be renewed is Rs. 4.90 as against Rs. 9.03 renewed during 1938-39 for previous year. It will thus be seen that the surplus is only nominal.

2. Summary of Revenue transaction for the year.

	Actuals for 1937-38.	Budget, 1938-39.	Revised, 1938-39.	Actuals, 1938-39.
Revenue Receipts	102.57	102.08	99.42	101.31
Expenditure	96.88	101.84	102.85	99.04
Surplus +	+5.69	+.24	-3.43	+2.27
Deficit -				

3. The following is a summary of revenue realisations according to service heads as compared with Budget and actuals of the previous year.

Head	Budget, 1938-39.	Actuals, 1938-39.	Increase or decrease over Budget (+ -) 1938-39.	Actuals, 1937-38.	Increase or decrease in actuals for 1938-39 as compared with those for 1937-38 (+ -)
1. Rent and other proceeds of properties	52.35	51.99	-.36	50.52	+1.47
2. Contribution from the Corporation under Sec. 125 (2) of the Municipal Act	34.21	34.29	+.08	34.40	-.11
3. Receipts on account of tobacco duty	11.74	10.41	-1.33	12.43	-2.02
4. Interest and profits on investments	3.30	4.23	+.93	4.61	-.38
5. Miscellaneous Receipts	.48	.39	-.09	.61	-.22
	102.08	101.31	-.77	102.57	-1.26

4. The following is a summary of expenditure according to service heads as compared with the Budget and actuals of previous year:—

Head	Final Sanctioned Grants, 1938-39.	Actuals, 1938-39.	Increase or decrease over final sanctioned grants, 1938-39.	Actuals, 1937-38.	Increase or decrease in actuals for 1938-39 as compared with those for 1937-38 (+ -)
A. Maintenance of properties and streets	Rs. 23.25	Rs. 18.16	Rs. -5.09	Rs. 13.81	Rs. +4.35
B. Cost of Management and Establishment	7.84	7.00	-.84	6.25	+.75
C. Proportionate charges on account of Municipal Supervision	1.38	.92	-.46	.91	+.01
Total—B and C	9.22	7.92	-1.30	7.16	+.76
Deduct—Charged to Capital Account and General Account	9.22	7.92	-1.80	7.16	+.76
D. Debt Charges	82.33	80.88	-1.45	83.07	-2.19
Total	105.58	99.04	-6.54	96.88	+2.16

The final sanctioned grants were Rs. 105.58 comprising of:—

	Rs.
Original Budget Grant	101.84
Renewed Grants	2.97
Additional Grants	76.00
Transfers	31.00
Additions	31.00
Deductions	.30
	.01
Total	Rs. 105.58

Against this the expenditure incurred was Rs. 99.04 leaving a balance of Rs. 6.54. Out of this a sum of Rs. 4.90 is required to be renewed for expenditure during 1939-40.

5. Comparative statement showing the financial position of the last five years is given hereunder:—

Year	Receipts	Expenditure	Surplus	Deficit
1934-35	98.51	112.36		13.85
1935-36	96.44	115.64		19.20
1936-37	100.31	99.15	1.16	
1937-38	102.67	96.88	5.69	
1938-39	101.31	99.04	2.27	

6. Figures of Demand Collections and outstandings of Municipal dues (Improvement Schemes) as furnished by the Estate Agent and Land Manager's Department:—

	Demand including arrears.	Recoveries including adjustments.	Write off.	Arrears at the close of the year.	Percentage of arrears to demand.
1. Permanent	39.62	32.65		6.97	17.6%
2. Temporary	27.00	18.94	1.23	6.83	25.3%

These figures are not reconciled by the Estate Agent's Department with the books of the Chief Accountant's Office.

Capital Account (Improvements).

Capital Expenditure not charged to Revenue.

Service Head.	Budget, 1938-39.	Revised Estimate, 1938-39.	Actuals, 1938-39.	Difference between 3 and 4. More (+) or less (-).
	Rs.	Rs.	Rs.	Rs.
1. Improvement Schemes	19.24	16.09	7.56	-8.53
2. Miscellaneous		Cr. .11	Cr. .18	-.07
3. Preliminary expenses on improvement of slum areas	.21	.22	.22	
4. Discount and other charges on Loans	.28			
5. Cost of management, etc.	2.06	2.19	1.09	-1.10
6. Revenue deficit		3.43		-3.43
Total	21.79	21.82	8.69	13.13

Remarks.—The actuals fell short of the revised estimates by 60 per cent.

10. *Progressive Capital outlay not charged to Revenue up to the end of 1938-39:*

Service Head.	Expenditure upto 1937-38.	Expenditure during 1938-39.	Total.
	Rs.	Rs.	Rs.
Improvement and Street Schemes	1,728.14	8.65	1,736.79
Police Accommodations Schemes	91.85	91.85
Mill Company's Chawl Schemes	9.46	9.46
Miscellaneous	8.28	.04	8.32
Discount on Loans and Expenses	14.66	14.66
Total	1,852.39	8.69	1,861.08*

* Exclusive of book value of Rs. 47.61 of properties comprised in Schedule 'W' and 'X.'

The expenditure of Rs. 1,861.08 and the net revenue deficits amounting to Rs. 183.51 total Rs. 2,044.59 has been financed from the following sources:—

1. Loans from Public and Government—

	Rs.	Rs.
(a) Debt outstanding as on 31st March 1939	1,646.74	
(b) Loans repaid for which credit is given to Loan Redemption Fund	22.49	
		1,669.23
2. Extraordinary receipts being transferred from S.F. accumulations		25.08
3. Special Grants from Government of India		54.00
4. Premia on Loan (1936-37)30
5. Sale proceeds of Land and Buildings		346.38
		2,094.99
Less—		
Expenditure on Schemes and revenue deficits	2,044.59	
Balance in Cash and Securities	50.40	
		2,094.99

9. The state of Capital Account was as under:—

	Rs.	Rs.
Balance on 1st April 1938		64.58
Receipts from sale of land	11.37	
Transfer of surplus from General Account	2.27	
		13.64
		78.22
Less—		
Expenditure on Improvement Schemes Account	9.69	
Repayment of loan	19.13	
		27.82
Balance on 31st March 1939		50.40

10.

Debt Position.

	Outstanding debt on 1st April 1938.	Loans raised during the year.	Loans repaid during the year.	Balance on 1st April 1939.
	Rs.	Rs.	Rs.	Rs.
1. Government Loans	881.92	4.29	877.63*
2. Public Loans	789.14	20.03	769.11
Total	1,671.06	24.32	1,646.74

* Out of Rs. 877.63 outstanding on Government Loans, Debentures of the face value of Rs. 170.00 held by the Corporation.

There was no fresh borrowing during the year. The amount repaid was Rs. 24.32. Of this Rs. 4.29 were repaid from the Current Revenues in respect of advances taken from Government and Rs. 20.03 were repaid to the public partly out of S.F. accumulation (Rs. .90) and the balance (Rs. 19.13) out of the funds held in the Capital Account.

11. The following are the figures of outstanding debt, accumulations of Sinking Fund and the debt charges paid out of Revenue for the last 5 years :—

Year.	Debt Outstanding.	Sinking Fund Accumulations.	Net Debt.	Debt Charges.
	Rs.	Rs.	Rs.	Rs.
1934-35	1,721.51	207.27	1,514.24	98.56
1935-36	1,732.27	220.81	1,511.46	102.34
1936-37	1,707.54	110.02	1,497.52	85.21
1937-38	1,671.07	224.97	1,446.10	83.08
1938-39	1,646.74	240.36	1,406.38	80.88

12. *Position of Sinking Fund.*

Balance on 1st April 1938.	Instalments paid during the year.	Interest earned on Securities.	Less: Amount utilized for repayment of Loans.	Balance at book value of Securities on 31st March 1939.
Rs.	Rs.	Rs.	Rs.	Rs.
224.97	6.05	10.24	190.68	240.36

At the book value of securities, the Fund stood at Rs. 240.36. Valuing the Government and the other public securities at market rate and the Municipal and the City Improvement Trust Debentures at par, the accumulations in the Fund work out to Rs. 243.32. Adding to this accrued proportions of interest (not due) on the securities held in the Fund as on 31st March 1939 amounting to Rs. 1.17 the total amount comes to Rs. 244.49. Against this the theoretical valuation of the Fund was Rs. 212.81.

13. *Statement showing balances in Cash and Securities of different invested and Surplus Funds of Municipal and Improvement Schemes Accounts.*

Name of Account.	Cash.	SECURITIES.		Total.
		Face Value.	Book Value.	
	Rs. a. p.	Rs.	Rs. a. p.	Rs. a. p.
I. Municipal Accounts (Proper).				
1. Revenue Account (including balances of deposits and Suspense Heads)	98,80,190 4 0	37,75,500	37,58,941 7 6	1,36,39,131 11 6
2. Special Funds Accounts	39,77,337 12 0	2,00,56,500	1,82,31,332 13 9	2,22,08,670 9 9
3. Capital Account—				
	Rs. a. p.			
1. Loan Fund . 2,20,243-0-0	4,39,274 9 9	40,000	38,702 8 0	4,77,977 1 3
2. Trust Fund . 2,57,734-1-3				
	Rs. 4,77,977-1-3			
3. Sinking Fund (Municipal)	121 1 10	3,32,51,500 £25,000	3,18,38,568 4 2	3,18,38,689 6 0
II. Improvement Schemes Account.				
1. Capital Account	483 2 8	50,64,000	50,40,169 4 0	50,40,652 6 8
2. Sinking Fund Account	220 11 3	2,30,06,500 £90,800	2,40,35,778 0 0	2,40,35,998 11 3
	Rs.			
	1,42,97,627 9 0	8,51,94,000 £115,800	8,29,43,492 5 5	9,72,41,119 14 5

14. Reconciliation of Cash Balances in the Office Treasury and in the Current Account with the Imperial Bank of India on 31st March 1939.

	Rs.	a.	p.
(a) Cash in Office Treasury	1,360	7	7
(b) Securities in Office Treasury	8,00,900	0	0
Total (a) and (b)	8,02,260	7	7
(c) Balance as per Pass Book	17,27,384	3	6
Add—			
Cheques paid into the Bank on 31st March 1939 to be realised on 1st April 1939	1,59,427	14	8
Total (c)	18,86,812	2	2
Deduct—			
Amount of cheques delivered but not presented for payment	1,35,081	15	6
Total	17,51,730	2	8
Grand total (a), (b) and (c)	25,53,990	10	3

15. The amounts of Cash and Securities belonging to different Municipal and Improvements Accounts were held as under:—

I. Cash.
(A) In the Current Accounts, Interest Accounts and Fixed Deposits with the following Banks:—

Name of the Bank.	Current Accounts and Interest Accounts.		Fixed Deposits.	Total.	
	Rs.	p.		Rs.	p.
1. The Imperial Bank of India—					
(a) General Fund Account (see Bank Pass Book Reconciliation)	17,51,730	2 8		17,51,730	2 8
(b) Interest Warrants Payable Accounts—					
(i) Municipal Loans	29,616	14 3		29,616	14 3
(ii) Improvement Schemes Loans	6,804	0 4		6,804	0 4
(c) Current Deposit Account in respect of Sinking, Special, Surplus and Loans Funds	3,839	10 2		3,839	10 2
2. The Hongkong and Shanghai Banking Corporation (Interest on B. I. Trust Loan Payable Account)	898	15 4		898	15 4
3. The Chartered Bank of India, Australia and China. (Interest on B. I. Trust Loans Payable Account)	880	0 0		880	0 0
4. The Chartered Bank of India, Australia and China	2,90,215	7 3	23,00,000	25,90,215	7 3
5. The Hongkong and Shanghai Banking Corporation	89,350	14 11		89,350	14 11
6. The National Bank of India, Ltd.	89,205	4 3		89,205	4 3
7. Lloyd's Bank Ltd.	89,753	13 4		89,753	13 4
8. The Central Bank of India Ltd.	7,78,535	0 1	16,50,000	24,28,535	0 1
9. The Mercantile Bank of India Ltd.	4,84,578	9 0		4,84,578	9 0
10. Comptoir National D'Ecompte D'Paris	89,228	11 5	8,00,000	8,89,228	11 5
11. The Yokohama Specie Bank Ltd.	4,731	11 4		4,731	11 4
12. The National City Bank of New York	88,923	14 1	15,00,000	15,88,923	14 1
13. Allahabad Bank Ltd.	2,16,062	15 4		2,16,062	15 4
14. Eastern Bank Ltd.	4,62,891	12 11		4,62,891	12 11
15. The Bank of India Ltd.	95,486	8 7	12,50,000	13,45,486	8 7
16. The Bombay Provincial Co-operative Bank Ltd.	10,037	15 0	7,00,000	7,10,037	15 0
17. Indian Bank Ltd.	25,580	11 7		25,580	11 7
18. Union Bank of India Ltd.	2,52,484	4 0	3,00,000	5,52,484	4 0
19. Bank of Baroda Ltd.	2,75,070	9 0		2,75,070	9 0
20. Messrs. Thos. Cook & Son (Bankers) Ltd.	10,030	4 0		10,030	4 0
21. The Punjab National Bank Ltd.	1,50,329	0 7	5,00,000	6,50,329	0 7
Total (A)	52,96,267	1 5	90,00,000	1,42,96,267	1 5
(B) In Office Treasury				1,360	7 7
Total Cash	52,96,267	1 5	90,00,000	1,42,97,627	9 0

2. Securities.		Face Value.
(a) In Office Treasury	Rs.	8,00,900
(b) (I) With the Imperial Bank of India.		
(i) Municipal Corporation of the City of Bombay Securities account		5,18,80,100
		£25,000
(ii) Municipal Corporation of the City of Bombay Securities Accounts 'A', 'B' and 'C'		3,01,88,500
(iii) Municipal Corporation of the City of Bombay		9,24,500
(II) With the Chartered Bank of India, Australia and China (Bombay)	£	20,800
(III) With the Chartered Bank of India, Australia and China (London)	£	70,000
Total as per certificates	Rs.	8,37,94,000
	£	1,15,800
(a) Debentures with the Government of Bombay for the amount of Rs. 14 lakhs repaid to them on 31st March 1939 in respect of the loan of Rs. 476 lakhs of the C. I. Trust	Rs.	14,00,000
	Rs.	8,51,94,000
	£	1,15,800

(1) Verification of Cash.

(a) Balances in current accounts with the Imperial Bank of India, and different other banks were verified with the Bank Pass Books and Banks' certificates and found in order.

(b) Balances of Fixed Deposits with the different local banks were verified with the Banks' fixed deposits receipts in the safe custody of the Chief Accountant and found in order.

(c) Cash in office treasury was counted and found correct.

(2) Verification of Securities.

(a) Securities in Office Treasury were verified and found in order.

(b) Bank's certificates for securities in the safe custody of the Imperial Bank of India and the Chartered Bank of India, Australia and China were verified with the balances of securities in various accounts and found in order.

(3) Fidelity Bonds.

The Fidelity Bonds and securities taken from the Municipal Officers and servants were test examined with the registers of securities maintained in the Chief Accountant's Office and found in order (C.R. No. 2930 of 15th June 1891).

(4) Outstanding Bills of Rates and Taxes and Riot Tax.

(Town Council Resolution No. 1455 dated 6th October 1879.)

A reference is invited to separate letter No. MCA/606/I dated 23rd September 1939 addressed to the Municipal Secretary and the appendices thereto in respect of the scrutiny of outstanding bills of Rates and Taxes and Riot Tax on 31st March 1939.

(5) Account of Water-marked Paper.

The Account of Water-marked paper held in the safe custody of the Chief Accountant which was examined by the previous Auditors was verified. One paper was found more and it was brought to the notice of the Chief Accountant.

(6) Petty Cash Accounts.

Accounts of the Petty Cash in charge of the different departments were subjected to surprise test checks at nearly 27 places and irregularities were brought to the notice of the Municipal Commissioner, who has issued necessary circular to the Departments.

MUNICIPAL OFFICE,
BOMBAY, 23rd September 1939.

R. C. MEHTA,
Municipal Chief Auditor.

APPENDIX A.

Statement of charges met from the Municipal Commissioner's Discretionary contingencies grant during 1938-39.

Sanctioning Authority.	No. and date of sanction.	Particulars of charges.	Amount.			Remarks.
			Rs.	s.	p.	
Municipal Commissioner	BR/1564 of 13th April 1938	Travelling expenses of D. Symington, Esq., I.C.S., on his transfer from Poona to Bombay for taking over charge as Ag. Municipal Commissioner	88	10	0	
Corporation Resolution	440 of 1st September 1938	Payment to the Honorary Secretary, Bombay Presidency Olympic Association for providing a trophy to be used as a challenge trophy in connection with the Annual Olympic Games in the City to be named after the Bombay Municipal Corporation as recommended by Law Committee vide Resolution No. 82 of 9th August, 1938	125	0	0	
Municipal Commissioner	BR/1612 of 13th July 1938	Travelling charges of D. Symington, Esq., I.C.S. for journey to Simla and back in connection with the valuation of the G. I. P. Railway properties in Bombay	412	11	0	
Municipal Commissioner	3103 of 21st August 1938	Travelling allowance incurred by the Municipal Secretary and the office staff for going to Poona with the Corporation's deputation to Government regarding reduction of Tobacco Duty grant on 18th July 1938	75	7	0	
Municipal Commissioner	Imp. 103 of 3rd September 1938	Travelling charges of H. B. Shivdasani, Esq., for going to Poona with the Corporation's deputation to Government regarding reduction of Tobacco Duty grant on 18th July 1938	50	10	0	
Municipal Commissioner	SR/3653 of 30th August 1938	Cost of printing examination papers and stationery for Retention Bar and Head Clerks' Examinations held on 15th and 26th July 1938	137	13	0	
Municipal Commissioner	SR/364 of 14th November 1938	Fees for attending the classes on Air Raid Precaution paid on behalf of the members of K. E. M. Hospital	16	0	0	
Municipal Commissioner	SR/364 of 23rd November 1938	Do. for the staff of H. O.'s Department	41	0	0	
Ag. Dy. Municipal Commissioner	Arch/30/SD. of 1st February 1939	Payment to A. E. 1st Grade Arch.'s Bhat for purchasing articles	3	11	9	
Corporation Resolution	986 of 16th February 1939	Travelling, etc., charges of N. V. Modak, Esq., City Engineer, for attending the 5th Annual Session of the Indian Roads Congress held at Calcutta from 12th to 18th February 1939	322	7	6	
Municipal Commissioner	B.R. No. 116 of 23rd February 1939	Travelling expenses of M. D. Bhat, Esq., I.C.S., on his transfer from Karachi to Bombay for taking over charge of the office of the Municipal Commissioner during the month of December 1938	744	2	0	
Municipal Commissioner	Dated 4th November 1938	Cost of supplying four lorries to Miss Soonawalla to bring Municipal Welfare Centre Children to the sports at Gowalia Tank	86	10	0	
Total Rs.			2,104	2	3	

423

APPENDIX B.

Statement of Stores Transactions for the year 1938-39.

(Appendix O and Clause XXIX of the Stores and Stores Audit-Manual.)

Central Stores Department.	FIGURES AS PER BOOKS OF THE CHIEF ACCOUNTANT.					FIGURES AS PER BALANCE SHEET OF THE STOREKEEPER.			
	Opening Balance	Receipts.	Total.	Issues.	Closing Balance.	Opening Balance.	Receipts.	Total issues.	Closing balance.
	2	3	4	5	6	7	8	9	10
	Rs. a. p.	Rs. a. p.	Rs. a. p.	Rs. a. p.	Rs. a. p.	Rs. a. p.	Rs. a. p.	Rs. a. p.	Rs. a. p.
General Stores	2,21,677 15 3	7,70,337 11 8	9,92,015 10 11	6,90,747 8 7	3,01,268 2 4	2,19,432 0 9	7,97,711 10 9	7,46,894 9 8	2,70,249 1 10
General Stores—Surplus and Obsolete	40,349 5 5		40,349 5 5	4,411 1 4	35,938 4 1	40,349 5 5	1,626 15 6	6,359 2 7	35,617 2 4
Line Suspense Account	85,643 0 5	85,643 0 5	2,354 10 2	83,288 6 3	85,643 0 5	2,354 10 2	83,288 6 3
Line Suspense Account Surplus and obsolete	27,923 14 4	27,923 14 4	27,923 14 4	27,923 14 4	27,923 14 4
Capital Stores	1,90,295 8 3	7,12,222 7 0	9,02,517 15 3	6,60,691 2 0	2,41,826 13 3	1,89,234 4 3	7,14,392 6 0	6,63,446 5 0	2,40,180 5 3
Total Rs.	5,65,889 11 8	14,82,560 2 8	20,48,449 14 4	13,58,204 8 1	6,90,245 8 3	5,62,582 9 2	15,13,731 0 3	14,19,054 11 5	6,57,258 14 0
							Balance as per column 6		6,90,245 8 3
							Difference (a)		32,986 10 3

(a) The difference is due to non-adjustment (in the books of the Chief Accountant) of the value of stores issued to or received back from the different departments which will be adjusted in the current year's account. This includes a sum of Rs. 545-7 retrenched by the Chief Accountant's office from the bills of the departments for want of grants.

Remarks.—Certificate of the Storekeeper for actual stock in hand was verified with the balances in the Chief Accountant's books.

SCHEDULE II.

Report on the Schools Committee's Accounts.

(Note.—The figures in this report are in lakhs of Rupees unless otherwise expressly stated.)

The year under report opened with a balance of Rs. .39. This amount was however not available for expenditure as agreeably with the Corporation Resolution No. 7666 of 28-11-28 the difference between the actual balance and the budgetted balance for the year (Rs. .38 less budgetted opening balance of Rs. .23) Rs. .16, was refunded to the Municipal General Fund during 1938-39. The grant sanctioned for the contribution to the Schools Committee aggregated to Rs. 34.91. Against this the expenditure booked in the account of the Municipal General Fund in the Chief Accountant's books was Rs. 34.66 while in the Schools Committee's books it was Rs. 34.81. The difference of Rs. .15 is mainly due to the fact that the amount of Rs. .5 on account of proportionate charges of the Municipal Chief Auditor's Establishment was not taken into account by the Schools Committee and the receipt on account of the contribution of about Rs. .20 in excess of the minimum balance of Rs. .20 was not set off against the amount of contribution. Also there were some small amounts adjusted by the Chief Accountant during 1938-39 which were taken into account by the Schools Committee either in the year 1937-38 or 1939-40. The discrepancies could have been avoided had the Secretary's office attempted to reconcile the figure with the books maintained in the Chief Accountant's office. It is suggested that the Secretary, Schools Committee should in future reconcile the Schools Fund Accounts with those maintained in the Chief Accountant's Office before finally closing the books and taking out the yearly accounts for the information of the Committee and the Corporation.

At the end of the year a sum of Rs. .40 was left in the Schools Fund as against Rs. .20 the minimum cash balance required under bye-law No. 10 of the Schools Committee's By-laws. The excess of Rs. .20 has been treated in the books of the Chief Accountant as additional advance to the Schools Committee by reducing the expenditure under the grant from Rs. 34.86 to Rs. 34.66 mentioned above. It may be pointed out here that the minimum cash balance of Rs. .20 is partly represented by cash and partly by securities. As the minimum balance should be represented by cash only the Schools Committee have decided to transfer to the Chief Accountant the securities in exchange of cash under their resolution No. 249 of 24-5-39 on receipt of the sanction of the Standing Committee. It is understood that the question is already under correspondence between the Chief Accountant and the Secretary, Schools Committee.

2. Summary of receipts and payments for the year :—

Particulars.	Actuals 1937-38.	Budget 1938-39.	Revised 1938-39.	Actuals 1938-39.
	Rs.	Rs.	Rs.	Rs.
Receipts (inclusive of opening balance) ..	34.46	35.50	35.40	35.34
Payments ..	34.07	35.30	35.20	34.94
Balance ..	.39	.20	.20	.40
Minimum Cash Balance ..	.23	.20	.20	.20
	.16			.20

Lapsed Grants.—The amounts of lapsed grants estimated to be renewed during the year 1939-40 aggregated Rs. .20 against Rs. .13 in 1938-39 showing an increase of Rs. .07. The amount of expenditure of Rs. 34.94 shown does not include other expenditure paid direct to the Corporation from the Municipal General Fund on account of Schools Committee's Office Debt Charges, New Works, etc., amounting to Rs. 2.73 bringing the total expenditure on Primary Education of the City to Rs. 37.67.

3. The following is a summary of receipts under different heads :—

	Rs.
Contribution from Municipal General Fund ..	34.81
Fees from Municipal Schools ..	.20
Interest on Trust, Endowment Funds and Deposits ..	.07
Miscellaneous Receipts ..	.03
Pension Subscriptions ..	
	<u>35.11</u>

4. During the year under review there were excesses under various grants which were sanctioned by re-appropriation from savings under the orders of the Schools Committee. The Government grant received during the year after taking into account the adjustments of previous years amounted to Rs. 9.16 (vide Educational Inspector, Bombay Division, No. Pri-31-17054, of the 18th March, 1939).

5. The following statement gives transactions of the School accounts for the last five years:—

Year.	Receipts.	Expenditure.	Closing Balance.
	Rs.	Rs.	Rs.
1934-35	31.45	31.41	24
1935-36	31.34	31.29	25
1936-37	33.16	33.08	27
1937-38	34.46	34.07	39
1938-39	35.34	34.94	40

6. The total assets and liabilities of the School Fund on 31st March 1939 as shown in their Balance Sheet were Rs. 31.71 and Rs. 31.31 respectively as under:—

Assets.

	Rs.	as p.
1. Surplus Cash investments with the Imperial Bank of India, 3½ per cent. Govt. Promissory Notes of the face value of Rs. 11,200	10,801	0 0
2. Securities belonging to Prize and other funds deposited with the Imperial Bank of India for safe custody	1,92,100	0 0
3. Deposits with the Chief Accountant, Bombay Municipality for Provident Fund, Investments	28,80,463	1 0
4. Advance recoverable:—		
(a) Advance to Officers	545	0 0
(b) Advances to teachers	2,516	13 0
		3,061 13 0
5. Cash Balances:—		
(a) With the Imperial Bank of India	83,923	11 11
(b) In Office Treasury	174	6 1
		84,098 2 0
Total Rs.	31,70,524	0 0

Liabilities.

1. Deposit Accounts	7,489	2 9
2. Unclaimed Wages	6,272	5 0
3. Deposit regarding Court attachment	40	0 0
4. Deposit from Contractors	840	0 0
5. Outstanding liabilities (C.A.'s Deposit Account regarding P.F. investment)	31,348	13 0
6. Provident Fund Accounts	28,84,708	10 6
7. Prize Funds Government P. Notes, etc.	1,92,100	0 0
8. " " Cash	7,848	13 11
9. Donations for Scholarships to Urdu Schools Girls	204	11 0
10. Income Tax	11	7 0
Total Rs.	31,30,863	5 2

Excess of Assets over liabilities 39,660 10 10

Grand total Rs. 31,70,524 0 0

During the year a sum of Rs. 723-2 being the excess or irregular payments made on account of salaries, allowances etc. covering about 15 cases were ordered to be recovered from the staff and the recoveries have been made. Various other omissions and inaccuracies were detected in the course of test audit and some have been got rectified and others are under consideration of the Schools Committee. This state of affairs is due to lack of effective supervision and control over the day-to-day routine work to be done before any payments are made.

7. The following points require special attention :—

1. *Municipal-owned School Buildings.*—The types of Municipal owned buildings are (1) Buildings constructed jointly with the Government-aid, (2) Buildings donated by the public and (3) Buildings built entirely at the Municipal cost. For the occupation of these buildings by the Schools Committee no rents are assessed and charged to the School Fund. In the case of buildings falling under item (1) it makes no difference so far as the Government grant is concerned as the Government have paid towards their cost but in the case of items (2) and (3) the expenditure on account of rent should count for Government Grant.

2. *Provident Fund.*—The Schools Committee have shown in their accounts Provident Fund Balances which do not tally with those maintained in the Chief Accountant's department. The apparent reasons for the difference are that the interest allowed on the individual accounts of subscribers and shown in the Chief Accountant's books are not included in the accounts maintained by the Schools Committee. It is also noticed that the total liabilities as per summary of the closing balances of the individual accounts of the subscribers are not tallied with the total liabilities as shown by the Fund Account. Accordingly the Schools Committee's Accounts and the individual accounts of the subscribers should be brought in conformity with those kept in the Chief Accountant's Office. There is also a difference of Rs. 6,501-10-6 in the accounts of the Schools Committee itself. The Schools Committee have directed its Secretary to reconcile this difference under their Resolution No. 267 of 7th June 1939.

8. Arrears of School fees as on 31st March 1939 certified by the Secretary, Schools Committee, were Rs. 1,845-2.

9. The cash balance of Rs. 174-6-1 in office treasury was counted and found correct. The balance in the Bank, viz., Rs. 83,923-11-11 was verified with the Bank Pass Books and the certificates.

10. The safe custody receipts for Government and other securities lodged with the Imperial Bank of India were examined and found in order.

11. A comparative statement showing the payments for the year 1937-38 and 1938-39 and detailed audit remarks on the Schools Committee's Accounts are appended hereto marked respectively Appendix A and Appendix B.

12. Appendix C gives month by month the position of the number of teachers to the pupils. These figures have been supplied by the Secretary, Schools Committee.

R. C. MEHTA,

Municipal Chief Auditor.

MUNICIPAL OFFICE,

APPENDIX A

Comparative statement showing the expenditure by the School Committee during 1937-38 and 1938-39.

Particulars.	Expenditure.		Increase	Decrease.
	1937-38.	1938-39.		
Head Masters and Teachers	21,32,451 10 0	21,83,534 13 6	51,083 3 6	
Servants	1,33,468 5 0	1,50,452 5 0	16,984 0 0	
Rents	4,75,000 5 0	5,07,482 0 7	32,472 5 7	
Class Books for Teachers	798 9 6	1,146 7 0	347 13 8	
School furniture	4,848 8 0	12,978 0 3	8,129 8 3	
Scholarships	1,303 15 6	2,191 3 9	887 4 3	
Visual Instruction	396 15 3	603 5 0	206 5 9	
Boy Scouts and Girl Guides	9,707 3 6	8,921 6 2		785 13 4
Sports	1,000 9 0	1,000 0 0		
School Contingencies	25,332 8 3	25,254 6 9		78 1 6
Special Expenses in Schools	8,274 0 0	9,972 7 0	1,698 7 0	
Miscellaneous Expenses	10,496 8 0	6,550 8 3		3,945 15 9
Sewing and Drawing	1,000 0 0	997 9 0		2 1 0
Local Committees	878 6 3	829 10 0		48 9 3
Whitewash	1,130 7 6	1,130 7 6		
Magazines	653 6 6	284 8 0		369 0 0
Printing and Stationery	9,942 10 3	9,856 3 6		86 6 9
Sloyd and Handicrafts	13,430 1 0	12,359 5 6		1,070 11 6
Uniforms and Umbrellas	5,085 2 6	828 7 0		4,256 11 6
Remuneration to Auditors	2,000 0 0	500 0 0		1,500 0 0
Stipends to Teachers	5,336 8 0	7,015 6 0	1,678 14 0	
Superintendents and their Establishments	86,657 8 0	88,203 4 0	1,545 12 0	
Grants-in-Aid	1,58,660 0 0	1,62,080 0 0	3,420 0 0	
Teachers' Library	1,948 12 11	1,995 7 0	46 10 1	
Medical Inspection	25,658 5 6			25,658 5 6
Clinical Treatment	14,066 2 0			14,066 2 0
Superintendent Aided Schools	9,343 13 6	9,811 4 8	467 7 2	
Census Establishment	20,700 8 0	22,061 9 10	1,361 1 10	
Free Reading Rooms and Libraries	9,849 12 1	9,497 1 3		352 10 10
Pensions and Gratuities	84,735 6 0	89,820 8 0	5,085 2 0	
Municipal Contributions towards Provident Fund	1,37,338 4 0	1,47,148 9 0	9,810 5 0	
Repairs to School Buildings	10,897 12 0	10,079 2 0		818 10 0
Grant-in-Aid to the Bombay City Literary Association	5,000 0 0	4,650 8 0		340 8 0
Total Rs.	34,07,395 8 3	34,94,213 10 9	1,41,280 3 8	54,461 15 2

APPENDIX B.

Detailed Audit remarks on the Schools Committee's Accounts.

Audit objections are grouped under the following heads:—

- I. Revenue and Receipts.
- II. Recoveries of excess or wrong payments.
- III. Extra measures resulting in increased expenditure.
- IV. Internal audit and control.
- V. Non-observance of M. S. Rules.
- VI. General.
- VII. Points requiring improvements.

I. Revenue and Receipts.

(1) Cases in which the sub-tenants were in arrears from September 1937 were pointed out to the Committee and the result of the action taken against two tenants who were in heavy arrears is awaited.

(2) Recoveries of fees from Schools were checked and it has been suggested that a quarterly statement of arrears of fees, if any and in case there are no arrears a certificate to that effect should be given by the Superintendent of Schools.

II. Recoveries of excess or wrong payments.

The following cases of excess or wrong payments were noticed and recoveries made in respect thereof:

Item No.	Name.	Particulars.	Amount.
			Rs. p.
1	Mrs. S. Kashalkar	Increment-not due	274 3 0
2	Hari Bapuji Surve and 24 others	Grant of leave with allowances not admissible.	197 4 0
	Mrs. Kantabai Rajee	Leave allowances at full average instead half average pay	1 5 0
	Peon N. B. Kambli	Grant of leave with allowances not admissible.	11 4 0
	SK. Yakub Sk. Hassid	Pay as well as leave allowances paid	11 1 0
	Halimabi Sha Ibrahim	Leave allowance paid at full average instead of half average pay	49 10 0
7	Bholibi Sk. Imam	Excess payment in pension	5 0 0
	Messrs R. M. Rega and L. S. Gawade	Leave allowance paid at full average instead of half average pay	6 3 0
9	Mr. Sakalchand M. Shah and 7 others	Increments drawn earlier than due dates	8 15 0
10	Mr. D. M. Juvatkar and 7 others	Do. do.	5 10 0
11	Peon A. S. Vichare	Higher rate of pay	0 6 0
12	Mr. R. D. Surve, Contractor	Over payment.	8 8 0
	MA S. E. Karaste	Leave allowance paid at full average instead of half average pay	0 10 0
14	Bai Zamabi Sk. Mahabuf	Pay not due	1 3 0
	Mr. B. B. Wadajkar and 8 others	Stipends to pupil teachers	142 0 0
		Total Rs.	723 2 0

III. Extra measures resulting in increased expenditure.

(1) While forwarding the Budget proposals for 1938-39 of the Schools Committee the Secretary, Schools Committee, in his letter No. E 5906 of 22-10-1937 addressed to the Municipal Commissioner stated that it was proposed to relieve 169 non-permanent teachers from the date of closing of the Schools for the Summer Vacation of 1938. However on further consideration the Schools Committee under their resolution No. 1473 of 25-3-1938 resolved that only 72 non-permanent teachers be relieved. The resolution was again rescinded by Schools Committee's resolution No. 26 of 23-4-1938 and none of the non-permanent teachers were relieved.

The Secretary, Schools Committee, was requested to explain the circumstances under which this extra staff of teachers was retained. The explanation was that the temporary teachers were not relieved as per previous resolution of the Schools Committee, because the Committee thought that in July 1938 the number of pupils was likely to rise and that it would be then necessary to re-engage the relieved teachers and that the past experience had proved that the practice of relieving teachers for about two months in the Summer Vacation was telling very harshly upon the teachers and that the teachers relieved for a time without any definite promise for re-employment tried to seek service elsewhere and thus the Committee lost the services of such teachers as had gained experience in their Schools. In the interest of efficiency of education, therefore, the step taken by the Committee was sought to be justified.

(2) By Standing Committee resolution No. 1373 of 26-1-1938 a minimum pay of Rs. 25 has been fixed for all Municipal Employees drawing less than Rs. 25 (other than women, boys and men on daily wages). Accordingly in all Municipal Departments under the Municipal Commissioner the benefit of the minimum pay has been given to all menials also except women, boys and men on daily wages. In the course of audit of the Schools Committee's accounts, it was noticed that the female peons in the Committee's service were also allowed a minimum pay of Rs. 25 p.m. from 1-3-1938. The Secretary, Schools Committee was requested to state the authority under which the female peons were allowed to draw minimum of Rs. 25 p.m. The Secretary, Schools Committee, in his reply referred to Schools Committee's Resolution No. 111 of 11-5-1938 under which they fixed the grade of Rs. 25-1-35 for all female peons and hamals paid from the School Fund. It will be seen that Schools Committee not only extended the benefit of the minimum pay to the female employees but also fixed a graded scale instead of the fixed pay of Rs. 25 sanctioned under S. C. R. No. 1373 of 26-1-1938.

The Corporation by their Resolution No. 1127 of 3-3-1939 requested the Schools Committee to reconsider the policy adopted by them in this matter and accordingly they have rescinded their Resolution sanctioning the grade of Rs. 25-1-35 to peons and hamals (vide C. R. No. 390 of 17-8-1939).

(3) The grant of higher grades (3rd or 2nd year trained teachers' grades) under Schools Committee's Resolution Nos. 1068 and 1082 both of 20-12-1938, to two teachers on Gujrati Girls and Boys side inspite of the percentage of these teachers in respective side being as high as 42 and 34 against 20% approved, was brought to the notice of the Secretary, Schools Committee. The matter is before the Schools Committee.

(4) Reference in respect of grant of maximum of his grade with retrospective effect to a teacher to enable him to get the full benefit in pension and of granting of maximum in the grades of two of the officers of the Committee under their Resolutions Nos. 1127 of 17-1-1939 and 1150 of 18-1-1939 has been made to the Schools Committee who have been asked to revise their orders if they feel like it.

(5) Under Committee's Resolution 1128 dated 17-1-1939 half time school peons and library peons were converted into full time peons when they had no requirement for all these full time posts. A reference has been made to the Secretary, Schools Committee as to how their services are being utilised.

IV. Internal Control.

(1) Leave Records and Service Registers are not initialled by any officer in token of having verified them with Service Books. Some cases of variations between leave as per leave returns and pay sheets were also brought to the notice of the Secretary, Schools Committee. In this connection the following suggestions have been made to the Secretary, Schools Committee :—

- (a) that there should be a sheet showing detailed calculations regarding leave due to each employee which should be initialled by some responsible man,
- (b) that every entry in Leave Records should be initialled by a responsible official,
- (c) that leave sanctioned should be entered in ink and balance struck, and
- (d) Absentee Statements should be checked with pay-sheets and then verified with Leave Records. Absentee Statements are not yet being verified with Leave Records.

Similarly there is no check on Provident Fund Registers for which the Superintendent of accounts was instructed personally by the Municipal Chief Auditor to check and verify the closing and opening balances of the Provident Fund Accounts of the individual employees and tally them with the accounts of the Chief Accountant.

(2) Grants are not watched as detailed in the Budget and a case of excess expenditure over the Budget provision has been reported to the Secretary, who replies that the Sectional Ledgers are now opened to watch the grants.

(3) Payment of a bill for Rs. 127-1-0 without proper sanction was noticed to which the Committee's sanction was obtained under their resolution No. 871 of 15-11-1938.

(4) A number of irregularities in the manner and method of granting advances to the officers of the Schools Committee for purchase of articles, etc., and in rendering the accounts thereof were noticed and pointed out to the Secretary, Schools Committee, who has noted the suggestions made for future guidance.

(5) A wrong date of retirement by a day was noticed and the same was got altered under Committee's resolution No. 950 of 23-11-1938.

(6) It was brought to the notice of the Secretary, Schools Committee (i) that the increments were sanctioned in advance and that the payments thereof were made without verifying the actual dates; (ii) that the strength of the teachers and servants paid through monthly pay-sheets should be verified with the classification as shown in the Budget and (iii) that an abstract of pay-sheets showing the classification should be prepared every month to see that the payments made were within the budgetted strength.

(7) Employment of a teacher enumerator in excess of the sanctioned strength was pointed out, which was subsequently sanctioned under Committee's resolution 892 of 16-11-1938.

(8) As the effective certificates were not properly made up, the payment to teachers and servants who were absent after the submission of pay-sheet during October 1938 and payments made for the days of absence were pointed out to the Secretary, Schools Committee, who was requested to report the circumstances under which the payment for the days of absence was not withheld. Reply is awaited.

(9) A Head Master of a School has paid in the collection of fees for October 1938 along with the collections made for November 1938. The Secretary, Schools Committee, informs that the Head Master has been instructed to remit the collections punctually in future.

(10) Imprest Account for postage of the Secretary's Office was checked on 16-2-1939 when it was noticed that Rs. 32-5-6 were spent in excess over the imprest amount and that the total for a day was less by an anna. Steps have been taken by the Secretary to set this right and for the non-recurrence of similar defects in future.

V. Non-observance of M. S. Rules.

(1) Salary of a librarian on deputation to the Secretary's Office, was charged to the grant under "Teachers' library and museum." The Secretary, Schools Committee, on a reference, replied that the deputation was only an inter-departmental arrangement and that his salary was correctly charged. It was then suggested that in future salary of a person on deputation should be charged to the Department to which he renders service. The matter is set right under Committee's resolution No. 1049 of 14-12-1938.

(2) Two increments at a time to a lady teacher were given through the usual annual promotion statement. This was irregular, so subsequently a special sanction of the Committee was obtained under Committee's resolution No. 1508 of 30-3-1939.

(3) The practice of giving leave allowances to new entrants at a rate based on their substantive salary was found not in consonance with Rule 12. So the Secretary has been advised to follow Rule 12 strictly.

(4) As the nature of an extra allowance of Rs. 10 p.m. granted under Schools Committee's resolution No. 625 of 8-11-1935 to Instructors in physical culture was not clear as to whether it is a duty or conveyance allowance the case is referred to the Schools Committee whose decision is awaited.

(5) Under Committee's resolution No. 753 dated 12-10-1938 a teacher who had resigned his post and took away his Provident Fund money but was re-taken in service in a revised grade was given the old pay and grade, treating the break in service as leave without pay. It is pointed out to the Secretary, Schools Committee that this was not in order.

(6) Grant of an allowance of Rs. 15 p.m. to the Assistant Supervisor, Physical Culture for doing the work of a lecturer in the Lamington Road Marathi Training School is under objection.

VI. General.

(1) A porter has been made amenable to Municipal Leave Regulations by changing his designation into a peon. Secretary, Schools Committee on a reference stated that the porter was actually doing the duties of a peon and it was due to oversight that the designation was not changed before February 1935.

(2) No regular account of books published by the Schools Committee was kept. The stock was certified and now the proper account is being maintained.

(3) Rates paid for publishing Municipal advertisements, etc., by the Schools Committee to the three of the Municipal Contractors were much higher than the contracted rates as the Schools Committee was excluded from the said contract. Now it is agreed by the Municipal Commissioner that the Schools Committee will be included in such contracts in future.

(4) *Fixed Advance to Officers for Contingencies.*—For an advance of Rs. 10 made to the Head Master, Parel Central Handicraft Class, no acknowledgment was obtained from him as on 31-3-1939 stating that it was outstanding with him. One should be obtained now and kept on record.

(5) *Bai Jivore Lalubhai Scholarship and Prize Fund.*—A sum of Rs. 154-7 being the balance after making provision for the Scholarship and the prizes for the current year is wrongly credited to the School Fund instead of adding the same to the Capital of the Fund in terms of the Donation. This should be duly corrected.

(6) *Rahimtoola Currimbhoy Training Institute for Women Scholarship Fund.*—Interest and cash shown as Rs. 5,160. This large sum, if not required for the immediate use, steps may be taken to invest the same to the advantage of the Fund.

(7) *Deposit Accounts.*—Except the unclaimed wages deposit accounts, the balances under deposits as shown in the Balance Sheet could not be verified with the individual accounts as no Deposit Register is kept showing the details. The necessity of maintaining such a register was brought to the notice of the Office.

VII. Points Requiring Improvements.

A—There is no proper check and control on:—

(1) *Provident Fund Registers.*

(a) Individual Accounts (annual) and carried forward balances.

(b) Claims passed for payment.

(c) Payment of Insurance Premia on due dates.

(d) Reconciliation of Provident Fund Accounts balances with Ledger and with Chief Accountant's Books.

(2) *Pension Account.*

Claims of compassionate allowance gratuity pension cases.

Items (1) and (2) are required to be checked before payments are made or account are closed by some senior person.

(3) *Service and Leave Records.*

(a) Service Books are not periodically verified with Leave and Service Records. There are two separate sets of Registers. They should be combined in one as in Chief Accountant's Office. This will facilitate checking increments etc. and reduce clerical labour of recording leave in both the sets of books as is done at present.

(b) Leave calculations are required to be checked by some senior person.

(c) Leave Accounts in respect of employees who have come under New Rules (1929) are not recast and opened. These are reported to number 500-600. This is a very serious omission requiring to be attended to immediately.

(4) *Cheques Drawn Register.*

Column 'Delivered on' in the Register is not used. Thus this register does not help, as it should, to verify the cheques on hand. The register should be written up literally in all its columns and properly maintained.

(5) *Schools Fees Register.*

The entries in the register are not initialled by the Accountant in the space provided for. This should be done by the Accountant.

(6) *Register of Rent.*

The sanctioned amount of rent is not initialled by any officer nor are the Committee's orders sanctioning the rent quoted against each entry. The orders of the Committee regarding the closures of the Schools should be quoted and a line should be drawn across the cages for subsequent months. Landlords' names are not entered in though the column for the same is provided for. Payments are not attested.

It is advisable that the rents of schools should be paid on the strength of the monthly certificates from the Head Master of schools as is usually done by all other Municipal Departments.

(7) *Schools Establishment Bills.*

The strength and the grades of teachers and servants paid through Schools Pay Bills are not compared with the Budget strength. The Audit has stressed the necessity of this being done, but no attention has been yet paid to this. It is also noticed that the Establishment Audit Registers which were meant to serve this purpose are not maintained. The discontinuance of these registers has not been reported to the Schools Committee by the Accountant.

B—There is no control on the following by maintenance of proper registers:—

(1) Register showing the arrears of School Fees and their subsequent recovery or write off.

(2) Register recording payments made against which final receipts are to be watched.

(3) *Deposit Register*.—In absence of this register the balance shown in the Ledger cannot be verified with the individual depositor's account.

(4) *Furniture Register and Ledger*.—Central Register showing furniture, appliances, Dead-Stock articles, etc., in respect of each school not maintained.

C—*Financial Control.*

(1) Liabilities as and when incurred are not noted to watch the grants available.

(2) Transfer of savings under grants are made without properly ascertaining the claims payable against the grants for the year.

(3) Lapsed grants statements are not prepared.

(4) Proposals incurring expenditure should not go direct to the Schools Committee without the remarks of the Accountant as he is directly responsible to the Committee under C.F. No. 9806 of 21st December 1927.

D—*Internal Check.*

(1) The Establishment Audit Clerks are at present making individual payments to teachers of supplementary claims, etc. They should have no connection with the payments.

(2) The Cashier is writing accounts register which is wrongly named as 'Cash Book.' He should have nothing to do with the writing of this register.

(3) Ledger Accounts should be totalled monthly and the arithmetical accuracy ascertained by taking out a trial balance which should be completed by the latest the 15th of the subsequent month.

(4) Purchase of articles for the use of the Schools and the material for the Handicrafts Classes should be purchased by the Central Institution, say by the Supervisor of Stores and Handicraft, bills being paid by the Accounts Branch direct to the suppliers. The present practice of allowing purchases by the Head Masters and the Superintendents either by taking advances from the office, or receiving the amounts for the purchases made by them should cease.

E—*Defects in application of Rules and Regulations.*

(1) Employees who resign or are dismissed from service are being re-appointed after a lapse of time and given the Original pay and grade treating them as on leave. Usually posts are substantively filled up, after the permanent incumbents vacate them and since posts are no more vacant, by subsequent order the employees who have left service cannot be attached to those posts and granted leave. There is also no rule to condone the breaks in service for such purposes.

(2) Employment of men in place of school peons while on casual leave without Corporation's sanction, General or Special.

(3) Grants of the nature of contribution not covered by Grant-in-Aid Code made to certain institutions.

(4) Grant of advance increments without satisfying the conditions laid down in the Municipal Service Regulations.

These should be remedied.

Statements re. Number of Pupils, Teachers, etc.; from 1st March 1938 to 28th February 1939.

Side.	NO. ON ROLLS.			TEACHERS REQUIRED FOR			Total teachers engaged.	Teachers assigned for leave vacancies.	Total teachers available.	Teachers to be shortly appointed.	Total teachers available.	Excess.	Deficit.	Teachers on leave.
	Infants.	Other Stds.	Total.	Infants.	Other Stds.	Total.								
<i>As on 1st March 1938.</i>														
Marathi Schools	18,921	32,179	52,100	316	1,106	1,422	1,370	56	1,370				52	
Gujarati Schools	2,870	9,036	13,906	81	301	382	372	15	372				10	
Urdu Schools	6,510	7,252	13,762	108	242	350	392	14	378			28		
Rest	1,427	1,897	3,324	24	63	87	78½	3	76½				10½	
Total	31,728	51,364	83,092	529	1,712	2,241	2,212½	88	2,196½			28	72½	
												Net deficit..	44½	
<i>As on 1st April 1938.</i>														
Marathi Schools	18,974	32,931	51,905	317	1,098	1,415	1,410	57	1,362				53	
Gujarati Schools	4,907	8,978	13,885	82	299	381	386	15	371				10	
Urdu Schools	6,575	7,193	13,768	100	230	348	389	14	375			27		
Rest	1,409	1,850	3,259	24	62	86	79½	3	76½				9½	
Total	31,865	50,952	82,817	523	1,698	2,220	2,273½	89	2,184½			27	72½	
												Net deficit..	45½	
<i>As on 1st May 1938.</i>														
Marathi Schools	18,819	27,538	46,357	314	918	1,232	1,418							
Gujarati Schools	4,877	8,955	13,832	81	298	379	383							
Urdu Schools	6,977	6,626	13,603	110	220	336	397							
Rest	1,423	1,811	3,234	24	61	85	80½							
Total	32,096	44,930	77,026	535	1,497	2,032	2,278½							
<i>As on 1st June 1938</i>														

MAY VACATION.

Statements re. Number of Pupils, Teachers, etc., from 1st March 1938 to 28th February 1939—(contd.)

Sids.	No. on ROLL			TEACHERS REQUIRED FOR			Total teachers engaged.	Teachers assigned for leave vacancies.	Total teachers available.	Teachers to be shortly appointed.	Total teachers available.	Excess.	Deficit.	Teachers on leave.
	Infants.	Other Stds.	Total.	Infants.	Other Stds.	Total.								
As on 1st July 1938.														
Marathi Schools	18,396	37,099	55,495	224	1,160	1,384	1,414	55	1,359	10	1,369	25	33	21
Gujarati Schools	4,037	10,084	14,121	67	315	382	378	15	363		363	19		
Urdu Schools	5,119	8,547	13,666	95	267	362	397	18	384	10	394	31	31	30
Rest	1,027	2,012	3,039	16	68	84	79	42	75	1	76	3	3	1
Total	28,579	57,742	86,321	392	1,810	2,202	2,268	88	2,180		2,180	31	47	
												Net deficit ..	16	
As on 1st August 1938.														
Marathi Schools	14,580	37,779	52,359	243	1,181	1,424	1,413	57	1,366	30	1,396	68	30	33
Gujarati Schools	4,710	10,211	14,921	79	319	398	377	16	361		361	37		
Urdu Schools	5,790	8,663	14,453	96	270	366	395	14	381	10	391	15	15	
Rest	1,121	2,003	3,024	19	60	79	79	1	78	1	79	3	3	1
Total	26,201	58,555	84,756	437	1,830	2,267	2,264	91	2,173		2,173	15	108	
												Net deficit ..	93	

456

Statements re. Number of Pupils, Teachers, etc., from 1st March 1938 to 28th February 1939—(contd.)

Side.	No. ON ROLLS.			TEACHERS REQUIRED FOR			Total teachers engaged.	Teachers assigned for leave vacancies.	Teachers available on 31-12-1938.	Teachers to be shortly appointed.	Total teachers available.	Excess.	Deficit.	Teachers deputed to Training College.		
	Infants.	Other Stds.	Total.	Infants.	Other Stds.	Total.								Trg. Col. this Yr.	Trg. Col. last Yr.	
<i>As on 1st September 1938.</i>																
Marathi Schools	15,046	37,401	52,447	251	1,168	1,419	1,409	56	1,353	36	1,389		30	72	29	
Gujarati Schools	4,878	10,066	14,944	81	314	395	377	18	362	8	370		25	2	1	
Urdu Schools	6,052	8,271	14,323	102	1,257	1,359	1,393	34	1,379		379	20		6	6	
Rest	1,156	1,898	3,054	20	59	79	79		76	1	77		1			
Total	27,132	57,636	84,768	454	1,798	2,252	2,258	188	2,170	45	2,215	20	56	81	36	
<i>As on 1st October 1938.</i>																
Marathi Schools	15,486	37,187	52,673	258	1,161	1,419	1,432	56	1,376	10	1,386		33	71	31	
Gujarati Schools	4,884	10,139	15,023	81	317	398	376	15	361	8	369		29	2	1	
Urdu Schools	6,059	8,122	14,181	101	1,254	1,355	1,393	34	1,379		379	24		6	6	
Rest	1,173	1,921	3,094	20	59	79	80		77	1	77		1			
Total	27,602	57,369	84,971	460	1,791	2,251	2,281	88	2,193	18	2,211	24	63	80	38	

Statements re. Number of Pupils, Teachers, etc., from 1st March, 1938 to 28th February, 1939 (contd.).

Side.	No. ON ROLLS			TEACHERS REQUIRED FOR			Total teachers engaged.	Teachers assigned for leave vacancies.	Teachers available on 30th	Teachers to be shortly appointed.	Total teachers available.	Excess.	Deficit.	Teachers on leave.
	Infants.	Other Stds.	Total.	Infants.	Other Stds.	Total.								
<i>As on 1st November 1938.</i>														
Marathi Schools	16,018	36,966	52,985	267	1,186	1,453	1,422	70	1,352	58	1,408		18	140
Gujarati Schools	4,820	10,189	15,009	81	318	399	380	16	364	32	396		3	18
Urdu Schools	6,140	8,034	14,174	102	251	353	393	14	379		379	26		52
Rest	1,162	1,980	3,092	20	60	80	579	14	565	4	579			2
Total	28,140	57,169	85,309	470	1,785	2,255	2,274	104	2,170	89	2,259	26	21	212
												Net excess		
<i>As on 1st December 1938.</i>														
Marathi Schools	16,939	36,710	53,649	283	1,147	1,430	1,459	70	1,389	7	1,396		34	130
Gujarati Schools	4,936	10,087	15,023	82	315	397	408	16	392	3	395		2	25
Urdu Schools	6,210	7,998	14,208	104	249	353	393	14	379		379	26		45
Rest	1,262	1,888	3,150	20	59	79	83	4	79	1	80	1		2
Total	29,347	56,683	86,030	489	1,770	2,259	2,343	104	2,239	11	2,250	27	36	202
												Net deficit		

457

Statements re. Number of Pupils, Teachers, etc., from 1st March 1938 to 28th February 1939. (concluded)

Side.	No. on ROLLS.			TEACHERS REQUIRED FOR			Total teachers engaged.	Teachers assigned for leave vacancies.	Teachers available on	Teachers to be shortly appointed.	Total teachers available.	Excess.	Deficit.	Teachers on leave.
	Infants.	Other Stds.	Total.	Infants.	Other Stds.	Total.								
<i>As on 1st January 1939.</i>							338	17	310		310			
Marathi Schools	17,707	36,629	54,336	5,295	1,144	1,439	1,462	1070	1,392		1,392		47	135
Gujarati Schools	4,956	9,961	14,917	83	312	395	406	16	390		390		5	29
Urdu Schools	6,292	7,857	14,149	105	245	350	393	14	379		379	29		57
Rest	1,261	1,906	3,167	120	180	300	344	104	301		301			1
Total	30,216	56,353	86,569	503	1,761	2,264	2,851	104	2,241		2,241	291	52	222
							383	14	313		313			25
<i>As on 1st February 1939.</i>							390	10	308		308		3	18
Marathi Schools	18,566	36,297	54,863	5,809	1,398	1,747	1,762	1070	1,392		1,392		8	125
Gujarati Schools	4,929	9,819	14,748	82	307	389	406	(58+12*) 16	390		397	8		35
Urdu Schools	6,408	7,756	14,162	106	242	348	394	(15+1*) 14	380		380	32		57
Rest	1,270	1,977	3,147	20	159	179	244	104	201		201	14		5
Total	31,171	55,849	87,020	517	1,746	2,263	2,846	104	2,242		2,242	41	8	222
							383	14	313		313			25
											Net deficit 22 1/2			
											Net excess 33 1/2			

438

MUNICIPAL CHIEF AUDITOR'S REPORT

No. MCA/606/I of 1939-40.

BOMBAY, 23rd September 1939.

FROM THE MUNICIPAL CHIEF AUDITOR,
BOMBAY.

TO THE MUNICIPAL SECRETARY,
BOMBAY.

RE: OUTSTANDING BALANCES OF RATES AND TAXES ON 31st MARCH 1939.

SIR, In compliance with the Town Council Resolution No. 1455, dated the 6th October 1879, and with reference to Section 137 of the City of Bombay Municipal Act, I have the honour to submit my report on the examination of outstanding bills of Municipal Rates and Taxes and Additional General (Riot) Taxes which were in the hands of Ward Superintendents in the several Ward Offices and in the Office of the Assessor and Collector on the 31st March 1939. The details of the outstanding amounts from year to year pertaining to different wards are given in the statements A and B appended hereto. The outstandings on 31st March 1939 are summarised below:

Particulars.	No. of Bills.	Amounts.
		Rs. a. p.
(a) Property Taxes including Wheel Tax	18,699	33,06,704 15 8
(b) Meter Hire	147	3,348 9 0
(c) Payment by Government in lieu of the General Tax under Section 144 of the Municipal Act.		10,16,694 2 0
(d) Additional General Tax No. V	227	9,812 9 0
(e) " " VI	8	.82 0 0
(f) " " VII	38	134 1 0
(g) " " VIII	3	28 9 0
(h) " " IX	1,351	1,31,427 14 4
(i) " " XI	89	434 3 0
(j) " " XII	18,257	5,05,020 0 0
Total	38,819	49,73,167 14 10

The outstanding balances under (a), (b) and (c) above as compared with those of the previous year were as follows:

No.	Particulars.	Outstanding on 31st March 1938.	Outstanding on 31st March 1939.
		Rs. a. p.	Rs. a. p.
1	Payment by Government in lieu of General Tax under Section 144 of the Municipal Act.	7,84,084 4 0	10,16,694 2 0
2	City Improvement Trust.	16,218 2 3	15,709 14 0
3	G. I. P. Railway	15,80,902 5 0	13,702 2 0
4	B. B. & C. I. Railway	11,18,742 4 0	8,35,724 13 0
5	Mills	1,87,436 2 0	36,905 0 0
6	Other Rate-payers	24,29,812 12 8	26,04,663 2 6
	Total	61,17,190 13 11	43,23,399 1 6
7	Meter Hire	3,539 12 0	3,348 9 0
	Grand Total	61,20,730 9 11	43,26,747 10 6

The number of bills and the amounts outstanding from year to year were as under:

For the Year.	No. of Bills.	Outstanding on 31st March 1938.		No. of Bills.	Outstanding on 31st March 1939.	
		Rs.	a. p.		Rs.	a. p.
1926-27	2	1,520	10 0	2	1,520	10 0
1927-28	2	2,273	2 0	2	2,273	2 0
1928-29	2	95	11 0	2	95	11 0
1929-30	7	5,199	12 0	6	5,070	6 0
1930-31	29	7,039	16 0	17	5,956	15 0
1931-32	58	17,538	15 0	33	12,023	0 0
1932-33	210	2,32,326	15 2	112	24,334	13 0
1933-34	395	3,00,531	15 0	193	58,666	10 9
1934-35	690	5,44,806	7 5	330	2,40,187	8 0
1935-36	1,136	5,74,518	13 9	619	2,67,857	11 0
1936-37	2,357	6,77,105	7 3	1,215	2,96,694	7 0
1937-38	13,248	29,70,149	7 6	2,576	2,74,778	15 4
1938-39	18,136	53,33,106	9 11	13,592	21,17,046	7 2
Total	18,136	53,33,106	9 11	18,699	33,06,704	15 6
Add—Payment by Government in lieu of General Tax		7,84,084	4 0		10,16,694	2 0
		61,17,190	13 11		43,23,399	1 6

1. If any of these outstanding claims are either time barred or irrecoverable steps may be taken to write them off with the sanction of the Standing Committee.

2. From the above it will be seen that there was a decrease of Rs. 17,93,982-15-5 in the outstanding balance on 31st March 1939 when compared with that on the same date last year. The decrease was the net result of decreases of Rs. 503-4-3 in (2), Rs. 15,67,200-3-0 in (3), Rs. 4,83,017-7-0 in (4), Rs. 1,50,531-2-0 in (5) and Rs. 191-3-0 in (7) counterbalanced by increases of Rs. 2,32,609-14-0 in (1) and Rs. 1,74,850-5-10 under (6). The increase in item No. (1) is due to the Government putting off the payment of the full demand until the question of allowing exemption in respect of educational and medical institutions belonging to them is finally settled. As regards increase under item (6), i.e., the general rate-payers, attention is invited to my remarks under heading 'Arrears of Rates and Taxes' in my Annual Report submitted with my letter No. M.C.A. 605 I dated 23-9-1939. As a result of additions and alterations to several properties situated in the City in the latter part of the year, amended bills to the extent of Rs. 3,87,000 were issued in March 1939 and so for want of time before the close of the official year they remained unrecovered. This means that there was in fact a decrease under this item to the extent of nearly Rs. 2,12,000.

3. During the year under report 18,257 bills amounting to Rs. 5,05,020 for Additional General Tax in connection with the communal riots of 1936 were issued.

4. Under meter hire there was a decrease of Rs. 191-3-0 on 31st March 1939, viz., Rs. 3,348-9-0 compared with that of the previous year, viz., Rs. 3,539-12-0. There were no bills outstanding for street number plates.

5. Of the outstandings on 31st March 1939, viz., Rs. 43,23,399-1-6, Rs. 15,39,433-1-3 were recovered upto 31st July 1939. The following figures represent the transactions for the whole year.

Property and Wheel Tax.

	Rs.	a.	p.
Balance on 1st April 1938	61,17,190	13	11
<i>Add—</i>			
Government contribution in lieu of General Tax not shown in previous year	68,547	4	0
Demand during the year	2,49,08,833	8	2
Total Rs.	3,10,94,571	10	1
<i>Less—</i>			
Recoveries during the year	2,67,71,172	8	7
Balance outstanding on 31st March 1939 exclusive of Meter hire	43,23,399	1	6

7. The amount of drawbacks allowed during the year under report aggregated Rs. 3,14,168-13-0, against Rs. 3,24,597-10-0 during the previous year. Bills of the total value of Rs. 4,836-9-2 were written off under Section 216 of the Municipal Act under orders of the Standing Committee.

8. The total number of bills for Property Taxes, Wheel Tax and Additional General Tax for examination on 31st March 1939 was 38,819. Some of these bills were not produced for examination as they were stated by Assessment Department to have been filed in suits pending in Courts.

I have the honour to be,
Sir,

Your most obedient servant,

R. C. MEHTA,

Municipal Chief Auditor.

STATEMENT A.

Bills of account of Property Taxes Outstanding on 31st March 1939.

Year.	Ward.	No. of Bills.	DETAILS OF DEMAND.							Total.	Remarks.
			General Tax.	WATER TAX.			HALALAHORE TAX.		Tax on Vehicles and Animals.		
				On Value.	By Meter Measurement.	Compounded Tax.	On Value.	As a special rate.			
1	2	3	4	5	6	7	8	9	10	11	
			Rs. s. p.	Rs. s. p.	Rs. s. p.	Rs. s. p.	Rs. s. p.	Rs. s. p.	Rs. s. p.	Rs. s. p.	
1926-27	E	2	960 2 0	311 7 0	249 1 0	1,520 10 0	
	Total	2	960 2 0	311 7 0	249 1 0	1,520 10 0	
1927-28	E	2	1,432 6 0	467 2 0	373 10 0	2,273 2 0	
	Total	2	1,432 6 0	467 2 0	373 10 0	2,273 2 0	
1928-29	G	2	42 14 0	28 8 0	1 8 0	22 13 0	95 11 0	
	Total	2	42 14 0	28 8 0	1 8 0	22 13 0	95 11 0	
1929-30	G. P. R.	2	4,567 6 0	4,567 6 0	
	B	1	37 15 0	9 14 0	47 13 0	
	G	3	105 4 0	34 6 0	288 1 0	27 8 0	455 3 0	
	Total	6	4,710 9 0	34 6 0	288 1 0	37 6 0	5,070 6 0	
1930-31	G. P. R.	2	4,567 6 0	4,567 6 0	
"	"	2	235 14 0	68 8 0	74 8 0	378 4 0	
"	"	2	81 10 0	26 10 0	21 4 0	129 6 0	
"	"	2	143 15 0	52 2 0	41 12 0	237 3 0	
"	"	6	146 2 0	47 12 0	410 12 0	38 2 0	642 3 0	
	Total	17	5,174 15 0	195 0 0	410 12 0	175 10 0	5,956 3 0	

STATEMENT A—continued.

Wards.	No. of Bills.	DETAILS OF DEMAND.						Tax on Vehicles and Animals.	Total.	Remarks.
		General Tax.	WATER TAX.			HALALKHORE TAX.				
		On Value.	By Meter Measurement.	Compounded Tax.	On Value.	At a special rate.				
		Rs. a. p.	Rs. a. p.	Rs. a. p.	Rs. a. p.	Rs. a. p.	Rs. a. p.	Rs. a. p.		
Total	33	9,808 0 0	865 18 0			1,324 3 0		25 0 0	12,028 0 0	
A	3	8 15 0	7 15 0			2 5 0		110 0 0	124 3 0	
B	6	56 6 0							56 6 0	
T	2	38 4 0	12 8 0			9 9 0			60 3 0	
B	43	9,018 2 0	2,177 1 0			2,475 10 0			11,670 13 0	
C	5	474 10 0	26 10 0			131 12 0			633 0 0	
D	24	3,894 13 0	1,186 7 0	1,123 2 0		1,062 1 0		150 0 0	7,216 7 0	
E	11	1,202 11 0	240 6 0			316 13 0			1,759 14 0	
F	9	324 2 0	14 7 0			130 0 0			468 9 0	
G	9	151 3 0	77 3 0			101 0 0		16 0 0	345 6 0	
Total	112	14,969 2 0	3,737 9 0	1,123 2 0		4,229 0 0		226 0 0	24,334 13 0	

443

STATEMENT A—continued.

—Bills on account of Property Taxes Outstanding on 31st March 1939.

Year.	Wards.	No. of Bills.	DETAILS OF DEMAND.								Remarks.
			General Tax.	WATER TAX.			HALAKHOOR TAX.		Tax on Vehicles and Animals.	Total.	
				On Value.	By Meter Measurement.	Compounded Tax.	On Value.	At special rate.			
1	2	3	4	5	6	7	8	9	10	11	
			Rs. a. p.	Rs. a. p.	Rs. a. p.	Rs. a. p.	Rs. a. p.	Rs. a. p.	Rs. a. p.	Rs. a. p.	
1933-34	A	19	30,243 14 0	15,100 10 0			889 10 0		60 0 0	504 2 0	
"	G. P. R.	50	29,215 0 0				2,653 2 0			31,868 2 0	
"	T	117	1,398 11 0	113 13 0			363 15 0		52 0 0	1,876 7 0	
"	B	55	9,988 7 0	2,616 10 0	68 5 0		2,868 11 0			15,542 1 0	
"	C	10	803 9 0	80 20 0			223 12 0		25 0 0	1,132 7 0	
"	D	9	295 0 0	98 6 0			78 10 0		35 0 0	507 0 0	
"	E	13	1,072 11 0	1,190 0 0			283 4 0			1,545 15 0	
"	F	13	544 14 0	83 13 0	54 9 0		145 1 0			828 5 0	
"	G	17	665 0 0	221 1 0	3,748 12 0		176 10 0		55 2 0	4,861 9 0	
	Total	193	44,327 2 0	3,414 7 0	3,866 10 0		6,882 11 0		175 2 0	58,666 0 0	
1934-35	A	22	435 5 0	80 0 0			104 6 0		300 0 0	919 11 0	
"	G. P. R.	65	1,91,144 6 0				13,177 14 0	107 11 0		2,04,329 15 0	
"	T	15	360 13 0	51 11 0	1,175 12 0		85 9 0			1,873 13 0	
"	B	77	13,239 1 0	2,932 14 0			3,180 13 0		271 5 0	19,624 1 0	
"	C	16	1,160 13 0	112 9 0			269 15 0		98 5 0	1,641 10 0	
"	D	55	1,235 15 0	156 0 0	1,701 4 0		298 4 0		805 0 0	4,196 7 0	
"	E	23	1,432 6 0	339 14 0			345 8 0		270 0 0	2,387 12 0	
"	F	24	786 6 0	186 6 0	28 2 0		196 1 0		165 0 0	1,364 1 0	
"	G	33	1,031 9 0	239 5 0	2,453 7 0	2 0 0	245 6 0		78 7 0	4,050 2 0	
	Total	330	2,10,826 12 0	4,100 11 0	5,358 9 0	2 0 0	17,903 12 0	7 11 0	1,988 4 0	2,40,187 8 0	

444

STATEMENT A—continued.

Bills on account of Property Taxes Outstanding on 31st March 1935

Year.	Wards.	No. of Bills.	DETAILS OF DEMAND.							Total.	Remarks.
			General Tax.	On Value.	By Meter Measurement.	Compounded Tax.	On Value.	At a special rate.	Tax on Vehicles and Animals.		
			Rs. a. p.	Rs. a. p.	Rs. a. p.	Rs. a. p.	Rs. a. p.	Rs. a. p.	Rs. a. p.		
1935-36	A	57	660 15 0	127 0 0			158 9 0	1,049 5 0	1,995 18 0		
	G. P. R.	73	1,93,413 14 0				13,354 8 0	18 12 0	2,09,787 2 0		
	T	2	8 4 0	1 14 0					9 18 0		
	B	121	14,856 4 8	3,040 5 0			3,610 4 0	1,173 11 0	2,690 8 0		
	C	67	3,710 6 0	720 7 0	67 0 0		900 8 0	891 10 0	6,289 10 0		
	D	106	4,482 5 0	302 9 0	1,972 14 0		1,108 1 0	2,001 12 0	9,867 9 0		
	E	82	2,323 2 0	364 13 0			591 9 0	1,615 8 0	4,794 11 0		
F	38	894 9 0	116 9 0			225 14 0	433 0 0	1,670 1 0			
G	78	2,333 4 0	569 5 0	6,748 4 0	2 0 0	600 0 0	511 8 0	13,764 3 0			
	Total	619	2,22,681 0 0	5,242 14 0	11,788 2 0	2 0 0	20,549 0 0	18 12 0	7,575 15 0	2,67,857 11 0	
1936-37	A	193	3,878 8 0	1,514 11 0	502 7 0		1,043 5 0	3,666 0 0	10,604 15 0		
	G. P. R.	69	1,78,349 1 0				13,238 13 0		1,91,587 14 0		
	T	3	5 12 0	2 11 0					7 11 0		
	B	213	16,445 3 0	4,129 12 0	482 9 0	26 2 0	4,475 2 0	2,871 11 0	28,430 7 0		
	C	130	6,120 4 0	963 4 0	497 7 0		761 13 0	1,868 8 0	11,209 4 0		
	D	185	7,875 10 0	1,174 7 0	1,797 0 0		2,185 2 0	3,400 5 0	16,382 8 0		
	E	176	4,990 1 0	748 13 0			1,487 8 0	3,737 3 0	10,963 9 0		
F	94	1,100 7 0	79 0 0	224 0 0		287 6 0	1,302 0 0	2,992 13 0			
G	155	10,180 4 0	2,045 15 0	8,061 1 0	2 0 0	2,715 12 0	1,109 10 0	24,714 10 0			
	Total	1,215	2,28,945 2 0	10,658 9 0	12,162 8 0	28 2 0	27,144 13 0	17,953 5 0	2,96,894 7 0		

145

STATEMENT A.—Concluded.

Bills on Account of Property Taxes Outstanding on 31st March 1939.

Year.	Wards.	No. of Bills.	DETAILS OF DEMAND.								METER HIRE.	
			General Tax.	On Value.	By Meter Measurement.	Compounded Tax.	On Value.	At a special rate.	Tax on Vehicles and Animals.	Total.	No. of Bills.	Amount.
1	2	3	4	5	6	7	8	9	10	11	12	13
			Rs. a. p.	Rs. a. p.	Rs. a. p.	Rs. a. p.	Rs. a. p.	Rs. a. p.	Rs. a. p.	Rs. a. p.		Rs. a. p.
1937-38	A	555	15,430 15 10	2,208 9 0	1,240 8 0	7 5 0	3,834 10 0					
"	G. P. R.	4	381 10 0					103 8 0				
"	T	40	2,355 0 0	241 12 0	1,366 2 0	24 0 0	616 3 0					
"	B	438	40,926 15 6	9,992 8 0	1,350 4 0	43 0 0	11,249 15 0		5,440 15 0	69,003 7 6		
"	C	319	17,756 12 0	3,469 12 0	277 0 0	11 1 0	4,861 14 0		3,506 6 0	29,882 12 0		
"	D	453	30,905 0 0	5,253 2 0	3,417 11 0	7 8 0	8,172 14 0		7,723 1 0	55,479 4 0		
"	E	343	16,065 2 0	1,916 6 0		5 0 0	4,494 8 0		5,619 11 0	28,100 12 0		
"	F	152	2,072 11 0	529 13 0	596 0 0	2 8 0	656 3 0		2,120 5 0	5,977 8 0		
"	G	272	30,682 11 0	2,904 13 0	3,660 12 0	3 14 0	8,666 0 0		1,598 9 0	47,518 11 0		
	Total	2,576	1,56,578 14 4	26,516 9 0	11,909 5 0	104 4 0	42,552 3 0	1,103 8 0	37,015 4 0	2,74,778 15 4		
1938-39	A	3,251	2,84,190 15 8	75,732 9 0	21,168 10 0	272 14 0	69,753 12 0		57,614 5 0	5,18,728 1 8	20	441 9 0
"	G. P. R.	23	1,130 14 0	177 13 0	1,736 15 0		173 3 0	611 11 0		3,830 8 0		
"	T	92	5,084 1 0	1,029 15 0	16 2 0	26 0 0	1,323 10 0			7,479 13 0		
"	B	4,876	1,93,881 10 0	59,259 15 0	7,559 9 0	413 8 0	54,391 4 0		18,921 6 0	3,34,426 11 0	17	305 8 0
"	C	1,616	1,86,369 9 0	58,433 12 0	9,768 2 0	739 1 0	51,007 10 0		10,224 15 0	3,15,480 8 0	18	262 4 0
"	D	2,607	2,46,994 5 0	69,629 2 0	35,592 12 0	187 14 0	63,260 4 0		34,017 0 0	4,54,681 5 0	39	940 12 0
"	E	1,217	81,582 14 0	21,288 4 0	10,840 11 0	54 12 0	22,716 6 0		13,189 3 0	1,49,672 4 0	9	180 0 0
"	F	1,100	83,204 10 0	21,711 0 0	3,997 14 0	28 11 0	22,244 10 0		10,073 15 0	1,41,260 12 0	11	226 0 0
"	G	1,810	1,17,143 4 6	24,200 1 0	10,863 4 0	47 8 0	31,848 7 0		7,384 0 0	1,91,486 8 6	33	992 8 0
	Total	13,592	11,99,581 10 2	3,31,462 9 0	1,10,476 7 0	1,770 4 0	3,21,719 2 0	611 11 0	1,51,424 12 0	21,17,046 7 2	147	3,348 9 0
	Grand Total.	18,699	21,00,038 8 6	3,87,035 8 0	1,57,366 0 0	1,906 10 0	4,43,163 4 0	741 10 0	2,16,433 7 0	33,06,704 15 8	147	3,348 9 0
									Meter hire bills	3,348 9 0		
										10,16,694 2 0		
										GRAND TOTAL.		43,26,747 10 6

Amount due from Government in lieu of the General Tax under Section 144 of the Municipal Act for the years 1934-35 to 1938-39

GRAND TOTAL.

STATEMENT B.

Bills on account of Riot Taxes Outstanding on 31st March, 1931

Ward.	A.G.T. V.		A.G.T. VI.		A.G.T. VII.		A.G.T. VIII.		A.G.T. X.		A.G.T. XI.		A.G.T. XII.	
	Bills.	Amount.	Bills.	Amount.	Bills.	Amount.	Bills.	Amount.	Bills.	Amount.	Bills.	Amount.	Bills.	Amount.
1	2	3	4	5	6	7	8	9	10	11	12	13	14	15
		Rs. a. p.		Rs. a. p.		Rs. a. p.		Rs. a. p.		Rs. a. p.		Rs. a. p.		Rs. a. p.
A	8	393 11 0			2	5 11 0			42	7,804 4 0	4	21 12 0	1,772	76,349 3 0
B	71	3,597 6 0	8	62 0 0	36	128 6 0	3	28 9 0	337	39,396 4 4	4	31 15 0	3707	102,283 2 0
C	23	1,223 2 0							335	40,949 14 0	71	339 8 6	5064	149,629 0 0
D	37	3,103 12 0							155	23,748 13 0	10	41 2 0	2449	70,830 5 0
E	56	581 4 9							244	15,183 12 0			1540	27,144 15 0
F	16	205 4 0							21	858 3 0			1092	22,944 12 6
G	16	309 2 0							167	3,486 12 0			2608	31,676 1 0
G. P. R. ..													1	24,091 0 0
T													24	71 10 0
Total ..	227	9,313 9 0	8	62 0 0	38	134 1 0	3	28 9 0	1,351	1,31,427 14 4	89	434 3 0	18,257	5,05,020 0 0

447

PART II.

CONTENTS.

	PAGE
A—Vital Statistics—	
REVIEW OF THE YEAR 1938	1
AREA AND POPULATION	2
BIRTHS AND BIRTH-RATE	2
DEATHS AND DEATH-RATE	3
DEATHS BY SEX AND AGE	3
CAUSES OF DEATHS	4
MORTALITY BY MONTHS	5
SECTIONS	6
OCCUPATIONS	6
INFANT MORTALITY	6
MUNICIPAL NURSES	9
MATERNITY HOMES	10
WELFARE CENTRES	13
METEOROLOGY OF 1938	14
B—Epidemic and other Diseases—	
NOTIFICATION OF INFECTIOUS DISEASES	17
PLAGUE	17
SMALL-POX	17
VACCINATION	18
CHOLERA	18
INFLUENZA	18
ENTERIC FEVER	18
TUBERCULOSIS	19
CEREBRO-SPINAL MENINGITIS	19
MALARIA, ANTI-MALARIAL MEASURES	22
VENEREAL DISEASES	30
DISINFECTION	33
MEDICAL RELIEF	34
SCHOOL MEDICAL INSPECTION	41
C—Public Health Administration—	
DIVISIONS OF THE CITY AND DISTRIBUTION OF THE STAFF	34
CONSERVANCY	35
DESTRUCTION OF DOGS	39
MILK SUPPLY	44
UNWHOLESOME FOOD	45
NOTICES UNDER MUNICIPAL ACT AND PROSECUTION	45
SANITARY STATE OF THE CITY	46

D—Appendix—

	PAGE
REPORT OF THE MEDICAL SUPERINTENDENT, ARTHUR ROAD HOSPITAL ..	49
REPORT OF THE MEDICAL SUPERINTENDENT, MARATHA HOSPITAL ..	62
REPORT OF THE MUNICIPAL ANALYST ..	66
REPORT OF THE SUPERINTENDENT OF VACCINATION ..	74

TABLES—

CONTENTS

1. Population by Sections ..	77
2. Area, Population, Births and Birth-Rates by Sections ..	78
3. Births by Races ..	79
4. Notifications of Infectious Diseases by Sections ..	80
5. Cases treated at Municipal Dispensaries ..	81
6. Deaths by Sections and Age-Periods ..	82
7. Deaths by Race and Age ..	83
8. Deaths by Ages and Months ..	84
9. Deaths by Sections and Months ..	85
10. Deaths by Causes and Sections ..	86
11. Deaths and Death-Rates from Principal Causes, 1928-38 ..	88
12. Specific Causes of Death by Months ..	89
13. Deaths among Infants by Causes and Months ..	100-101
14. Deaths by Causes and Races ..	102-103
15. Death-rates by Causes and Races ..	104
16. Deaths in Hospitals ..	106
17. Deaths by Causes and Ages ..	108
18. Deaths by Causes and Occupations ..	110
19. Vaccination Operations by Sections ..	111
20. Vaccination Operations by Months ..	115
21. Vaccination of Infants and Births registered ..	116
22. Summary of Sanitary Inspections, etc., by Sanitary Inspectors ..	117
23. Meteorological Data ..	118

DIAGRAMS—

A. Annual Total Deaths from Different Causes, 1910-1938 ..	121
B. Annual Death-Rate, 1889-1938 ..	122
C. Death-Rate from Principal Causes, 1938 ..	123
D. Infant Mortality Rate, 1881-1938 ..	124
E. Rate of Maternal Deaths, 1931-1938 ..	125
F. Daily Mean Births, Deaths and Climatic Conditions in Bombay in 1938 ..	127
G. Stegomyia Index, June to December, 1938 ..	130

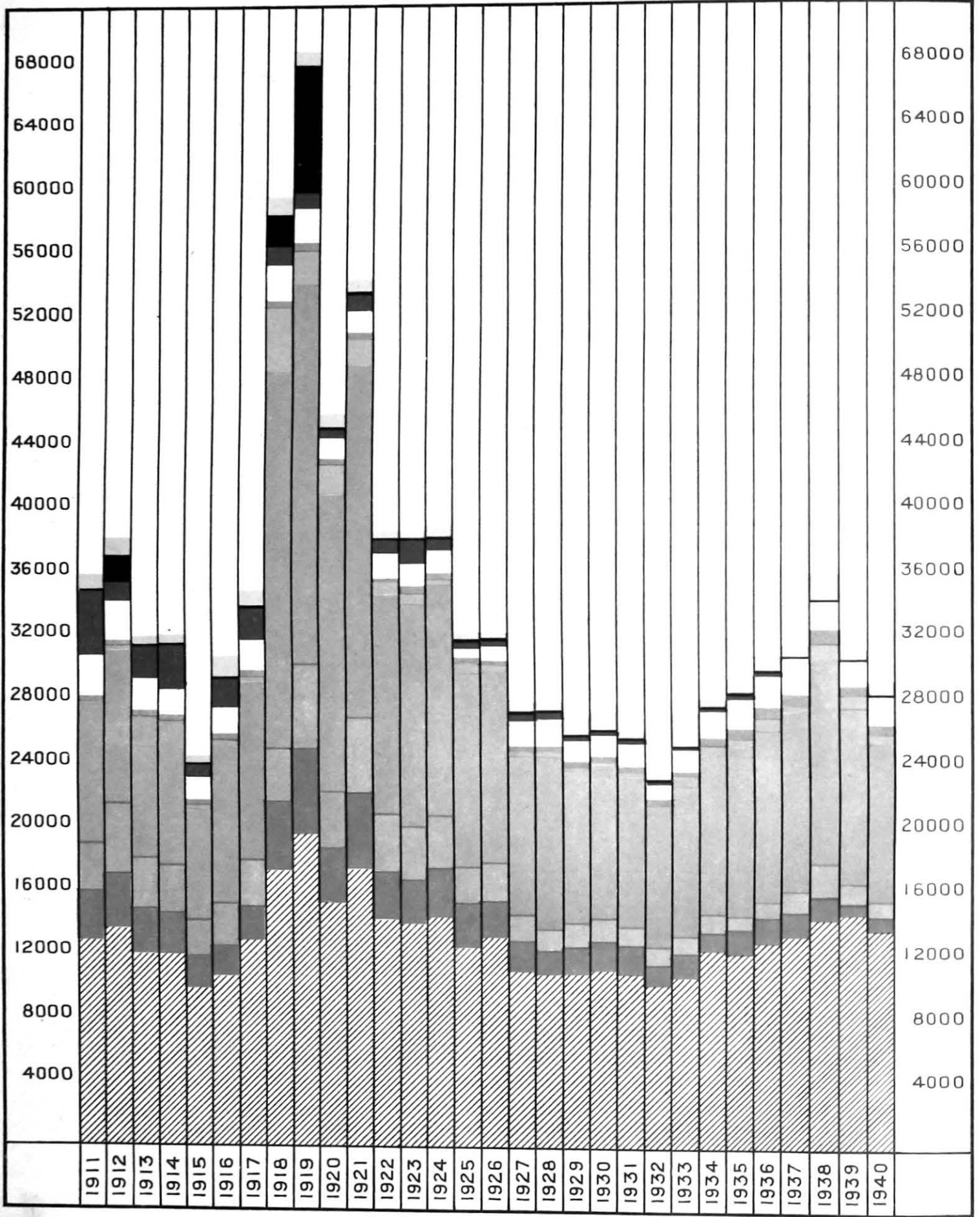
SUMMARY OF STATISTICS for the year 1938.

Population by the Census of 1931	1,161,383
Area of Bombay City and Island	24.19 Sq. Miles,
Average density per acre	75
Number of live-births registered	36,748
Birth-rate per 1,000 living	31.6
Number of deaths	35,999
Death-rate per 1,000 living	31.0
Number of deaths among infants (under 1 year)	9,801
Infant deaths per 1,000 births	267
Plague—number of deaths from	Nil.
„ Death-rate	—
Small-pox—number of deaths from	1,862
„ Death-rate	1.6
Cholera—number of deaths from	1
„ Death-rate	0.0
Influenza—number of deaths from	80
„ Death-rate	0.1
Tuberculosis—number of deaths from	2,078
„ Death-rate	1.8
Maternal Deaths	186
Maternal Death-rate per 1,000 births (including still-births)	4.2

VITAL STATISTICS.

A DIAGRAM

ANNUAL TOTAL DEATHS FROM DIFFERENT CAUSES IN BOMBAY 1911 - 1940.



SMALL POX.
 PLAGUE.
 TYPHOID.
 RESPIRATORY DISEASES.
 AGUE & REMITTENT FEVERS.

CHOLERA.
 TUBERCULOSIS.
 OTHER INFECTIOUS DISEASES.
 DIARRHOEA, ENTERITIS & DYSENTERY.
 OTHER NONINFECTIOUS DISEASES.

ANNUAL REPORT OF THE EXECUTIVE HEALTH OFFICER FOR 1938.

Review of the Year.—I have the honour to present my Annual Report on the health conditions of the City of Bombay and the administration of the Public Health Department.

The conditions of public health of the City during the year were not so satisfactory as they should have been under normal conditions. Small-pox which was prevailing at the end of the preceding year assumed an epidemic form at the commencement of the year and the epidemic lasted till the middle of May. This epidemic was soon followed by an epidemic of Enteric Fever which continued till the end of the year, although the number of cases showed a decline from the month of October.

The number of live births registered was 36,748, being 1,293 more than in 1937 and 6,738 more than the average of the last ten years (1928-37). The birth-rate calculated on the Census population of 1931 was 31.6 births per 1,000.

The total number of deaths from all causes was 35,999, being 5,231 more than in 1937, 7,092 more than the average for the last five years (1933-37) and 8,608 more than that for the preceding decennium (1928-37). The death-rate per 1,000 of Census population of 1931 was 31.0 as against 26.5 in 1937 and 22.8 the rate recorded for the decennium (1928-37).

Thus the number of births during the year was more by 749 than the number of deaths. This excess of births over deaths was equivalent to 0.6 per 1,000 population calculated on the Census of 1931 and was recorded eight times in succession. Before 1931 there was no such excess since 1866, the year in which Birth records were instituted.

There was no death from Plague during the year as against 46 the average of the last ten years (1928-37). Small-pox was in an epidemic form during the first half of the year and caused 1,862 deaths as against 688 in 1937 and 941 the average for the last decennium (1928-37).

Cholera caused one death (the case was imported) against 4 in 1937 and 21 less than the average for the ten years (1928-37).

Influenza was prevalent in a mild form in the City during the year and caused 80 deaths as against 68 in the preceding year and 71 the average for the last decennium (1928-37).

The deaths from diseases of the Respiratory System numbered 13,584, being 2,343 more than in 1937 and 3,710 more than the average of the last ten years (1928-37).

Tuberculosis accounted for 2,078 deaths as against 2,037 in 1937 and 1,710 the average for the preceding decennium (1928-37).

One hundred and three deaths were due to Malaria, being 30 more than in 1937 and 32 less than the average of the last decennium (1928-37). There were 1,065 deaths from Ague and Remittent Fever as against 1,298 in 1937. The average number of deaths for the last ten years (1928-37) from Malaria was 135 and from Ague and Remittent Fever 1,373.

The deaths among infants under one year of age numbered 9,801 against 8,688 in 1937 and 7,856 the average for the last ten years (1928-37). The rate of infant deaths per 1,000 births registered was 267.0 as against 245.0 for the preceding year and 261.8 the mean for the preceding decennium (1928-37).

Compared with the decennial averages (1928-37) the total number of deaths shows an increase of 8,608, the principal increase in the mortality being 3,710 under Respiratory diseases, 368 under Tuberculosis, 514 under Congenital Debility and Diseases of Early Infancy, 921 under Small-pox, 323 under Diarrhoea and Enteritis, 258 under Dysentery, 286 under Enteric Fever, 73 under Cerebro-spinal Fever, 34 under Diphtheria, 523 due to old age and 120 due to Violence, 134 under Measles, 142 under Diseases of Nervous System and 12 under Leprosy.

On the other hand there was decrease in the deaths under Ague and Remittent Fever by 308, under Malarial Fever by 32, under Puerperal state by 17, under Cholera by 21 and under Influenza by 9.

Area and Population.—The area of the City and Island is 24.19 square miles (15,480 acres). The area has been increased by 414.68 acres on account of the Reclamation Works at Back Bay. Of the increased area 246.87 acres are in Middle and Lower Colaba, 77.81 acres in Esplanade and 90.00 in Dhobi Talao Sections. The average density of population of the City worked out on the increased area is 75 per acre, as shown by sections in Table No. 2 (Appendix).

The population at the Census of 1931 numbered 1,161,383 as shown below by Wards and in Table No. 1 (Appendix) by sections. On this population, the calculations of birth-rates and death-rates have been based in this Report.

Ward.	POPULATION		Comparison of figures in Col. 3 with those in Col. 2 in Column 2.
	By the Census of 1921.	By the Census of 1931.	
A	74,440	64,020	-10,420
B	129,575	114,365	-15,210
C	198,384	205,476	+ 7,092
D	146,029	153,593	+ 7,564
E	276,149	273,050	- 3,099
F	145,285	159,514	+14,229
G	167,920	163,775	- 4,145
Harbour, Docks, Railways and Unknown.	38,132	27,590	-10,542
Total	1,175,914	1,161,383	-14,531

It will be seen from the above table that compared with the Census of 1921, the population has decreased by 14,531 or 1.23 per cent. as against an increase of 20 per cent. during the decennium 1911-20.

As has been stated in the previous Report, the results obtained on the calculations of vital statistics based on this population figure are not only incorrect, but actually reflect unfairly on the health administration of the City. The circumstances under which the present population of the City may be assumed to be much in excess of that of 1931 have also been stated before.

Applying the same method of calculating the estimated population as was done until the year 1927, it will not be incorrect to assume that the estimated population of the City for 1938 was 13,96,940 and the death-rate for the year on this assumption would have been 25.8 as against 31.0 according to the Census population of 1931.

Registration of Births and Deaths.—The history of the development of Registration of Births and Deaths has been narrated in the Annual Report for 1934-35.

BIRTHS AND BIRTH-RATES.

As stated above, the number of live births registered during the year was 36,748 excluding 2,565 still-births. It was 1,293 more than in 1937 and 6,738 more than the average of the decennium (1928-37).

The birth-rate calculated on the Census population of 1931 was equivalent to 31.6 births per 1,000. This is the highest birth-rate recorded for the City since the registration of births was started in 1866.

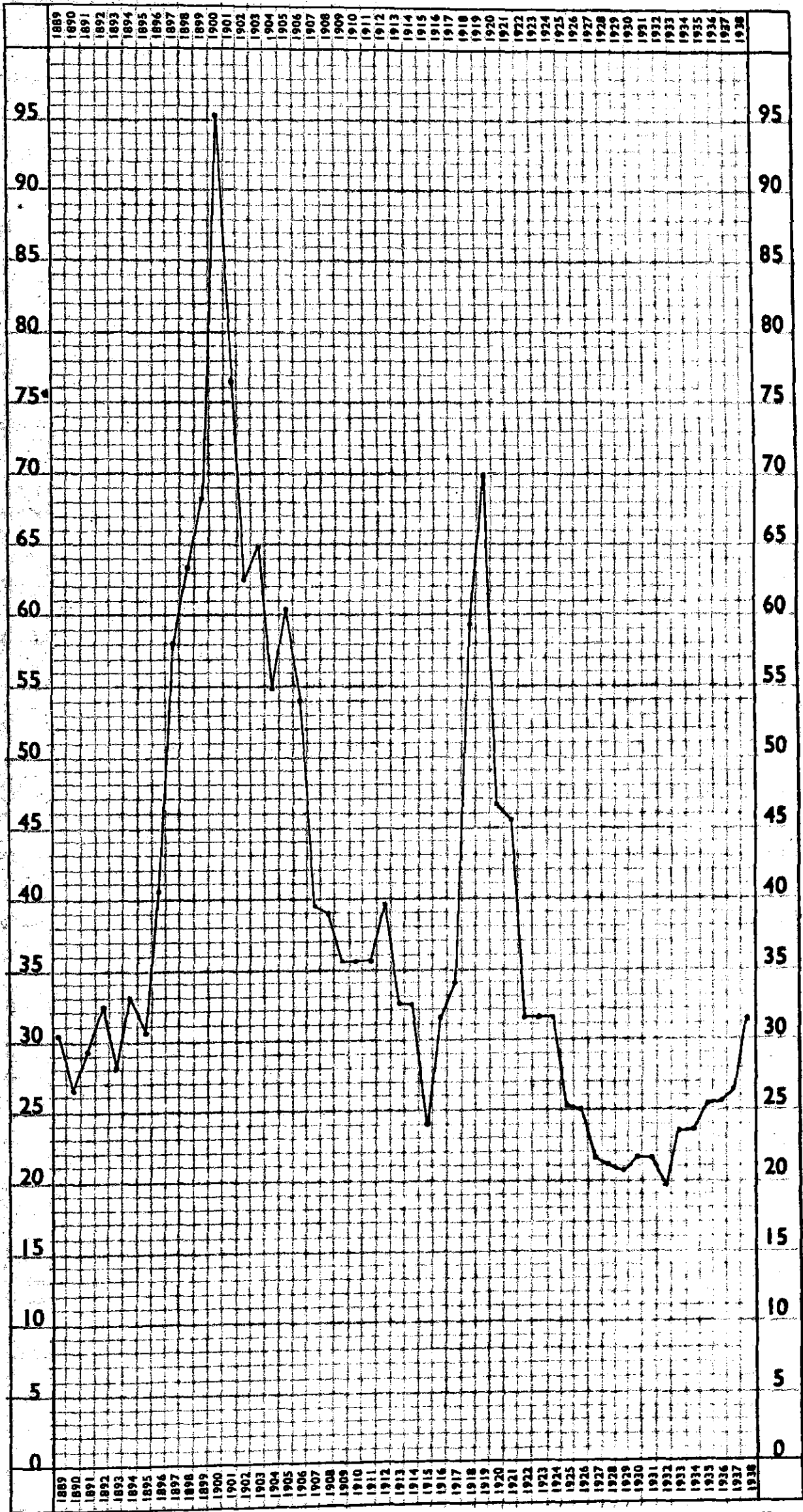
Of the children whose births were registered, 18,847 were males and 17,901 were females, the proportion of males to females being 1,053 to 1,000.

The birth-rate recorded year by year for the City is probably not a fair measure of the true fertility of the population and is certainly underestimated. This defect is in part due to the custom whereby married women leave the City for their confinement and register their children in the mofussil districts where they are born and partly to the negligence of the parents in failing to give information of the birth to the Municipality.

The negligence in registering births has been obviated to some extent by the maternity benefit offered to the labour classes who now voluntarily get the births of their children registered and also by frequent visits paid by the Birth Registration Karkuns to different residential quarters to secure as many unregistered births as possible.

A DIAGRAM

ANNUAL DEATH RATE IN BOMBAY 1889 — 1938



Births by Months.—The following table shows the number of births registered in each month of 1936, 1937 and 1938 and the average of the preceding five years. The noteworthy feature of the table is that the number of births registered is higher in the second half of the year than it is in the first; a feature repeated in the return year after year without exception:—

Period	January	February	March	April	May	June	July	August	September	October	November	December	Total
1933-37	3,099	2,526	2,605	2,515	2,523	2,450	2,653	2,643	2,856	3,218	3,381	3,618	34,087
1936	3,170	2,817	2,824	2,611	2,588	2,658	2,856	2,852	3,020	3,208	3,535	3,771	35,905
1937	3,466	2,567	2,786	2,648	2,722	2,569	2,686	2,686	2,844	3,106	3,415	3,660	35,455
1938	3,200	2,764	2,921	2,793	2,801	2,616	2,799	2,865	3,183	3,373	3,436	3,997	36,748

Of the total number of births 39,313 (including 2,565 still-births), 30,078 or 76.5 per cent. took place in the Municipal, Government and Private Institutions doing maternity work (vide pages 11 to 13).

Birth-rate by Races.—It will be seen from Table No. 3, appended to this Report that among the different communities inhabiting the City, Hindus Low Caste (49), Indian Christians (41) and Jews (36) showed birth-rates higher than the rate for the whole population. The lowest birth-rate, namely 16, was recorded among Europeans as against 15 in 1937.

Still-births.—The number of infants certified as still-born was 2,565 as against 2,340 in 1937, and the decennial average 2,169. Still-births are excluded in this Report from all figures relating to deaths and births not expressly defined as still-births.

DEATHS AND DEATH-RATES.

The total number of deaths registered from all causes during the year was 35,999 against 30,768 in 1937. It was 7,092 more than the average annual mortality of the quinquennium (1933-37) and 8,608 more than the average mortality of the preceding 10 years (1928-37).

The death-rate per 1,000 persons living was 31.0 as against 26.5 in 1937, 25.8 in 1936 and 22.8 the average for the preceding decennium. The death-rate (like the birth-rate) is invariably high amongst the poorer classes, and as an unduly large proportion of the population of the City belongs to the most poorly paid sections of Society, the general death-rate is raised by that of the unusually large proportion of the very poor. The Census of 1931 showed that 74 per cent. of the population belong to the poorer classes and live in one-room tenements.

The social and economical causes usually tend to contribute towards the increased death-rate, but during the year under review in addition to these factors the chief causes for the higher death-rate were the epidemic diseases such as Small-pox and Typhoid.

The annual death-rates during the last fifty years are indicated in the Diagram "A" facing this page.

Mortality by Sex and Age.—Of the total number of 35,999 deaths in the year, 19,531 were among males and 16,468 among females. The larger number of deaths among males is due to the preponderance of males who constitute nearly fifty-five per cent. of the population, the actual death-rate being higher among females. Thus male death-rate was 26 and the female death-rate 40 in 1938 as against 22 and 35, respectively, in 1937.

The following table shows the proportional contribution to the total deaths of each age group in the two sexes:

Age Period	1936.		1937.		1938.			Percentage
	Total Mortality.	Percentage.	Total Mortality.	Percentage.	TOTAL MORTALITY.			
					Male.	Female.	Persons.	
Under 1 year	8,948	29.9	8,688	28.2	5,219	4,582	9,801	27.2
1 to 5 years	5,340	17.8	5,740	18.7	3,515	3,596	7,111	19.8
5 to 10 "	870	2.9	1,029	3.3	625	691	1,316	3.7
10 to 15 "	504	1.7	509	1.6	291	319	610	1.7
15 to 20 "	792	2.7	786	2.5	493	572	1,065	2.9
20 to 30 "	3,261	10.9	3,156	10.3	1,967	1,952	3,919	10.9
30 to 40 "	2,734	9.2	2,733	8.9	1,840	1,254	3,094	8.7
40 to 50 "	2,047	6.8	2,205	7.2	1,774	689	2,463	6.8
50 to 60 "	1,751	5.8	1,895	6.2	1,431	708	2,139	5.9
60 years and above	3,686	12.3	4,027	13.1	2,375	2,105	4,480	12.4
Age unspecified	3	0.0	1	..	1	..
Total	29,934	100.0	30,769	100.0	19,531	16,468	35,999	100.0

It will be seen from the table that the percentage of deaths among infants under one year of age to the total mortality in the year under notice was higher, as in the past, than in the case of any other age-group.

CAUSES OF DEATHS.

The tabulation of deaths by causes since 1935 is carried out in accordance with the "Manual of International List of Causes of Deaths as adapted for use in England and Wales, 1929 Edition." Table No. 12 (Appendix) includes the full list of causes of death. All other statements of the cause of death are arranged in the form of the Short List of Causes adopted by the Registrar-General for England and Wales and the Local Government Board with certain sub-divisions which were found important for tabulation purposes in the City of Bombay.

Certification of Cause of Death.—The total number of certificates of the cause of death received in the year was 13,618 against 11,930 in 1937; of these 4,586 were from private qualified Medical Practitioners, 39 from Hakims and Vaidyas and 7,698 from the Medical Officers of various Hospitals, the cause of death in 219 cases was certified by the Commissioner of Police and in 1,076 cases by the Coroner of Bombay.

The percentages of deaths certified to the total number of deaths in 1938 and the preceding five years are shown in the following table:—

Year.	Number of Certificates of the Cause of Death received from						Percentage of Total Certificates received to the Total Mortality.
	Medical Officers of Hospitals.	Private Medical Practitioners.	Hakims and Vaidyas.	Commissioner of Police.	Coroner of Bombay.	Total	
1933	5,111	3,452	19	135	757	9,474	35.06
1934	5,338	4,174	16	179	762	10,469	38.25
1935	6,134	4,068	25	218	835	11,280	38.51
1936	6,286	3,636	9	200	940	11,071	36.98
1937	8,478	4,329	18	181	924	11,930	38.77
1938	7,698	4,586	39	219	1,076	13,618	37.83

The District Registrars verified the cause of death in 22,381 cases on the information gathered from the relatives of the deceased.

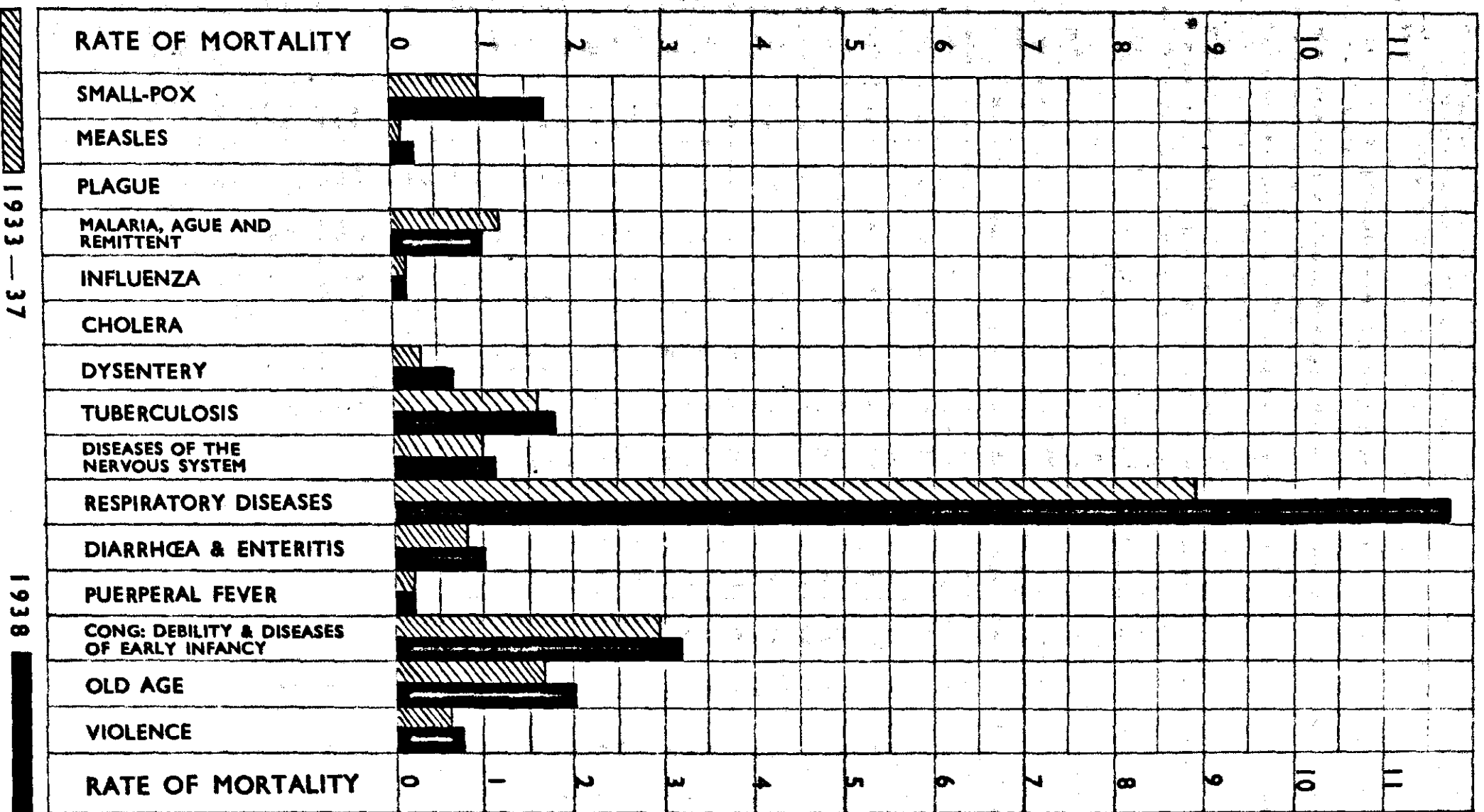
Copies of Certificates issued.—During the year 3,114 copies of registry of death, 1,870 copies of the certificates of birth and 4 true copies of birth and death reports were issued. The total fees received for copies of certificates and reports for searches of birth and death registers for various periods and for producing registers in Courts of Law amounted to Rs. 4,818-9-8 against Rs. 4,653-0-4 in 1937.

Under Corporation Resolution No. 462 of 14th September 1936, the Corporation decided to issue certificates of birth free of charge to women claiming maternity benefits. Such certificates are accordingly being issued free of charge. The total number of these certificates issued was 932.

Principal Causes of Death.—Table of Deaths and Death-rates from Epidemic Diseases and certain other Principal Causes of death in 1938 and 1937 with averages for 10 years (1928-37):—

Causes of Death.	1938.		1937.		Average of years (1928-37).	
	Number of Deaths.	Death-rate per 1,000 of Population.	Number of Deaths.	Death-rate per 1,000 of Population.	Number of Deaths.	Death-rate per 1,000 of Population.
Principal Epidemic Diseases—						
Small-pox	1,862	1.6	688	0.6	941	0.8
Measles	269	0.2	211	0.2	135	0.1
Plague					46	0.0
Enteric Fever	507	0.4	344	0.3	221	0.2
Malarial Fever	103	0.1	73	0.1	135	0.1
Ague and Remittent Fever	1,065	0.9	1,298	1.1	1,373	1.2
Influenza	80	0.1	68	0.0	71	0.1
Cholera	1	0.0	4	0.0	22	0.0
Dysentery	642	0.6	548	0.5	384	0.3
Diphtheria	63	0.1	55	0.0	29	0.0
Other Principal Diseases—						
Tuberculosis	2,078	1.8	2,037	1.7	1,710	1.5
Cerebro-Spinal Fever	138	0.2	156	0.1	65	0.1
Diseases of the Nervous System	1,257	1.1	1,114	1.0	1,115	0.9
Respiratory System	13,584	11.7	11,241	9.7	9,874	8.2
Diarrhoea and Enteritis	1,220	1.0	1,114	1.0	897	0.7
Puerperal State	186	0.2	165	0.1	203	0.2
Congenital Debility and Diseases of early Infancy	3,642	3.1	3,420	2.9	3,128	2.6
Old Age	2,332	2.0	2,120	1.8	1,809	1.5
Leprosy	52	0.0	28	0.0	40	0.0
Violence	835	0.7	791	0.7	715	0.6
Other Causes	6,083	5.2	5,293	4.8	4,478	3.7
Total	35,999	31.0	30,768	26.5	27,391	22.8

B
DIAGRAM
DEATH RATE PER 1000 OF POPULATION
FROM PRINCIPAL CAUSES IN BOMBAY IN 1938
AND THE QUINQUENNIAL AVERAGES IN
1933 — 1937



1933 — 37

1938

It will be seen from the table and Diagram B that diseases of the Respiratory System caused as usual, a higher death-rate 11.7 than any other group. A large proportion of deaths from Respiratory diseases occur among infants and children under 5 years of age. The increase in the death rate from diseases of the Respiratory system during the year under review has partly to be attributed to the Small-pox epidemic as complications of the Respiratory system are very common in Small-pox. Congenital Debility and Diseases of early Infancy constituted the next most fatal group, giving death-rate of 3.1 per 1,000 persons living. The groups coming next on the list for the year under report are the deaths attributed to Old Age (2.0), Tuberculosis (1.8), Small-pox (1.6), Diseases of Nervous System (1.1), Malaria, Ague and Remittent Fever (1.0) and Diarrhea and Enteritis (1.0).

Relapsing Fever, Scarlet Fever and Whooping Cough have been omitted from the above short table of principal causes. There was no death from Relapsing Fever and Scarlet Fever caused 1 death during the year. The number of deaths during the year from Whooping Cough was 13.

Table No. 12 appended to the Report gives detailed information regarding deaths by months and causes.

The mortality from Plague, Small-pox, Cholera, Influenza, Tuberculosis and Fevers in 1938 is discussed on pages 17 to 22.

The mortality rates for several diseases among different races in the City are shown in Table No. 15 appended to the Report.

Mortality by Months.—The following table shows the total number of deaths registered on each day and in each month of the year. The number of monthly total deaths in 1937 is added to the table for comparison.

TABLE SHOWING THE DAILY AND MONTHLY TOTAL DEATHS IN 1938 AND THE MONTHLY NUMBER IN 1937.

Date.	MONTHS.												Total.
	Jan.	Feb.	Mar.	April.	May.	June.	July.	Aug.	Sept.	Oct.	Nov.	Dec.	
1	79	103	128	109	75	81	116	131	78	74	77	86	1,137
2	99	104	134	113	90	87	130	115	90	77	67	84	1,190
3	91	127	129	111	95	58	120	103	83	68	82	80	1,157
4	111	129	103	122	116	94	80	102	79	78	71	81	1,166
5	102	110	109	143	87	101	111	105	98	89	91	99	1,245
6	94	120	102	112	88	69	108	113	89	79	99	88	1,161
7	115	147	114	106	101	81	120	91	88	98	69	85	1,310
8	116	116	147	108	89	76	109	98	94	88	78	88	1,207
9	89	114	117	109	85	94	114	93	87	78	73	73	1,126
10	114	122	115	115	110	53	113	107	79	86	92	85	1,191
11	125	111	110	107	98	80	109	88	96	86	91	78	1,179
12	115	134	125	104	92	86	85	98	92	87	95	100	1,213
13	110	115	112	102	92	69	141	81	81	85	87	95	1,170
14	103	129	95	117	91	68	124	92	83	69	79	80	1,130
15	106	138	124	106	89	87	121	101	81	81	92	75	1,201
16	109	124	122	91	63	79	117	103	88	68	80	83	1,127
17	107	136	121	97	78	96	140	96	90	97	83	88	1,229
18	124	132	115	108	92	68	96	115	79	97	83	98	1,207
19	103	133	113	108	114	87	107	96	85	105	107	84	1,242
20	111	131	116	114	93	61	114	90	92	85	88	92	1,187
21	130	118	116	86	83	91	124	81	79	89	108	84	1,189
22	118	127	128	81	78	92	113	107	90	85	99	101	1,219
23	114	133	113	118	76	88	142	96	95	69	100	87	1,231
24	102	96	111	92	105	83	104	90	82	89	84	95	1,133
25	116	133	109	71	94	92	103	83	80	82	84	86	1,133
26	108	160	131	103	75	80	121	88	81	114	103	78	1,242
27	99	127	103	112	82	89	133	73	79	94	115	89	1,195
28	118	123	104	86	112	93	110	83	105	86	93	81	1,194
29	104	..	141	96	92	76	114	76	91	85	67	92	1,034
30	132	..	118	109	77	95	112	88	79	86	92	90	1,078
31	121	..	106	..	95	..	94	86	..	93	..	81	676
1938	3,385	3,492	3,631	3,156	2,807	2,454	3,545	2,969	2,593	2,642	2,629	2,696	35,999
Total 1937	2,560	2,195	2,440	2,525	2,639	2,384	2,693	2,867	2,445	2,574	2,488	2,958	30,768

The incidence of deaths from principal causes in different months is shown in Table No. 12 appended to this Report.

Mortality by Sections.—It will be seen from Table No. 6 (Appendix) which gives total deaths and death-rates in each Section in 1938 and the quinquennial averages (1933-37), that rates higher than the general death-rate were recorded in Mahim (44.5), Dongri (44.3), Worli (41.1), Kamathipura (38.3), Sewri (37.9), Sion (36.9), Tardeo (32.4), Umarkhadi (32.0), Byculla (31.9), and Parel (31.5).

The Sections of Tarwadi, Upper Colaba, Esplanade, Byculla and Parel contain Hospitals and would exhibit a much lower death-rate, but for the fact that for want of residential addresses of many of the patients who die in those institutions, the deaths have to be referred to the sections containing the Hospitals instead of to those where the patients resided before admission.

Upper Colaba contains the Colaba Station (Military) Hospital (117 beds), the British Family Hospital (42 beds) and the Indian Military Hospital (75 beds).

Esplanade contains the St. George's Hospital (186 beds), Cama and Allibless Hospital (135 beds) and Gokuldas Tejpal Hospital (136 beds).

Khetwadi contains the Sir Harkisondas Hospital (110 beds).

Mahalaxmi contains the Parsee General Hospital (163 beds) and Bhatia General Hospital (45 beds).

Tarwadi contains the Sir Jamshedji Jijibhoy Hospital (355 beds), Sir Cawasji Jehangir Ophthalmic Hospital (792 beds), Bai Motlibai and D. M. Petit Hospitals (60 beds), the Maratha Hospital (80 beds) and B. J. Children Hospital (50 beds).

Byculla contains the St. Joseph's Foundling Home, Arthur Road Infectious Diseases Hospital (324 beds), Adams Wylie Hospital (69 beds) and Bai Yamunabai L. Nair Hospital (74 beds).

Parel contains the King Edward VII Memorial Hospital (370 beds), the Nowroji Wadia Maternity Hospital (150 beds) and the Bai Jerbai Wadia Hospital for Children (102 beds).

Deaths by Occupation.—The death-rate recorded for persons following different occupations are shown in Table 18 appended to the Report.

INFANT MORTALITY.

The deaths among infants under one year of age numbered 9,801, being 1,113 more in the preceding year and 1,945 more than the annual average of the decennium (1928-37).

The infant mortality rate expressed as the number of deaths in infants per 1,000 registered births was 267 for the year 1938. The lowest rate was 218 registered in 1932.

Of the 9,801 infants who died within one year of their birth, 7,632 or 77.9 per cent. were born in Bombay City and 2,169 or 22.1 per cent. in the mofussil (*vide* Table at page 8) showing the place of birth of these infants. The birth of these 2,169 infants were thus not registered in the City register. If, therefore, the figure 2,169 be excluded from the total number of infants who died in the City during the year, the rate of infant deaths per 1,000 births registered would be 207 instead of the official figure 267 as shown above.

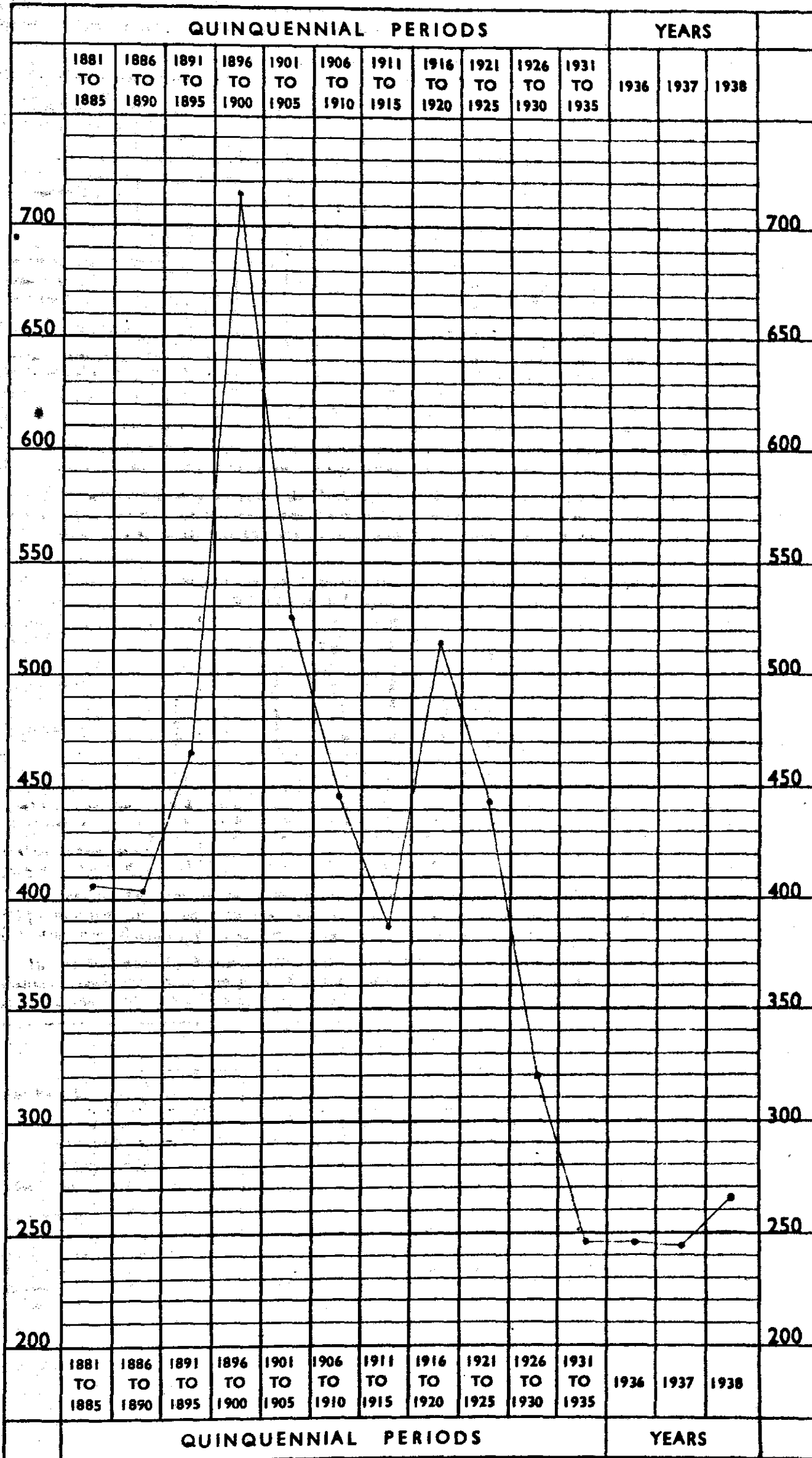
The Diagram C facing this page shows the incidence of Infant-Mortality rate during the last 58 years.

Cause of Death.—It will be seen from Table No. 13 (Appendix) that 7,386 or nearly 75.4 per cent. of the total deaths in infants were due to diseases of the Respiratory System, Infantile Debility and Premature Birth, against 6,671 deaths, or 76.8 per cent. in 1937. Diarrhoea and Enteritis caused 600 deaths, Malaria, Ague and Remittent Fever and Fever not defined 119 deaths and Convulsions 583 deaths. The deaths from Small-pox and Measles numbered 442 and 73, respectively.

INFANT MORTALITY FROM PRINCIPAL CAUSES FROM 1933-38 :—

Cause of Death.	1933.	1934.	1935.	1936.	1937.	Average 1933 to 1937.	1938.	More or less.
Small-pox	717	33	306	214	165	287	442	+155
Measles	18	27	60	42	54	40	73	+33
Malarial Fever	9	9	9	3	4	7	2	-5
Ague and Remittent Fever and Fever not defined	167	186	146	114	128	148	117	-31
Diarrhoea and Enteritis	414	455	425	539	558	478	600	+122
Dysentery	19	40	41	48	83	46	74	+28
Infantile Debility and Malfor- mation including Premature Birth	3,019	3,384	3,280	3,651	3,392	3,345	3,637	+292
Diseases of the Respiratory System	2,828	2,983	3,039	3,174	3,279	3,061	3,749	+688
Convulsions	594	562	563	683	560	592	583	-9
All Causes	8,320	8,253	8,455	8,946	8,688	8,531	9,801	+1,270

C
DIAGRAM
DEATHS IN INFANTS
PER 1000 BIRTHS IN BOMBAY
1881 — 1938



Quinquennial Averages.—Compared with the averages of the preceding five years, the total number of deaths was more by 1,270, the principal increase in the mortality being 122 under Diarrhoea and Enteritis, 292 under Infantile Debility and Premature Birth, 688 under diseases of the Respiratory System, and 155 under Small-pox.

Age at Death.—The following table classifies the infantile deaths from principal causes in 1938 under the age groups, under 7 days, 1-4 weeks, 1-6 months and 6-12 months:—

TABLE OF DEATHS AMONG INFANTS FROM PRINCIPAL CAUSES BY AGE-PERIODS IN 1938.

Age-Period.	Small-pox.	Measles.	Malarial Fever.	Ague and Remittent Fever and Fever not defined.	Diarrhoea and Enteritis.	Dysentery.	Infantile Debility and Malformation including Premature Birth.	Diseases of the Respiratory System.	Convulsions.	All Causes.	Percentage of death in age-period to the total deaths under 1 year of age.
Under 7 days	11	2	..	4	40	1	1,648	32	115	1,878	19.2
1 to 4 weeks	11	2	..	6	114	1	1,202	90	104	1,572	16.0
Total under 4 weeks.	11	2	..	10	154	2	2,850	122	219	3,450	35.2
4 weeks to 6 months.	187	26	2	43	232	23	616	1,202	239	2,822	28.8
6 to 12 months	244	45	..	64	214	49	171	2,335	125	3,529	36.0
Total	442	73	2	117	600	74	3,637	3,749	583	9,801	100.0

Of the total deaths among infants, 1,878 or 19.2 per cent. took place in the first week of life and 1,572 or 16.0 per cent. in the age-period of 1 to 4 weeks.

The mortality among infants who had not completed the first month of life was thus 3,450 or 35.2 per cent. of the total infant deaths. The number of deaths in the groups 4 weeks to 6 months and 6 to 12 months was 2,822 and 3,529 being respectively 28.8 and 36.0 per cent.

TABLE OF PERCENTAGE OF INFANT DEATHS FROM PRINCIPAL CAUSES AT SEVERAL AGE-PERIODS IN 1938.

Age-Period.	Small-pox.	Measles.	Malarial Fever.	Ague and Remittent Fever and Fever not defined.	Diarrhoea and Enteritis.	Dysentery.	Infantile Debility and Malformation including Premature Birth.	Diseases of the Respiratory System.	Convulsions.	Other Causes.	All Causes.
Under 7 days	0.0	0.0	0.0	0.2	2.1	0.1	87.8	1.7	6.1	2.0	100.0
1 to 4 weeks	0.7	0.1	0.0	0.4	7.3	0.2	76.2	5.8	6.6	2.7	100.0
4 weeks to 6 months.	6.6	1.0	0.1	1.5	8.2	0.8	21.6	45.8	8.5	5.7	100.0
6 to 12 months	7.0	1.3	0.0	1.8	6.0	1.4	4.8	66.2	3.5	8.0	100.0
Total percentage for all ages upto one year.	4.5	0.7	0.0	1.1	6.1	0.8	37.1	38.3	5.0	5.4	100.0

The salient features of the above table are the magnitude of the role played by debility and prematurity in the causation of deaths in the first 4 weeks of life and the large proportion of deaths from Respiratory diseases during the remaining 11 months of infancy.

Infant Mortality by Months.—The sub-joined table shows the number of deaths among infants in each month of the year. For comparison the monthly total number of deaths at ages of 1 year and upwards is also inserted.

Age-Period.	NUMBER OF DEATHS.												
	January.	February.	March.	April.	May.	June.	July.	August.	September.	October.	November.	December.	Total.
Under 1 year	860	905	928	838	697	747	1,182	858	700	681	722	682	9,801
1 year and upwards	2,525	2,587	2,703	2,318	2,110	1,707	2,363	2,111	1,892	1,961	1,907	2,013	26,198

Table No. 13 appended to the Report shows the number of deaths among infants under one year of age by causes in detail and by months.

Infantile Mortality by Races.—The following table shows the death-rates among infants of different Nationalities and Castes.

INFANT MORTALITY BY CASTE AND INFANTILE DEATH-RATE PER 1,000 OF BIRTHS REGISTERED IN EACH CASTE IN 1938.

Race or Caste	Deaths under 1 year.	No. of Births registered.	Infant Mortality per 1,000 of births registered.
Hindus, low caste	1,683	5,069	332
Hindus, other castes	5,774	21,249	272
Mussalmans (including Negro Africans)	1,489	6,031	247
Parsees	114	1,025	111
Jews	44	314	140
Indian Christians	633	2,675	236
Anglo-Indians	27	155	174
Europeans	11	154	71
Buddhists	6	51	117
Other and Unknown Castes	20	25	
Total	9,801	36,748	267

Infant Mortality by Sections.—The death-rate among infants under one year of age per 1,000 births registered in several sections in the City are shown in the last column of Table No. 2 appended.

In the case of each death of an infant, special inquiries were made by the District Registration Staff as to whether the birth of the child had taken place in the City or outside it, and if the former whether the birth was registered in the City before or after death. The result of this inquiry is embodied in the sub-joined statement with a view to ascertain the incidence of infant mortality in a class of population inhabiting a particular locality.

STATEMENT SHOWING THE PLACE OF BIRTH OF CHILDREN WHO DIED BEFORE COMPLETING TWELVE MONTHS OF AGE IN 1938.

Ward.	Sections.	BOMBAY BORN.		Born out of Bombay.	Total.
		Births Registered.			
		Before Death.	After Death.		
A	Upper Colaba	11	3	5	19
	Middle and Lower Colaba	72	12	32	116
	Fort, South	6	1	3	10
	Fort, North	105	19	49	173
	Esplanade	67	8	21	96
B	Mandvi	179	41	32	252
	Chukla	88	13	22	123
	Umarchadi	233	42	54	329
	Dongri	131	12	28	171
C	Market	123	25	52	200
	Dhobi Talao	242	33	82	357
	Fanaswadi	172	24	51	247
	Bhuleshwar	193	33	53	279
	Khara Talao	112	12	44	168
D	Kumbharwada	176	35	62	273
	Khetwadi	197	32	59	288
	Girgaum	187	29	73	289
	Chowpati	50	9	12	71
	Walkeshwar	53	7	21	81
	Mahalakshmi	187	29	81	297
E	Mazgaon	222	29	68	319
	Tarwadi	294	52	106	452
	Second Nagpada	107	18	31	154
	Kamathipura	247	41	99	387
	Tardeo	179	34	69	282
F	Byculla	563	82	205	850
	First Nagpada	26	5	9	40
	Parel	353	72	108	533
	Sewri	153	21	62	246
G	Sion	571	81	188	840
	Mahim	375	49	146	570
	Worli	901	111	203	1,215
	Harbour, Docks, Railways and Unknown	25	10	39	74
	Total	6,610	1,022	2,169	9,801
	Percentage	67.4	10.5	22.1	100.0

This information has been introduced only since 1930 and during these nine years, a material change is noticed. The percentage of deaths amongst children born in the mofussil, and not registered in the City to the total infant deaths in 1938 is 22.1 against 21.8 in 1937, 21.1 in 1936, 18.3 in 1935 and 14.2 in 1934.

INFANT MORTALITY BY THE NUMBER OF ROOMS OCCUPIED IN 1938.

Number of Rooms	BIRTHS.		DEATHS IN INFANTS.		Infant Mortality per 1,000 Births Registered.	
	Number.	Percentage.	Number.	Percentage.	1938.	1937.
Roadside	7	..	34	0.3
1 Room and under	25,101	68.3	7,836	80.0	312	273
2 Rooms	7,148	19.4	1,359	13.9	190	214
3 Rooms	1,516	4.1	335	3.4	221	215
4 or more Rooms	1,590	4.3	161	1.6	101	95
* Information not available	1,386	3.8	76	0.8	55	52
Total	36,748	100.0	9,801	100.0	267	245

* From outside the City.

The percentage of population occupying tenements of one room to the total number of occupants of all classes of tenements in the City by the Census of 1931 was 74. Of the 36,748 births registered in the year, 25,108 or 68.3 per cent. occurred in families living alone in a single room or sharing it with others and the number of deaths in infants in this class of population was 7,836 or 80.0 per cent. of the total infant mortality. The information regarding the tenement in the case of the last item in the above table was not available as cases of confinement were admitted also from the Suburbs in different Maternity Homes in the City.

It will also be observed from the statement that the rate of deaths among infants in single-room tenements per 1,000 births in such tenements during the year was 312 as against 273 in 1937 and that the proportion of deaths and births varies inversely as the number of rooms occupied by the parents. These statistics corroborate the fact which has been often stated in the previous reports as regards the effect of housing conditions on Infant mortality.

PREVENTION OF INFANTILE MORTALITY.

The work which is being done for the reduction of infant mortality may be described under the following heads:—

- (i) Visits by the Municipal District Nurses for the purpose of getting into touch with prospective mothers and for discovering cases of sickness especially among women and children and unvaccinated children; for enquiry into the condition of new born infants; and for giving instructions by homely talks as to the care and rearing of children.
- (ii) Attendance on confinements in the houses of the people.
- (iii) Provision of necessaries and comforts during the lying-in period.
- (iv) Maternity Homes.
- (v) Infant Welfare Centres and Infant Milk Depots.

Municipal Nurses.—The number of Municipal Nurses employed is ten, one being attached to each of the ten District Registrar's offices. They visit daily the localities and the chawls inhabited by the poor and help to diffuse and popularise elementary knowledge of the principles of health and hygiene and to carry such knowledge into the homes and lives of the ignorant; they give advice on the prevention of disease and the care and up-bringing of infants and bring to the notice of the authorities unregistered births, unvaccinated children and cases of sickness; they also persuade prospective mothers to go to the Maternity Homes provided for them free. Where this provision is not taken advantage of, they attend on the women in their own houses providing the needy with bedding for their confinement, and with food in the shape of milk and bread during the first seven days of the puerperal period. The visits of the Nurses are frequently the means of bringing to the Municipal Dispensaries sick persons who would otherwise either not know the existence of the facilities provided or knowing would, through indifference and apathy, neglect to benefit by them.

These visits are doing much good and are welcomed and appreciated by those for whose benefit they are paid.

Summary of Work.—During the year the Municipal Nurses paid 51,747 visits to Houses, chawls and huts (against 30,002 in 1937), inquired into 1,123 cases of ordinary sickness and reported 125 cases of infectious diseases and 134 deaths in female population of the City. They also attended on 1,111 confinements (against 1,219 in 1937) and verified the reports of the Birth Karkoons on 7,746 births.

The following table summarises the information obtained by the Nurses in attendance on confinements and in visits to infants and young children :—

SUMMARY OF INQUIRIES AND OF WORK OF MUNICIPAL NURSES AND MIDWIVES, 1933-38.

	1933	1934	1935	1936	1937	1938
Total number of births (including still-born) registered	32,264	36,089	36,757	38,384	37,795	39,313*
Percentage of still-births to the total number of births registered	6.7	6.6	6.8	6.8	6.2	6.5
Number verified by the Nurses	8,642	10,563	11,850	10,449	12,220	8,900
Percentage of number verified to the total	25.9	20.3	32.2	29.1	32.3	22.6
Percentage of confinements unattended	3.4	3.6	3.2	4.5	4.5	6.5
Percentage of confinements attended by unskilled women	26.0	17.1	19.2	17.9	16.5	20.4
Percentage of confinements attended by qualified Nurses (other than Municipal)	7.9	6.9	2.8	3.3	2.5	2.9
Percentage of confinements attended by Municipal Nurses	15.5	12.1	11.0	11.4	9.9	12.5
Percentage of children born in hospitals	44.9	43.1	40.2	49.2	37.1	57.4
Percentage of children born in healthy condition	70.2	66.3	60.8	73.5	52.3	72.5
Percentage of children fed on breast	71.9	57.2	59.2	71.8	53.3	78.7
Percentage of infants dying within 30 days	6.9	5.9	5.5	5.1	5.6	5.9
Percentage of the cases where the mothers leave home for work	24.8	25.6	23.4	28.7	23.4	26.6

It will be seen from the above table that the total number of 39,313 births (including 2,565 still-births) registered in the City during the year under report, 8,900 or 22.6 were verified by the Municipal Nurses as against 12,220 or 32.3 per cent. in 1937.

The proportion of births wholly unattended was 6.5 per cent. among the cases where inquiries were made, and that of confinements attended by unskilled women 20.4 as against 4.5 and 16.5 respectively in 1937.

The percentage of confinements attended by qualified midwives (other than Municipal) was 2.9 as against 2.5 in 1937, and that of confinements attended by Municipal midwives was 12.5 as against 9.9 in the previous year. The percentage of children born in Hospital (57.4) showed a decrease of 20.3.

The percentage of children born in healthy condition was 72.5 as against 52.3 in the preceding year and that of children fed on breast was 78.7 as against 53.3 in 1937.

The proportion of infants dying within 30 days of birth rose from 5.6 to 5.9.

The percentage of mothers who left home for work leaving their children to the care of others was 26.6 as against 23.4 in 1937.

Relief to poor and needy women during confinement in the shape of necessaries and comforts such as milk, bread, blankets, charpoys and linen was continued during the year and dispensed in 253 cases as against 266 in 1937 and 251 in 1936.

Municipal Maternity Home.—There are now five Maternity Homes maintained by the Municipality.

The number of women admitted to the Homes and the number of beds in each Home was as follows:—

Maternity Homes.	NUMBER OF CASES.		Number of Beds.
	1938.	1937.	
Mahomed Haji Saboo Sidik's Maternity Home at Bellasis Road	1,586	1,473	37
Kamar Khanum Maternity Home at Victoria Cross Road.	1,309	1,421	50
Mahomed Haji Saboo Sidik's Maternity Home at Imamwada	989	989	19
Mahomed Haji Saboo Sidik's Maternity Home at Worli.	869	774	16
Sorabji Shapurji Engineer's Maternity Home at Khetwady.	709	666	12
Total	5,462	5,323	134

The total number of women admitted during the year was 5,462 as against 5,323 in 1937. The number of cases confined in the Homes was 4,903 as against 4,771 in 1937. Of the women confined 930 were primiparae.

The following statement gives the number of confinement cases in each of the Municipal, Government and Private institutions doing Maternity work during the last five years (1934-'38):—

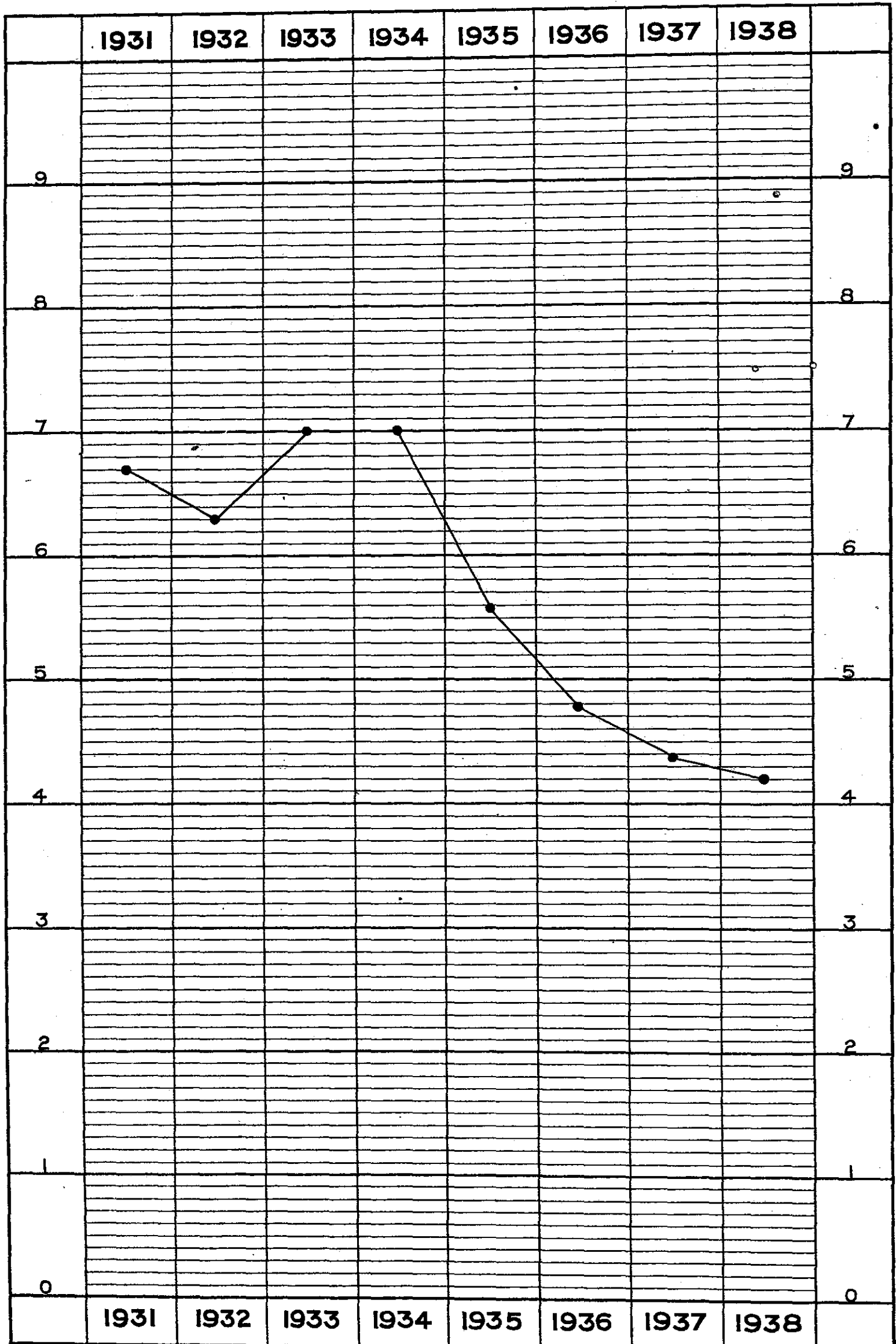
Serial No.	Maternity Homes.	No. of beds.	1934.	1935.	1936.	1937.	1938.
1	Mahomed Haji Saboo Sidik's Maternity Home, Bellasis Road	37	1,203	1,275	1,288	1,304	1,363
2	Mahomed Haji Saboo Sidik's Maternity Home, Imamwada	19	830	744	869	900	853
3	Kamar Khanum Maternity Home, Victoria Cross Road	50	1,108	1,073	1,116	1,225	1,147
4	Mahomed Haji Saboo Sidik's Maternity Home, Worli	16	558	533	624	717	806
5	Sorabji Shapurji Engineer's Maternity Home, Khetwady	12	685	722	696	625	684
6	Infant Welfare Society's Home, DeLisle Road	23	707	758	981	868	958
7	Infant Welfare Society's Home, Worli	32	632	778	778	756	831
8	Wari Bunder Port Trust Maternity Home (Conducted by Infant Welfare Society)	14	512	586	620	674	728
9	Ahiliabai Free Maternity Home	6	35	32	54	43	12
10	Ajinkya Hospital	16	212	191	192	175	173
11	Allbles and Cama Hospital	65	3,005	3,088	3,193	3,137	3,502
12	Amin's Maternity and Gynaecological Hospital	12	114	128	110	126	131
13	B. D. Petit Parsee General Hospital	10	31	24	36	23	22
14	Bai Chanabai Peraj and Keshavji Damji, Esq., Maternity Home	12	71	125	112	114	140
15	Bai Motlabai and Petit Hospital	40	1,565	1,373	1,363	1,361	1,539
16	Bombay Nursing Home (Dr. Bhajekar's)	N/A	10	12	9	1	2
17	Bhatia General Hospital	10	71	73	49	79	106
18	Bhatia Maternity Home	20	371	376	393	371	446
19	Dr. B. D. Patwardhan M. and G. Hospital	12	130	108	132	156	139
20	Dr. Bhansali's Maternity Home	10	44	91	126	170	203
21	Dr. C. M. Mehta's Hospital	16	280	268	317	324	326
22	Dr. D'Sa's Hospital	12	208	206	199	204	243
23	Drs. Kaikini and Tilak Hospital	12	146	134	156	125	167
24	Dr. Karande's Hospital	12	181	157	205	177	133
25	Dr. Kerawalla Hospital (New Hospital for Women No. 2)	15	269	422	207	197	189
26	Dr. Parekh's Hospital	Unrestricted.	421	508	390	449	450
27	Dr. J. M. Purandare's Hospital, Sandhurst Road	11	350	344	206	49	69
28	Dr. N. A. Purandare's Maternity and Gynaecological Hospital, Chowpaty Sea Face (opened on 10th July 1936)	32			143	332	333
29	Dr. T. W. Sequeira's Maternity Home	8	33	37	27	38	27
30	Dr. Miss M. N. Dalal Nursing Home	6	14	36	30	24	42
31	Dholkawalla Maternity Home	29	388	373	493	467	509
32	Eugenic Maternity Home (Dr. Sequeira's)	8	90	94	83	107	96
33	The Dadar Nursing Home (Dr. Ganti's)	3	87	117	158	98	76
34	Haji Karim Mahomed Suleman Maternity Home	10	70	74	83	80	88
	Carried forward						

Serial No.	Maternity Homes.	No. of beds.	1934.	1935.	1936.	1937.	1938.
	Brought forward.						
35	Hospital for Women and Children, Tardeo	25	203	219	225	181	196
36	Kanchangowri Maternity Home	35	1,104	1,150	1,107	926	1,021
37	Laxmi Maternity Home	10	88	96	120	93	82
38	Machado Nursing Home	6	44	53	55	44	46
39	Masina Hospital	40	247	198	164	157	148
40	Mhasker Maternity Home	25	485	478	510	539	543
41	New Hospital for Women (New Queen's Road)	15	286	422	455	472	503
42	Nowroji Wadia Maternity Hospital	150	4,653	4,654	4,728	5,070	5,163
43	Patro Hospital	3	26	49	75	100	129
44	Parsee Lying-in Hospital	50	352	383	393	327	335
45	Poly Clinic	5	44	62	55	116	103
46	Rukmani Hindu Hospital	15	392	345	579	369	425
47	Rukhmabai Maternity Home	10	112	140	167	144	127
48	Sadguru Maternity Home	10	238	251	298	261	306
49	Sakinabai Moosabhai Jafferabhai Maternity Home	18	272	322	416	304	339
50	Seth Gordhandas R. Bhagat Kalbadevi Hindu Maternity Home	25	366	451	498	576	581
51	Sir Harkisandas Narottamdas Hospital	30	463	423	439	552	696
52	St. Elizabeth's Nursing Home	4	31	33	54	57	53
53	St. George's Hospital	19	355	436	421	324	384
54	Women's Clinic (Dr. Pagnis)	8	95	183	182	165	453
55	Yamunabai Nair Hospital	8	159	138	192	162	188
56	Dadar Maternity Home	5		13	35	36	59
57	Swastic Maternity Home	4		53	65	25	28
58	Bai Sonabai and Ratanbai Maternity Home	12		57	196	187	212
59	Florence Maternity and Nursing Home (Dr. Miss Khambata)	6		2	45	35	17
60	Mandvi Maternity Home (Mrs. Laxmibai Paradkar)	7			79	123	152
61	Colony Nursing Home	2			31	46	48
62	Jankibai Maternity Home	5			52	26	31
63	Dra. Kaikini and Tilak Hospital (Dadar Branch)	7			84	93	176
64	Women's Clinic (Dr. V. M. Kerkar)	9			7	45	88
65	Dr. Saibai Ranade Hospital	5			16	50	93
66	Rukmanibai Maternity Home (opened on 1st December 1936)	10			3	88	107
67	Gynaic Maternity Home (opened on 1st January 1937) (Dr. K. V. Pai's)	4				126	134
68	Bose's Maternity Home (opened in January 1937)	2				8	9
69	New Nursing Home (Dr. S. K. Gokhale's) (opened on 14th February 1937)	4				6	12
70	Bhagini Maternity Home (opened on 7th March 1937)	8				30	57
71	Habib Ismail Khoja Hospital (opened on 26th April 1937)	12				134	181
72	Bagwe Maternity Hospital (opened on 1st August 1937)	8				16	44
73	Nursing Home and Maternity Hospital (opened on 1st June 1937)	6				25	51
74	Matunga Nursing Home, King's Circle (opened on 15th July 1937)	8				48	145
75	Dr. Mrs. Kashibai R. Sathe Maternity Hospital (opened in November 1937)	5				3	18
76	Anglo-Ayurvedic Hospital (opened on 3rd July 1937)	2				5	2
77	Dr. Thanawalla Hospital	8				25	50
78	Laxmi Lying-in Hospital (opened on 18th June 1938)	8					70
79	The Bill Nursing Home	5					3
80	Maternity and Child Welfare Centre, Colaba.	3					7
81	Dr. Mulgaonkar's Hospital (opened on 4th October 1938)	6					6
82	Mukta Maternity Home (opened on 5th August 1938)	6					5
83	Dr. Naravane's Maternity Home (opened on 4th October 1938)	4					6
84	Dr. Dandekar's Maternity and Nursing Home (opened on 1st December 1938)	2					2
85	Maternity Gyna. and Children's Hospital (opened on 4th October 1938)	10					14
86	Dr. Miss Saritaben Vibhakar's Home	2					16
87	Vora Maternity Home	4					
88	St. Francis Xavier Maternity Home						3 Closed
89	Ramabai Maternity and Gynaecological Hospital				23	27	5 Closed
	Carried forward						

D

DIAGRAM

RATE OF MATERNAL DEATHS PER 1000 OF BIRTHS 1931 - 1938.



	1931	1932	1933	1934	1935	1936	1937	1938
MATERNAL DEATHS	198	194	234	251	197	184	165	186
BIRTHS	29368	30914	33264	36089	36757	38334	37795	39313

Serial No.	Maternity Homes.	No. of beds.	1934.	1935.	1936.	1937.	1938.
	Brought forward ..						
90	St. Philomina's M. and Nursing Home ..						5 Closed
91	Jogeshwari Maternity Home ..					66	25 Closed
92	Sarvajanik Charitable Dispensary and Hospital ..						1 Closed
93	Dr. Desai Maternity Home ..					2 Closed	
94	Dhanvantary Hospital ..		5	6	4	9 Closed	
95	Dhanvantary Maternity Home (Branch French Bridge) ..					4 Closed	
96	Anand Maternity Home ..		55	43	28 Closed		
97	Dr. Mrs. Saldanha Fernandez M. and G. Hospital ..		3	13 Closed			
98	Kushalini Maternity Home ..		29	5	6 Closed		
99	Dr. Miss J. C. Pereira Maternity Home ..				42 Closed		
100	Dr. Phadke's Maternity Hospital ..		28	20 Closed			
101	Medical and Dietetic Clinic (Obstetric Department) ..				22	39 Closed	
102	Dr. N. B. Kotak's Maternity Home ..		3 Closed				
103	Dr. Mrs. Nalinibai Kalelkar's Women's Clinic ..		27	14 Closed			
104	Seva Sadan Hospital ..		27	14 Closed			
105	George Maternity Home ..		9 Closed				
	Total ..	1,284	24,635	25,433	27,187	27,758	30,078

It is interesting to note that out of 39,313 births (including 2,565 still-births) registered in the City in 1938 (30,078) or 76.5 per cent, took place in Maternity Homes, as against 73.4 per cent. in 1937. The tendency of the people to avail themselves of the available institutions is gradually and steadily on an increase. The percentage of domiciliary confinements is getting less which may be attributed again to the economical conditions.

Maternal Mortality.—The following table gives the classification of causes of death in puerperal state in 1938 as required under Corporation Resolution No. 10544 of 30th March 1931:—

No.	Specific causes of Death	No. of Deaths
<i>Diseases of Puerperal State.</i>		
1	Ante-partum Hæmorrhage ..	10
2	Post-partum Hæmorrhage ..	36
3	Toxæmias (<i>Eclampsia, Hyperemesis Gravidarum Acute Yellow Atrophy Albuminuria</i>) ..	25
4	Puerperal Sepsis (<i>Sapraemia, Septicæmia, Phlegmasia Alba Dolens Coli Infection, etc.</i>) ..	51
5	Embolism ..	3
6	Shock during or immediately after delivery ..	17
7	Anæmia of Pregnancy ..	12
8	Malaria ..	
9	Influenza, Pneumonia ..	
10	T.B. ..	
11	Heart Disease ..	
12	Operative Interference ..	
13	Ruptured Uterus ..	5
14	Breast Diseases ..	
15	Puerperal Insanity ..	1
16	Other Causes ..	26
	Total ..	186

The attached chart "D" in the case will be of interest.

Infant Welfare Society.—This Society continued its good work during the year. At the end of the year there were 7 centres, three Maternity Homes and one Crèche at DeLisle Road. Each centre is in charge of a Lady Doctor (full-time), graduate of the Bombay University, under whom there is a qualified Health Visitor.

The Health Visitor looks to the distribution of milk and assists the Lady Doctor at the Clinics and in advising mothers on infant management. She visits her district and persuades the expectant mothers to take advantage of the Maternity Homes in the City and to bring their babies to Infant Welfare Centre for milk and treatment.

The Society provides through its Centres and Homes (i) advice and instruction to mothers as to infant management ; (ii) treatment to infants for minor maladies ; (iii) baths to infants ; (iv) distribution of milk to the deserving expectant mothers and infants.

Patients sent to Maternity Hospitals	3,938.
Patients confined by the Nurses of Infant Welfare Society	527
Patients confined by Dais	114
Total admissions	3,326
Total deliveries	2,547
Ante-natal cases	513
Still-born babies	90
Abortions and Miscarriages	43
New admissions of Babies	5,385
Total attendance of babies at Clinics	45,867
Average daily attendance of babies for milk	425
Average daily attendance of babies for Bath	317
New admissions of expectant mothers	6,283
Total attendance of expectant mothers at Clinics	27,739
Total number of new expectant mothers visited in their homes.	6,947.
Total number of re-visits paid to all expectant mothers in their homes	24,886
Total number of delivery cases conducted by Infant Welfare Society Nurses	66.

METEOROLOGY OF 1938.

Table No. 23 appended to the Report gives the meteorological data of 1938.

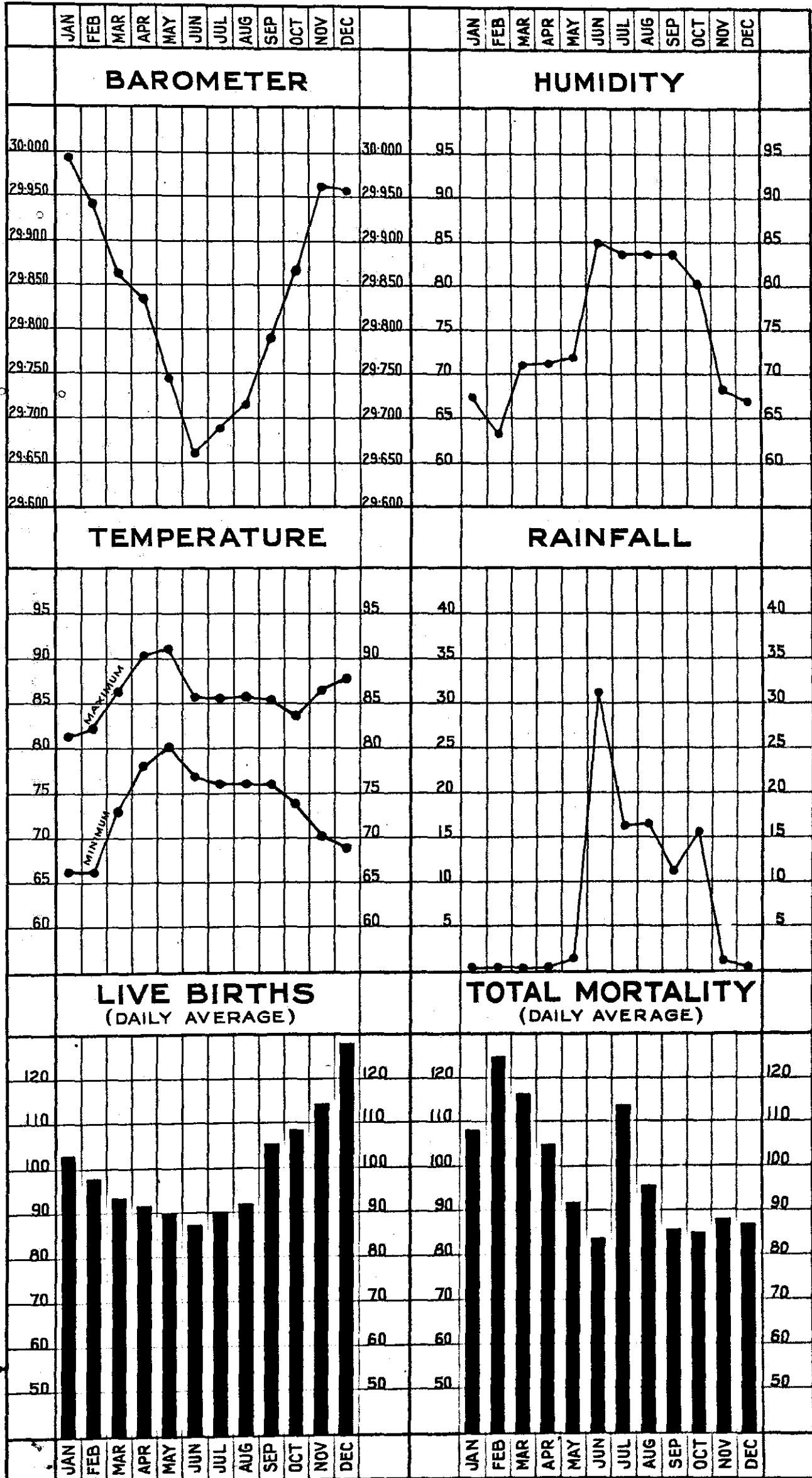
Rainfall.—The total rainfall recorded at the Colaba Observatory during the year 1938 was 92.01 against 70.72 in 1937 and 58.43 in 1936 and was 21.47 inches above the normal (70.54). Rain fell on 124 days during the year against 124 days in 1937 and 113 in 1936.

The maximum monthly rainfall was 31.24 inches in June against 30.42 inches in July 1937.

E

DIAGRAM

DAILY MEAN BIRTHS DEATHS AND CLIMATIC CONDITIONS IN BOMBAY IN 1938.



EPIDEMIC AND OTHER DISEASES.

EPIDEMIC AND OTHER DISEASES:

Notification of Infectious Diseases.—Under the existing provisions of the Municipal Act, Medical Practitioners are to report to the Health Authorities cases of Infectious diseases noticed or treated by them. As this provision was not considered sufficient to ensure detection of cases of infectious diseases on account of the tendency of the people to hide their existence, it was proposed to Government to amend the Municipal Act so as to make it incumbent on the head of the family, the owner and occupiers of the building to report the existence of an infectious disease to the Health Authorities in order to enable them to take prompt measures. The proposal was, however, subsequently dropped.

The cases of infectious diseases during the year numbered 7,636. Under Section 421 of the Municipal Act, 603 cases were notified by Medical Practitioners as against 327 in 1937. No cases were notified by Hakims and Vaidyas who are not required by law to do so. 7,033 cases or 92.0 per cent. of the total number were reported by the District Registrars.

The diseases to which the notifications received related are set out by Section in Table No. 4 (Appendix).

Year.	Number of notifications received from			Reported by Municipal Registrars.	Percentage of total notifications to the total No. of cases registered.
	Medical Practitioners.	Hakims and Vaidyas.	Total.		
1933	520		520	6,521	7.4
1934	331		331	2,859	10.4
1935	371		371	4,864	7.1
1936	320		320	4,514	6.6
1937	327		327	4,796	6.8
1938	603		603	7,636	8.0

Plague.—Plague was absent during the year, as during the year 1937.

Plague Measures.—The usual preventive and precautionary measures, namely, (i) Inoculation, and (ii) Rat Destruction, were continued during the year.

(i) **INOCULATION.**—During the year 124 inoculations against plague were performed at the Haffkine Institute.

(ii) **RAT DESTRUCTION.**—The total number of rats collected and destroyed during the year was 734,333 against 703,850 in 1937. It will be seen from the following statement that of the 734,333 rats collected and sent to the Haffkine Institute, 187,272 were examined and no rat was found infected. The last date on which an infected rat was detected in the City was 14th October 1934.

STATEMENT SHOWING THE NUMBER OF RATS SENT TO THE HAFFKINE INSTITUTE, THE NUMBER EXAMINED AND THE NUMBER FOUND INFECTED IN 1938.

Months.	Number of Rats sent to the Haffkine Institute.	Number of Rats Examined. Total.	Number of Rats found Infected.	Ratio Per Cent.
January	65,212	19,566		
February	57,886	17,874		
March	60,349	17,687		
April	53,398	12,879		
May	50,974	14,970		
June	52,935	12,358	Nil.	Nil.
July	57,944	14,547		
August	58,054	12,780		
September	62,558	13,892		
October	72,162	13,118		
November	67,449	19,536		
December	75,412	18,115		
Total	734,333	187,272		

Small-pox.—Small-pox caused during the year 1,862 deaths as against 688 in 1937, and 941 the average for the decennium 1928-37. The number of attacks from Small-pox registered during the year was 3,233 (including 118 imported cases) against 1,197 in 1937.

The death-rate from Small-pox during the year was 1.6 as against 0.6 in 1937 and 0.8 the average during the ten years (1928-37):

The number of deaths from Small-pox by months is shown in Table No. 12 and by Sections in Table No. 10 (Appendix).

The disease which was in an epidemic form from the last week of the previous year continued to be so till the 14th May 1938. Vigorous steps were taken to have all contacts

and other citizens vaccinated or re-vaccinated, and this helped in holding the disease in check. However, the efforts made in this direction did not result in eradicating the ravages of the disease completely on account of the reluctance of a portion of the public to get themselves re-vaccinated.

The number of primary vaccinations done during the year was 34,714 against 35,151 in 1937 and that of re-vaccinations 303,365 as against 71,957 in 1937. Four hundred and forty-two deaths from Small-pox occurred among children under one year of age during the year. Of these 391 were not vaccinated (155 being under six months of age), while 30 were, presumably vaccinated during incubation period and the vaccinal condition of 21 children was not known.

All other precautionary measures were also taken for the prevention of the spread of the disease.

It is an acknowledged fact that absolute protection against Small-pox is obtained only by vaccination. As the immunity extends only to 7 years, re-vaccination before the expiry of that period after primary vaccination, of all children under the age of 14 years should be compulsory. But as has already been stated in the previous reports, compulsory re-vaccination cannot be enforced under the existing provisions of the Bombay Vaccination Act, 1877. The necessary amendments to the said Act proposed by the Corporation so as to make re-vaccination compulsory in the case of all children under 14 years of age are still under the consideration of Government. The decision of Government requires to be expedited in this connection.

Cholera.—During the year 6 attacks (all being imported) and 1 death from Cholera were registered as against 5 attacks and 4 deaths in 1937.

Of these 6 attacks 1 was registered in April, 1 in May, 1 in June and 3 in August.

Influenza.—Influenza was recorded as the cause of 80 deaths during the year as against 68 in 1937 and 73 the average for the preceding decennium (1928-37).

Enteric Fever.—The following table shows the number of cases of Enteric Fever registered in each month during the year. The number of deaths from this cause is shown in Table No. 10 by Sections and in Table No. 12 (Appendix) by months.

Disease	Jan.	Feb.	Mar.	Apr.	May	June	July	Aug.	Sep.	Oct.	Nov.	Dec.	Total.
Enteric Fever	66	50	36	61	103	162	166	151	130	97	79	67	1,168

For the last 5 or 6 years Enteric Fever has almost become an endemic disease in the City. During the year under report, however, it assumed such proportion as to make the situation sufficiently alarming. In order to check the spread of the disease, measures such as isolation of the patients wherever possible, disinfection of the infected places and prophylactic inoculation of the contacts were taken. For the convenience of the public, special arrangements were made at all the Municipal Dispensaries for free inoculation with T.A.B. vaccine. Medical Practitioners were also supplied with vaccine free of charge on their request on condition that they must do the inoculations free. Arrangements were made at the Haffkine Institute, Parel, for free examination of blood of Typhoid patients. Propaganda leaflets giving instructions about precautionary measures against the disease were freely distributed amongst the public in all the languages and posters with similar instructions were exhibited at conspicuous places. A wide publicity regarding such measures was also given by issuing press-notes in different local newspapers.

There are many factors which are responsible for causing infection of this disease and to arrive at any definite conclusions as to the causes of the outbreak of the disease, minute investigations were undertaken by the Haffkine Institute in co-operation with the Health Department.

The investigations so made indicated that it was not necessary either to postulate or search for any mysterious source or sources of infection to explain the outbreak. Typhoid fever has been widely prevalent in the City for a number of years and the last four years have shown a progressive increase in the incidence of the disease. A seasonal increase also has been noticeable every year and the number of attacks increases during the months of June to October. Accordingly, the last outbreak was evidently a progressive seasonal increase such as was to be expected from the increasing incidence of the disease during the previous years. The deaths notified during the last few years have been as follows:—

Year	Notified deaths from Typhoid Fever
1933	241
1934	240
1935	232
1936	292
1937	344
1938	507

It was noticed all along that more cases were occurring in Northern part of the City (E and G Wards) and further that progressive increase in the incidence of the disease had almost coincided with the progressive growth of these wards. Considerable portions in this part of the City are not provided with sewers with the result that the basket privies still exist in several buildings and the faecal matter from these privies has to be collected in carts. During the last few years a large number of new houses have also been allowed to be built with a large influx of population without suitable arrangements being made for sewage disposal. This area appeared, therefore, to be the principal focus of infection.

During the investigations it was found that the fly nuisance is also a principal source for the spread of the disease. The low-lying areas in certain parts of G Ward were filled in with garbage and refuse during the past few years. This had no doubt created the breeding of flies although it eliminated the danger from mosquito nuisance. Steps were therefore, taken to cover such fillings with dry earth so as to prevent their being a further source of fly breeding.

This will only be a temporary measure to alleviate the nuisance to some extent. Fly nuisance is largely due to the present system of disposal of town refuse. Although the City refuse is carried to Deonar every day, a comparatively large quantity is still disposed of in the City. Some refuse is deposited in the low-lying lands with the object of reclaiming them. All the dung received from the milch cattle and livery stables is deposited near the Race Course in what are known as dung pits, where it is left to form into manure. These are very objectionable methods of disposing this kind of refuse and the sooner they are discontinued the better will it be, not only from the point of view of the reduction of fly nuisance but from the general sanitation of the City. Health must suffer wherever such methods prevail.

The present methods of disposing dung, litter and town refuse require to be radically changed.

Diphtheria.—The following table shows the number of cases of Diphtheria registered in each month during the year. The number of deaths from this cause is shown in Table No. 10 by Sections, and in Table No. 12 (Appendix) by months:—

Disease.	Jan.	Feb.	Mar.	Apr.	May	June	July	Aug.	Sept.	Oct.	Nov.	Dec.	Total.
Diphtheria	23	21	17	13	16	16	30	25	16	25	29	28	247

A Leprosy—SPECIAL CENTRES FOR DETECTION AND TREATMENT OF LEPROSY CASES:—

Leprosy is an Infectious Disease, more amenable to treatment in its early stage. As the facilities at present available for the detection of early cases of this disease have been found to be inadequate looking to the number of persons suffering from the same, diagnostic centres for the treatment of such cases have been started in the fifteen Municipal Dispensaries under the control of the Health Department. For this purpose, the Medical Assistants already doing the dispensary work have been trained at the King Edward Memorial Hospital in the detection of early cases of leprosy and are doing this work from the middle of the year 1936.

Since the year 1935-36 the Corporation are sanctioning a grant of Rs. 3,000 per year for the treatment of cases of Leprosy at the Acworth Leper Home.

Cerebro-Spinal Meningitis.—Cases of Cerebro-Spinal Meningitis reported during the year numbered 258 including 31 imported, as against 244 in 1937 and the total number of deaths from the same was 138 during the year, as against 156 in 1937.

In order to check the spread of the disease, measures such as isolation of the patients, disinfection of the infected places and prophylactic inoculation of the contacts with anti-meningococcal vaccine supplied by the Haffkine Institute were taken. Arrangements have been made to treat contacts daily between 9 and 10 a.m. (B.T.) with nasal and throat disinfection at an Inhalator installed for this purpose at the old Municipal Camp at Suklaji Street and the contacts were advised to avail themselves of the facilities offered. They were also advised to avoid crowded rooms and practise instillation of a few drops of 1-250 Accriflavine Solution into the nose and gargling with 1-5,000 Potassium Permanganate. During the year, 250 cases were treated in the Arthur Road Hospital. Out of them, 145 proved fatal, 105 were discharged as cured.

TUBERCULOSIS.

Number of Deaths and Death-rate.—The total number of deaths from all causes was 35,999 out of which 2,078 were due to Tuberculosis. The death-rate from Tuberculosis was 1.7 per 1,000 of the population. The annual death-rates in previous years have been as follows:—

Period.	Pulmonary.	Other Forms.	All Forms.
1928-37.	1.3	0.1	1.4
1933-37.	1.4	0.2	1.6
1937.	1.5	0.2	1.7
1938.	1.5	0.2	1.7

CLASSIFICATION ACCORDING TO SEX AND TYPE OF DISEASE

Year	Pulmonary T. B.	T. B. other parts	Total number of Deaths	Males	Females
1938	1,794	284	2,078	1,009	1,069
1937	1,768	269	2,037	969	1,068

Morbidity.—The Morbidity in tuberculosis is calculated as ten times more than the mortality. Calculating on this basis, there were probably 20,780 persons suffering from tuberculosis during the year under report. The tragic mortality and morbidity figures emphasize the necessity of an organised intensive anti-tuberculosis campaign in the City.

MUNICIPAL ANTI-TUBERCULOSIS MEASURES.

The municipal anti-tuberculosis campaign is under the control of the Public Health Department. There are four T.B. Clinics for out-door patients, a sanatorium for early cases, and a Hospital for advanced cases.

T. B. CLINICS.

Situation.—The four T.B. Clinics are situated at Colaba, Princess Street, Foras Road and Parel.

Staff.—The staff at each clinic consists of a qualified Tuberculosis Officer, a fully trained nurse, a compounder, a peon and a full-time sweeper. The X-Ray department at the Princess Street clinic has in addition an Honorary Radiologist, a full-time developer and an X-Ray attendant.

Attendance.—General Medical Practitioners, Medical Officers in charge of the ordinary municipal dispensaries, School Medical Officers and Medical Officers in charge of Railways, Mills, Port Trust and Factories refer their T.B. and suspicious T.B. cases to the clinics. A good number of patients approach direct on their own accord for advice and treatment.

PROPAGANDA.

Leaflets.—There are printed leaflets in English, Gujarati, Marathi and Urdu emphasizing the dangers of Tuberculous infection and advocating various measures for its prevention. These leaflets are distributed amongst the patients and their relations.

Lectures and Exhibition.—During Public Health Exhibitions, the Bombay Sanitary Association arranges for a Tuberculosis stall in co-operation with the Municipal Tuberculosis Department. Opportunity is taken of such exhibitions to distribute propaganda leaflets and to impress upon the public the value of preventive measures against tuberculosis. During the year 1938, the Health Visitor appointed by the Bombay Sanitary Association gave 60 lectures on Tuberculosis at different centres in the City with the aid of magic lantern slides. Out of these 45 were given in municipal schools and 15 in chawls. Besides 90 lectures, were delivered with the aid of Cinema films in Public institutions and chawls.

Museum.—At the Tuberculosis clinic at Princess Street, a T.B. Museum is fitted up for the benefit of the public. It contains a number of wall posters illustrating the incidence and dangers of tuberculosis and emphasizing the methods of prevention. Besides the posters, there are a few instructive models and pathological specimens.

Domiciliary Visits.—In addition to her duties at the clinic, each nurse visits the homes of patients attending the clinic and also of the notified cases. During her domiciliary visits, the nurse distributes printed propaganda leaflets and advises patients and their relations about ventilation, diet, clothing and general sanitation. In addition to the first visit, the nurse re-visits the same houses from time to time throughout the year, to keep up the continuity of the campaign. A special diary is prepared by each nurse describing the number of houses visited and re-visited, the progress of the patient and the advice given to the patient and the family.

Investigation of Patients.—The Diagnosis at the clinic is made on clinical, bacteriological and radiographic findings. There is a well-equipped X-Ray installation at the clinic at Princess Street. Patients from the four T.B. Clinics, the Turner Sanatorium and the Maratha Hospital are referred to this clinic for radiography and screening. After a careful diagnosis at the clinic, patients are directed to suitable institutions for treatment. Early cases are admitted to the Turner Sanatorium according to the accommodation available and advanced

cases to the Maratha Hospital. Patients who are not able to take institutional treatment as in-patients are kept under observation and chronic cases discharged from Hospitals and Sanatoria receive symptomatic treatment at the clinics. The sputum examination of specimens referred by Medical Practitioners is undertaken free of charge at the Municipal Laboratory.

Investigation of Contacts.—The investigation of contacts is one of the most important functions of the clinic. Usually when the patient visits the clinic, he is accompanied by a few of his relations. Advantage is taken of their presence and careful investigation is made to find out the positive contacts. The remaining members who are in close association with the patient, are advised by the nurse to appear at the clinic for investigation. Suspicious contacts from sputum-positive cases are screened at the X-Ray Department at Princess Street.

Summary of work done at the clinics during the year 1938.

Total number of new admissions suffering from Tuberculosis was 3,140.

(a) Pulmonary T.B. 2,816 .. 89.7 per cent.

(b) Non-Pulmonary T.B. 324 .. 10.3 per cent.

Analysis according to Caste and Sex :—

Castes.	Males.	Females.
Hindus	924	682
Mahomedans	437	733
Parsees	17	6
Christians	178	125
Jews	13	25
Total	1,569	1,571

Distribution according to age:—

Upto the age of	10	15	20	25	30	35	40	45	50 & up-wards.	Total.
T. B. Cases	235	252	640	768	588	260	190	89	178	3,140

Total number of sputa examined .. 1,550

Total number of contacts investigated .. 2,284

Total number of Domiciliary visits .. 5,305

Total number of attendances .. 25,831

X-RAY DEPARTMENT, PRINCESS STREET.

Total number of Radiograms taken .. 649

Total number of Screenings done .. 166

TURNER SANATORIUM.

Accommodation.—Turner Sanatorium, situated at Bhoiwada Hill, Parel, has accommodation for 40 beds. Of these 20 are reserved for males and 20 for females. The Corporation have sanctioned the proposal for constructing an additional accommodation of 40 beds. On completion of the same the total number of beds will be 80.

Admission of Patients.—201 new cases were admitted in 1938. 33 patients remained at the end of last year. The total number of patients treated in the year 1938 was 234. Of this total, 198 were discharged and 36 remained at the end of the year. The average duration of stay for each patient was three months.

Diagnosis.—The diagnosis of cases was based on clinical, bacteriological and Radiographic findings.

Classification.—198 discharged cases were classified as follows:

1st Stage (Congestion)	59
2nd Stage (Consolidation)	115
3rd Stage (Cavitation)	10
T.B. Abdomen	12
T.B. Spine	Nil
T.B. Knee Joint	1
T.B. Eyes	1
Total	198

Treatment.—Absolute rest, fresh air, nourishing diet, exercises and relief of distressing symptoms were the routine therapeutic measures. Calcium, Antimony, Sodium Morrhuate, Iron arsenite and gold were the principal injections in use. Artificial Pneumothorax was induced in 25 cases and the total number of refills was 229. Phrenic Evulsion was performed on a few selected cases where the lesion was mainly basal and unilateral.

Result of Treatment:

Improved	143
Not improved	45
In <i>status quo</i>	10
Died	Nil
Total	198

The above figures indicate that the treatment at the Sanatorium produced improvement in 72.2 per cent. of cases discharged during the year.

HOSPITAL AND ADVANCED CASES.

Advanced cases of tuberculosis were admitted to the Maratha Hospital. A separate report on the working of this institution is given by the Medical Superintendent in charge of the Hospital on page 62 of this Report. The proposals and plans for the new Tuberculosis Hospital at Sewri, close to the Turner Sanatorium with 100 beds for the treatment of advanced cases are being framed for the sanction of the Corporation, and when it is completed it will replace the existing Maratha Hospital. For this new Hospital a donation of Rs. 1,50,000 has been given to the Corporation by Mr. and Mrs. Maneklal Premchand and the Hospital will be named as Ramesh Premchand Tuberculosis Hospital.

The average total annual expenditure incurred at present in connection with all the existing municipal Tuberculosis Institutions is Rs. 1,30,000.

MALARIA.

Malaria was registered as the cause of 103 deaths. 1,065 deaths were registered as due to Ague and Remittent Fevers. A considerable proportion of the number under the last two heads probably represents cases of wrong diagnosis or diagnosis based on insufficient or incorrect data.

Average Number of Deaths.—The numbers of deaths from Malaria and from Ague and Remittent Fevers in 1938 were 103 and 1,065 and the annual averages in the ten years 1928 to 1937 as shown in Table No. 11 were 135 and 1,373 respectively.

Out of the total number of deaths due to Malaria:

- 24 were certified by Medical Practitioners
- 47 were certified by Hospitals
- 31 were verified by the staff after making inquiries from the relatives, and
- 1 was certified by the Police.

Inspection of houses for the potential breeding places of mosquitoes both temporary and permanent and destruction of larvæ were carried on, on a systematic plan. The wards of the City have been sub-divided into areas and each overseer is given an area expected to be covered within a week. Breeding places detected were immediately dealt with. Minor structural and other defects likely to result in the breeding of mosquitoes were remedied by the staff and action was taken against owners only when the works required were extensive and costly or the defects recurred again and again.

Quinine and Cinchona.—For the treatment of patients attending the Municipal Dispensaries, Municipal Maternity and Infectious Diseases Hospitals, 80 lbs. 5 ozs. of Quinine and 66 lbs. 8 ozs. of Cinchona Febrifuge were used during the year. 28,275, IV grain tablets of Quinine Sulphate and 42,104 tablets of Cinchona Febrifuge were also distributed.

Statement showing the quantities and costs of disinfectants, etc., used during the year:—

(1) Oil furnace	8,875 gallons	Ra. 1,295 12 0
(2) Kerosene oil 125° (inferior quality)	6,364 "	" 3,231 12 0
(3) Lysol	890 "	" 1,891 4 0
(4) Paris Green	224 lbs.	" 130 0 0
Total		Ra. 6,548 12 0

The following table shows the work of inspection done by the staff during the year:—

Ward	No. of houses.		No. of containers holding water.	
	Inspected.	Found breeding.	Inspected.	Found breeding.
A	241,135	952	252,495	1,597
B	136,791	406	151,487	851
C	211,760	385	151,825	409
D	218,053	4,797	537,947	5,357
E	199,091	1,941	247,407	2,616
F	74,601	1,584	152,395	4,210
G	88,677	2,554	164,834	3,000
Total	1,170,108	12,619	1,658,390	18,040

Note.—In the above table, the breeding recorded includes all the local varieties of mosquitoes.

Statement showing month by month the total number of wells, cisterns, etc., which were found breeding Anopheles mosquitoes during the year 1938:—

Breeding noticed in	January	February	March	April	May	June	July	August	September	October	November	December	Total
Cisterns overhead tanks		2	2	11	2	2	2	2	6	3	2	2	60
Wells		10	15	18	0	12	14	9	15	9	11	6	136
Masonry tanks		2	2	4	2	13	7	1	5	5	3	3	61
Mill tanks		1	1	4	2	2	2	1	5	4	3	3	39
Fountains		1	1	4	2	1	2	1	2	2	1	1	10
Machinery parts		1	1	1	1	1	1	1	1	1	1	1	11
Kundies		1	1	1	1	1	1	1	1	1	1	1	11
Open channels		2	2	7	2	1	1	1	2	3	5	1	25
Cooling tanks		1	1	1	1	1	1	1	1	2	1	1	11
Pools	10	3	7	8	15	38	120	55	40	17	12	12	337
Terraces		1	1	1	1	1	1	1	1	1	1	1	11
Pits		1	1	4	4	17	30	7	11	0	5	3	88
Ponds and Puddles	3	4	4	4	4	2	4	4	5	11	3	3	57
Wooden tubs				1	1	1	4	2	1	4			14
Tin Buckets, Tin Boxes, Pans, Jars, Odd Receptacles						2	5	4	1	3	1		15
Roof gutters							17	2	12	3			34
Depressions						14	55	22	12	2			105
Ruts						7	24	14	4				49
Quarry holes		2		4	2	2	4	3	3	6	16	6	57
Iron barrels, Drums, Iron pipes, Flushing tanks, Tyres					1	4	7	3	22	7	1		45
Dye Blocks									2	1			3
Storm water entrances	3	5	7	5	7	2	9	5	4	4	4	2	57
Chunamghani						2	4	2	1				9
Low-lands	2					1	4	6	7	5	5	4	34
Snake Farm											1	1	2
Total	47	35	48	72	65	129	309	159	163	93	87	47	1,252

Statement showing by wards the total number of wells, bisters, etc., which were found breeding Anopheles mosquitoes during the year 1938

Breeding noticed in	WARDS							Total
	A	B	C	D	E	F	G	
Cisterns, overhead tanks	6	10			42	2		60
Wells	1			2	14	68	51	136
Masonry tanks	4	3		12	29	5	8	61
Mill tanks				1	8	7	23	39
Fountains		1		5	3		1	10
Machinery parts					3	1		4
Kundies					1			1
Open channels					10	10	1	21
Cooling tanks	1				4	3	1	9
Pools	41	1		155	88	13	39	337
Terraces				1	1			2
Pits	9	4		34	12	15	14	88
Ponds and Puddles				1	56			57
Wooden Tubs					7			14
Buckets, tins, Tin Boxes, Pans, Odd Receptacles and Jars		2	1	1	6	1	2	13
Roof gutters	6				10	17	1	34
Depressions	25				20	20	34	105
Ruts					19	4	7	49
Quarry holes					2	55		57
Iron barrels, Drums, Iron Pipes, Flushing tanks and Tyres			1		26	7	2	45
Dye Blocks						1	2	3
Storm water entrances					3	3		6
Chunamghanies					2		7	9
Low-lands						30	4	34
Snake Farm						2		2
Total	109	21	2	207	366	260	197	1,252

Statement showing month by month the total number of wells, cisterns, etc., where Anopheles stephensi was found breeding during the year 1938

Containers	January	February	March	April	May	June	July	August	September	October	November	December	Total
Cisterns, overhead tanks									6	3	1		10
Wells									4	3	1		10
Masonry tanks									1	1			2
Mill tanks									1	1			2
Fountains									1				1
Machinery parts										1			1
Kundies													
Open channels									1	2	5		15
Cooling tanks									1	1			2
Pools							7	6	17	5			40
Terraces									1				2
Pits							2	1		7			10
Wooden tubs									1				1
Buckets, tins, Tin Boxes, Pans, Jars, Odd Receptacles and Jars													
Roof gutters									10	6	1		21
Depressions									11	3			24
Ruts									1				2
Quarry holes													
Iron Barrels, Drums, Iron pipes, Flushing tanks and Tyres													
Dye Blocks									8	6			26
Storm water entrances										1			1
Chunamghanies													
Total	7	10	9	21	14	16	30	24	61	42	10	3	250

Statement showing by wards the number of wells, cisterns, etc., where *Anopheles stephensi* were found breeding during the year 1938 :—

Containers	WARDS							Total
	A	B	C	D	E	F	G	
Cisterns, overhead tanks	2	10	35	1	..	48
Wells	1	9	4	2	16
Masonry tanks	1	..	1	22	..	1	25
Mill tanks	2	2
Fountains	1	1	2
Machinery parts	3	3
Open channels	5	9	1	..	15
Cooling tanks	1	3	4
Pools	18	1	..	6	13	2	..	40
Terraces	1	1	2
Pits	4	2	4	10
Wooden tubs	1	3	4
Buckets tins, Tin-Boxes, Pans, Jars and Odd Receptacles	4	..	1	..	12	2	2	21
Roof gutters	6	9	8	1	24
Depressions	1	1
Ruts	1	1	2
Quarry holes	2	..	2
Iron Barrels, Drums, Iron pipes, Flushing tanks	3	2	15	5	1	26
Dye Blocks	1	..	1
Storm water entrances	1	1
Chunamghanas	1	1
Total	44	16	1	11	143	26	9	250

Spleen Rate.—Children of the poorer classes were examined for enlargement of spleen in dwelling houses and in Charitable Institutions. Out of 901 children examined 4 were found to have enlarged spleen. The spleen rate for the wards mentioned was .44. Details by sections are given in the table below :—

Ward	Sections	No. of children examined	No. of children found with enlarged spleen	Percentage
A	Esplanade	100	Nil.
B	Dongri	109	Nil.
B	Umarchadi	100	Nil.
D	Mahalaxmi	100	2	2
E	Tardeo	100	Nil.
E	Byculla	92	1	1.08
F	Dadar	150	1	.66
G	Mahim	150	Nil.
	Total	901	4	.44

The following table shows the number of children with enlarged spleen and their percentage found by the School Medical Inspection Staff during the medical examination of children in Municipal Schools :—

Ward	Sections	No. of pupils examined	No. of pupils found with enlarged spleen	Percentage
A	Colaba ..	254	1	.03
	Fort, North	286	1	.03
	Esplanade	122	1	.03
B	Mandvi ..	569	8	1.4
	Chukla ..	134	1	.05
	Umerkhadi	384	4	1.05
C	Dongri ..	616	4	.66
	Market ..	138	3	2.17
	Dhobi Talao	711	1	.14
D	Fanaswadi	813	1	.12
	Bhuleshwar	459	1	.21
	Khara Talao	279	1	.35
E	Kumbharwada..	582	3	.51
	Khetwadi	333	1	.30
	Girgaum	1,325	5	.37
F	Chowpaty	410	1	.26
	Walkeshwar	144	1	.69
	Mahalaxmi	178	1	.56
G	Mazgaon	748	6	.8
	Tarwadi	304	10	3.28
	2nd Nagpada	568	3	.52
H	Kamathipura	600	8	1.33
	Tardeo	1,495	11	.73
	Byoulla	235	2	.85
I	1st Nagpada	1,101	16	1.45
	Parel	643	14	2.17
	Sion	485	1	.20
J	Mahim	3,717	37	.99
	Worli	207	4	1.93
Total ..		17,840	144	0.8

The spleen rate for the localities in which the children were examined by the Malaria branch was .44 whereas for the schools mentioned in the above table it was .8. The spleen census in schools has been taken in several localities in all the wards of the City, and therefore, more correctly represents the incidence of Malaria.

Blood Slides.—The following table shows the number of slides taken by the Medical Officers in charge of Municipal dispensaries and examined in the Municipal Laboratory during the year 1938. Out of 2,035 slides 232 were found positive for malaria:—

Dispensaries	No. of Slides		Percentage
	Examined	Found positive	
1. No. 1 District Dispensary	89	8	8.98
2. Colaba Dispensary	240	18	7.50
3. No. 3 District Dispensary	14	1	7.14
4. No. 4 " " "	76	6	7.89
5. No. 5 " " "	2	1	50.00
6. No. 6 " " "	120	7	5.83
7. No. 7 " " "	915	164	17.92
8. No. 8 " " "	102	10	9.8
9. Bai Gowrabai Dispensary	145	3	2.06
10. Victoria Road Maternity Home	2	1	50.00
11. Bai Gulbai Choksey Dispensary	137	6	4.37
12. DeLisle Road Dispensary	166	8	4.81
13. Parbhadevi Dispensary	13	1	7.69
14. Worli Dispensary	6	1	16.67
15. Dharavi Dispensary	7	1	14.28
16. Haines Road Infirmary	1	1	100.00
Total ..	2,035	232	11.4

Municipal Dispensaries.—The number of cases of Malaria treated month by month at the Municipal Dispensaries during 1938 is shown in the following table. In the preceding year the number of patients treated was 1,082.

Jan.	Feb.	March	April	May	June	July	Aug.	Sept.	Octr.	Novr.	Decr.	Total
64	58	63	64	59	114	132	165	465	491	222	60	1,957

Admission in Institutions.—The following table shows the number of Malaria cases admitted and treated in different institutions in the City during the year 1938:—

Name of the Institution	Admissions
1. Colaba British Military Hospital	38
2. St. George's Hospital	320
3. Cama Allbless Hospital	15
4. Sir J. J. Hospital	3,715
5. Sir D. M. Petit and Motlabai Hospital	19
6. Northcote Police Hospital	1,451
7. G. I. P. Railway Dispensary	391
8. Adams Wylie Hospital	94
9. Bomanji Dinshaw Parsee General Hospital	55
10. Yamunabai Nair Hospital	577
11. Arthur Road Hospital	211
12. Maratha Plague Hospital	359
13. King Edward Memorial Hospital	6,362
14. Nowrosjee Wadia Maternity Hospital	60
15. B. B. & C. I. Railway Dispensary	760
16. Allbless Charitable Dispensary	154
17. Bhatia General Hospital	26
18. Rachael Jacob Sassoon Dispensary	1,192
19. G. T. Hospital	183
20. Bai Jerbai Wadia Hospital for Children	52
Total	16,034

Wells.—The following table shows by wards and sections the number of wells filled in, protected and examined for larvæ during the year 1938:—

Ward	Sections	Total in the locality	Dealt with		Wells examined			Examinations for larvæ	
			Filled in	Covered	Total	Larvæ found	Larvæ not found	Total	Positive
A	Upper Colaba	4	1		4		4	100	
	Middle and Lower Colaba	31	1		31		31	602	
B	Fort Southern	17			17	1	16	296	1
	Fort Northern	275+4*	5	2	279	5	274	4,949	8
C	Esplanade	51			51	3	48	988	3
	Mandvi	54			54	3	51	2,319	17
D	Chakla	26+1*	1		27		27	1,274	
	Umarchadi	19			19	1	18	954	2
E	Dongri	4			4	1	3	167	6
	Market	167	3	3	167	7	160	1,429	10
F	Dhobi Talao	264	1	2	264	4	260	2,018	7
	Fanaswadi	153+1*	3	1	154	1	153	1,017	1
G	Bhuleshwar	99	1	1	99	5	94	1,022	11
	Khara Talao								
H	Kumbharwada	16			16	1	15	82	6
	Khetwadi	124	4	1	124	3	121	2,192	8
I	Girgaum	165	5		165	4	161	3,138	21
	Chowpatty	49	1		49	1	48	1,074	1
J	Walkeshwar	87			87	2	85	2,219	2
	Mahalaxmi	77	1	1	77	4	73	2,070	20
K	Mazgaon	57	2		57	1	56	1,248	1
	Tarwadi	54+1*			55	3	52	2,371	24
L	2nd Nagpada								
	Kamathipure	4	1		4		4	222	
M	Tardeo	20		1	20	6	14	1,073	20
	Byculla	24	2		24		24	895	
N	1st Nagpada	2			2		2	88	
	Parel	64			64	6	58	979	18
O	Sewri	27+1*		1	28	1	27	329	1
	Sion	88	3		88	23	65	1,290	34
P	Mahim	242+6*	17	6	248	37	211	3,830	275
	Worli	160+2*	7	17	162	9	153	1,958	33
Total		2,424+16*	57†	36	2,440	132	2,308	42,093	538

* These are newly discovered wells.

† Out of these, 28 wells were H. O. C. and 29 open or partially open wells.

Statement showing the total number of wells in the City and their condition on 1st January 1939.

Ward	Sections	Total No. of wells in the City	No. of wells open or partially open			No. of wells H. C. C. with or without pump		
			Total No.	Open	T.D.	Total No.	Without pump	With pump
A	Upper Colaba	4	2	1	1	2	2	
	Middle and Lower Colaba	31	3	2	1	28	26	2
	Fort Southern	17				17	16	1
	Fort Northern	274	24	22	2	250	236	14
	Esplanade	51	4	4		47	40	7
	Total	377	33	29	4	344	320	24
B	Mandvi	54	7	5	2	47	39	8
	Chakla	26	6	4	2	20	16	4
	Umerkhandi	19	8	2	6	11	11	
	Dongri	4				4	3	1
	Total	103	21	11	10	82	69	13
C	Market	164	37	9	28	127	75	52
	Dhobitalao	263	62	16	46	201	154	47
	Fanaswadi	151	27	12	15	124	86	38
	Bhuleshwar	98	32	14	18	66	42	24
	Kharatalao							
	Kumbharwada	16	3	2	1	13	9	4
Total	692	161	53	108	531	366	165	
D	Khetwadi	120	17	8	9	103	87	16
	Girgaum	160	21	9	12	139	125	14
	Chowpaty	48	10	1	9	38	27	11
	Walleshwar	87	28	14	12	61	38	23
	Mahalaxmi	76	23	9	14	53	33	20
	Total	491	97	41	56	394	310	84
E	Mazgaon	55	3		1	52	40	12
	Terwadi	55	14	4	10	41	26	15
	2nd Nagpada							
	Kamathipura	3	1		1	2	2	
	Tardeo	20	4	3	1	16	11	5
	Byculla	22	1	1		21	16	5
	1st Nagpada	2	1		1	1	1	
Total	157	24	10	14	133	96	37	
F	Parel	55	20	13	7	35	20	15
	Sewri	22	8	8		14	8	6
	Sion	82	52	39	13	30	20	10
Total	159	80	60	20	79	48	31	
G	Mahim	222	142	139	3	80	48	32
	Worli	118	76	72	4	42	25	17
	Total	340	218	211	7	122	73	49
Mills	Parel	9	5		5	4	4	
	Sewri	6	4	3	1	2	2	
	Sion	3	3	1	2			
Total	18	12	4	8	6	6		
Mills	Mahim	9	6	3	3	3	3	
	Worli	37	14	2	12	23	22	1
	Total	46	20	5	15	26	25	1
Grand Total		2,383	666	424	242	1,717	1,313	404

The total number of wells in the City was 2,383 including the 16 wells newly discovered during the year.

Almost all wells which have been decided or proposed to be retained have been stocked with larvæcidal fish. The stock is replenished every six months.

Cisterns.—Defective non-mosquito-proof manhole covers were in response to letters or notices replaced by the new hinged cast iron standard pattern lids in 200 cases during the year. The total number of cisterns in the City is 50,392.

Tanks.—(1) Mill tanks.—There were 87 mills including one rubber factory at Antop Hill Road with 101 mill tanks in the City. The said rubber factory and one mill namely the Swadeshi Mill at Charni Road have since been removed. Out of the two tanks at the Victoria Mill at Gamdevi Road one has also been filled in with the result that the total number of mills that exist at present is 85 and that of the tanks is 98. In the beginning of the year there were 3 mills participating in the scheme of oiling these tanks as devised by the Malaria Advisory Committee. 1 mill, however, fell out from the Scheme, subsequently in October 1938. The mill tanks were regularly examined and treated with larvæcides when necessary.

The following table shows the number of mill tanks found breeding in each month in the year 1938:—

Jan.	Feb.	Mar.	April	May	June	July	Augt.	Sept.	Octr.	Novr.	Deor.
19	16	21	21	13	12	15	11	18	25	28	23

Overhead Cisterns in Mills.—There are 191 tanks which have been rendered mosquito-proof.

Prosecutions.—The following table shows the number of prosecutions instituted during the year 1938 with their results:—

Number of prosecutions	711
Requirements completed before the service of summonses	54
Requirements completed after the service of summonses	162
Penalties inflicted	152
Cases dismissed	28
Cases pending	315

SUMMARY OF WORK DONE IN 1938.

No. of wells filled in	57
hermetically covered	36
covered with trap doors	Nil.
inspections of buildings	1,170,108
notices issued for wells, cisterns, etc.	6,061
cisterns made mosquito-proof	1,936
cisterns provided with standard pattern covers	203
children examined for enlargement of spleen	901
blood slides (random sampling) examined	10
blood slides examined of dispensary patients	2,035
pools treated with pesterine or kerosene oil emulsion	22,480
odd receptacles removed	57,564
low-lying areas filled in	Nil.
large tanks filled in (including mill tanks)	Nil.
correspondence papers (new cases dealt with)	4,255

RESULTS OF ANTI-MALARIAL MEASURES FOR FIVE YEARS 1934-38.

Year	Mosquito breeding in or near houses.	No. of containers found breeding.	Breeding places of Anopheles mosquitoes.	Spleen rate in localities selected at random.	Spleen rate in schools in different localities.	Percentage of positive blood slides.	Attendance of patients in Municipal dispensaries for fevers and Malaria.
1934	18,132	23,451	2,186	3.88	3.2	15.96	1,931
1935	16,964	27,392	1,333	2.76	3.30	14.44	1,127
1936	18,155	21,539	1,925	2.22	1.61	18.85	1,191
1937	14,583	17,503	1,215	.39	1.17	10.43	1,082
1938	12,619	18,040	1,252	.44	.8	11.4	1,957

It is apparent from the above table that Malaria has not been eradicated but is being controlled and that the anti-malarial measures must be vigorously continued.

Stegomyia Index.—*Aedes Aegypti* or stegomyia mosquito is known to be the carrier of Yellow Fever and in order to ensure sufficient safety against the risk of this disease being imported into Bombay, it is necessary to keep the stegomyia index below 2 per cent. which is the standard fixed by the Government of India as one of the precautionary measures. With the object of maintaining that percentage, the Malaria Branch devotes its regular attention to the breeding of all varieties of mosquitoes in the City and a regular record of the breeding places of *Aedes Aegypti* has been kept since June 1936. It will be seen from the attached chart F that the stegomyia index was maintained during the year much below the fixed standard, although the breeding of stegomyia generally increases during the monsoon partly owing to the favourable conditions for breeding and partly on account of the increase in the number of temporary breeding places due to the collection of water in odd receptacles, in open yards, etc.

VENEREAL DISEASES.

Venereal Diseases are a social evil which being hidden through a sense of shame cannot be effectively dealt with save by a carefully devised combination of social and medical measures both on the preventive and curative sides. It was on this account that a Royal Commission was appointed in England in 1913 to examine the problem in all its aspects; and as a result of its recommendations, elaborate curative and preventive measures were adopted in that country. In the wake of the English movement, a League for Combating Venereal Diseases was founded in Bombay in 1918 under voluntary management. The methods used in England and subsequently in all other European Countries were followed by the Bombay League through a Clinic which it established for the purpose. This Clinic was taken over by the Municipality in 1925 and is now situated at 254, Bellasis Road. It is a medium for a sustained combat against Venereal Diseases. The methods employed are:

1. Prophylactic disinfection for those who expose themselves to the risk of contracting the disease, day and night.
2. Laboratory Diagnosis for the Clinic as well as for general practitioners, and for hospitals and dispensaries in Bombay where such facilities do not exist.
3. Treatment of men, women and children, all in one centre, morning and evening.
4. Follow up work, i.e., tracing the source of infection of men attending the Clinic (wives and children being induced to attend if necessary) and appraisal of local social organisations of particular cases for necessary action in the field of welfare work.
5. Propaganda work—directly, by free distribution of leaflets and pamphlets and indirectly through social organisations.
6. Post-graduate courses for students and short refresher courses to medical practitioners.

The idea underlying an institution of this type is to secure a co-ordinated combat against a social evil by public enlightenment to bring out a secret disease, by public disinfection to protect society, by providing facilities to medical men to obtain diagnosis for their patients and training for themselves, and by maintaining a follow-up work in order to induce patients to seek treatment and trace infected wives and children without which it would nullify our work on men and leave the vicious chain to perpetuate the disease in a family.

The following is the report of the Medical Officer in Charge:

Total Attendances.—The total attendances for the year under report are 99,165. These attendances have increased during the four years as follows:

1935	56,262
1936	58,926
1937	76,615
1938	99,165

New Admissions.—During the year ending 31st December, 1938, the number of consultations for diagnosis and treatment was 6,304. The number who attended for prophylactic disinfections was 6,740. The total of new persons who took advantage of the Clinic during the year under report was 13,044.

The following are figures for the last four years:—

	Diagnosis and Treatment.	Prophylaxis.	Total.
1935	4,340	4,605	8,945
1936	4,834	4,256	9,090
1937	5,762	5,730	11,492
1938	6,304	6,740	13,044

Prophylaxis.—Prophylactic disinfection as a method of preventing Venereal Diseases for those who have exposed themselves to the risk of contracting it has been carried out for the last four years. The Centre is open day and night. Total disinfections during 1938 :—6,740.

Attendance.—The daily average of new patients reporting for diagnosis or treatment and for prophylaxis and the average daily attendance was as follows :—

New Patients	{ Males .. 20.0 } { Females .. 3.5 }	Total .. 23.5	} Total for Diagnosis and Treatment: 369.3	} Total daily attendance: 387.8
Old Patients	{ Males .. 264.9 } { Females .. 60.9 }	Total .. 345.8		
Prophylaxis	{ Day .. 4.4 } { Night .. 14.1 }	Total .. 18.5	Total for Prophylaxis: 18.5	

Racial Distribution.—The racial distribution of all cases was as follows :—

	Diagnosis and Treatment.		Prophylaxis.
	Males.	Females.	
Mussalmans	2,403	434	1,273
Hindoos	2,383	346	1,195
Indian Christians	386	94	850
Parsees	78	6	739
Jews	49	50	1,114
Anglo-Indians	30	11	1,019
Europeans	27	3	403
Japanese, Chinese and other castes	4	—	147
	5,360	944	6,740

Distribution of Cases.—Out of 6,304 cases registered during the year 1938 for diagnosis and treatment, 205 cases (178 males and 27 females) ceased attending before the diagnosis was completed and 708 (583 males and 125 females) were diagnosed as non-venereal. The remaining 5,391 with the addition of 802 (659 males and 143 females) carried over from previous years make a total of 6,193 (5,300 males and 893 females) venereal cases which are classified as follows :—

	Males.	Females.	Total.
Primary Syphilis	591	119	710
Secondary Syphilis	493	178	671
Late Syphilis	88	28	116
Congenital	35	13	48
Total	1,207	338	1,545
Acute and Sub-acute Gonorrhœa	2,219	309	2,528
Chronic Gonorrhœa	790	133	923
Total	3,009	442	3,451
Non-Syphilitic Sores	1,084	113	1,197
Total	1,084	113	1,197
GRAND TOTAL	} 5,300 males and 893 females.		
	6,193		

It is satisfactory to note that cases of primary syphilis and of acute gonorrhœa are increasing every year in relation to the numbers of secondary syphilis and chronic gonorrhœa. As stated before this is decidedly an indication that the public is taking advantage of treatment at an earlier stage of the disease.

Non-Venereal Cases.—In the total of consultations, 708 cases were diagnosed as non-venereal. A non-venereal case demands a consultation which involves a careful Clinical examination and, in most cases, a number of pathological tests. Skin lesions, non-specific urethritis and female genital maladies form a large number of these entries. Some are referred by medical practitioners for *tests of curability*, many others come voluntarily for *bills of Health* and *marriage certificates* or are patients who have *exposed themselves* to infection and report of their own accord to make certain that they have not contracted the disease. A few are referred by commercial firms for *certificates of fitness*.

A Non-Venereal case is an indication that the public is being awakened to a sense of dividual and collective responsibility.

Concomitant Diseases.—Other ailments of which patients complain of during the time they are under treatment for a venereal disease are treated at the Clinic to save the patient the inconvenience of attending at another institution while they have to frequent the Clinic. No form of treatment which is available at the Clinic is denied to them for these non-venereal ailments. It may be safely assumed that about 10 per cent. of all venereal cases also receive general medical, surgical or gynæcological treatment, a number which has to be reckoned when calculating the total number of cases which received treatment at the Clinic. A large number of skin cases is included in this list.

Treatment.—The period immediately preceding the great war was the time of transition from the treatment of syphilis by mercury to treatment by injections of Arsenical Compounds. Since then treatment of syphilis by these injections has been universally adopted. The period depends on the stage of the disease and the response of the patient to treatment, the minimum being about 18 months to 2 years and the maximum a lifetime series of courses. In the former case, a further period of a year or two is needed for observation and blood tests if a cure is aimed at.

A combination of injections of arsenical compounds and Bismuth have given quicker results. But this combination cannot always be used or maintained in all cases. Each individual case must be treated as an entity, the treatment varying with the type and nature of the disease, the tolerance of the patient to a particular treatment and the effects obtained from different drugs exhibited. Other combinations used are Arsenic and Mercury, Arsenic and Iodides, Bismuth and Iodides and Mercury and Iodides in the form of injections, mixtures and pills. The necessity of exhibiting a variety of drugs or of changing the route of administration is especially called in cases which continue treatment for the full period or for a moderate term, often for reasons of intolerance or unsatisfactory response, but sometimes because such patients cannot attend for injections for a long time and are then recommended treatment by mouth during their absence.

Gonorrhœa is also a long drawn disease. The two principles of treatment—*drainage* and *resistance* still hold the field and will not be dispensed with in future, the advent of Sulphanimide and its derivatives is to welcome as a chemo-therapeutic agent which promises to control Gonorrhœa as effectively as Arsenical Compounds control Syphilis. It is probably too early to express a definite opinion on the efficacy of this drug as a curative agent *per se*, but the experiments at the clinic and the results obtained by other workers are sufficiently encouraging to justify the claim that it is a drug which is capable of bringing about an enormous acceleration in the cure of most cases of gonorrhœa and the avoidance of complications in many.

Laboratory Work.—The routine work of the laboratory includes a number of urine tests, examination of wet specimens and stained smears (simple and gram), etc., of which no account is kept. The following are the investigations carried out during the year of which a record is available:—

Wassermann Reactions	779
Kahn Tests	1,713
Dark Ground Searches for T. P.	3,722
Cultures	388
Miscellanea (blood smears and counts spinal fluids, etc.)	169

During the year, the Haffkine Institute carried out 1,030 Wassermann Reactions for our Clinic.

Investigations.—Investigation in the value of Meinickes Precipitation Test in the diagnosis of Syphilis is now completed. The work of evaluation of the specific Antitoxin Treatment in Gonorrhœa has been abandoned for various reasons mainly because the results were not very satisfactory. Research in the Chemo-therapy of the Sulphanimide group is continuing.

Result of Treatment.—The first aim of the Clinic is prevention of suffering and prevention of dissemination of venereal diseases from a public health point of view. This is attempted in many ways and the results of treatment in so far as it alleviates suffering and makes a patient non-infective has always produced very satisfactory results. In the matter of obtaining a cure the result in the case of non-syphilitic sores is excellent but in the case of syphilis and gonorrhœa the percentage is moving up slowly.

Follow-up Work.—The Nurse of the Clinic pays domiciliary visits and in her daily rounds traces defaulters and induces members of the families of patients to come to the Clinic with a view to submitting them for examination.

Propaganda.—The *Propaganda Room* at the Clinic which contains a display of posters and exhibits is visited every day by patients and outsiders. Leaflets and pamphlets are distributed at the room and by the nurse in her house to house visits. At the *Information Bureau* inquiries verbal or written are answered. Outside propaganda is carried out through local social organisations details of which may be found in the reports of those organisations.

Medical Education.—In view of the fact that post-graduate courses are now held in the teaching institutions in the City the courses which were held for many years at the Clinic and which trained a number of graduates who are to-day venereal specialists in many Government and Municipal Hospitals in India, have been stopped. Instead a limited number of Honorary Clinical Assistants for training are now admitted.

The Refresher Courses.—For general practitioners continue attracting medical visitors who are allowed to attend for short periods and practise methods of diagnosis and treatment.

DISINFECTION.

The following table shows the number of cases of Infectious diseases removed to Hospitals, of houses vacated and disinfected and of articles disinfected by steam:—

INFECTIOUS DISEASES—CAUSE AND NATURE OF ACTION TAKEN IN 1938.

On account of	Cases.	Cases removed to Hospitals.	Houses vacated.	Rooms disinfected.	Articles sterilized.
Plague					
Small-pox	3,233	427		4,567	3,086
Measles				24	54
Chicken-pox		33		298	62
Typhoid fever	1,168	3		1,062	1,124
Relapsing fever					
Influenza	28			10	17
Cholera	6			21	3
Erysipelas					4
Leprosy	54				1
Tuberculosis of Lungs	2,395	31		1,232	1,840
Cerebro-Spinal fever	258				
Dead Rats					
Other Causes		15		2,609	962
Total	7,142	509		9,823	7,153

Quantities and Cost of Disinfectants and Insecticides used.—The following statement shows (a) the quantities used for disinfecting dwelling houses, rooms and other places such as house gullies, drains, privies, etc., (b) the total cost of the disinfectants used for each purpose, and (c) the total quantities in which each kind of disinfectant was used during the year ending 31st December 1938 and their total cost:—

Name of disinfectant	(a) Quantities of disinfectants used.		(b) Total cost of disinfectants used.		Total Quantities of disinfectants used.	Total Cost.
	(i) For disinfecting dwelling houses and rooms.	(ii) For disinfecting other places such as house gullies, drains, privies, etc.	(i) For disinfecting dwelling houses and rooms.	(ii) For disinfecting other places such as house gullies, drains, privies, etc.		
Festerine, Gallons	14	6,751	2 1 10	984 8 0	6,765	986 9 10
Sal Hycol, Gallons	60		198 8 0		60	198 8 0
Sulphur, Lbs.	729	171	44 15 0	10 5 0	900	55 4 0
Resolol Powder, Bags		5		38 12 0	5	38 12 0
Kerosene 125°, Gallons	34	6,364	24 6 0	2,231 12 0	6,398	3,256 2 0
Paris Green, Lbs.		224		130 0 0	224	130 0 0
Lysol, Gallons	266	1,299	563 13 10	2,760 6 0	1,565	3,324 3 10
Phenol Popular, Drums	33		215 13 0		33	215 13 0
Tropical Chloride of Lime, Owts.		405		2,430 0 0	405	2,430 0 0
Dettol, Lbs.	29		72 0 0		29	72 0 0
Disinfectant fluid, Gallons	40		83 15 0		40	83 15 0
Vap Lamps, Nos.	22		19 9 6		22	19 9 6
Oil Furnace		8,875		1,295 12 0	8,875	1,295 12 0
Flit, Lbs.	1		2 3 0		1	2 3 0
Total			1,227 5 2	10,691 7 0		12,108 12 2

MEDICAL RELIEF.

Municipal Dispensaries.—The sixteen Municipal Dispensaries were open throughout the year to administer, as in the past, free medical relief to the sick poor of the City.

The number of new cases treated at the Dispensaries during the year was 164,702 (107,723 males and 56,979 females) as against 141,217 in 1937. The total attendances numbered 491,199 as against 418,512 in 1937. These figures include 249 visits by the Dispensary Medical Officers to patients in their homes.

The diseases treated at the dispensaries during each month of the year are shown in Table No. 5 (Appendix).

In addition to the above dispensary work, women and children are treated by two part-time Lady Doctors at six Municipal dispensaries in the City between 12 noon and 2 p.m. twice a week and by the Lady Doctors in charge of the five Maternity Homes at the five Ante-Natal and Post-Natal Clinics attached to the respective Homes between 1 and 3 p.m. twice a week.

The number of new cases thus treated was 16,813 (14,122 women and 2,691 children) as against 15,070 in 1937. The total number of attendances at these dispensaries was 55,382.

The free dispensary for the treatment of eye diseases opened and maintained in the Sanitary Institute, Princess Street, under Corporation Resolution No. 12677 of 5th February, 1920, was removed in June 1924 to the Bai Lingubai Building in Kamathipura and named "Rajanna Jalooji Charitable Dispensary." It was attended throughout the year by Dr. D. D. Sathaye. The dispensary is fully equipped and is open every day from 8-30 a.m. to 9-30 a.m. except on Sundays. The total number of new cases treated in 1938 at this dispensary was 5,584 (4,563 for Eye and 1,021 for Ear) as against 4,266 in 1937. The total attendance was 21,518 during the year as against 16,881 in 1937.

Attendance of New and Old patients as compared with the three previous years was as follows:—

Year.	New Patients.	Old Patients.	Total.
1935	3,236	10,740	13,976
1936	2,675	9,766	12,441
1937	4,266	12,615	16,881
1938	5,584	15,934	21,518

It would be interesting to state that a donation has been offered for the establishment of an Eye Hospital in the building where the present Eye Dispensary is existing by erecting thereon an additional storey. This addition will be a great boon to poor patients, especially residing in that particular locality.

PUBLIC HEALTH ADMINISTRATION.

The chief administrative functions of the Public Health Department constitute (1) Conservancy, (2) Medical relief, (3) Sanitation, and (4) Scientific work.

(1) The Conservancy consists of Municipal cleansing, scavenging, refuse disposal, dog catching and destruction, raids for capturing stray cattle, rat destruction, veterinary work of the Bullock Hospital and Infectious Diseases Hospital for Cattle.

(2) The Medical work comprises of control and prevention of Infectious Diseases including Tubercular and Venereal, registration of Births and Deaths, vaccination against small-pox, anti-malarial measures, Medical relief by means of free Municipal Hospitals and Dispensaries, provision for confinements in Municipal Maternity Homes, propaganda work in sanitation and hygiene during prevalence of Epidemic and endemic diseases, visits of District Nurses to different premises for giving aid to poor women during their confinement including the provision of necessaries during the period, Medical inspection of Municipal Schools and distribution of milk to school children.

(3) The sanitary work entails several duties, viz., the inspection and supervision of all premises in order to detect insanitary conditions existing therein and to remedy them under the different Sanitary provisions of the Municipal Act, supervision of food supplies and destroying unwholesome food, etc., control over adulteration of food, condemning insanitary areas, houses and rooms, provisions of public sanitary conveniences in the City, control over cemeteries and sanitary control over factories and other licensable trades requiring attention from a sanitary point of view.

(4) Scientific work consists of bacteriological and chemical examinations of all kinds affecting health.

For administrative purposes the City has been divided into seven wards A to G with four divisions, viz., A and B Wards, C and D Wards, E Ward and F and G Wards, under Assistant Health Officers who are responsible for the sanitary work of their respective divisions. There are thus four Assistant Health Officers in charge of the four main divisions of the City who are under the direct control of the Executive Health Officer.

The Island has been further sub-divided into 50 sections in charge of Inspectors styled Medical Assistants and each Inspector in the District to which he is appointed is required to undertake the work incidental to Registration and Sanitation as well. As a necessary corollary all the newly appointed Inspectors are required to be qualified Medical Practitioners and to pass the Sanitary Inspectors' Examination.

The 50 sections have been arranged in groups to form 10 Registration and Sanitary Districts, the work in each of the 10 Districts being supervised by a Senior and Junior Medical Inspector. There are 7 Senior and 10 Junior Medical Inspectors who are required to be Medical Graduates and to work under the orders of the Assistant Health Officers of the wards in which their respective Districts are situated. An exception in the rule as to the possession of a medical qualification is made in favour of the old grade Sanitary and Assistant Sanitary Inspectors.

In addition to the 50 Medical Assistants in charge of sections the sixteen Municipal Dispensaries are managed by 13 Medical Assistants whose duty is to give free medical relief to the sick poor of the City. Each of the ten Registration offices has one trained midwife. Her duty is to advise pregnant women to go to the Maternity Homes for confinement and to take them there if required, to advise mothers of the poorer classes in the care of their children and to attend women of the poorer classes in their confinements in their homes.

For the prevention of adulteration of milk, 6 Sub-Inspectors are employed to take samples of milk offered for sale and to submit them for examination to the Municipal Analyst. Sampling of milk is also carried out by the 17 Senior and Junior Medical Inspectors who are also responsible for taking samples of other articles of food under the Prevention of Adulteration Act.

The Malaria Branch, was re-opened on 8th January 1923 and anti-malarial measures during the year carried out were by a staff consisting of 6 Medical Inspectors, 70 Sub-Inspectors, 7 Muccadums, 181 Coolies, 1 Carpenter and 1 Mason under the control of an Assistant Health Officer who is subject to the control of the Executive Health Officer.

There are two Municipal Hospitals for infectious diseases under the Health Department; one for Tuberculosis and road-side patients at Connaught Road and the other at the Arthur Road for the treatment of patients suffering from all other infectious diseases except Leprosy. They are under the Medical Superintendent with a staff of four Medical Assistants, two Matrons, two Sisters, ten Nurses and three Probationer Nurses.

The analysis of samples of food and samples of the Municipal Water supply is carried out by the Municipal Analyst in a laboratory attached to the Health Department.

The Veterinary Staff includes 1 Senior Inspector, and 3 Inspectors who are all qualified Veterinary Surgeons and inspect all public stables in the City and are also in charge of the Municipal Bullock Hospital and of the Segregation sheds at Tardeo Flats. In addition to this staff, there are 9 Veterinary Assistants who are responsible under the Conservancy Supervisors for the health of the bullocks in the eleven Health Department Stables.

The Vaccination Staff includes besides the Superintendent, 1 Head Vaccinator and 11 Vaccinators.

Since July 1938, a separate branch has been started to conduct welfare work among the labour staff. The branch is given in charge of a Lady Welfare Organiser with one Assistant and a staff of 10 teachers for sewing classes, 9 women workers, 9 male workers and 10 assistant male workers. Except the Organiser and her Assistant the other staff consists of part-time workers.

The Branch for the Medical Inspection of Schools was transferred to the Health Department from 1st April 1938, and the inspectorial staff of the branch consists of 2 Medical Inspectors, one Medical Inspectress, one Junior Medical Inspector and one Assistant to the Medical Inspectress.

Conservancy.—The work done by the Conservancy Branch during the year 1938 is described below.

The Establishment of the Conservancy Branch for the year 1938 remained almost the same as in 1937.

The Conservancy Branch has to attend to Roads, Footpaths and House-gullies daily as many times as necessary. The area conserved is as follows:—

Total mileage of various types of roads with their areas in square yards.								Total in miles and sq. yards.
	Water-bound.	Dressed with bitumen.	Asphalt grouted.	Premix asphalted.	Set paved.	All concrete.	Private water-bound.	
Mileage	12.77	124.25	38.31	42.08	9.05	6.89	34.19	268.04
Sq. yds.	242,088	2,290,894	731,058	1,006,677	182,294	97,042	444,674	5,003,707

FOOTPATHS AND HOUSE-GULLIES.

Mileage of footpaths and house-gullies.

Footpaths	House-gullies.
23,667 2,258,485	104 miles. 329,700 sq. yards.

Frequency of Cleansing in a Day.—The frequency of cleansing depends upon the nature of roads and their importance. The majority of the roads are cleaned twice daily, but some are cleaned four and even six times. A few roads are cleaned once daily, being at remote places without buildings or heavy traffic. All footpaths and house-gullies are cleaned twice daily.

The following table shows collection and removal of refuse by the Street Cleansing Branch:—

COLLECTION AND REMOVAL OF REFUSE BY STREET CLEANSING BRANCH FOR 1938.

Population Census 1931.	Area in acres.	Tonnage of refuse collected and removed.			Total estimated.
		House and street.	Trade.	Market.	
1,161,383	15,480	419,437 tons. 1,048,593 carts.	25,592 tons. 63,981 carts.	11,396 tons. 28,490 carts.	4,56,425 tons. 1,141,064 carts.

Units for Collection and Removal of Refuse.—The vehicles used for the collection of the street and house refuse consist of 289 units of which 34 were mechanically propelled and 255 drawn by bullocks.

PUBLIC RECEPTACLES FOR THE STORAGE OF REFUSE.

Street orderly bins.	Dust-bin cart stands.	Refuse bucket bin on stands.	No. of dust-bin sheds.	Refuse collection yards.	Sanitary bins provided by owners.
34	171	46	182	2	64,323

The Refuse Collection Yards mentioned above are situated at Palton Road "A" Ward and Parbhadevi "G" Ward. House refuse from some parts of "A," "B," and "C" Wards close to Palton Road Yard, is brought by carts to that Yard, and subsequently removed by Motor Lorries. Similar procedure obtains in the Parbhadevi Yard, where house refuse is conveyed by carts from some portions of "F" and "G" Wards.

The waste-paper bins attached to the Tramway and Gas Light Poles on the principal thoroughfares in the City are still continued. The total number of bins so provided was 750.

All public receptacles are regularly attended to, the refuse in majority of cases being removed at least twice or thrice a day or oftener in the case of more important centres, in two shifts, between the hours of 6 a.m. and 9 p.m. A few receptacles only are attended to once a day, as they need clearance only once. All these places are swept clean immediately after the removal of refuse and are sprinkled with deodorants. Out of 433 refuse stands, 323 are permanent and are properly paved. Experience has shown that after a stand has been cleansed and treated, there is no nuisance at the place. It must, however, be admitted that in spite of all this, the dust-bin sheds are a source of nuisance and have become a necessary evil due to the lack of intelligent co-operation from the public. The public requires to be educated in such a manner as to make them realise the benefits of collecting refuse on their premises in suitable bins and handing it over to the Municipal travelling carts. All possible attempts are, however, being made to eliminate the kutchra sheds by extending house-to-house collection system.

Refuse Disposal.—The following table shows the quantity of refuse disposed of during the year 1938 in tons:—

DISPOSAL OF CITY REFUSE FOR THE YEAR 1938.

Quantity of refuse disposed of by various methods.							Totals.			Total yield.	
By rail to Deonar			By Reclamation.			By Incinerators (Household).	By Manure-pits (Refuse from stables).	Household.	Trade.		Market.
Household.	Trade.	Market.	Household.	Trade.	Market.						
298,604	65,052	20,421	122,987	13,793	..	2,866	47,517	419,437	126,363	20,421	566,220

The work done by the Halalkhore Branch for 1938 is given below :—

No. of hands employed.		Total number existing.				Amount of excrementitious matter removed.		Method.		No. of Vacuum Emptiers used.	Capacity of the Vacuum Emptiers.		No. of Cylindrical Cesspool Carts.		No. of Pail Carts.	Disposal of Privy and Cesspool Contents.
Basket Halalkhores including V. G. Cs.	Cesspool Cart Drivers.	Privy Seats.	Cesspools.	Septic Tanks.	Soakage Pits.	From Privies. Baskets.	From Cesspools. Gallons.	Privies.	Cesspool and Septic Tanks.		800 Gallons.	1,000 Gallons.	Two-wheeled.	Three-wheeled.		
*819	58	6,436	1,675	284	52	879,105 or 16,876 tons	18,363,500	Wholly by Hand.	By Vacuum Emptiers and Bullock-hauled Carts.	4	2	2	65			To Night-soil Depots in the City.

*Basket Halalkhores	311
Bungalow women	3
Vacant Ground Cleaners	193
Attendants at Public Conveniences	189
Depot Fillers	19
Cesspool Fillers	86
Halalkhores for Health Department Chawls	18
Total	819

PUBLIC SANITARY CONVENIENCES AS OBTAINING IN THE YEAR 1938.

Latrines only.		Urinals only.		Bathing Places only.		Combined Urinals and Latrines.			Combined Urinals, Latrines and Bathing Places.				Basket Privies.		TOTALS.					
No. of Structures.	No. of Seats.	No. of Structures.	No. of Stalls.	No. of Structures.	No. of Cubicles.	No. of Structures.	No. of Stalls.	No. of Seats.	No. of Structures.	No. of Stalls.	No. of Seats.	No. of cubicles.	No. of Structures.	No. of Seats.	No. of Structures.	No. of Stalls.	No. of Latrine Seats.	No. of Cubicles.	No. of Privy Seats.	
51	379	132	442	10	47	45	195	218	17	58	104	79	11	118	266	695	701	126	116	

The work of cleansing the Septic Tanks attached to private premises in the unserved areas of the City was continued by the Conservancy Branch. The work was done free for the owners of properties. There are 284 Septic Tanks in the City most of which are in "F" and "G" Wards. The annual expenses incurred by this Branch in this direction were Rs. 2,345-4-0.

Road Scraping, Road Washing and Gully Flushing work done by the respective gangs during the year 1938 is given below:—

STATEMENT SHOWING THE WORK OF ROAD WASHING, ETC., DURING THE YEAR 1938.

ROAD SCRAPING.		ROAD WASHING.	
Area of Roads scraped in sq. yards.	Tonnage of Road scraping and debris collected.	Road and Footpath washing.	Gully flushing.
		Area of Roads and Footpaths washed in square yards.	Area of paved gullies flushed in square yards.
609,508	12,528	15,673,866	6,979,998

Carcasses.—Excluding dogs and cats, the carcasses of large and small animals collected by the Conservancy Staff numbered 3,221 and 21,549 respectively during the year. They were handed over to the Skinning Contractor who had taken the contract for Rs. 20,501.

Rat Destruction.—Rat operations were carried out throughout the year as before. To enable the rat population to be kept at its lowest limit, it is necessary to carry on intensive work. The table given below shows the number of rats dealt with during the year.

The total number of rats collected and destroyed during the year was 734,333 against 703,850 in the year 1937. It will be seen from the following statement that out of 734,333 rats collected and sent to the Haffkine Institute, 187,272 were examined and none was found infected.

RAT DESTRUCTION STATISTICS FOR 1938.

Method.				Number of rats killed or found dead.	Number of rats taken alive.	Total.	Number of rats examined.	Number of rats infected with Plague.	Number of infected rats per 100.
Baits Ba Co. 2.	Traps laid.	Cyno Gas and Baby Dusters.	Other.						
62,25,930	10,625	81	Flooding and Dak Lime.	328,688	410,645	734,333	187,272	Nil.	Nil.

Dog Destruction.—The work of destroying stray and ownerless dogs was continued throughout the year as before. Captures as usual were effected mainly by the use of American Buck Skin Gloves. Tongs were used only in cases of rabid dogs when the dog to be captured was found to be unmanageable. The total number of dogs caught was 9,979. Out of this number, 9,498 were destroyed by Electrocutation and 481 were returned to owners.

Stray Dog.—The nuisance from stray dogs in Bombay still continues to be the same as before in spite of the vigorous operations which were carried on by this Department to control it. This is due to the limited powers and the other difficulties as already reported previously.

The total number of dog-bite cases treated at the Haffkine Institute during 1938 was 1,798, as against 2,164 in 1937.

The question of supplementing the existing powers by the amendment of the Municipal Act enabling the Municipality to levy a tax on dogs which has already been referred to the Government of Bombay for their approval is still under their consideration.

Stray Cattle.—The number of stray cattle in the streets increased considerably in the year 1938. The work of controlling the nuisance was carried out more vigorously and periodical raids were arranged for more frequently than before. During the year under report 235 raids were carried out in the different localities and as a result thereof 456 cattle were caught and sent to the pound.

The details of the work done month by month are shown below:

Month	Number of raids made.	Number of cattle caught and impounded.
January 1938	15	33
February	18	47
March	18	46
April	17	31
May	21	53
June	22	40
July	25	57
August	23	34
September	21	38
October	17	19
November	17	18
December	21	43
Total	235	456

Basket Privies.—During the year 137 Basket Privy seats were converted. The number of seats to be converted in the sewered areas of the City is as below:

Ward	Number of privy blocks in sewered areas.	Number of privy seats in sewered areas.
A.	5	22
B.	2	4
C.	8	17
D.	4	10
E. E.	8	21
E. W.	10	29
F.	44	202
G. S.	26	98
G. N.	920	2,908
Total	1,027	3,311

The following statement shows the number of Basket Privies in the unsewered areas:-

Ward	Number of privy blocks in unsewered areas.	Number of privy seats in unsewered areas.
F.	347	968
G. S.	395	1,561
G. N.	207	596
Total	949	3,125

Sanitary Bins.—21,465 buildings have been provided with sanitary bins and 6,853 have yet to be provided.

Infectious Diseases Ambulances and Hearses.—Ambulance service under the control of the Health Department is rendered free of charge within the limits of the City of Bombay. There are four ambulances for removing patients suffering from infectious diseases to the Infectious Diseases Hospital free of charge. These ambulances are kept in readiness at the garage at the Arthur Road stables for service throughout the day and night. Patients suffering from other diseases either from the Road side or charitable institutions are all removed free in ambulance. Patients discharged either from the City Fever Hospital or the Maratha Hospital are allowed the free use of the ambulance for going back to their residence.

The service is also made available for removing patients suffering from Infectious Diseases from places outside the limits of the City of Bombay on a charge of annas 12 per mile. In these cases deposits are required to be paid in advance.

There are two Hearses for the removal of Christian and non-Christian dead bodies from Hospitals to their homes or to cemeteries. There is also one dead body van attached to the K. E. M. Hospital for the same purpose. For the service of the dead body van of the K. E. M. Hospital, a charge of Rs. 5 is made for the 1st hour and Rs. 3 are recovered for every subsequent hour, exemptions being made only in deserving cases.

A free service of both the Hearses is made available for the removal of Christian Paupers to cemeteries within the City limits on production to the Officer in charge Ambulance Service at Arthur Road of a certificate from the Parish Priest.

The Hearses and the van are also available for the removal of dead bodies outside the limits of the City of Bombay on a charge of annas 12 per mile. Deposits are required to be paid in advance in such cases.

In addition to the above, Maternity Ambulance Service and Street Accident Ambulance Service is available to the Public and are under the control of the Chief Officer, Fire Brigade, Bombay. The former is made available for conveying patients from their homes to Maternity Homes or Hospitals free of charge, while the latter service with 5 ambulances is rendered free of charge for accidents occurring in the streets and factories in the City and also on a charge of Rs. 5 for the first hour and Rs. 3 for each succeeding hour or fraction thereof for removing patients suffering from diseases other than Infectious Diseases.

The work done by the Health Department Hearses and Infectious Diseases Ambulances during the year 1938 is as given below :—

(1) Number of pauper Christian dead bodies removed by the Health Department Hearses during the year	448
(2) Number of non-Christian dead bodies removed in the K. E. M. Hospital dead body ambulances	698
(3) Number of patients removed by the Infectious Diseases Ambulances during the year	5,719

SCHOOL MEDICAL INSPECTION.
The work of medical inspection of municipal schools was transferred to the Health Department from 1st April 1938. Prior to that it was under the Schools Committee. The Medical Inspector of Schools and the other staff appointed to look after different activities connected with the medical inspection of Schools are now placed under the direct supervision of the Executive Health Officer.

Upto this time, the children of all the standards were examined annually in as many schools as possible by the Inspectorial staff, but during the year under review the staff could examine all the children of Infant classes of all municipal schools and also the pupils of the 3rd Standard in F and G Wards and the pupils of most of the schools in E Ward.

The total number of schools visited and re-visited by the Medical Staff was 440, out of which 210 were boys' schools and the remaining, girls' schools. The total number of children examined was 24,871, out of whom, 7,737 were from girls' schools. The number on Roll in the schools visited was 34,355 at the time of medical inspection of schools.

The percentage of diseases and defects found was 46 per cent. amongst the boys and 51 per cent. amongst the girls.

The following are the percentages of the common defects found amongst the children examined :—

1. General Debility or Malnutrition	17.2 per cent.
2. Dental Diseases	23 "
3. Diseases of Ear, Nose and Throat	11 "
4. External Eye Diseases	8 "
5. Defects of Vision (amongst IIIrd Standard only)	8 "
6. Diseases of Lungs	2 "
7. Diseases of Heart and Circulation	1 "
8. Cases of Enlarged Lymphatic Glands	7 "
9. Contagious Skin Diseases	3 "
10. Cases of Enlarged Spleen	44 "

The following table will show how much interest was taken by the parents and guardians of the children when diseases of their respective children were brought to their notice :

1. No. of Children on Roll	34,355
Boys	24,134
Girls	10,221
2. No. of Children examined	24,871
Boys	17,134
Girls	7,737
3. No. of Intimations sent to Parents and Guardians	11,902
Boys	7,903
Girls	3,999
4. No. of Replies received from Parents and Guardians	8,186
Boys	5,442
Girls	2,744
5. No. of Children desiring Treatment at the Clinic	5,425
Boys	3,846
Girls	1,579
6. No. of Children desiring Private Treatment	254
Boys	101
Girls	153
7. No. of Children not consenting to any treatment	2,507
Boys	1,495
Girls	1,012

School Clinic at the K. E. M. Hospital.—With a view to giving the benefit of medical treatment to pupils, especially the poorer ones, a fully equipped clinic has been maintained at the K. E. M. Hospital. The pupils requiring treatment and willing to undergo it, at the clinic are conveyed to, and from the clinic in buses maintained for the purpose and are given careful treatment at the Hospital.

The number of cases so treated during the period from July 1938 to 31st March 1939 was 2,095 (new children) in addition to 6,330 old cases, i.e., 8,425 in all.

The following table illustrates the total number of new cases registered under different departments as well as the old cases treated in each department during the period, as compared to the work in the preceding year :—

Department	1938-39			1937-38		
	New cases	Old cases	Total	New cases	Old cases	Total
Medical and Surgical	671	2,963	3,634	646	2,874	3,520
Aural	352	556	908	451	690	1,141
Ophthalmic	282	1,225	1,507	255	1,161	1,416
Dental	385	325	710	267	435	702
Skin	405	1,261	1,666	332	1,139	1,471
Total	2,095	6,330	8,425	1,951	6,299	8,250

In addition to the routine work of medical inspection of the school children the following activities were carried out by the medical staff :—

- (1) Distribution of Free Spectacles to poor children.
- (2) Supply of Emergency Outfits to schools.
- (3) Insanitary conditions in and around the school premises were brought to the notice of the Secretary, Schools Committee, and the Executive Health Officer.
- (4) Interviews with parents, guardians and teachers in schools and the office.

Free Spectacles.—104 spectacles were supplied to poor deserving children according to the advice of the Ophthalmic Surgeon at the School Clinic.

Emergency Outfits.—217 schools were supplied with the outfits. The demand for them has been increasing.

Interviews.—In some urgent cases 78 parents were interviewed in the various schools with a view to persuading and advising them to get their children treated either at the municipal dispensaries or at the school clinic or privately.

Annual Sports.—The attendance of the Medical Inspectress was required at the Annual Sports to treat cases of minor injury which occurred amongst girls while at play. Injured boys were attended to by the medical staff of the Sanitary branch deputed by the Executive Health Officer.

Travelling Dental Clinic for School Children.—This clinic was managed by a part-time Dental Surgeon. Under the system of work newly introduced, only the children of infant classes were examined and treated. The Dental Surgeon paid 113 visits to 35 schools during the period from 1st April 1938 to 31st December 1938 and examined in all 2,058 children, out of whom 796 boys and 578 girls were treated. There were 939 cases of fillings, 398 cases of treatment and 1,207 cases of extractions.

SCHOOL BUILDINGS.

There are altogether 379 Municipal primary schools and classes in the City. Out of these, 36 schools are located in buildings specially constructed for the purpose by the Corporation and the remaining 343 are accommodated in hired chawls and buildings. These chawls and buildings were never intended for being occupied as schools and they thus lack in most of the requirements of schools. The result is that children going to these schools are taken out from their homes for being located during school hours in premises unsuitable from the point of view of schools. Further the cubic space per child in these schools falls short of the minimum requirement of 90 cubic feet per head which leads to overcrowding in classes. The situation becomes still worse when more children than those intended to be located in a class have to be huddled up in rooms to meet the exigencies of the case. Sanitary arrangements in these hired premises are also far from satisfactory and quite inadequate. In short on the one hand primary education is proposed to be made compulsory, while on the other hand the children brought for education are accommodated in hired premises unsuitable for schools. This state of things is likely to prove detrimental to the health of school children. It will not be denied that it is no advantage to the nation in making every child literate if the education is not based on sound health. The state of affairs needs immediate attention of the authorities concerned. Schools on hygienic principles need be built in different parts of the City in the immediate future and should be such as will be models to the school children for hygienic living which will ultimately be practised in their homes by them.

SOCIAL WELFARE BRANCH.

Ten welfare centres (eight for the employees of the Conservancy Branch, one for the staff of the K. E. M. Hospital and one for the Staff of the Mechanical Engineer's Department) in several Municipal Chawls from Cochin Street upto Dadar, were taken over by the Municipality from the various private agencies that were getting grants for running them and were placed under the charge of the Public Health Department from 1st July 1938.

They were organized under a new working system with mostly a new staff and new equipment. The staff consists of two full-time workers and thirty-eight part-time workers there being two males and two female workers at each centre.

The various activities that were organized during the six months under report were as under:

(i) **Recreational Activities.**—Such as indoor and outdoor Games, Gymnasiums, Physical Culture, Tournaments and Matches, Sports, Picnics and Outings, Cinema shows, Bhajan Mandalies, Music and Dramatics and Gardening.

The First Annual Sports were held under the Presidentship of the then Municipal Commissioner, Mr. I. H. Taunton, who distributed the prizes. About 4,000 Harijan Adults and children had gathered at the Gowalia Tank Maidan on that occasion. Mr. Taunton, Dr. J. Mehta, Dr. Mhatre, Dr. Nerurker and Mr. Dandekar very kindly donated shields and trophies for various items.

(ii) **Educational Activities.**—*Adult Literacy Classes.*—Literacy classes for teaching the vernaculars, Gujerathi and Marathi were started at each centre. In the beginning, we got a good response, but we feel that there ought to be some compulsion on the employees. Literacy should be one of the qualifications for recruits in the Municipal employment.

English Class.—These were attended in good number by young men. Coaching was given to all the school-going children who needed it.

Newspapers and Magazines.—Newspapers and magazines were provided at each centre and interesting news were read out to those who could not read.

Talks and Lantern Slides' lectures were arranged from time to time on current topics and social subjects of immediate interest to the employees, i.e., on elementary history, geography, cleanliness and sanitary living, domestic economy, child-welfare, co-operative movement, balanced diet, etc.

Debating Societies.—Once a week, debates were organized at all the centres. The adults showed a keen interest in the subjects discussed and participated in the discussions in great numbers. Some of the subjects discussed were, "The Caste System," "Temperance," "Hygienic Living," "Advantages of Education," etc.

Scouting.—Cubs, Scouts and Rovers' troops were organized at six centres. Camp-fires were held at each centre once a month.

Women's Classes.—It was with great difficulty that women could be brought to these classes. Lessons were given in scientific cutting and sewing of women's and children's clothes, shirts, in embroidery and fancy work, knitting, crochet-work and bead-work. Other activities were literacy classes, talks and lectures, newspaper reading, story-telling, instructions in house-keeping, cooking, first-aid and home-nursing. A recreational Club was also formed at each centre. Picnics and outings were also arranged. Social gatherings were organized on Holidays and Festivals.

Home Visitation.—Home visitation was an important item in our programme. Chawls were regularly visited by the part-time workers to have interviews with family members upon family problems in a friendly manner. People were persuaded to change their unhygienic habits and the importance of cleanliness and sanitary living was emphasized upon them; to send their children to school; and they were directed to dispensaries and hospitals for medical treatment in cases of illness.

Leadership-Training.—Much attention was paid in infusing a spirit of leadership among the people so as to make them independent, self-supporting, hardworking and enthusiastic. Educated boys were picked up from each centre and were trained for leadership. They helped the welfare-workers in carrying out the activities at the centres and as far as possible, some of them were given chances as workers on the staff.

The average daily total attendance at the different centres was 524 boys, 331 girls, 372 men and 252 women.

Legitimate grievances of the employees regarding their housing, recruitment, leave, conditions of work, co-operative societies, etc., were looked into and brought to the notice of the Head Supervisor and the Executive Health Officer.

Our thanks are due to Mrs. B. N. Motiwala for donating us 30 yards of Khadi for the sewing classes, to Wadia Movietone for giving us a free show, to the Director of the Sir D. Tata Graduate School of Social Work for giving us voluntary services of five of the students, and to some of the members of the Social Workers' Society for rendering us help at two of the centres.

Milk Supply.—The inquiries made and the reports submitted by the Dairy Superintendent in 1923 show that the quantity of milk available per head of population was 3.1 ounces, an amount which must be regarded insufficient for the consumers of whom a majority are vegetarians.

In the non-vegetarian diet of a healthy adult efficient substitutes for milk can no doubt be provided, but for children up to the age of 12 years and for vegetarians, milk may be regarded as essential.

Since the year 1920, various schemes for the improvement of City's milk supply were under the consideration of the Corporation. In the beginning, it was proposed to launch a scheme under which it was intended to remove the existing cattle stables from Bombay to Trombay or elsewhere in the suburbs, and to construct at the latter place new stables strictly in conformity with the bye-laws to be under the control of the Municipality. The necessary proposals under the scheme were prepared by the Dairy Superintendent and submitted by the Commissioner to the Corporation. For various reasons, however, this scheme did not make much progress.

A similar scheme is now under consideration of the Government.

During the year, 1,903 hawkers importing milk by train were inspected. 757 were found to have no licence and 505 were carrying milk in open cans without covers. The number found with grass rings in the milk vessels was 641.

Skimmed milk is imported into the City from Anand and other places in Gujarat. On account of the length of the journey, this milk must necessarily be preserved with boracic acid or formaline. Amongst the various measures tried for the purpose of stopping importation of this milk, has been the cancellation of the licenses of milk dealers who import milk from Gujarat. During the year, attempts were made to examine the milk on receipt at Railway Stations and to destroy forthwith the contents of the milk cans found to contain formaline or boracic acid. Raids were also organised at the places in the City at which the trade in this milk was generally suspected to be carried on and also at different tea shops and Eating Houses. As a result of this, 6 persons were detected dealing in this milk.

Prosecutions were instituted in 566 cases of hawkers found selling milk in the streets without a licence. Details with regard to the adulteration of milk and the number of prosecutions for the sale of adulterated milk will be found in the report of the Municipal Analyst.

The total number of prosecutions for the sale of milk by unlicensed persons and for breaches of the licence regulations was 668.

Unwholesome Food.—The following list shows the articles of unsound food seized and destroyed under Sections 415 and 416 of the Municipal Act:

Fruit (dry)	lbs.	220	Chocolate (pieces)	lbs.	13,674
Fruit (fresh)	No.	1,503	Tinned meat	tins	41
Tins of preserved fruit	tins	4,151	Flesh (beef)		130
Potatoes	lbs.	78	Fish (tinned)		110
Milk (fresh)	"	13	Ham	{ tins	525
Milk (condensed)	tins	2,111		{ lbs.	2,894
Indian sweetmeats	lbs.	109	Onions	"	50
Cheese	"	2,954	Patent foods	tins	2,498
Tea or coffee	"	44,459	Vegetables	lbs.	113
Biscuits	tins	86	Butter, milk and curds	"	57
Grain flour	{ cases	100	Sev, dal, puri, etc.	"	36
	{ pkts.	578	Syrup water	"	20

Statutory Notices.—The following list gives the number of Notices served by the Inspectors and the number of Prosecutions undertaken for various offences under the Municipal Act during the year:

STATUTORY NOTICES UNDER THE MUNICIPAL ACT IN 1938:

	Number of Notices issued under various Sections of the Municipal Act
Total Number of Notices issued	16,561
Number complied with	10,636
Number not complied with	2,541
Number pending (disputed or not served)	3,135
Number cancelled	249
Number of Notices in 1937	13,586

Statement showing the number of Court cases filed under different sections and the cases outstanding on 1st January 1939:—

Sections under which prosecutions were instituted	No. of cases outstanding on 1st January 1938	No. of cases filed in the year 1938	Total of columns Nos. 2 and 3	No. of cases disposed of	No. of cases outstanding on 1st January 1939
248	55	100	155	106	49
249	8	85	93	83	10
250	2	2	4	2	2
251A	8	8	16	8	8
257	28	225	253	254	20
257, 375, 372	87	641	728	652	76
258	3	9	12	10	2
274	3	41	44	41	3
316	17	17	34	17	17
367, 368	2	15	17	16	1
372	41	926	967	871	96
375	4	150	154	149	5
375A	22	148	170	168	2
377	4	59	63	54	9
378	18	81	99	90	9
379	5	5	10	4	6
380	39	325	364	302	62
381	30	571	601	566	35
381A	1	26	27	24	3
384, 384A	12	176	188	180	8
390	8	108	116	90	26
394	198	1,768	1,966	1,841	125
397	1	9	10	8	2
412A	349	2,465	2,814	2,382	432
417B	11	11	22	9	13
424	4	4	8	4	4
472	45	148	193	180	13
Total	955	8,145	9,100	8,036	1,064
Bombay Prevention of Adulteration Act	285	1,885	2,170	1,858	312

The total amount of fines inflicted during the year on account of these cases was Rs. 97,150.

SANITARY STATE OF THE CITY.

The principal causes of the insanitary conditions which maintain the death-rate at a high level even in non-epidemic periods, are the insufficiency of the sewers, the continuance of the basket privy system in unsewered areas and the density of houses and persons per acre.

Water Supply.—With the completion of the Tansa pipe line, the City as a whole is now provided with an adequate supply of water from Tansa Lake. The whole supply has been chlorinated throughout the year. No provision of any kind is made for filtration.

Drainage.—Reference was made in detail in the Report for 1920 to the gravity of the insanitary conditions which result from the inadequacy of the present sewer system. The work of providing drainage system in the North of the Island is proceeding and will be completed in the next few years.

HOUSING.

Insanitary Dwellings.—The routine inspection of dwellings and premises presenting or likely to present sanitary defects has been systematised under a scheme whereby each one of the 50 Medical Assistants and 17 Medical Inspectors is required to devote not less than one afternoon a week to the inspection of the houses in streets or areas definitely allotted for the purpose by the Assistant Health Officer. The scheme aims at the inspection of not less than 5 houses per week by each member of the inspectorial staff or 17,500 houses in all in the year. Were inspection the single object in view, these numbers could be doubled or trebled. Since, however, the primary inspections are only the first step in securing the remedy of the sanitary defects discovered, their number is strictly limited by the number of secondary visits which the enforcement of the requirements of the Department entails.

One thousand three hundred and sixty-four insanitary dwellings were evacuated during the year, and 278 rooms were improved.

Sanitary Inspection.—In Table 22 (Appendix) will be found a summary of the inspections (195,026) made by the Medical Inspectors and Medical Assistants during the year and of the sanitary works (21,931) carried in response to their orders.

Scheme for Clearance of Slum Areas in the City.—There are many slum areas in the City which require prompt and immediate attention for their improvements. As Corporation have already passed the scheme for the improvement of these areas, it is highly desirable in the interest of Public Health of the City that the entire scheme should be completed without any delay.

Milch Cattle Stables.—For the last 14 years, it has been the policy of the Corporation not to allow construction of any new milch cattle stable in the City or the conversion of the existing bullock or horse stable into milch cattle ones in any part of the City. There are at present 89 licensed milch cattle stables in the City and the total number of milch cattle licensed to be kept in them is 15,679. These stables were licensed before the Corporation began to pursue the abovementioned policy and as they will have to be tolerated until a suitable arrangement is made for their location elsewhere, the Corporation's policy, though being strictly followed for the last several years, has not created any material advantage to the City in getting rid of one of the most insanitary condition caused by the existence of the milch cattle stables in the heart of the City.

Milch cattle stables located in a big City like Bombay cannot be really sanitary, nor can they be entirely free from nuisance whatever strict supervision over them is exercised and due precautions are taken in enforcing the bye-laws as rigidly as possible. Many factors such as the collection of animals housed close together, the accumulation of dung even for a few hours, the smell which cannot be avoided when large numbers of animals are packed into a confined space in a highly populated area, the collection of milk in large quantities in the dusty and possibly disease-infected air of towns tend towards the lowering of the standard of milk produced, lead to the creation of a nuisance in the neighbourhood, and may result in the possible dissemination of disease by means of the flies which inevitably follow cattle stables, housing many thousands of milch cattle among the human population of a big City is not desirable if any other satisfactory system can be found.

Taking these factors into consideration, it is desirable to formulate a scheme under which the City may get rid of these stables without much delay.

R. K. MHATRE,

L.M.S., D.P.H., D.T.M.&H. (Cantab.), M.B. SAN. I. (London),

PUBLIC HEALTH DEPARTMENT,
MUNICIPAL BUILDINGS,
BOMBAY.

Acting Executive Health Officer.

APPENDIX,

REPORT OF THE CITY FEVER HOSPITALS, ARTHUR ROAD, FOR THE YEAR 1938.

The Bombay Municipality started a hospital at Grant Road in 1888 called the Grant Road Infectious Hospital. This hospital was generally opened during epidemics of small-pox and cholera and was closed during the rest of the year. The hospital worked for four, six, one and seven months during the years 1888, 1889, 1890 and 1891 respectively. It was permanently closed on the 26th July, 1892, and the patients, furniture, etc. were transferred to the newly established hospital at Arthur Road. This new hospital was made ready for the admission of patients on the 12th March, 1892, and since then it was known as the Arthur Road Hospital for infectious diseases. When the Small-pox Unit was entirely separated from the general unit, the name was changed to "City Fever Hospitals." In the beginning patients suffering from cholera and small-pox were chiefly admitted and treated in the hospital, but now patients suffering from all infectious diseases are treated here. In the first outbreak of Plague, patients suffering from that disease were also treated in the hospital, and from 1896 to 1901, 6,382 plague patients were admitted. Since 1901 however, the admission of plague patients into this hospital was discontinued, and a separate hospital known as the Maratha Hospital was started for such cases in 1902. But since 1930, the Maratha Hospital has been entirely reserved for Tuberculosis, and the admission of plague patients to the City Fever Hospitals has been resumed.

The hospitals in the beginning consisted of mere sheds. Permanent wards were gradually constructed every year and by 1909 the hospital had six permanent wards with 132 beds. The Corporation by their Resolution No. 8017 of 10th November 1924, decided to increase the total accommodation to 500 beds. Since then, the accommodation is continuously increasing, and at present, consists of 324 beds. One ward of 36 beds in the general unit and Nurses' quarters referred to in the last year's report are now ready.

The hospitals are recognised by the Bombay University and College of Physicians and Surgeons, Bombay, for Clinical instructions in infectious diseases and methods of administration of Fever Hospitals for students reading for the M.B.B.S., B.Hy., and L.C.P. & S. courses.

I.—STAFF.

I was in continuous charge of the hospital throughout the year. The Medical and Nursing Staff of the hospital comprises the Medical Superintendent, two medical assistants, one matron, two sisters, four nurses, three probationers and a compounder. In addition to this a temporary staff was engaged during the year on account of the increased number of patients. The maximum staff was engaged in the month of March, 1938 and comprised of nine medical assistants, three sisters, thirty-three nurses, forty-one ward attendants, nine cooks, forty sweepers, one butler, nine dhobies, nine hamals, three ambulance bearers, one laboratory boy, one tailor, one clerk, one telephone clerk, and two compounders.

II.—GENERAL STATISTICS.

Admissions.

The total number of admissions during the year was 4,460, as compared with 2,494 in the previous year.

TABLE NO. I.

The following table shows the admissions during the year under report:—

	Small-pox	Chicken-pox	Mumps	Mumps	Diphtheria	Cholera	Meningococcal Meningitis	Erysipelas	Typhoid	Encephalitis	Whooping Cough	Enteric Fever	Other diseases	Total	Deaths	Discharged	Average No. of Patients
January	433	85	44	6	23	..	23	1	2	..	1	19	63	696	116	582	309
February	526	129	63	8	16	..	41	2	2	42	827	151	676	434
March	423	206	63	11	18	..	37	2	1	52	822	102	720	448
April	186	97	20	15	8	..	17	2	35	383	59	324	300
May	59	27	19	12	8	..	28	..	2	44	231	51	180	200
June	18	2	20	8	17	1	17	43	60	188	40	148	132
July	12	5	13	17	15	2	17	46	126	251	56	195	126
August	2	..	13	17	15	1	14	1	23	132	218	38	180	121
September	9	5	20	19	16	..	12	..	1	..	1	20	129	232	37	195	116
October	2	5	8	16	23	..	19	1	2	14	135	229	98	185	118
November	..	5	4	10	18	..	9	2	4	19	126	202	28	164	113
December	1	15	14	17	20	..	18	1	17	77	185	34	151	96
Total	1,871	584	291	146	205	4	250	12	12	1	28	235	1,021	4,460	780	3,700	214

TABLE II. REPORT OF THE CITY HEALTH DEPARTMENT

Showing the particulars of the patients remaining on 1st January 1937, fresh admissions during the year and the total number of patients including the remaining ones treated and the number discharged.

	Small-pox	Cholera	Measles	Mumps	Diphtheria	Cholera	Meningococcal Meningitis	Erysipelas	Encephalitis	Influenza	Whooping Cough	Enteric Fever	Other Diseases	Total
Patients remaining on 31-12-1936	136	9	5	4	3		10						37	211
Admitted from 1-1-37 to 31-12-36	1,671	584	291	146	205	4	250	12	1	12	28	235	1,021	4,480
Total treated	1,807	593	296	150	208	4	260	12	1	12	28	262	1,058	4,671
Discharged	1,478	590	267	146	185	3	117	7	1	9	27	162	876	3,529
Died	380		21		54	1	135	5		1	1	54	167	780
Mortality rate P. C.	17		7		26	25	52	41		8	4	22	16	18
Patients remaining on 31st Dec. 1936	1	3	5	4	19		6			5		24	15	80
Maximum number of beds occupied on one day	5th March 1936 .. 539 beds.													

Accommodation.—The hospital accommodation, at present consists of—

The Small-pox Unit:

Wards Nos. 1, 2, 3 with 19 beds each

4, 5, 6 with 25 beds each

7, 8 with 14 beds each

9 with 36 beds each

Total .. 196

Of the above number of beds two wards with 25 beds each in this unit are under grossly dilapidated condition and unfit for human occupation and, therefore, could not be utilized even after a fair amount of repairs. The number of beds actually available in this unit is 146.

The General Unit:

Wards Nos. 9, 10, 11, 12 with 14 beds each

Wards Nos. 13 and 15 with 36 beds each

128

Grand Total .. 324 beds.

These figures are based on an allowance of 100 square feet of floor space per bed. In an emergency, the number of beds can be increased.

Cost.—The average weekly cost per patient compared with three previous years is as follows:—

Particulars	1935.			1936.			1937.			1938.		
	Rs.	a.	p.	Rs.	a.	p.	Rs.	a.	p.	Rs.	a.	p.
Medicines	1	9	8	2	4	9	2	4	2	1	10	3
Diets	3	11	6	3	12	1	4	3	1	3	12	9
Clothings	0	15	9	0	13	5	1	1	6	1	3	3
Disinfectants	0	3	6	0	2	4	0	2	11	0	1	2
Stores	0	14	7	0	12	10	1	1	6	0	8	9
Total per week	7	7	0	7	13	5	8	13	2	7	4	3
Total number of patients treated	2,595			2,321			2,531			4,671		

The details of the total cost per patient per day for the year 1938 will be seen from the following table:—

Year.	Diets.	Drugs, Dressings, etc.	Stores and Linen.	Lighting.	Miscellaneous.	Establishments.	Repairs, etc.	Total.
1938	Rs. a. p. 0 8 8	Rs. a. p. 0 3 9	Rs. a. p. 0 4 0	Rs. a. p. 0 0 7	Rs. a. p. 0 1 11	Rs. a. p. 2 2 2	Rs. a. p. 0 0 11	Rs. a. p. 3 6 0

III.—DISEASES

Small-pox—EPIDEMIOLOGY.—Small-pox is generally sporadic in Bombay and there are also many cases imported into the City every year. But it also occurs now and again in an epidemic form which is sometimes mild and sometimes severe.

Thus there were three epidemics during the last ten years excluding the one in 1938. Out of these the one in years 1929 and 1930 and that of 1935-36 were of the milder type, while that of 1933 was of the severe type. The milder ones extend for a longer period.

There appears to be some sort of periodicity as there is always a lull after a severe type of epidemic, after which again a mild type of epidemic starts and it is followed by a severe type after which there is another lull. This sequence sometimes varies. As there is a huge mass of floating population changing every year there also occurs a change in the general vaccinal state of the population and hence the disease is kept going from year to year.

The last epidemic started in December 1937 and reached the peak in the month of February 1938 and remained high during the month of March after which it rapidly declined with the onset of hot season. Thus the highest number of admissions were in the months of January, February and March. There were 1,671 cases admitted to the City Fever Hospitals during the year.

Age.—Persons between the age of 19 and 30 showed the greatest incidence of disease out of which again the majority of the persons (700 approx.) were vaccinated in infancy, thus indicating the necessity of revaccination in the young age. (Table No. VI.)

For if these persons had undergone revaccination at the age of 12 to 14 very few cases would have been recorded and perhaps there would not have been an epidemic.

Another thing noticed in the admissions was that not a single case of small-pox occurred in vaccinated children under three years of age, while there were 150 cases in the unvaccinated in that age group, thus showing the protection offered by vaccination to the children against the disease.

All the cases are classified into four types according to the clinical manifestations. (Table No. III.)

TABLE III.

Clinical Classification of Small-pox.

Type.	Admissions.	Deaths.	Recovered.	Mortality rate of per cent.
(1) Hæmorrhagic	131	121	10	93%
(2) Confluent	398	199	199	50%
(3) Semi-confluent.. .. .	305	3	302	1%
(4) Discrete.. .. .	837	..	837	..

Out of these the Hæmorrhagic type is the most fatal. It is invariably found to be occurring in the unvaccinated persons and especially the aliens like Europeans, Pathans, Negroes, Iranians, etc.

Another very serious form is the confluent type in which also, the mortality is very great, viz., 50 per cent. (see Table No. III).

The next two types, namely, semi-confluent and discrete, are harmless forms of the disease, in that the mortality is negligible. They occur mostly in those who have not been revaccinated or in those revaccinated but where the vaccination has not taken.

These last two types of cases are the most dangerous, from the public health point of view, in that they spread the disease and thus keep the infection going on. They must be strictly isolated.

Complications :

Corneal Ulcer	59
Conjunctivitis	106
Otitis	27
Boils	119
Nephritis	10
Broncho-Pneumonia	27
Bronchitis	93
Septicæmia	119

Of the complications mentioned above Broncho-Pneumonia and Septicæmia are the serious ones and most of the fatality is caused by them.

Another important complication is the corneal ulcer as it has been the cause of blindness in many cases. It is rather unfortunate that many of the patients with this complication came late to the hospital, and they had already got this complication, when admitted and hence in some cases the eye could not be saved, in spite of all treatment, even by an expert Ophthalmologist, who was being called for consultation when necessary.

Hence early admission to the hospital is necessary in all severe type of cases, if the risk of such complications is to be minimized.

Mortality.—There were 1,671 cases of Small-pox admitted to the hospital and the total number of deaths in them was 330 thus giving a mortality rate per cent. of 17 per cent.

The following table compares the vaccinal condition of patients and the mortality rate during the year under report with those of previous ten years. (Table No. IV.)

TABLE NO. IV.

Year.	Vaccinated.		Unvaccinated.	
	Admission.	Mortality per cent.	Admission.	Mortality per cent.
1928	279	8	243	41
1929	569	5	484	41
1930	592	7	703	43
1931	22	9	7	57
1932	195	2	107	53
1933	1,173	6	944	36
1934	86	6	77	45
1935	501	4	420	40
1936	372	3	338	36
1937	373	4	278	40
1938	1,095	5	576	46

The above table bears an eloquent testimony to the paramount value of vaccination, as any one can see what a huge contrast is there in the mortality rate in those that are vaccinated, viz., a meagre 5 per cent. compared with the big one of 46 per cent. in the unvaccinated.

Treatment.—Besides routine treatment this year two new drugs were used in treatment, Sulphonamide group and Uleron.

The results are tabulated as follows :—

TABLE NO. V.

Treatment.	Total No. of cases	Cured.	Died.	Mortality per cent.
Sulphonamide Tablets	125	90	35	25%
Uleron Tablets	19	13	6	32%

These drugs were given only in septic cases during the pustular stage. As the general mortality in confluent cases is 46 per cent. the above figures show a distinct improvement due to the use of sulphonamide group of drugs. Uleron was found to be more toxic to the patients even in its usual dosage and hence it was discontinued.

In the Hæmorrhagic type various drugs such as Coagulen, Liver Extract, "Congrot," Vitamin C, Calcium salts and also sulphonamide group of drugs were tried with no effect whatsoever and all cases took a bad turn.

1938.

Vaccinal Condition of Patients.

TABLE VI.

Age.	VACCINATED.		UNVACCINATED.	
	Admissions.	Deaths.	Admissions.	Deaths.
0 to 1			68	44
1 to 2			49	28
2 to 3			32	13
3 to 4	2		17	9
4 to 5	3		16	5
5 to 6	5		11	4
6 to 7	9		7	3
7 to 8	7		5	
8 to 9	4		2	
9 to 10	13		4	2
10 to 11	8		4	1
11 to 12	23		15	2
12 to 13	14			
13 to 14	18		12	9
14 to 15	33		13	3
15 to 16	30		7	3
16 to 17	26		9	3
17 to 18	82		30	8
18 to 19	37		12	5
19 to 20	203	6	78	28
20 to 30	493	45	150	70
30 to 40	59	2	27	15
40 to 50	14	2	4	4
50 to 60	8	2	1	1
60 and upwards	4	2	1	1
Total	1,095	59	576	264

MEASLES.

Epidemiology.—There were 291 cases admitted to the City Fever Hospitals and the highest number of admissions were during the months of January, February and March. Total number of deaths was 21 thus giving a mortality rate of 7 per cent.

It is mainly a disease of childhood but there were cases in young adults too.

Following complications were noticed:

Complications:—

1. Acute Bronchitis ..	91
2. Broncho-pneumonia ..	63
3. Severe Laryngitis ..	9
4. Nephritis ..	2
5. Otitis ..	10

Broncho-pneumonia is the most serious complication and was the main cause of death in many cases.

Treatment.—Besides the routine treatment this year Prontosil group of drugs and in few cases M. and B. 693, were tried with encouraging results.

Cholera.—There were four cases of cholera admitted into the Fever Hospital which were all imported from outside. Out of them one died and three recovered.

Diagnosis in all the cases was confirmed by bacteriological examination.

Plague.—There was no case of plague in Bombay this year. One case was admitted to the hospital as suspicious of plague but proved to be negative on bacteriological examination.

MENINGOCOCCAL MENINGITIS.

(Cerebro-spinal fever.)

Epidemiology.—This disease is now established in Bombay and has become more or less endemic. There were 250 cases admitted to this hospital during the year, the highest being during the months of February and March.

Age.—Commonest age of incidence was between 10 and 30 years, but there was also a fair proportion of children. The youngest to suffer from it was one month old while the oldest to suffer was 60 years of age.

Sex.—It is more common in the male than in the female.

Female ..	41
Male ..	209
Total ..	250

Locality.—Cases were noted from all parts of the City though the incidence was greater in certain localities with a more congested and poorer population than in others.

TABLE No. VII.

Byculla ..	19
Bhendi Bazaar ..	63
Mandvi ..	21
Fort ..	13
Dadar ..	24
Parel ..	22
Sewri ..	23
Grant Road ..	21
Girgaum ..	25
Outside Bombay ..	19
Total ..	250

No cases were recorded of the disease having occurred in more than one member of a

Caste.—Hindus and Mohammedans formed the majority of cases the former predominating. Most of these were either very poor people exposed to the rigours of the weather, sleeping on the road side or night watch-men.

TABLE NO. VIII.

Hindus	165
Mohammedans	76
Christians	7
Parsees	1
Chinese	1
Total	250

TABLE NO. IX.

Types of cases.	No. of cases.	Deaths.
1. Fulminant	8	All expired.
2. Average Severity	237	135 expired 52.7%.
3. Chronic Hydrocephalic	5	2 expired.

Diagnosis.—Apart from clinical symptoms, diagnosis in every class was confirmed by Lumbar Puncture and examination of C.S. fluid both microscopically and by culturing of meningococci.

Complications.—Many patients were admitted unconscious, of whom most recovered but out of those that passed into encephalitic stage, none could be saved. There were 6 such cases with encephalitis as a complication.

Retention of urine and temporary paralysis of eye muscles in the early stages was quite common but did not adversely affect the prognosis.

Respiratory complications were the cause of death in a number of cases.

21 cases had a recurrence of symptoms after being normal for some days.

Two cases had purpuric rash all over the body with severe symptoms and proved fatal.

List of Complications—

Pneumonia	24
Retention of Urine	11
Hyperpyrexia	18
Anæmia	8
Herpes	2
Chronic Meningitis	28
Encephalitis	10
Monoplegia, Hemiplegia and other paralysis	4
Serum rash	3

Treatment.—Besides the treatment by Polyvalent serum this year Sulphonamide group of drugs was used in treatment by various routes.

Group.—(a) In the first group of cases, serum was given in 50 cc. I. M. for the first few days and continued with 25 cc. until the fluid cleared up. L.P. was done when indicated. Prontosil rubrum was given by injection 5-15 cc. I.M. on first two days of admission while sulphonamide tablets 2 to 3 were given four hourly for a fortnight in a sliding dose.

(b) In this group serum was given as in group (a) and Prontosil rubrum was given I. V. 5 to 15 cc. according to age for first 3 days; later 5 cc. daily continued for further 4 days followed by sulphonamide tablets 1 to 3; 4 hourly according to age and body weight. For an adult 3 tablets. (2 gm. per kil. weight of the body) for the first week, reduced to 2 tablets during the 2nd week and then 1 tablet for further 4 days and then stopped.

L.P. was done when indicated.

(c) In this group serum was given in large doses of 100 to 200 cc. I.M. daily for the first two days followed by sulphonamide tablets 3, 4 hourly by mouth in a sliding dose for 2 weeks.

L.P. was done when indicated.

The results of the above 3 groups are put down below in tabular form.

TABLE NO. X

Nature of treatment.	No. of cases treated.	Total Deaths.	Cases died within 48 hours.	Cases died after 48 hours.	Mortality in treated cases.
(1) Prontosil I.M. and orally and serum I.M.	130	69	38	31	23.8%
(2) Prontosil I.V. and Soluseptis in 10 to 20 cc. I.T. and serum I.M.	32	16	7	9	28.1%
(3) Large doses of serum (150 cc.) I.M. and Prontosil orally and I.M. and solus. in I.T.	26	18	7	11	42.3%

Though the series is a small one, the results since Prontosil was started are distinctly better than they were with serum alone.

The least mortality was obtained when Prontosil was given intramuscularly along with serum. Giving of large initial doses of serum did not lessen the mortality rate.

Prontosil has its side effects which manifested in a number of cases, such as generalised flushing and restlessness and sometimes nausea, particularly observed when Prontosil rubrum was given by intravenous route.

A severe type of anaemia developed in some cases when the Prontosil was given for a prolonged period.

In some cases solu-septas in intrathecal was given from 10 to 15 cc. along with Prontosil (I.M. or I.V.) and serum, and it was found that the fluid cleared up earlier.

In two cases, M. and B. 693 was given in tablets 2 t. d. s. for four days. Both cases improved but as the number of cases is small no conclusions could be deducted. By whatever method Prontosil and serum are given, L.P. cannot be dispensed with and has to be done repeatedly.

Three cases developed temperature, and turbid C.S. fluid was noted after having been normal over two weeks. These were treated successfully by 50 cc. of serum given in half a pint of normal saline intravenously. They became normal in two days.

Polyvalent Anti-meningococcal serum of Bengal Chemical Co. was used throughout the year.

There were very few serum reactions with it.

Mortality.—Total number of deaths was 135 giving a mortality rate of 52 per cent.

Out of this 65 died within 48 hours. Thus the mortality of treated cases was 28 per cent.

Mortality was the greatest among the infants under one year of age.

Conclusions.—1. There is distinct improvement in the mortality rate after the use of sulphonamide group of drugs.

2. Best results were obtained by combined treatment with Chemotherapy and serum.

3. Prontosil by intramuscular route combined with sulphonamide tablets in a sliding dose by mouth proved to be the route of choice.

4. In a very few cases any ill-effects were observed even though an intensive treatment with Prontosil and sulphonamide group of drugs was given.

5. Chances of improvement were far greater in those who received the efficient treatment in the early stage of disease than in those that were brought late to the hospital.

DIPHTHERIA.

Epidemiology.—This disease is now endemic in Bombay and the highest number of cases occurred in the months of January, July, October and December (see Table I).

There were 205 admissions during this year as compared to 127 in the year 1937. 152 cases recovered after treatment, while out of 53 deaths 32 died within 24 hours. Thus the total mortality rate is 25.5 per cent. while those that died within 24 hours are excluded, that of the treated cases would be 10.5 per cent.

Out of 205 cases admitted, there were—
 Faucial type 144
 Laryngeal cases 30
 Nasal 4
 Mixed 21
 Operations.—Total number of Tracheotomy cases was 11, out of which 3 had the operation done outside. Of the 8 cases operated for Tracheotomy in the hospital 3 survived.

It should be noted that many of these cases were brought to the hospital very late and hence the mortality was very great.

Complications were as follows:—

1. Bronchitis and Broncho-Pneumonia	6
2. Paralysis of soft palate and vocal cords	9
3. Tachycardia and Cardiac Irregularities	10
4. Respiratory obstruction	24
5. Albuminuria	25
6. Serum rash	8
7. Ear discharge	3

All cases were examined bacteriologically and except 11 cases of Laryngeal Diphtheria, all gave positive culture.

The following table compares the number of Diphtheria cases admitted and their mortality per cent. during the last five years:—

TABLE No. XI

Year	Admissions	Deaths	Recovered	Mortality rate per cent.
1934	199	20	70	29%
1935	92	20	72	22%
1936	61	16	45	25%
1937	127	48	79	38%
1938	205	53	155	25%

More cases occurred in the male than in the female and the age of the youngest infant in which it occurred was 6 months while the age of the oldest person to suffer from it was 39.

Mortality per cent. was greatest among the infants under one year of age.

Diphtheria Case Incidence and Deaths by Years.

	0-1 year.	1-5 year.	5 onward.	Total.
No. of cases	31	109	65	205
No. of deaths	16	31	6	53
Mortality per cent.	51.6%	28.4%	10.4%	25.5%

Treatment.—Anti-toxin serum was given as a routine to every patient admitted for clinical diphtheria without waiting for the bacteriological diagnosis. Amount of serum given depended on the condition of toxæmia of the patient, extension of the membrane and the complications.

Thus in severe and late cases the amount given varied from 16,000 units to a maximum of 50,000 units as the initial dose.

The initial dose in all early, mild and doubtful cases was 8,000 units irrespective of age.

Diphtheria anti-toxin serum (concentrated) was used throughout the year and there were very few serum complications (table above). Glucose by mouth and also 25 cc. of 25 per cent. intravenously and ephedrin with digitalis were also given from the beginning in severe cases.

TABLE NO. XII.

DEATHS IN PATIENTS ADMITTED TO HOSPITAL.

Within first 2 days.	Between the 3rd and 4th day of disease.	Between the 5th to 8th day of disease.	On 8th day onwards.
42	13	26	14

Thus out of the total of 53 deaths 40 occurred in patients admitted from 5th day onward of the disease, i.e. 75 per cent. of total deaths were among those admitted late in the hospital.

Once again we emphasise the fact that early diagnosis and prompt treatment with anti-toxin serum, without waiting for bacteriological report is of paramount importance in this disease, which seems to be more prevalent, but often remaining undiagnosed in the general practice, because of the belief that it is uncommon and because many cases are of the mild type.

ENTERIC FEVER.

Epidemiology.—Typhoid fever is endemic in Bombay, but, this year as in the last year there was a mild epidemic and the highest number of cases were admitted during the months of May, June, and July.

Total Number.—There were 235 cases of Enteric Fever admitted in the hospital this year.

Age.—Lowest age of incidence was 4 years while the highest was 44 and the maximum number of cases occurred in 2nd and 3rd decades. (See Table No. XIII.)

Sex.—It was more common in the males than in the females being in the ratio of 4:1.

Locality.—Certain localities in the City showed a far greater incidence than the others, thus the highest number of cases admitted were from Dadar, Parel, Girgaum and Byculla. (See Table No. XIV.)

Age Incidence.

TABLE NO. XIII.

0 to 10.		11 to 20.				21 to 30.				31 to 40.				41 to 50.				50 AND UPWARDS.			
Cured.		Died.		Cured.		Died.		Cured.		Died.		Cured.		Died.		Cured.		Died.			
M.	F.	M.	F.	M.	F.	M.	F.	M.	F.	M.	F.	M.	F.	M.	F.	M.	F.	M.	F.		
7	7	1	2	48	20	13	5	66	10	15	3	20	2	9	2	3	2				

LOCALITY INCIDENCE.

TABLE No. XIV.

	Fort	Kalba- devi Mandvi	Bhendy Bazaar	Girgaum	Byculla	Parel	Dadar	Outside	Total
Cured	15	11	6	20	19	17	72	24	184
Died	3	4	..	7	3	4	16	14	51
Total	18	15	6	27	22	21	88	38	235

Clinical Features.—Out of 235 patients only 58 had a typical temperature chart with an initial ladder-like rise in the first week, followed by high sustained temperature during the 2nd week and coming down gradually in the 3rd week. Slow pulse was noticed in 22.2 per cent. of cases only, while in 30 per cent. of cases it was definitely rapid.

Tongue with typical characters, viz., dry whitish or brownish in the centre and raised at the margin was found in 39.5 per cent. of cases.

Spleen was palpable in only 23 per cent. of cases. About 78 per cent. of cases were constipated during the course of illness while only 10 per cent. had Diarrhoea. Rose spots were noticed in five cases.

There were 6 cases which showed Meningeal symptoms characterized by drowsiness, rigidity of neck, etc., of which three had these symptoms on admission.

Details of some major complications:

1. Distension	25 cases
2. Hæmorrhage	23 "
3. Pneumonia and Broncho-pneumonia	53 "
4. Cystitis and Pyelitis	7 "
5. Parotitis	5 "
6. Relapse	17 "

Hæmorrhage and Pneumonia were the most fatal of the complications.

Diagnosis.—Apart from clinical features diagnosis was confirmed by laboratory tests.

Widal Reaction.—It was found positive for *B. Typhosus* in dilution of 1 in 50 or above in 184 patients. In three cases Widal was positive for para A in dilution of 1 in 100 or above.

Blood Culture.—In 9 cases blood culture was positive for *B. typhosus* while in one case both Widal and blood culture were negative; but examination of the urine and faeces during the 4th week gave a positive result for *B. Typhosus*.

Lymphocytosis.—58.5 per cent. of cases showed Lymphocytosis of 35 per cent. and above. This shows that the differential count is of value in strengthening the suspicion where Lymphocytes are increased, but a normal or low count does not exclude the possibility of enteric infection.

Treatment—PROPHYLAXIS.—Vaccination with T.A.B. There were 8 cases who had received T.A.B. vaccine, either one or two injections prior to their admission in the hospital. In two of them the course was very severe and they expired of Hæmorrhage. In the remaining 4 cases, the course was mild and the temperature was not at all typical being intermittent and irregular. It appears that the two cases who died were probably incubating when they received T.A.B. vaccine. No opinion could be given on the effect of T.A.B. vaccine upon the course of illness as the number of cases is very small, but the very fact that very few persons develop disease out of these vaccinated, indicate that T.A.B. has definitely got a preventive effect and its use as a prophylactic must be enforced.

General.—Usual symptomatic treatment and care in diet and nursing were adopted.

Mortality.—There were 54 deaths in 235 patients giving a total mortality of 22 per cent. There were 14 patients who died within 48 hours which, being excluded, the mortality for treated cases is 17 per cent.

Nearly half the deaths occurred in the second week.

Bacteriological and Pathological Examinations.—The following table shows the number of bacteriological examinations made at the City Fever Hospitals and the Maratha Tuberculosis Hospital:—

VIX. 202 3 2017
TABLE NO. XV.

Examinations.	Nos.
*I Blood films for parasites and differential counts	880
II Blood cultures	65
III Material from small-pox pustules, ulcers, abscesses and other complicated foci for microscopic and cultural examinations for pycocci	340
IV Sputum for organisms	85
V Material from buboes and ulcers for detection of Bacillus Pestis	1
VI Stools for the detection of Amœba, Cysts, Ova, Bacilli, Vibrios and cultural investigations with view to arrive at diagnosis and detection of carriers	310
VII Blood for Widal Reaction	375
VIII Blood for Kahn Reaction	80
IX Urine for complete analysis and for culturing to detect typhoid carriers	990
X Cerebro-spinal fluid for physical, chemical, and cultural examinations	950
XI Urethral smears	28
XII Throat swabs for cultural examinations for B. Diphtheria and other organisms	650
XIII Post-Mortem examination— Post-Mortem examinations on the following cases were carried out:— 1. Hæmorrhagic Small-pox 2. Cerebro-spinal Fever 3. Liver Abscess 4. Acute Bacillary Dysentery 5. Typhoid Fever	5
Total	5,259

The Indian Oxygen and Acetylene Company was good enough to supply this hospital and the Maratha Tuberculosis Hospital, with Oxygen Gas free of charge. This generous help is much appreciated.

The Indian Red Cross Society was kind enough to supply several articles as gifts for the hospital patients which are acknowledged with thanks.

TABLE No. XVI.

Showing the Diseases and the Number of Patients Treated at the City Fever Hospitals, Arthur Road and Maratha Tuberculosis Hospital during the last twenty years, viz., from 1919 to 1938:—

Disease	1919	1920	1921	1922	1923	1924	1925	1926	1927	1928	1929	1930	1931	1932	1933	1934	1935	1936	1937	1938
Small-pox	798	520	542	84	554	1,088	452	389	726	522	1,058	1,298	29	302	2,198	171	929	721	551	1,807
Chicken-pox	148	94	109	72	65	82	79	53	126	79	81	296	171	177	259	414	492	416	489	593
Measles	127	41	77	14	25	31	60	26	66	59	98	154	71	93	38	196	196	170	231	296
Cholera	1,103	153	14	10	185	30	2	..	88	17	15	33	109	3	15	20	16	4	3	4
Plague	489	123	339	234	343	120	56	25	61	129	22	21	17	28	30	16	..	1
Relapsing Fever	458	82	151	162	10	1	1
Mumps	46	91	84	2	11	39	26	16	31	49	48	18	57	199	11	57	901	78	88	150
Whooping Cough	2	2	2	2	7	..	3	3	7	8	10	7	..	48	14	25
Erysipelas	3	8	5	4	13	5	3	9	15	20	24	19	19	24	14	37	12
Typhoid Fever	2	1	4	1	4	3	3	8	32	8	8	106	242
Typhus Fever
Dysentery Amoebic	4	17	39	98
Dysentery Bacillary	7	58	72
Phthisis	34	329	414	532	496	747	869	941	926	1,002	1,023	1,281	1,138	1,195
Meningococcal Meningitis (Cerebro-spinal Fever)	12	23	123	85	46	20	18	9	5	3	1	2	9	6	2	52	196	343	240	260
Scarlet Fever	1	10	8	3	2	..	1
Encephalitis Lethargica	3	1	1	2	2	1	1	7	..	3	3	3	..	1
Diphtheria	1	..	1	4	1	1	2	21	32	30	39	58	65	100	95	63	127	208
Chigger	..	1	2	1
Influenza	258	395	72	73	60	62	56	42	31	27	30	13	25	23	8	26	11	8	28	12
General Diseases	516	356	513	228	214	265	276	212	257	313	267	217	285	416	397	724	368	453	405	392
Total	3,663	1,789	2,037	964	1,513	1,749	1,067	1,118	1,821	1,761	2,174	2,860	1,716	2,292	4,037	2,840	3,863	3,635	3,649	5,870

CITY FEVER HOSPITALS,
ARTHUR ROAD,
BOMBAY, 22nd May 1939.

P. T. PATEL,
M.D. (Lond.), M.B.O.P. (Lond.), D.T.M. & H. (Cantab.), F.R.C.S.,
Medical Superintendent, City Fever Hospitals.

MARATHA TUBERCULOSIS HOSPITAL.

Annual Report 1938.

The Maratha Hospital was opened on the 21st January, 1898, by a committee appointed by the Maratha Community and Khan Bahadur Sirdar Mir Abdul Ali and was originally intended for the use of Maratha people. The maintenance of the hospital was subsequently handed over to the Bombay Plague Committee and then to the Bombay Municipality and all classes are now admitted to it.

This hospital was taken over by the Municipality in 1902. During the year 1902, five new buildings and one gateway were added to the permanent structure of the hospital. This hospital continued to be a Plague hospital up to 1930 when it was decided by the Corporation to treat all cases of Infectious Diseases in the City Fever Hospitals at Arthur Road. Since 1930, the Maratha Hospital is used for the treatment of advanced cases of Tuberculosis and all Road side cases.

Over one thousand cases are treated every year in the hospital at present.

Staff.—The permanent staff of the hospital comprises of an Hon. Surgeon, Two Resident Medical Assistants, one Matron, six nurses, one clerk and one compounder under the control of the Medical Superintendent, Hospitals.

I was in charge of this hospital throughout the year.

I.—ACCOMMODATION.

There are five wards each accommodating sixteen patients. The total beds are eighty.

Many times the accommodation had to be increased by putting extra beds in some of the wards owing to the rush of patients. The daily average number of patients was 79.77.

II.—COST.

The average weekly cost per patient (in-door) compared with the previous three years is as follows :—

TABLE I.

	1935		1936		1937		1938	
	Rs.	a. p.	Rs.	a. p.	Rs.	a. p.	Rs.	a. p.
Medicines	0	13 8½	0	9 11	0	10 11½	0	9 9½
Diets	2	12 7½	3	3 2½	2	7 10½	1	03 1 9½
Clothings	0	6 5	0	6 10½	0	8 9½	0	8 5½
Disinfectants	0	3 2½	0	2 2½	0	2 2½	0	2 0½
Stores	0	5 10	0	4 11½	0	3 7½	0	5 4½
Total	4	49 9½	4	11 2	5	1 5	4	11 5½
No. of patients	1,208		1,241		1,155		1,199	

III.—GENERAL STATISTICS.

TABLE II.

Particulars	Phthisis	Other Diseases	Total
Patients remaining on 1st January 1938	75		75
Patients admitted	1,195	4	1,199
Total treated	1,270	4	1,274
Discharges	592	4	596
Deaths	600	1	601
Mortality per cent.	47.3		47.3
Remaining on the 1st January 1939	77		77

TABLE III.
Statement showing the persons of different castes treated.

Classes	Males	Females	Total
Hindus—			
Adults	479	249	728
Children	4	4	8
Mohammedans—			
Adults	200	103	308
Children		1	1
European and Eurasian—			
Adults	2		2
Children			
Others—			
Adults	96	59	155
Children	1	1	2
Total	782	417	1,199

TABLE IV.
Patients admitted, died and discharged during each month.

Months	Phthisis	Malaria	Other Diseases	Total	Deaths	Discharged	Daily average number of patients treated
January	84			84	41	51	70.8
February	93		1	94	41	46	78.5
March	117		1	118	52	53	83.5
April	74		2	76	40	40	87.0
May	125			125	68	61	79.1
June	99			99	53	48	75.7
July	116			116	55	61	76.7
August	113			113	51	54	84.0
September	98			98	50	50	84.1
October	95			95	55	48	79.9
November	101			101	48	45	80.5
December	80			80	47	39	77.5
Total	1,195			1,199	601	596	79.77

IV.—OTHER DISEASES.

Road-side Cases.—These cases were sent by Police and Municipal District Officers and a few had to be admitted from the out-door Dispensary. Most of them suffered from chronic diarrhoea, anæmia and extreme weakness due to starvation.

Malaria.—Only 359 cases were treated at the out-door patients' dispensary during the year 1938. Out of 101 blood films examined, 26 were found positive. Only 9 cases were reported to Malaria Office and the rest were not reported to for want of proper addresses.

V.—TUBERCULOSIS.

During the year 1,199 cases of tuberculosis were admitted in the hospital. The particulars are given below:—

TABLE V.

Particulars.	Number.
Patients remained on 1st January 1938	75
" admitted during the year	1,199
" relieved	32
" discharged at request or otherwise	564
" died	601
" mortality per cent.	47.3
" remained on 1st January 1939	77

X-ray examination of the chests was carried out in 175 cases at the King Edward Memorial Hospital, Parel and Turner Dispensary, Princess Street, together.

Screening was performed in 75 cases for determining the extent of Collapse by Artificial Pneumothorax.

TREATMENT.

Drugs.—No special drugs were used as none seemed to have any effects.

COLLAPSE (RELAXATION) THERAPY OF LUNGS.

(1) Artificial Pneumothorax :—

Total No. of cases	Improved	Continued	Discontinued for various reasons	Became worse and died	Cured	Percentage of improvement
56	36	4	8	4	4	71.6

(2).—Operative Treatment on Phrenic Nerve and Scaleneotomy :—

Total No. of cases	Improved	Not improved	Became worse and died	Percentage of improvement
33	20	9	4	60.6

(3) Thoracoplasty.—There were cases suitable for further surgical treatment like Thoracoplasty but the patients, in spite of repeated advice to undergo the operation refused on several occasions.

(4) A case for extra pleural Pneumothorax was found suitable and operation was performed successfully. The patient died of carcinoma of the lung complicating pulmonary tuberculosis which was detected by post-mortem examination.

The following operations were done by the Hon. Surgeon Dr. C. S. Patel, F.R.C.S. :—

Particulars	Number
Extra pleural pneumothorax	1
Phrenic Evulsion	24
Phrenicotomy	9
Scaleneotomy along with phrenic evulsion	3

VI.—OUT-PATIENTS' DISPENSARY.

The out-door dispensary was well attended as seen from attendance from year to year.

TABLE VI.

	1933	1934	1935	1936	1937	1938
No. of cases treated	1,939	3,701	5,291	5,252	4,221	3,860

The following table shows the different diseases treated in the out-patients' dispensary :—

TABLE VII.

Diseases	No. of patients treated
Influenza	245
Dysentery	54
Diarrhoea	174
Malaria	359
Fever not defined	321
Bronchitis	441
Pneumonia	16
Diseases of teeth	47
Corneal Ulcer	1
Ophthalmia	95
Ring-worms	213
Scabies	83
Roundworm	1,811
Total	3,860

LABORATORY, ETC.

TABLE VIII.

Particulars	No. of specimens examined
Sputum	1,199
Blood films	101
Urine	20
Stools	5
Total	1,325

The Indian Oxygen and Acetylene Co., Ltd. were kind enough to continue the supply of oxygen gas for the use of patients free of charge.

P. T. PATEL, M.D. (Lond.), M.B.C.P. (Lond.),
 D.T.M. & H. (Cantab.), F.C.P.S., (Bom.),
 Medical Superintendent,
 Maratha Tuberculosis Hospital.

**REPORT OF WORK DONE IN THE MUNICIPAL LABORATORY DURING THE YEAR
ENDING 31st DECEMBER 1938.**

The total number of samples examined during the period under report was 17,140 (excluding malaria slides) as compared with 16,797 samples in the year 1937. Of the above 13,593 samples were examined chemically and 3,547 bacteriologically. In 1937, the total number of chemical and bacteriological samples was 14,147 and 2,650, respectively.

Besides the above, 2,057 slides from the Municipal Dispensaries were examined for the detection of Malaria Parasites.

Chemical.

Out of the 13,593 samples examined chemically, the following were food-stuffs:

Nature	Statutory and Municipal	Private	Total
Milk	6,790	58	6,848
Ghee	2,085	75	2,160
Butter	884	16	900
Vegetable Product	274		274
Margarine	36		36
Tea and Tea Dust	630	5	635
Oils	55		55
Flour	6		6
Other Food-stuffs	24	5	29
Total	10,784	159	10,943

Milk.

Out of 6,848 samples of milk examined, 4 were sent by the Executive Health Officer, 42 by the Dean, King Edward Memorial Hospital, 6,744 by the Assistant Health Officers under Section 412-A of the Municipal Act and 58 by private individuals.

The samples from the Assistant Health Officers showed adulteration in 1,169 instances, thus giving a percentage of adulterated samples of 17.4. Out of those sent by the Dean, King Edward Memorial Hospital and private individuals, 2 and 10 were found to be adulterated respectively, while all the samples from the Executive Health Officer were, on examination, found to be genuine.

Statement showing samples of milk submitted under the Food Adulteration Act of 1925:—

Received from	Total	Genuine	Not Genuine	Percentage of adulterated samples
Asstt. Health Officer, A & B Wards	910	707	203	22.3
" " C & D "	2,311	1,891	420	18.1
" " E "	1,559	1,361	198	12.7
" " F & G "	1,964	1,616	348	17.7
Total	6,744	5,575	1,169	17.4

Preservatives in Milk.

The above mentioned 6,744 samples of milk were examined for preservatives, viz., Boric Acid and Formalin.

In 3 samples Boric Acid was detected.

Ghee.

2,160 samples of ghee were examined. Out of these 1,754 were received from the Assistant Health Officers for legal purposes, 153 from the Executive Health Officer, 129 from the Dean, King Edward Memorial Hospital, 49 from the Superintendent, Acworth Leper Home and 75 from private individuals.

The samples from the Assistant Health Officers showed adulteration in 61 instances, thus giving a percentage of adulterated samples of 3.5. Those sent by the Dean, King Edward Memorial Hospital and private individuals showed adulteration in 13 and 20 instances respectively. The remaining samples were, on examination, found to be genuine.

Statement showing samples of ghee submitted under the Bombay Prevention of Adulteration Act of 1925:—

Received from	Total	Genuine	Not Genuine	Percentage of adulterated samples
Asstt. Health Officer, A & B Wards	202	199	3	1.5
" " C & D	640	613	27	4.2
" " E	270	362	8	2.4
" " F & G	542	519	23	4.2
Total	1,754	1,693	61	3.5

Butter.

900 samples of butter were examined. Out of these, 862 samples were sent by the Assistant Health Officers for legal purposes, 31 by the Dean, King Edward Memorial Hospital and 7 by private individuals.

The samples from the Assistant Health Officers showed adulteration in 89 instances, thus giving a percentage of adulterated samples of 10.3, while all the samples from the Dean, King Edward Memorial Hospital were, on examination, found to be genuine. Two samples received from private individuals found to be adulterated.

Statement showing the samples of butter submitted under the Bombay Prevention of Adulteration Act of 1925:—

Received from	Total	Genuine	Not Genuine	Percentage of adulterated samples
Asstt. Health Officer, A & B Wards	173	157	16	9.2
" " C & D	212	181	31	14.6
" " E	293	269	24	8.2
" " F & G	184	166	18	9.7
Total	862	773	89	10.3

274 samples of vegetable product were received for analysis; all of which were submitted by the Assistant Health Officers for legal purposes. All the samples, except 8 were, on examination, found to be free from butter fat.

Statement showing the samples of vegetable product submitted under the Bombay Prevention of Adulteration Act of 1925:—

Received from	Total	Genuine	Not Genuine	Percentage of adulterated samples
Asstt. Health Officer, A & B Wards	21	21	0	0
" " C & D	57	55	2	3.5
" " E	114	114	0	0
" " F & G	82	76	6	7.3
Total	274	266	8	2.9

Margarine.

36 samples of margarine were received, 22 being submitted by the Assistant Health Officer, E-Ward and 14 by the Assistant Health Officer, F and G Wards, for legal purposes, all of which were, on examination, found to be free from butter fat.

Tea and Tea Dust.

635 samples of tea and tea dust were received, 630 being submitted by the Assistant Health Officers for legal purposes and 5 from private individuals; all of which, except 41 were, on examination, found to be genuine.

Statement showing the samples of tea and tea dust submitted under the Bombay Prevention of Adulteration Act of 1925:—

Received from	Total	Genuine	Not Genuine
Assistant Health Officer, A & B Wards	137	104	33
" " " C & D "	158	152	6
" " " E "	192	190	2
" " " F & G "	143	143	0
Total	630	589	41

Flour.

4 samples of wheat flour and 2 of gram flour were received, 1 from the Assistant Health Officer C and D Wards and 5 from the Assistant Health Officer E Ward, all of which were, on examination, found to be genuine.

Oils.

55 samples of oil were received, as under, for analysis, from the Storekeeper, Executive Health Officer, and the Superintendent of Licences; none of which were sent for legal purposes. All the samples of oil, except 2 of linseed oil received from the Storekeeper were, on examination, found to be genuine.

Received from	Caster	Cocconut	Sweet	Linseed	Others	Total
Storekeeper	4	10	22	13	3	49
Executive Health Officer	0	0	0	0	3	3
Superintendent of Licences	0	0	0	1	2	3
Total	4	10	22	14	5	55

Other Food-stuffs.

29 samples of other food-stuffs as under were received:

Cream	7
Dry Milk Powder	7
Adulterant of Tea	1
Shankarpala	1
Honey	4
Syrups	4
Vinegar	5
Total	29

All these samples except 1 adulterant of tea and 1 shankarpala, were, on examination, found to be fit for human consumption.

Waters.

2,051 samples of water were examined as under:—

192 from Public Supply,
1,787 " Wells and
72 " Other Sources.

2,051

Out of 1,787 samples of well water examined, 1,777 were submitted by the Assistant Health Officers, as under, and 10 were sent by private individuals, out of which 344 from the Assistant Health Officers and 3 from private individuals were, on examination, found to be unfit for potable purposes.

Received from	Total	Fit	Unfit
Assistant Health Officer, A & B Wards	218	192	26
" " " C & D "	967	813	154
" " " E "	71	58	13
" " " F & G "	470	342	128
" " " Malaria "	51	28	23
Total	1,777	1,433	344

Samples for Diagnostic Purposes.

504 samples of urine were examined chemically, out of which 218 were sent by private individuals and 286 by Municipal Authorities.

Miscellaneous.

Ink	81
Tropical Chloride of Lime	18
Turpentine	8
Drugs	5
Soap	17
Barium Carbonate	3
Pig Lead	2
Sundries	11

Total .. 95

Bacteriological.

5,604 samples were examined bacteriologically, including 2,057 slides examined for Malaria Parasites.

Waters.

493 samples of water were examined as under :—

120	from Public Supply,
55	„ Wells and
318	„ Other Sources.

493

Disinfectants.

33 samples of disinfectants were examined to determine the Rideal Walker Coefficient
259 samples of Milk, Ice-Cream and Ice as under were examined :—

	Good.	Bad.	Total.
Milk	55	40	95
Ice-Cream	95	53	148
Ice	..	16	16
Total	150	109	259

Samples for Diagnostic Purposes.

Nature	Total	SPECIFIC ORGANISM		
		Present	Absent	
Blood for Malaria	2,057	232	1,825	
„ „ Differential Counts	36	36
„ „ Widal	5	..	5	..
„ „ Filaria	1	..	1	..
Sputum for T. B.	2,128	392	1,736	..
Milk for B. Typhosus	31	..	31	..
Swabs for Diphtheria	350	1	349	..
Urine for Gonococci	20	6	14	..
„ „ B. Coli	2	..	2	..
„ „ Ova	1	..	1	..
Total	4,631	631	3,964	36

Miscellaneous.

Vaccine	172
Fish	11
Sundries	5

Total .. 188

C. COUTINHO,

D. HY., B. SO., L.M. & S., F.C.P.S.,
Municipal Analyst.

CHEMICAL STATEMENT No. 1.

Statement of samples received for chemical examination during the year ending 31st December 1938.

Received from	WATERS			FOOD-STUFFS					OILS					Other Food-stuffs	Turpentine	Urine	Miscellaneous	Total
	Bombay	Well	Others	Milk	Butter	Vegetable Product	Margarine	Flour	Cocconut	Sweet	Castor	Linseed	Others					
Executive Health Officer														1			22	184
Hydraulic Engineer	120		30														1	451
Superintendent of Licences																	7	16
Storekeeper									10	22	4						22	79
Dean, King Edward Memorial Hospital				42	129	31												202
Asstt. Health Officer, Malasia		51	3														1	55
Asstt. Health Officer, A and B Wards		218	3	910	202	173	21							11				1,675
Asstt. Health Officer, C and D Wards		967	7	2,311	640	212	57	1						3			1	4,362
Asstt. Health Officer, E Ward		71	9	1,559	370	293	114	22						4			1	2,640
Asstt. Health Officer, F and G Wards		470	15	1,964	542	184	82	14										3,414
Superintendent, Leper Home					49													49
Other Municipal Sources	72																	390
Private		10	3	58	75	7												382
Total				6,848	2,160	900	274	26	10	22	4	14	5	29	8	504	87	13,593

C. COUTINHO,
Municipal Analyst.

Statement of samples examined bacteriologically during the year ending 31st December 1938.

Received from	WATERS			Disinfectants	Milk	Ice-Cream	Ice	Blood for Malaria	Differential Counts	and for Elleria %	Widal Test	Sputum for T.B.	Swabs for Diphtheria	Urine for B. Coli	Vaginal Discharge for Gonococci	Fish	Vaccines	Milk for B. Typhous	Feces for Ova	Miscellaneous	Total
	Bombay	Well	Other sources																		
Executive Health Officer			8	28																	31
Hydraulic Engineer	48		76																		127
Storekeeper																					1
Other Municipal Sources	72	52	215		95	148	16	2,057	35	1	5	1,961	350	2	20	5		31	1	11	5,075
Superintendent of Vaccination																	172				172
Private		8	23	3								167									197
Total	120	60	318	31	95	148	16	2,057	35	1	5	2,128	350	2	20	5	172	31	1	11	5,604

C. COUTINHO,
Municipal Analyst.

TABLE No. III,
CHEMICAL.

Statement of Results of Bombay Waters for the year ending 31st December 1938.

Source	January		February		March		April		May		June		July		August		September		October		November		December	
	<i>Tansa Water</i>																							
Total Solids	11.0	11.0	10.0	11.0	10.0	10.0	10.0	10.0	10.0	11.0	12.0	11.0	9.0	9.0	9.0	9.0	8.0	8.0	8.0	9.0	9.0	8.0	8.0	9.0
Chlorine	0.8	0.8	0.8	0.8	0.8	0.8	0.8	0.8	0.8	0.8	0.8	0.8	0.6	0.6	0.6	0.6	0.6	0.6	0.6	0.6	0.7	0.7	0.7	0.7
Free Ammonia	Nil	Nil	Nil	Nil	Nil	Nil	Nil	Nil	Nil	Nil	Nil	Nil	Nil	Nil	Nil	Nil	Nil	Nil	Nil	Nil	Nil	Nil	Nil	Nil
Albuminoid Ammonia	0.007	0.009	0.007	0.008	0.008	0.009	0.007	0.008	0.008	0.008	0.008	0.012	0.008	0.008	0.007	0.008	0.004	0.007	0.008	0.007	0.007	0.007	0.007	0.007
Oxygen Absorbed at 80°F. (Tidy's Process)	0.022	0.024	0.022	0.022	0.024	0.028	0.024	0.022	0.024	0.020	0.022	0.024	0.020	0.018	0.018	0.018	0.014	0.016	0.018	0.016	0.018	0.016	0.018	0.016
<i>Tulsi Water</i>																								
Total Solids	20.0	18.0	17.0	18.0	18.0	18.0	18.0	18.0	18.0	17.0	16.0	18.0	15.0	12.0	12.0	12.0	12.0	12.0	12.0	11.0	12.0	11.0	12.0	12.0
Chlorine	1.3	1.3	1.3	1.3	1.3	1.3	1.3	1.3	1.3	1.3	1.3	1.3	1.3	1.3	1.3	1.2	1.2	1.2	1.2	1.2	1.2	1.2	1.2	1.2
Free Ammonia	Nil	Nil	Nil	Nil	Nil	Nil	Nil	Nil	Nil	Nil	Nil	Nil	Nil	Nil	Nil	Nil	Nil	Nil	Nil	Nil	Nil	Nil	Nil	Nil
Albuminoid Ammonia	0.014	0.028	0.018	0.015	0.024	0.016	0.014	0.011	0.011	0.018	0.012	0.014	0.013	0.009	0.018	0.013	0.008	0.014	0.014	0.012	0.012	0.012	0.012	0.014
Oxygen Absorbed at 80°F. (Tidy's Process)	0.042	0.062	0.048	0.040	0.048	0.044	0.042	0.044	0.042	0.040	0.042	0.036	0.046	0.036	0.048	0.036	0.024	0.030	0.028	0.024	0.028	0.024	0.028	0.030
<i>Vihar Water</i>																								
Total Solids	21.0	20.0	18.0	19.0	18.0	18.0	18.0	16.0	18.0	18.0	17.0	20.0	14.0	14.0	12.0	12.0	11.0	12.0	12.0	18.0	12.0	11.0	12.0	13.0
Chlorine	1.3	1.3	1.3	1.3	1.3	1.3	1.3	1.3	1.3	1.3	1.3	1.3	1.2	1.2	1.2	1.2	1.2	1.2	1.2	1.2	1.2	1.2	1.2	1.2
Free Ammonia	Nil	Nil	Nil	Nil	Nil	Nil	Nil	Nil	Nil	Nil	Nil	Nil	Nil	Nil	Nil	Nil	Nil	Nil	Nil	0.001	Nil	Nil	Nil	Nil
Albuminoid Ammonia	0.027	0.016	0.014	0.014	0.019	0.014	0.015	0.018	0.018	0.034	0.021	0.014	0.015	0.010	0.016	0.013	0.009	0.014	0.015	0.014	0.012	0.012	0.012	0.014
Oxygen Absorbed at 80°F. (Tidy's Process)	0.062	0.068	0.054	0.052	0.056	0.052	0.046	0.046	0.046	0.058	0.052	0.048	0.064	0.052	0.066	0.048	0.032	0.034	0.036	0.034	0.034	0.030	0.032	0.034

C. COUTINHO,
Municipal Analyst.

TABLE No. IV.
BACTERIOLOGICAL.

Statement of Bacteriological Analysis of Bombay Waters during the year ending 31st December 1938.
Lactose Fermenters.

Source	January		February		March		April		May		June		July		August		September		October		November		December		
	c.c.	c.c.	c.c.	c.c.	c.c.	c.c.	c.c.	c.c.	c.c.	c.c.	c.c.	c.c.	c.c.	c.c.	c.c.	c.c.	c.c.	c.c.	c.c.	c.c.	c.c.	c.c.	c.c.	c.c.	
Tansa Water collected at Ghatkoper ..	-in 100	-in 100	-in 100	-in 100	-in 100	-in 100	-in 100	-in 100	-in 100	-in 100	-in 100	-in 100	-in 100	-in 100	-in 100	-in 100	-in 100	-in 100	-in 100	-in 100	-in 100	-in 100	-in 100	-in 100	
Tansa Water from the Outlet at Malabar Hill Reservoir ..	-in 100	-in 100	-in 100	-in 100	-in 100	-in 100	-in 100	-in 100	-in 100	-in 100	-in 100	-in 100	-in 100	+in 20	+in 50	-in 100	-in 100	-in 100	-in 100	-in 100	-in 100	-in 100	-in 100	-in 100	-in 100
Tansa Water from 72° Tansa Main at Powai ..	-in 100	-in 100	-in 100	-in 100	-in 100	-in 100	-in 100	-in 100	-in 100	-in 100	-in 100	-in 100	-in 100	-in 100	-in 100	-in 100	-in 100	-in 100	-in 100	-in 100	-in 100	-in 100	-in 100	-in 100	-in 100
Tansa Water from the Outlet at Bhandarwada Reservoir ..	-in 100	-in 100	-in 100	-in 100	-in 100	-in 100	-in 100	-in 100	-in 100	-in 100	-in 100	-in 100	-in 100	+in 50	+in 50	-in 100	-in 100	-in 100	-in 100	-in 100	-in 100	-in 100	-in 100	-in 100	-in 100

73

C. COUTINHO,
Municipal Analyst.

**THE ANNUAL REPORT OF THE SUPERINTENDENT OF VACCINATION
FOR THE YEAR 1938.**

In 1909 the Vaccination Department of the City was taken over from Government by the Municipality who continued the practice of calf-to-arm vaccination and also prepared and used glycerinated vaccine for vaccination. Since 1924 the preparation of calf-lymph preserved in glycerine was discontinued and vaccine prepared at Belgaum was used instead. Since the Vaccination Act was brought into force calf-lymph only is used for vaccination and the Variolation method is forbidden. Puncture and tattooing methods are tried in certain places in India, but these methods are painful and give rise to big scars. The method followed in Bombay is that of Scarification by which scratches, single or multiple, about $\frac{1}{4}$ inch long are made with the vaccination lancet previously charged with lymph. The method secures an area of $\frac{1}{4}$ square inch in vaccination marks recommended by the Royal Commission on Vaccination to ensure efficient protection against Small-pox.

During the year under report I was in charge from 1st January 1938 to 13th May 1938, from 14th June 1938 to 31st July 1938, and from 1st September 1938 to the end of the year; and Dr. G. G. Limaye from 14th May 1938 to 13th June 1938, and again from 1st to 31st August 1938.

There are 22 Public Vaccination Stations in the City which are worked once a week from 8 a.m. to 10-30 a.m. (S.T.) and 2 daily Public Vaccination Stations, which are at (1) Princess Street to cater for the South of the City and open from 8 a.m. to 10-30 a.m. (S.T.) and 2-30 p.m. to 5-30 p.m. (S.T.) except on Sundays and Bank Holidays, when it is open in the morning only, and (2) Central Vaccination Depot, Parel for the North of the City and open from 7-30 a.m. to 5-30 p.m. (S.T.) except on Sundays and Bank Holidays, when it is open from 7-30 a.m. to 10-30 a.m. (S.T.) only. Besides the above, there are 3 Infant Welfare Centres at Wadi Bunder, Delisle Road and Naigaum kept open for one hour once a week.

(1) , Vaccine Operations with Results.—The following statement shows the number of persons primarily vaccinated and those revaccinated during the year 1938 and the preceding nine years and the percentage of successful primary operations in each year :—

Year	PRIMARY VACCINATIONS			Number of Revaccinations	Total number of persons vaccinated
	Number of children vaccinated	Number successful	Percentage of successful vaccinations to the total number of vaccinations		
1929	21,788	19,634	90	48,978	76,766
1930	24,710	21,777	88	99,808	124,518
1931	19,952	18,944	95	7,709	27,661
1932	23,783	22,292	94	12,436	36,219
1933	33,439	27,428	82	243,102	276,541
1934	26,203	24,774	95	17,824	44,027
1935	32,729	29,189	89	101,531	134,260
1936	29,462	27,240	92	61,388	90,850
1937	35,151	32,519	93	71,957	107,108
1938	34,714	30,072	87	303,365	338,079

Out of the children vaccinated primarily 24,896 were born in Bombay City and 9,818 outside the City, as against 24,191 and 10,966 respectively, in the previous year. The number of primary vaccinations is the next largest on record, being only 437 less than the largest number done hitherto in the preceding year. The year opened with a very heavy epidemic of Small-pox which had commenced at the end of the previous year and was equal to the epidemics of 1930 and 1933. The number of revaccinations, however, reached an unprecedented total of 303,365, as seen in above statement, even much larger than the previous largest total in 1933. Additional staff was appointed to meet the vast amount of work caused by the heavy demands for revaccination both at the Public Vaccination Stations and by the public. The work was attended to promptly and without complaints. Several additional temporary stations were opened during the time for the convenience of the public, and many of the important Public Vaccination Stations were kept open daily instead of once a week. Further, large campaigns of vaccination were carried out in many localities for a number of days to check the spread of small-pox that was prevalent among the poor and ignorant classes, who either did not care to avail of facilities at several Vaccination Stations in their localities or had not the spare time to attend the same. Also a Vaccinator was sent to Arthur Road Hospital daily during the Epidemic period to vaccinate the visitors there.

The percentage of known success in the case of primary vaccinations was 86.62. This is to be considered satisfactory, considering that a large number of children were after vaccination removed from the City to up-country and suburbs. The percentage would have been still greater, if the results of children removed from the City after vaccination could have been ascertained.

(2) **The Results of Vaccinations (primary) by Ages.**—The following table represents the results of primary vaccinations by their ages:—

Results	Under 1 Year	1-6 Years	6 Years and Upwards	Total
Successful	22,531	7,408	133	30,072
Unsuccessful	176	40	2	218
Unknown	3,085	1,292	47	4,424
Total	25,792	8,740	182	34,714

(3) **Inspection of Results.**—The reports of the Vaccinators were checked by the Superintendent in 4,872 cases and by the Head Vaccinator in 5,962 cases. Details are given in the statement below:—

Details of Inspection	By the Superintendent	By the Head Vaccinator
No. of cases inspected	4,872	5,962
No. of cases successful	4,868	5,957
No. of cases unsuccessful	4	5
Percentage of success in the inspected cases	99.92	99.91
Percentage of inspection to the total vaccinated	14.03	17.17

It will be seen from the above statement that care was taken to check Vaccinators' work in a large number of the cases that revisited the Stations for inspection after 7 days and that the same was found to be satisfactory. By this inspection it also came to be ensured that the vaccine used was of good potency.

(4) **Income.**—The following statement shows the details of income derived from the sale of Lymph, fees charged for vaccinations done at private places, firms, etc., for giving instructions in Vaccination and for supplying extracts, etc., during the year under report:—

Amount realised from sale of Lymph	Municipal Moiety of the Fees realised from Private Vaccinations	Municipal Fees (Moiety only) recovered from Medical and Private students for receiving Vaccination Instructions.	Fees realised from Vaccination Extracts and Miscellaneous	Total
Rs. a. p. 3,720 12 0	Rs. a. p. 907 0 0	Rs. a. p. 1,395 0 0	Rs. a. p. 185 15 0	Rs. a. p. 6,208 11 0

(5) **Cost of Single Operation.**—The cost of each successful vaccine operation taking into account all the charges incurred by the Vaccination Branch was Rs. 2-12-2 as against Rs. 2-1-1 in the preceding year. If the amount of income of Rs. 6,208-11-0 shown above is excluded from the total expenditure, the cost works out at Rs. 2-8-10 as against Rs. 1-14-9 in the previous year. If calculated against the total number of vaccine operations, i.e., both primary and revaccinations, the cost of each operation after deducting the amount of the income as above comes to Re. 0-3-8 compared to Re. 0-9-4 in the preceding year.

(6) **Postponement Certificates.**—During the year under report 305 certificates for the postponement of the vaccination of children were granted.

(7) **Prosecution.**—There were no cases of prosecution instituted for failure to bring infants for vaccination, or for failure to present them for inspection seven days after the operation.

(8) **Ill-effects from Vaccination.**—No serious ill-effects following vaccination were observed or reported during the year.

(9) **Instructions to Students.**—During the year under report 199 Civil Medical Pupils and 70 private students from the City and the mofussil attended different Public Vaccination Stations for instructions in Vaccination. Besides, these 6 Lady Health Visitors of the Bombay Presidency Infant Welfare Society were given free instructions in vaccination under a request made by the Secretary of the Society.

(10) **Vaccination of Pilgrims.**—The number of Pilgrims who left Bombay for the "Haj" during the year was 7,152. Of these 3,723 or 52.06 per cent. were vaccinated in Bombay City prior to embarkation.

The following table shows the number of males and females and the number of primary and revaccinations performed among the Pilgrims by the special staff engaged for the work :—

	Males	Females	Total
Primary Vaccinations	1	32	33
Revaccinations	2,598	1,092	3,690
Total	2,599	1,124	3,723

(11) Vaccine lymph was obtained from the Director, Vaccine Institute, Belgaum and it was promptly and regularly supplied by him, especially the vast supply of 2,07,000 doses required for the contact vaccinations and large number of vaccinations made after special arrangements made with the public and at various stations in the City during the occurrence of the small-pox epidemic in the months of January to May of the year.

B. R. MASTER, M.B.B.S., B.H.Y.,
Acting Superintendent of Vaccination,
Bombay City.

Table No. 1.

POPULATION BY SECTIONS.

1		2			3		
		POPULATION.					
Ward.	Section.	By the Census of 1921.			By the Census of 1931.		
		Males.	Females.	Total.	Males.	Females.	Total.
A	Upper Colaba	2,813	934	3,747	288	148	436
	Middle and Lower Colaba	13,758	6,290	20,048	13,628	6,326	19,954
	Fort, South	3,469	684	4,153	2,854	641	3,495
	Fort, North	19,642	11,279	30,921	16,823	9,009	25,832
	Esplanade	11,591	3,980	15,571	9,814	4,489	14,303
B	Mandvi	25,789	12,823	38,612	27,050	14,656	41,706
	Chukla	16,533	6,463	22,996	12,031	6,006	18,037
	Umerkhadi	29,635	17,583	47,218	25,588	16,006	41,594
	Dongri	12,596	8,153	20,749	8,101	4,927	13,028
C	Market	27,008	8,072	35,080	26,952	11,699	38,651
	Dhobi Talao	27,873	14,298	42,171	27,568	16,804	44,372
	Fanaswadi	19,732	10,373	30,105	19,722	12,355	32,077
	Bhuleshwar	23,744	10,878	34,622	23,097	12,009	35,106
	Khara Talao	16,038	7,887	23,925	14,998	8,245	23,243
D	Kumbharwada	21,726	10,755	32,481	19,815	12,212	32,027
	Khetwadi	24,481	15,134	39,615	24,350	14,957	39,307
	Girgaum	22,333	13,670	36,003	24,369	14,417	38,786
	Chowpati	8,870	5,390	14,260	10,091	6,106	16,197
	Walkeshwar	11,502	6,609	18,111	14,523	8,211	22,734
E	Mahalakshmi	24,197	13,843	38,040	22,948	13,621	36,569
	Mazagon	23,130	13,643	36,773	28,414	14,739	43,153
	Tarwadi	26,724	13,993	40,717	24,678	15,660	40,338
	2nd Nagpada	14,583	8,520	23,103	13,338	7,694	21,032
	Kamathipura	27,369	17,216	44,585	23,488	14,083	37,571
F	Tardeo	19,650	12,336	31,986	19,200	12,548	31,748
	Byculla	58,370	32,970	91,340	59,098	32,887	91,985
	1st Nagpada	5,131	2,514	7,645	4,672	2,551	7,223
G	Parel	38,164	22,032	60,196	40,407	23,153	63,560
	Sewri	17,126	11,519	28,645	17,376	9,380	26,756
G	Sion	34,507	21,937	56,444	43,167	26,031	69,198
	Mahim	29,425	18,705	48,130	30,048	19,196	49,244
G	Worli	78,444	41,346	119,790	73,644	40,887	114,531
	Harbour, Docks, Railways and Unknown	35,379	2,753	38,132	25,241	2,349	27,590
Total		771,332	404,582	1,175,914	747,381	414,002	1,161,383

Table No. 2.

TABLE SHOWING THE AREA, DENSITY OF POPULATION, THE NUMBER OF BIRTHS, THE BIRTH-RATE AND DEATHS UNDER ONE YEAR PER 1,000 BIRTHS BY SECTIONS IN 1938.

1 Ward.	2 Sections.	3 Area in Acres.	4 Average Population per Acre calculated on the Census Population of 1931.	5 Number of Births registered.			6 Number of Births per 1,000 of Population.	7 Mean ratio of Births per 1,000 of Population during the preceding 5 years.	8 Deaths under 1 year per 1,000 Births.
				Males.	Females.	Total.			
A	Upper Colaba ...	162	3	63	65	128	33.4	28.3	198
	Middle and Lower Colaba	527	38	303	250	553			
	Fort, Southern	133	26	25	82	57			
	Fort, Northern	159	162	435	441	876			
B	Esplanade	787	18	253	265	518	36.2	35.8	185
	Mandvi	187	223	485	419	904	21.7	20.3	278
	Chukla ...	47	388	312	285	597	33.1	30.5	206
	Umarkhadi	101	413	706	672	1,378	33.1	35.3	238
C	Dongri ...	303	43	376	353	729	55.9	41.9	234
	Market ...	85	453	496	523	1,019	26.4	22.7	196
	Dhobi Talao	208	213	737	699	1,436	32.4	27.6	248
	Fanaswadi	99	321	522	503	1,025	31.9	29.8	240
D	Bhuleshwar	73	478	528	532	1,060	30.2	28.0	263
	Khara Talao	44	565	351	359	710	30.5	29.9	286
	Kumbharwada	44	727	386	344	730	22.8	24.6	373
	Khetwadi	155	254	709	657	1,366	35.2	33.3	210
E	Girgaum	112	345	683	662	1,345	34.7	32.1	214
	Chowpati	109	149	327	298	625	38.5	38.0	113
	Walkeshwar	590	39	298	282	580	25.5	23.0	139
	Mahalakshmi	659	56	584	574	1,158	31.7	27.2	256
F	Mazagaon	1,075	40	611	492	1,103	25.5	23.6	289
	Tarwadi	499	81	775	735	1,510	37.4	36.9	299
	2nd Nagpada	33	636	264	241	505	24.0	22.8	304
	Kamathipura	62	602	492	488	980	26.1	26.7	394
G	Tardeo ...	150	212	533	473	1,006	31.7	33.8	280
	Byculla	568	162	1,194	1,065	2,259	24.6	23.5	376
	1st Nagpada	29	246	102	108	210	29.1	31.6	190
	Parel	561	113	1,147	1,089	2,236	35.2	33.0	238
G	Sewri	578	46	365	359	724	27.1	27.2	339
	Sion	3,559	19	1,337	1,390	2,727	39.4	34.2	308
	Mahim	1,511	33	1,325	1,215	2,540	51.6	39.6	224
G	Worli	2,273	50	2,123	2,031	4,154	36.3	34.1	291
	Harbour, Docks, Railways and Unknown
Total		15,480	75	18,847	17,901	36,748	31.6	29.3	266

Table No. 3.

TABLE OF POPULATION AND BIRTHS BY COMMUNITIES OR CASTES IN 1938.

Race or Caste	POPULATION.		BIRTHS.				
	By the Census of 1921.	By the Census of 1931.	Registered in 1938.			Number per 1,000.	
			Males.	Females.	Total.	1938.	1937.
Jains	23,884	12,424	577	580	1,157		
Brahmins	72,400	75,966	1,542	1,503	3,045		
Lingaits	866	347	83	84	167	30.4	36.5
Bhatias	9,015	5,895	147	150	297		
Baniyas	58,824	50,822	818	770	1,588		
Hindus of other Castes	560,951	553,580	7,703	7,292	14,995		
Hindus, Low Caste	135,634	103,251	2,582	2,487	5,069	49.1	48.8
Mussalmans	184,685	209,246	3,109	2,922	6,031	28.8	28.6
Parsees	52,234	57,765	522	508	1,025	17.7	17.5
Jews	7,548	8,621	175	139	314	36.4	37.0
Indian Christians	48,719	64,269	3,888	1,287	2,675	41.6	40.4
Anglo-Indians	4,724	7,039	84	71	155	22.0	19.9
Europeans	14,726	9,420	79	75	154	16.3	14.9
Buddhists	1,645	1,630	27	24	51	31.3	27.6
Other and Unknown Castes	59	1,108	11	14	25	22.5	17.1
Total	1,175,914	1,161,383	18,847	17,901	36,748	31.6	30.5

Table No. 4.

TABLE SHOWING CASES OF INFECTIOUS DISEASES NOTIFIED FROM ALL SOURCES DURING THE YEAR 1938.

1 Ward.	2 Sections.	3 Total Number of Cases notified in each Section.														
		Cholera.	Small-pox.	Plague.	Enteric Fever.	Diphtheria.	Typhus.	Relapsing Fever.	Puerperal Fever.	Tuberculosis.	Leprosy.	Influenzal Pneumonia.	Cerebral Spinal Meningitis.	Scarlet Fever.	Total.	
A	Upper Colaba ..		1		3	2				4		2		12		
	Middle and Lower Colaba ..		39		13	4						3		100		
	Fort, Southern ..		15		10	2				7		1		35		
	Fort, Northern ..		67		29	11				66		2		178		
	Esplanade ..		31		28	3				52	1	1		122		
B	Mandvi ..		44		24	2				83		1		161		
	Chukla ..		29		9	5				43		4		93		
	Umarkhadi ..		118		21	16				140		10		305		
	Dongri ..		36		14	3				45		9		109		
	Market ..		68		24	2				35		8		138		
C	Dhobi Talao ..		128		27	9				88		3		266		
	Fanaswadi ..		88		31	3				45		2		174		
	Bhuleshwar ..		68		22	3				97		10		201		
	Khara Talao ..		38		4	8				71		8		130		
	Kumbharwada ..		79		12	1				70		9		173		
D	Khetwadi ..		103		46	7				118		4		289		
	Girgaum ..		108		56	5				74		8		251		
	Chowpati ..		51		30	4				47		1		141		
	Walkeshwar ..		27		27	4				39		1		99		
	Mahalakshmi ..		103		30	2				78		2		218		
E	Mazagon ..		83		19	4				70		5		183		
	Tarwadi ..		149		24	11				248		11		445		
	2nd Nagpada ..		61		9	2				57		7		137		
	Kamathipura ..		204		13	1				121		7		348		
	Tardeo ..		113		9	1				75		8		209		
F	Byculla ..		365		81	33				240		45		774		
	1st Nagpada ..		37		5	7				10				60		
	Parel ..		175		70	21				124		12		407		
	Sewri ..		62		8	1				22		3		99		
	Sion ..		175		148	25				111	49	1		526		
G	Mahim ..		138		236	24				106		11		517		
	Worli ..		430		86	18				172		23		736		
	Harbour, Docks, Railways and Unknown ..															
	Total ..		6	3,233		1,168	247			44	2,597	54	28	258	1	7,636

TABLE OF CASES TREATED AT ALL THE MUNICIPAL DISPENSARIES DURING 1938.

Description of Disease or Injury	January	February	March	April	May	June	July	August	September	October	November	December	Total
Measles	3	13	7	3	22	4	3				1		44
Whooping Cough	7	14	17	15	117	7	3	7	6		3		91
Dengue													
Influenza	483	449	663	880	798	828	1,530	978	737	792	705	528	9,381
Dysentery	165	105	172	161	160	198	453	314	177	164	194	189	2,450
Diarrhoea	809	269	313	281	270	419	889	577	397	389	391	430	4,934
Malarial Fever	52	59	70	62	60	108	141	182	520	556	253	85	2,148
Fever not defined	1,324	1,080	1,318	1,452	1,340	1,410	2,010	1,813	2,504	2,361	1,955	1,823	20,390
Bronchitis	88	128	155	144	160	131	137	110	145	109	115	81	1,503
Pneumonia	25	33	44	66	42	53	86	38	39	30	26	27	509
Diseases of the teeth	363	264	339	379	350	286	373	373	364	354	348	399	4,212
Ophthalmia	149	174	224	223	188	194	235	253	240	175	181	188	2,424
Corneal Ulcer		2	1	3	1		1			1	1		10
Ringworm	318	182	287	342	377	466	551	539	550	587	373	314	4,786
Scabies	760	638	729	554	514	541	664	805	928	826	789	820	8,555
Worms	378	392	470	472	457	376	604	504	564	460	582	595	5,834
Leprosy				1	1		1			1			5
All other Diseases and Injuries	7,158	6,311	7,754	7,600	7,876	8,011	9,940	9,192	8,650	8,487	8,457	8,030	97,426
Total New Cases	11,502	10,103	12,563	12,636	12,603	12,630	17,591	15,675	15,821	15,297	14,355	12,524	1,64,702*

*Including 3,860 cases treated at the Maratha Hospital, Outdoor Department, 13,943 at Dharavi Dispensary (opened on 1-7-1936) and 1,251 at Tardeo Flats Dispensary (opened in July 1936).

Note:—This Table does not include the number of patients treated at the four Dispensaries for Tuberculosis (see page 21) and at those for Women and Children (see page 34).

Table No. 6.

DEATHS FROM ALL CAUSES BY SECTIONS AND AGE-PERIODS IN 1938.

1 Wards.	2 Sections.	3 Under 1 year.	4 1 to 5 years.	5 5 to 10 years.	6 10 to 15 years.	7 15 to 20 years.	8 20 to 30 years.	9 30 to 40 years.	10 40 to 50 years.	11 50 to 60 years.	12 60 years and upwards.	13 Age unspeci- fied.	14 TOTAL DEATHS.			15 Number of Deaths among Males to 100 Deaths among Females.	16 Ratio of Deaths per 1,000 of Population.	
													Males.	Females.	Persons.		1938.	Mean during the previous 5 years.
A.	Upper Colaba ..	19	6	1	7	4	3	5	7	3	12		43	17	60	252	26.0	19.0
	Middle & Lower Colaba.	116	83	18	7	14	41	40	34	43	79		249	221	470	113	13.7	8.9
	Fort, Southern	10	4	2	2	1	5	7	6	3	8		29	19	48	152	26.6	22.8
	Fort, Northern Esplanade ..	173	125	34	15	20	74	69	58	38	85		375	314	689	119	27.6	25.4
B.	Mandvi ..	96	47	11	4	11	50	46	42	38	51		266	130	396	204	20.5	17.7
	Chukla ..	252	179	35	11	43	75	73	56	50	82		452	404	856	112	25.1	20.9
	Umarkhadi ..	123	75	19	6	15	38	45	48	33	64		260	192	452	135	32.0	28.0
	Dongri ..	329	219	40	21	59	155	108	107	87	207		728	604	1,332	121	44.8	28.0
C.	Market ..	171	122	27	10	15	54	43	36	33	57		309	269	578	115	18.5	17.9
	Dhobi Talao ..	200	156	25	25	26	70	55	59	36	64		415	301	716	138	25.4	22.6
	Fanaswadi ..	357	219	45	21	17	91	76	81	65	155		610	517	1,127	118	25.7	22.5
	Bhuleshwar ..	247	174	38	14	14	74	44	58	47	116		423	403	826	105	30.3	25.2
	Khara Talao ..	279	205	31	21	38	114	76	75	78	147		555	509	1,064	109	26.8	23.1
	Kumbharwada..	168	103	24	12	18	56	53	53	41	81		331	292	623	113	29.3	24.0
D.	Kumbharwada..	273	203	37	18	31	86	71	52	51	117		487	452	939	108	28.4	23.6
	Khetwadi ..	288	182	38	18	32	131	92	80	85	171		621	496	1,117	125	23.5	21.5
	Girgaum ..	289	169	37	23	25	94	49	59	48	120		482	431	913	112	22.1	19.3
	Chowpati ..	71	55	9	10	13	38	33	35	36	59		201	158	359	127	16.8	14.2
E.	Walkeshwar ..	81	47	7	5	17	36	35	31	43	80		220	162	382	136	29.6	21.9
	Mahalakshmi ..	297	202	46	28	22	108	71	52	66	192		580	504	1,084	115	24.9	21.4
	Mazagon ..	319	221	38	15	22	115	91	79	50	126		586	490	1,076	120	41.0	30.7
	Tarwadi ..	452	370	59	15	42	181	152	126	88	173		963	692	1,655	139	29.7	23.5
	2nd Nagpada ..	154	89	17	12	29	78	72	46	40	89		329	297	626	111	38.3	30.6
	Kamathipura ..	387	292	78	23	43	168	119	79	70	190		741	698	1,439	106	32.4	26.9
F.	Tardeo ..	282	217	40	16	20	93	86	76	67	134		590	441	1,031	134	31.9	26.9
	Byculla ..	850	528	99	42	81	354	281	184	154	363		1,547	1,389	2,936	111	19.1	18.6
	1st Nagpada ..	40	13	3	4		25	12	13	8	20		77	61	138	426	31.5	24.7
G.	Parel ..	533	378	71	29	63	274	193	168	113	183		1,074	931	2,005	115	37.9	28.9
	Sewri ..	246	262	37	13	25	114	93	60	62	103		510	505	1,015	101	36.9	30.7
	Sion ..	840	485	95	34	76	263	210	139	131	261		1,318	1,237	2,555	107	44.5	30.6
G.	Mahim ..	570	487	82	50	64	243	202	114	105	276		1,208	985	2,193	123	41.1	29.1
	Worli ..	1,215	1,162	178	69	141	502	374	261	260	553		2,524	2,291	4,715	115	21.1	17.0
	Harbour, Docks, Rail- ways and Unknown.	74	22	12	17	24	115	115	94	69	42		428	156	584	274		
	Total	9,801	7,111	1,316	610	1,065	3,919	3,094	2,463	2,139	4,480	1	19,531	16,468	35,999	118	31.0	24.9

DEATHS BY CASTE AND AGE IN THE YEAR 1938.

Caste.	Under 7 days.		1 to 4 weeks.		4 weeks to 6 months.		6 to 12 months.		1 to 2 years.		2 to 5 years.		5 to 10 years.		10 to 15 years.		15 to 20 years.		20 to 30 years.		30 to 40 years.		40 to 50 years.		50 to 60 years.		60 and over.		Age un-specified.		All Ages.			
	Male.	Female.	Male.	Female.	Male.	Female.	Male.	Female.	Male.	Female.	Male.	Female.	Male.	Female.	Male.	Female.	Male.	Female.	Male.	Female.	Male.	Female.	Male.	Female.	Male.	Female.	Male.	Female.	Male.	Female.	Male.	Female.	Persons.	
	Jaina ..	16	20	17	11	35	37	71	51	56	50	36	28	19	12	8	6	15	11	29	37	37	19	15	7	27	13	34	26	446	327	773
Brahmins ..	70	34	40	26	89	77	138	121	123	113	76	71	53	44	26	18	31	43	157	114	101	71	126	39	90	50	144	105	1,264	926	2,190	
Lingayats ..	19	19	17	20	25	20	29	30	48	38	56	50	16	23	8	3	8	15	20	26	19	12	9	7	5	9	19	25	296	291	587	
Bhatias ..	4	3	8	5	4	9	13	6	5	4	1	4	1	4	1	..	2	3	5	6	10	9	15	9	19	23	86	90	176	
Benias ..	22	17	17	18	56	34	73	52	60	54	40	40	17	17	10	12	11	21	30	49	38	23	32	24	35	20	64	60	605	441	946	
Hindus, Other Castes ..	507	407	397	323	608	607	812	758	827	878	752	785	284	347	149	138	243	256	1,072	928	972	584	862	297	656	300	875	859	1	..	9,018	7,427	16,485	
Hindus, Low Castes ..	162	120	145	124	230	229	334	349	419	427	397	434	93	99	22	40	52	59	166	249	156	165	134	80	119	87	224	284	2,645	2,746	5,391	
Mohmedans ..	179	126	137	113	245	192	267	280	247	233	218	228	91	106	42	72	100	135	381	429	385	282	402	142	287	130	669	395	3,550	2,803	6,353	
Parsees ..	16	7	11	4	13	16	24	23	10	12	9	11	15	8	3	3	2	3	13	13	27	21	38	25	33	47	252	197	532	399	931	
Jews ..	4	6	3	4	11	7	4	5	8	4	4	6	5	1	3	1	3	6	2	7	6	3	12	5	25	29	40	83	173	
Indian Christians ..	59	44	74	65	130	133	70	58	59	58	48	56	27	24	15	19	25	26	77	83	82	57	90	47	78	34	104	80	938	784	1,722	
Anglo-Indians ..	5	..	2	..	4	4	9	3	2	3	2	5	2	3	2	1	5	5	2	3	7	7	9	3	14	11	65	48	113	
Europeans ..	2	3	1	..	2	1	..	2	1	..	1	..	1	1	1	2	5	..	10	4	9	2	15	8	20	22	68	47	115	
Negro Africans	
Buddhists	2	1	1	2	..	1	1	1	5	..	4	..	3	..	1	..	1	19	4	23	
Other and un-known castes ..	8	9	..	1	..	2	1	9	12	21		
Total	Male .. 1,063		861		1,457		1,338		1,872		1,643		625		291		493		1,967		1,840		1,774		1,421		2,375		1		19,521			
	Female .. 815		711		1,365		1,691		1,876		1,720		691		319		572		1,952		1,254		689		708		2,105		..		16,468		25,999	

Table No. 8.

THE DEATHS BY AGE AND MONTH IN 1938.

	January.	February.	March.	April.	May.	June.	July.	August.	September.	October.	November.	December.	Total.
Under 7 days	151	166	135	121	118	132	164	165	197	191	180	158	1,878
1 to 4 weeks	134	133	117	124	78	111	148	117	138	134	186	152	1,572
4 weeks to 6 months	292	301	303	254	205	190	326	220	171	180	179	201	2,822
6 months to 12 months	283	305	373	339	296	314	544	356	194	176	177	172	3,529
1 to 2 years	381	431	411	404	312	236	483	319	191	188	200	192	3,748
2 to 5 years	337	399	437	330	260	205	325	277	222	212	169	190	3,363
5 to 10 years	140	168	175	123	83	71	92	108	97	89	80	90	1,316
10 to 15 years	73	56	70	45	51	49	63	42	42	42	42	35	610
15 to 20 years	121	108	108	91	88	78	87	77	74	79	88	66	1,065
20 to 30 years	352	354	430	344	361	249	318	275	311	308	307	310	3,919
30 to 40 years	268	288	301	251	254	203	229	249	245	254	277	275	3,094
40 to 50 years	190	199	220	196	206	166	217	190	207	233	210	229	2,463
50 to 60 years	229	189	178	175	168	142	171	190	157	175	167	198	2,139
60 and over	434	394	373	359	327	308	378	384	347	381	367	428	4,480
Ages Unspecified													1
Total	3,385	3,492	3,631	3,156	2,807	2,454	3,545	2,969	2,593	2,642	2,629	2,696	35,999

Table No. 9.

TABLE OF DEATHS BY SECTIONS AND MONTHS IN 1935.

Wards.	Sections.	MONTHS.												TOTAL
		January.	February.	March.	April.	May.	June.	July.	August.	September.	October.	November.	December.	
A	Upper Colaba	5	5	7	3	2	5	4	6	2	11	5	5	60
	Middle and Lower Colaba	62	42	55	51	35	29	40	34	28	34	27	33	470
	Fort, Southern	5	1	5	2	3	6	7	4	4	7	2	2	48
	Fort, Northern	75	80	69	58	45	55	70	52	45	54	51	35	689
B	Esplanade	39	33	25	38	29	30	39	29	22	28	33	51	396
	Mandvi	87	84	95	81	74	51	87	60	42	67	67	61	856
	Chukla	49	36	46	50	30	31	45	40	38	28	32	27	452
	Umarkhadi	120	133	137	122	95	94	132	108	88	113	91	90	1,332
C	Dongri	38	57	60	49	40	35	64	54	40	45	49	47	578
	Market	72	63	85	57	71	57	59	49	47	51	45	60	716
	Dhobi Talao	119	136	140	101	75	75	111	88	68	65	70	79	1,127
	Fanaswadi	122	82	71	65	55	55	81	56	45	69	65	60	826
D	Bhuleshwar	99	137	121	93	72	68	99	90	63	78	63	81	1,034
	Khara Talao	61	51	60	64	56	45	56	48	48	39	55	40	623
	Kumbharwada	117	120	97	80	73	53	76	63	67	73	60	60	939
	Khetwadi	108	121	112	84	99	66	110	88	74	69	98	88	1,117
E	Girgaum	149	109	75	69	54	54	78	63	75	51	79	57	913
	Chowpati	31	40	26	28	35	31	40	33	18	26	26	25	359
	Walkeahwar	36	43	46	38	32	30	36	26	18	26	25	24	382
	Mahalakshmi	113	98	90	87	84	74	102	99	90	86	92	69	1,084
F	Mazagon	84	103	112	91	76	84	122	107	63	80	61	93	1,076
	Tarwadi	143	160	156	154	150	118	176	144	123	125	101	102	1,855
	Second Nagpada	62	65	70	53	46	31	66	60	41	52	43	37	626
	Kamathipura	172	179	142	104	95	92	111	101	102	102	102	137	1,439
G	Tardeo	107	136	93	78	69	56	92	88	73	79	79	83	1,031
	Byculla	219	282	296	261	228	186	290	253	224	238	244	215	2,936
	First Nagpada	10	10	21	9	11	13	16	9	12	9	5	13	138
	Parel	163	189	217	180	166	120	197	158	151	159	146	154	2,005
H	Sewri	75	82	101	88	58	76	97	94	107	77	80	80	1,015
	Sion	221	195	246	209	235	213	272	215	195	176	173	200	2,555
I	Mahim	169	174	208	202	193	179	223	198	184	162	150	151	2,193
	Worli	377	416	500	466	399	301	480	409	339	305	352	371	4,715
J	Harbour, Docks, Railways and Unknown	59	32	47	43	22	26	67	43	57	54	58	66	584
	Total	3,385	3,492	3,631	3,156	2,807	2,454	3,545	2,969	2,593	2,642	2,629	2,696	35,999

TABLE OF DEATHS BY CAUSES

Classification Number*	1	2	3	4	5	6	7	8	9	10	11	12	13	14	15	16	17	18	19	20	21	22	23
Wards	Typhoid and Paratyphoid Fever (1-2).	Measles (7)	Scarlet Fever (8)	Whooping Cough (9)	Diphtheria (10)	Influenza (11)	Encephalitis and Lethargia (17)	Cerebro-Spinal Fever (18)	Tuberculosis of Respiratory System (23)	Other Tuberculous Diseases (24-32)	Syphilis (34)	General Paralysis of the Insane, Tabes dorsalis (80, 83)	Cancer, Malignant Diseases (45-53)	Diabetes (59)	Cerebral Haemorrhage, etc. (82)	Heart Disease (90-95)	Aneurysm (96)	Other Circulatory Diseases (97-103)	Bronchitis (106)	Pneumonia (all forms) (107-109)	Other Respiratory Diseases (104, 105, 110-114)	Peptic Ulcer (117)	Diarrhoea and Enteritis (119, 120)
A. Upper Colaba	1				1				3	1					1				18	3	1	3	
Middle and Lower Colaba	3	9			1	2		2	32	3			7	4	11	3		2	121	30			19
Fort, Southern	4				1			1	1	2			2		3	3			3	1			3
Fort, Northern	6	6			2	1		1	41	6			9	3	3	19		2	4	228	23		23
Esplanade	8	1			1	1		2	32	4			6	2	9	7	1	2	6	110	12		12
B. Mandvi	16	1			2			4	52	13	3		7	3	4	9		2	9	350	30	1	21
Chukla	5	5			4	1		1	31	5	1		7	4	9	7		2	7	145	25	1	19
Umarchadi	7	4			6			5	106	12			15	4	18	11		7	30	312	98	1	41
Dongri	3	1			2	1		5	26	5	1		2		7	5	1	2	17	159	12		44
C. Market	18	5			1	2		3	27	13	2		13		9	9	1	2	10	238	15		23
Dhobi Talao	15	24			2	4		5	65	14	5		15	3	20	24	1	1	18	358	24	1	34
Fanaswadi	15	23			1	4		2	36	8	1		6	4	22	6		5	7	244	20		30
Bhuleshwar	12	7			1			3	71	9	1		12	1	17	9	1	2	54	304	40	1	16
Khara Talao	2	2		1	1			3	57	6			4	1	5	2		3	10	209	40		14
Kumbharwada	4	9			2			5	61	3	1		5	1	4	3	1	1	51	321	49	1	15
D. Khetwadi	28	15		2	1	9		6	94	11			17	7	19	20	2	4	36	303	28	1	26
Girgaum	25	14		2	2	3		4	51	9	1		5	3	14	19		4	22	231	14	2	35
Chowpati	12	3			3	3		3	34	4			10	3	9	10	1	4	13	67	16	1	13
Walkeshwar	17	2			3				25	5			10	8	12	14	2	1	15	57	15	3	14
Mahalakshmi	14	13		1	1	2		1	63	7	2		17	6	18	20	2	6	50	297	27	1	34
E. Mazagon	4	3						4	57	12			4	2	3	9	1	1	13	447	22		31
Tarwadi	15	7			3	3		5	115	6	5		16	1	7	10	1	4	18	656	40		39
2nd Nagpada	6	1		1				4	43	2			2	2	3	4		1	12	208	65		15
Kamathipura	6	16			2			4	99	9	2		8	1	2	7	1	6	46	414	108		19
Tardeo	4	4		1		3		4	54	7	3		11	6	9	9		4	31	303	23	1	32
Byoulla	19	42		2	5	4		20	171	27	8		18	4	11	12	2	3	107	931	179	2	105
1st Nagpada	1								5						3	1		1	5	42	8		5
F. Paral	33	4		1	3	9		8	67	10			15	5	10	17		4	13	556	130	1	76
Siwri	5	4			1	2		2	17				1		4	2	1		3	366	64		26
Sion	49	1			8	4		9	64	22	3		15	12	20	9	1	6	108	672	47		205
G. Mahim	89	18		2	5	4		7	53	18	2		7	3	17	19	1	7	19	702	77	2	76
Worli	35	25		1	7	7		10	86	21	4		11	3	23	16	4	9	88	1,803	228	2	135
Harbour, Docks, Railways and Unknown	28				3		1	5	56	10	1		19	3	6	15	2	10	8	54	11	2	17
TOTAL	507	269	1	13	63	86	4	138	1,794	284	46	1	299	98	340	344	27	108	831	11,239	1,514	25	1,022

*The Classification Numbers are the same and have the same application as those used in the Short List of causes of death adopted by the in the Detailed List.

AND SECTIONS IN 1938.

24	25	26	27	28	29	30	31	32	33	34	35											36	Still-born.	TOTAL.
											OTHER DEFINED DISEASES.													
Appendicitis (121).	Cirrhosis of Liver (124).	Other Diseases of Liver, etc. (125-127).	Other Digestive Diseases (115, 116, 118, 122, 123, 128, 129).	Acute and Chronic Nephritis (130-132).	Puerperal Sepsis (140, 145).	Other Puerperal cases (141-144, 146-150).	Congenital Debility, premature Birth, Malformation, etc. (157-161).	Senility (162).	Suicide (163-171).	Other Violence (172-198).	A Small-pox (6).	B Plague (14).	C Kala Azar (39A).	D Malaria (38A).	E Ague and Remittent Fever (39B).	F Relapsing Fever (4).	G Fever not Defined (200-24).	H Cholera (12).	I Dysentery (13).	J Leprosy (33).	K Other Defined Diseases.	L Causes ill-defined or unknown (199-200).		
1			4	1			10	4									1				3	3	2	60
1		1	4	7		2	48	30	2	16	16						5				44	21	36	470
			1			1	7	1			1										5	4	3	48
2	5	3	9	6	1	7	54	44	4	22	29						12				85	17	49	689
1	2	2	5	3		3	38	23	3	20	8						2				41	17	37	396
1	3	1	10	5	1	4	64	53	6	19	80						5				106	3	52	856
	3	1	5	3		2	23	20	2	8	16						2				57	12	42	452
3	5	4	7	6		7	104	99	3	25	62						5				230	29	109	1,322
		3	4	1	1	1	46	38	1	26	20						3				85	18	38	578
2	3	4	7	3	1	5	61	29	4	23	43						5				99	10	53	716
2	7	6	12	10	2	3	96	61	4	14	72						11				138	27	73	1,127
1	6	10	7	7		3	62	60	2	10	66						11				108	22	61	826
5	10	1	3	6	1	6	70	73		26	36						3				185	17	64	1,064
	3		2	2		1	58	45		8	20						6				84	8	42	623
2	1	3	2	2	2	2	79	33	5	14	65						1				144	17	61	989
2	6	13	6	19	1	5	93	63	3	13	58						3				121	39	76	1,117
2	12	7	5	12	1	3	79	60	1	17	83						7				114	17	76	913
2	3	1	4	3	1	1	19	16	3	7	17						3				38	15	38	359
1	3		4	9	2	2	32	22	3	15	13						4				42	17	45	392
1	3	3	9	14	2	2	128	88	2	14	61						2				119	23	79	1,084
	3	5	4	7	1	1	129	78	2	24	47										72	43	67	1,076
	6	6	10	4	2	6	169	108	9	43	91						2				105	39	115	1,655
		1	1	5	1	3	47	47	2	12	16										67	20	40	626
8	1	2	7	5		2	172	108	2	15	136						1				175	17	73	1,439
2	2	4	8	8	1	2	105	69	3	24	64						21				114	34	72	1,081
	7	5	10	9	7	12	381	189	6	42	138						18				202	72	189	2,936
				1	1		14	6		2	5										4	19	5	138
4	3	6	11	6	2	11	248	98	7	39	119						14				204	33	164	2,005
	1	1	6	1	1		93	74	2	9	54						1				118	8	63	1,015
2	8	8	8	20	8	8	324	169	15	49	87						19				273	59	179	2,555
	6	3	14	7	1	4	269	174	4	28	85						15				318	50	166	2,193
3	3	4	17	16	5	18	471	336	11	67	322						7				623	93	326	4,715
2	4	2	18	11	2	8	49	10	13	59	5						1	1	22		78	40	53	584
50	123	126	224	227	51	135	2,642	2,332	124	711	1,862			103	1,065		199	1	642	52	4,216	375	2,565	35,999

Registrar-General and the Local Government Board. The Number following the causes of Death are the corresponding Numbers

Table No. 11.

COMPARATIVE TABLE OF BIRTHS AND DEATHS FROM SOME OF THE PRINCIPAL CAUSES DURING 1938 AND THE PRECEDING 10 YEARS.

Year.	Births (excluding still-births).		Total Deaths.		Plague.		Small-pox.		Measles.		Cholera.		Influenza.		Enteric Fever.		Malaria.		Ague and Remittent Fever.		Tuberculosis.		Diarrhoea, Enteritis and Dysentery.		Respiratory Diseases.		Deaths under 1-year.		Deaths of Children (1 to 5 years).		Still-born.
	No. Registered.	Rate per 1,000.	No. Registered.	Rate per 1,000.	No. Registered.	Rate per 1,000.	No. Registered.	Rate per 1,000.	No. Registered.	Rate per 1,000.	No. Registered.	Rate per 1,000.	No. Registered.	Rate per 1,000.	No. Registered.	Rate per 1,000.	No. Registered.	Rate per 1,000.	No. Registered.	Rate per 1,000.	No. Registered.	Rate per 1,000.	No. Registered.	Rate per 1,000.	No. Registered.	Rate per 1,000.	No. Registered.	Rate per 1,000.	No. Registered.	Percentage to total deaths.	
1928	24,017	18.5	27,312	21.0	257	0.2	597	0.4	86	0.1	34	0.0	79	0.1	137	0.1	295	0.2	1,431	1.1	1,764	1.3	1,167	0.9	10,468	8.1	7,468	310.9	4,060	14.7	1,826
1929	24,220	18.6	26,555	20.4	29	0.0	1,135	0.9	113	0.1	8	0.0	63	0.1	170	0.1	216	0.2	1,540	1.2	1,520	1.2	1,226	0.9	9,550	7.4	7,225	298.3	4,607	17.4	1,860
1930	25,329	19.5	27,552	21.2	29	0.0	1,677	1.3	136	0.1	40	0.0	75	0.1	188	0.1	195	0.2	1,541	1.2	1,450	1.1	1,470	1.1	9,703	7.5	7,506	296.3	5,090	18.5	2,013
1931	27,204	23.4	25,105	21.6	24	0.0	31	0.0	45	0.0	80	0.1	130	0.0	186	0.2	131	0.1	1,398	1.2	1,566	1.3	1,295	1.1	9,096	7.3	7,401	272.0	3,920	15.6	2,164
1932	28,894	24.8	22,856	19.7	37	0.0	313	0.2	100	0.1	7	0.0	76	0.1	185	0.2	76	0.0	1,217	1.0	1,389	1.2	968	0.8	8,282	7.1	6,298	218.0	3,855	16.8	2,024
1933	30,926	26.6	27,174	23.4	48	0.0	2,659	2.3	86	0.1	17	0.0	76	0.1	241	0.2	71	0.0	1,192	1.0	1,594	1.4	1,035	0.9	9,102	7.8	8,320	269.0	4,675	17.2	2,338
1934	33,724	29.0	27,370	23.6	31	0.0	1,52	0.1	161	0.1	13	0.0	98	0.1	240	0.2	101	0.1	1,397	1.2	1,856	1.6	1,280	1.1	10,056	8.7	8,253	245.0	4,540	16.6	2,365
1935	34,428	29.6	29,289	25.2	1	0.0	1,248	1.1	264	0.2	13	0.0	72	0.1	232	0.2	97	0.1	1,389	1.2	1,929	1.7	1,235	1.1	10,641	9.2	8,455	245.6	5,537	18.9	2,329
1936	35,905	30.9	29,934	25.8	2	0.0	906	0.8	146	0.1	5	0.0	71	0.1	292	0.2	91	0.1	1,332	1.2	1,993	1.7	1,475	1.3	10,601	9.2	8,946	249.1	5,340	17.8	2,429
1937	35,455	30.5	30,768	26.5	0	0.0	688	0.6	211	0.2	4	0.0	68	0.1	344	0.3	73	0.1	1,298	1.1	2,037	1.7	1,662	1.4	11,241	9.7	8,688	245.0	5,740	18.7	2,340
Average of 1928-37	30,010	25.1	27,391	22.8	46	0.0	941	0.8	135	0.1	22	0.0	71	0.1	221	0.2	135	0.1	1,373	1.2	1,710	1.5	1,281	1.0	9,874	8.2	7,856	261.8	4,736	17.2	2,169
Average of 1933-37	34,088	29.3	28,907	24.9	16	0.0	1,131	1.0	174	0.1	10	0.0	77	0.1	270	0.2	87	0.1	1,322	1.1	1,882	1.6	1,337	1.2	10,128	8.9	8,532	250.7	5,166	17.8	2,360
1938	36,748	31.6	35,999	31.0	0	0.0	1,862	1.6	269	0.2	1	0.0	80	0.1	507	0.4	103	0.1	1,065	0.9	2,078	1.8	1,862	1.6	13,584	11.7	9,801	267.0	7,111	19.7	2,565

Table No. 1233

TABLE OF DEATHS BY CAUSES AND MONTHS IN 1938.

Classification No.	SPECIFIC CAUSES OF DEATH.	January.	February.	March.	April.	May.	June.	July.	August.	September.	October.	November.	December.	TOTAL.
(1-44)	<i>I—Infectious and Parasitic Diseases.</i>													
1, 2	Typhoid and paratyphoid fever	31	25	27	52	60	71	48	48	47	28	33	28	507
3	Typhus fever					4								4
4	Relapsing fever ("spirillum obermeieri")	1	2	2	4		1							10
5	Undulant fever	1	2	2	4		1							10
6	Small-pox	356	549	509	248	116	38	30	12	2	1		1	1,862
7	Measles	60	69	49	38	12	14	7	6	6	4	1	3	269
8	Scarlet fever			1										1
9	Whooping cough			3	4	1	1	3				1		13
10	Diphtheria	9	6	5	5	4	1	8	6	4	7	4	4	63
11	Influenza													
11:1	(a) With respiratory complications	16	22	14	11	10	12	13	2	1	2	1	1	109
11:2	(b) Without respiratory complications	3	3	3	7	3	6	11	5	6	6	5	3	61
12	Cholera								1					1
13	Dysentery	36	35	43	48	34	42	102	100	69	42	39	42	642
14	Plague													
15	Erysipelas	4	2	3					2			1	3	11
16:1	Acute poliomyelitis									1				1
16:2	Acute polioencephalitis			1										1
17	Encephalitis lethargica	1					1	2				1		4
18	Cerebro-spinal fever	13	15	16	5	18	8	10	10	7	10	5	21	138
19	Glanders	4	2	3	3									12
20	Anthrax													
21	Rabies shown under 176 (a)													
22	Tetanus	13	3	7	16	8	4	13	10	14	8	12	11	109
(23:32)	Tuberculosis (all forms)													
23	Tuberculosis of respiratory system	137	120	151	144	174	122	163	158	157	161	161	146	1,794
24	Tuberculosis of central nervous system	5	8	13	11	8	10	16	16	10	9	11	13	130
25	Tuberculosis of intestines and peritoneum	9	6	7	8	7	5	13	11	5	13	9	7	100
26	Tuberculosis of vertebral column				1	2	1				2	1		7
27	Tuberculosis of other bones and joints			1	1	1	2				1	1	3	10
28	Tuberculosis of skin and subcutaneous tissues													
29	Tuberculosis of lymphatic system (abdominal and bronchial glands excepted)	2	1		1	4		1	1	1	1	1		13

Table No. 12—contd.

TABLE OF DEATHS BY CAUSES AND MONTHS IN 1938—contd.

Classification No.	SPECIFIC CAUSES OF DEATH.	January.	February.	March.	April.	May.	June.	July.	August.	September.	October.	November.	December.	TOTAL.
	<i>I—Infectious and Parasitic Diseases—contd.</i>													
30	Tuberculosis of genito-urinary system													
31	Tuberculosis of other organs			1						1			1	3
32	Disseminated tuberculosis		1		4	3	2	1		3	1	2	3	21
33	Leprosy	4	3	4	4	2	8	7	3	4	3	4	6	52
34	Syphilis	3	3	2	5	1	3	1	8	7	5	4	4	46
35: 1	Gonorrhoeal or purulent ophthalmia													
35: 2	Other venereal diseases													
36	Purulent infection, septicaemia	13	13	15	12	16	9	10	13	12	14	11	9	147
37	Yellow fever													
38: a	Malaria	6	6	2	5	7	4	3	7	11	17	19	16	103
38: b	Remittent fever	14	33	20	115	94	32	31	70	80	85	68	73	1,065
39: a	Kala-azar													
39: b	Other diseases due to protozoa										1			1
40	Ankylostomiasis						1			1	1		1	4
41	Hydatid cysts—													
	(a) Liver							1		1				2
	(b) Other organs													1
42	Other diseases due to helminths							1			2			3
43: 1	Actinomycosis													
43: 2: a	Sprue	3	6	2	3	5	2	4	7	8	3	5	5	51
43: 2: b	Other mycoses									1				1
44	Other infectious or parasitic diseases—													
	1. Vaccinia				1									1
	2. Other sequelae of vaccination	1		1		1								3
	3. German measles													
	4. Varicella	4	3	3	3									13
	5. Mumps												1	1
	6. Other diseases included under 44													
(45-55)	<i>II—Cancer and other Tumours.</i>													
45	Cancer of the buccal cavity and pharynx		3	2	5	3	1	2					2	27
46	Cancer of the digestive organs and peritoneum—													
	(a) Oesophagus	1	2	2	1	3	1	1	3	2	2	1	3	21

Table No. 12—contd.

TABLE OF DEATHS BY CAUSES AND MONTHS IN 1938—contd.

Classification No.	SPECIFIC CAUSES OF DEATH.	January.	February.	March.	April.	May.	June.	July.	August.	September.	October.	November.	December.	TOTAL.
	<i>III—Rheumatism, Diseases of Nutrition and of Endocrine Glands, and other General Diseases—contd.</i>													
66	Diseases of the thyroid and parathyroid glands—													
	(a) Simple goitre ..			1	1	1	1	1					1	5
	(b) Exophthalmic goitre..				1	2	2	1						6
	(c) Myxedema, cretinism.					1								1
	(d) Tetany ..		1											2
	(e) Other diseases included under 66 ..					1								1
67	Diseases of the thymus ..			1		1	1	1						4
68	Diseases of the adrenals ..													1
69	Other general diseases ..		1		1									2
(70-74)	<i>IV—Diseases of the Blood and Blood-forming Organs.</i>													
70	Hæmorrhagic conditions—													
	(a) Purpura ..			3	1	1	1		1			2		9
	(b) Hæmophilia ..		1											1
71: a	Pernicious anæmia ..	13	13	8	3	7	6	5	8	13	14	14	10	104
71: b	Other anæmias and chlorosis..	98	115	134	97	92	102	135	114	133	149	148	142	1,459
72: a	Leukæmia ..			2					1	1				4
72: b	Aleukæmia (lymphadenoma)..						1							1
73	Diseases of the spleen ..					1			1				1	3
74	Other diseases of the blood and blood-forming organs..													
(75-77)	<i>V—Chronic Poisoning.</i>													
75	Alcoholism (acute or chronic)..	1	1	1										3
76	Chronic poisoning by other organic substances ..													
77	Chronic poisoning by mineral substances—													
	(1) Occupational lead poisoning ..													
	(2) Mercury ..	1				1							1	2
	(3) Other chronic poisoning by mineral substances ..													
(78-80)	<i>VI—Diseases of the Nervous System and Sense Organs.</i>													
78	Encephalitis—													
	(a) Cerebral abscess ..	1		1					1				1	4
	(b) Other diseases included under 78 ..	3	4	3	3	5	3	10	7	12	4	11	11	72

Table No. 12—contd.

TABLE OF DEATHS BY CAUSES AND MONTHS IN 1938—contd.

Classification No.	SPECIFIC CAUSES OF DEATH	January.	February.	March.	April.	May.	June.	July.	August.	September.	October.	November.	December.	TOTAL.
	<i>VI—Diseases of the Nervous System and Sense Organs—contd.</i>													
79	Meningitis	8	5	9	7	9	5	9	8	11	8	5	9	90
80	Tabes dorsalis (locomotor ataxia)													1
81	Other diseases of the spinal cord	1	1		3	3	1		1	2			1	13
82: a	1. Cerebral hemorrhage	10	7	4	7	9	7	10	6	5	6	8	7	86
	2. Apoplexy (lesion un- stated)	5	1	3	6	3	1		2	2	4	2	2	31
	3. (a) Mania													
	(b) Malancholia													
	(c) Dementia													
82: b	1. Cerebral embolism	1				1		1		2	1		2	9
	2. Cerebral thrombosis	1	3	1	2	5	5	1	2		2	2	3	27
	3. Cerebral softening		1	1			2				1			5
82: c	1. Hemiplegia	9	11	11	14	14	7	9	12	6	9	12	9	123
	2. Other paralyzes of un- stated origin	12	10	3	2	7	4	4	2	2	4	4	5	59
83	General paralysis of the insane		9		3	7	3			1				13
84	Other forms of insanity		1	1			1				2			5
85	Epilepsy		1	1	3	3		4	3	1	1	3		20
86	Infantile convulsions—													
	(a) Under 5 years	64	62	75	63	55	49	65	55	41	54	50	53	686
	(b) Above 5 years				2									2
87	Other diseases of the nervous system—													
	(a) Chorea				1									1
	(b) Neuritis, neuralgia			1					1		3			5
	(c) Paralysis agitans				1						1	1		3
	(d) Disseminated sclerosis						1							1
	(e) Other diseases included under 87	1		6				1	3					11
88	Diseases of the eye and annex		1									1		2
89: a	Otitis, and other diseases of the ear						1	1		1				3
89: b	Diseases of the mastoid sinus	1		1	1			1					1	5
(90-103)	<i>VII—Diseases of the Circulatory System.</i>													
90	Pericarditis	1	1		1	1	1	1				1	3	10
91	Acute endocarditis			1			1			1	2	1	1	7
92	1-5 chronic endocarditis, valvular diseases	24	5	19	25	13	5	3	2	5	4	6	6	87

Table No. 112—contd.

TABLE OF DEATHS BY CAUSES AND MONTHS IN 1939—contd.

Classification No.	Specific Causes of Death	January	February	March	April	May	June	July	August	September	October	November	December	Total
VII—Diseases of the Circulatory System—contd.														
93: a	Acute myocarditis (1)	3	4	5	3	5	3	3	1	1	1	27
93: b	Myocardial degeneration—													
	1. Fatty heart ..	1	1	1	1	4
93: c	2. Cardio-vascular degeneration	1	6	6	..	1	1	16
	3. Other diseases included under 93B ..	4	..	4	1	..	3	1	4	..	20
93: d	Myocarditis, not returned as acute or chronic ..	2	2	2	2	2	2	4	3	2	2	32
94	Diseases of the coronary arteries, angina pectoris ..	10	7	10	11	9	14	18	13	9	11	14	13	139
95	Other diseases of the heart—													
	(a) Disordered action of heart ..	1	..	1	1	6
	(b) Other diseases included under 95—													
	1. Dilatation of heart (cause unspecified) ..	2	1	3	1	2	..	1	16
	2. Heart disease, undefined ..	8	6	7	5	7	6	5	3	3	57
96	Aneurysm ..	2	1	1	2	5	3	2	2	2	3	3	1	27
97: 1	Arterio-sclerosis, with cerebral hemorrhage	1	1	2
97: 2	Arterio-sclerosis, with record of other cerebral vascular lesion	4
97: 3	Arterio-sclerosis, without record of cerebral vascular lesion	1	1
98	Gangrene ..	2	2	3	..	1	1	3	7	4	3	4	5	35
99	Other diseases of the arteries	1	1	1	1	2	..	3	8
100	Diseases of the veins (varix, hemorrhoids, phlebitis, etc.)	1	5	1	1	2	..	2	3	1	16
101	Diseases of the lymphatic system (lymphangitis, etc.) ..	1	3	1	1	6
102	Abnormalities of blood-pressure	2	2	2	1	..	2	3	..	4	22
103	Other diseases of the circulatory system ..	1	3	..	2	2	..	1	1	16
(104-114)	VIII—Diseases of the Respiratory System.													
104	Diseases of the nasal fossae and annexe	1	1
105	Diseases of the larynx	1	..	2	1	..	1	..	1	6
106: a	Acute bronchitis ..	2	2	1	2	..	1	8
106: b	Chronic bronchitis ..	46	49	50	43	34	28	48	39	48	40	45	55	525

Table No. 12—contd.

TABLE OF DEATHS BY CAUSES AND MONTHS IN 1938—contd.

Classification No.	SPECIFIC CAUSES OF DEATH.	January.	February.	March.	April.	May.	June.	July.	August.	September.	October.	November.	December.	TOTAL.
	<i>VIII—Diseases of the Respiratory System—contd.</i>													
106: c	Bronchitis, not defined as acute or chronic ..	26	36	32	22	26	22	46	28	13	13	16	18	298
107	Broncho-pneumonia ..	644	678	793	716	621	575	905	660	441	454	435	439	7,450
108	Lobar pneumonia ..	31	30	42	31	44	17	17	14	17	23	29	24	319
109: c	Pneumonia (not otherwise defined) ..	365	350	340	311	331	316	312	251	305	243	257	289	3,470
110: 1	Empyema ..	3	3	4	2	2	6	2	7	1	2	3	1	36
110: 2	Other pleurisy ..	3	1	1	1	4	3	2	5	..	3	2	4	28
111	Congestion and hemorrhagic infarct of lung, etc. ..	11	5	15	6	6	4	7	5	6	11	4	6	84
112	Asthma ..	125	117	122	106	78	72	90	709	106	123	122	139	1,309
113	Pulmonary emphysema	3	1	1	1	2	1	1	10
114: c	Chronic interstitial pneumonia, including occupational diseases of the lung	1	..	1	1
114: b	Other diseases included under 114—
	1. Gangrene of the lung	2	1	..	1	3	1	8
	2. Other diseases included under 114b ..	4	..	2	5	1	2	1	1	5	3	4	3	31
(115-129)	<i>IX—Diseases of the Digestive System.</i>													
115: 1	Diseases of the teeth and gums	1	1	..	1	1	5
115: 2	Ludwig's angina ..	1	1	1	1	1	1	4
115: 3	Diseases of the tonsils ..	3	1	..	3	..	1	..	1	..	2	10
115: 4	Other diseases included under 115 ..	1	1	1	2	5
116	Diseases of the esophagus ..	1	1	1	..	3
117	Ulcer of the stomach or duodenum ..	2	3	2	4	2	2	3	1	2	2	..	2	25
118	Other diseases of stomach ..	1	1	3	1	3	3	3	2	4	4	3	3	36
119-120	Diarrhea and enteritis ..	69	63	83	92	79	90	210	162	110	95	95	82	1,920
121	Appendicitis ..	5	4	5	2	3	2	5	6	2	3	6	5	50
122: a	Hernia ..	2	1	1	3	3	3	5	1	2	2	2	3	27
122: b	Intestinal obstruction ..	6	3	4	6	6	1	3	1	4	5	4	2	45
123	Other diseases of the intestines ..	1	1	2	1	1	3	3	5	3	1	1	..	22
124	Cirrhosis of the liver ..	14	13	5	8	10	13	10	3	12	13	7	10	123
125: 1	Acute yellow atrophy ..	1	1	1	2	1	..	1	2	..	9
125: 2	Other diseases of the liver ..	10	9	8	8	9	6	10	9	11	8	5	9	102
126	Biliary calculi	1	1
127	Other diseases of the gall bladder and ducts	1	11	1	..	2	1	3

Table No. 12—concl.
TABLE OF DEATHS BY CAUSES AND MONTHS IN 1938—concl.

Classification No.	SPECIFIC CAUSES OF DEATH.	January.	February.	March.	April.	May.	June.	July.	August.	September.	October.	November.	December.	TOTAL.
179	XVII—Deaths from Violence—contd. Other acute accidental poisoning (not by gas)— (a) Salvarsan and other organic preparations of arsenic (b) Other acute accidental poisoning not by gas included in 179	1 1 1	1 1 3	1 1 1	1 1 2	1 1 1	1 1 1	1 1 1	1 1 1	1 1 1	1 1 1	1 1 1	1 1 1	18
180	Conflagration
181	Accidental burns (conflagration excepted)	12	11	15	11	5	6	6	8	11	12	7	14	118
182	Accidental mechanical suffocation	..	1	1	1	..	1	..	1	1
183	Accidental drowning ..	1	1	2	..	2	2	2	3	1	2	..	2	18
184	Accidental injury by firearms.	1	1	..	2
185	Accidental injury by cutting or piercing instruments
186	Accidental injury by fall, crushing, etc.	21	23	23	28	21	20	23	25	21	24	27	27	288
187	Cataclysm
188	Injury by animals (poisoning by venomous animals excepted)	1	1	1
189	Hunger or thirst	9	6	3	2	3	6	1	5	10	2	5	3	55
190	Excessive cold	1	2
191	Excessive heat	2
192	Lightning
193	Electricity (lightning excepted)
194	Other and unstated forms of accidental violence— 1. Inattention at birth 2. Other causes included under 194 3 4 3 7 6 9 2 5 4 3 4 4 53
195	Violent deaths of unstated nature (i.e., accidental, suicide, etc.)	6	2	3	6	4	4	9	4	10	2	7	8	65
196	Wounds of war	1
197	Execution of civilians by belligerent armies
198	Execution
(199-200)	XVIII—Ill-defined Diseases.
199	Sudden death	1	..	2	1	1	5
200	Cause of death unstated or ill-defined— 1. Heart failure 2: a Fever not defined 2: b Other ill-defined causes 3. Cause not specified.	54 20 19 2	55 28 18 2	55 19 11 1	52 24 22 3	44 17 15 3	59 21 11 1	55 15 20 7	53 15 16 ..	41 9 30 4	48 13 17 2	53 10 17 3	59 8 20 ..	628 199 216 28

Table No. 13.

DEATHS AMONG INFANTS BY CAUSES, MONTHS AND AGES IN 1938.

Cause of Deaths.	Total.	MONTHS.												AGES.					
		January.	February.	March.	April.	May.	June.	July.	August.	September.	October.	November.	December.	Under 1 week.	1 to 4 weeks.	4 weeks to 6 months.	6 to 12 months.		
38a. Malaria	2												1		1			2	
38b. Ague and Remittent Fever.. .. .	61	2	7	6	4	7	3	13	3	4	1	5	1			1	19	41	
6 Small-pox	442	96	121	120	54	31	4	10	5				1			11	187	244	
7 Measles	73	14	21	16	9	3	5	2		3						2	26	45	
8 Scarlet Fever																			
9 Whooping Cough	2				2												1	1	
10 Diphtheria	16	1	1	1		2		1	3	1	3	2	1				2	14	
11 Influenza	13	1		1			1	3	1				1				4	8	
12 Cholera																			
13 Dysentery	74	2	2	6	6	1	6	23	14	6	1	5	2	1	1	1	23	49	
14 Plague																			
18 Cerebro Spinal Fever	12	2				1		1	1	3	1	1					2	10	
23 Tuberculosis of Respiratory system	6		2	1	2						1							4	
24-32 Other Tuberculosis Diseases	14		3		2	2	1	1	2	1	1	1				1	3	10	
34 Syphilis	25	3	1	1	3		1	1	5	3	3	2	2	9	8	5	3		
63 Rickets	112	10	12	3	10	3	10	13	9	9	6	9	8		2	26	84		
86(a) Convulsions	583	53	52	60	52	48	40	59	48	36	48	42	45	115	104	239	125		
106 Bronchitis	84	3	10	6	6	13	4	17	7	5	2	3	3	1	3	28	52		
107-109 Pneumonia (all forms)	3,651	282	298	338	351	310	326	549	345	207	217	206	222	28	85	1,260	2,278		
104, 105, 110-114 Other Respiratory Diseases	14		3	2	2		2	1	1	1		2		3	2	4	5		
113-1 Gasteritis	4		1		1			1					1	4					
119-120 Diarrhoea and Enteritis	600	34	32	45	46	40	43	107	67	49	34	58	40	40	114	232	214		
157 Congenital Malformation	5		1		1		1		1		1			5					
158 Atrophy, Debility and Marasmus	2,644	241	216	215	193	149	205	239	224	230	227	258	247	904	988	585	167		
159 Premature-Birth	958	77	95	66	57	52	51	93	83	111	103	94	76	709	214	31	4		
160 Injury at Birth	6	1		1			1	1			2			6					
161(a) Atelectasis	24	3	2	2	1	1	2	2	3	2	2	1	3	24					
200-2(b) Suffocation Over-Lying	3		1					1			1			3					
200-2(a) G Fever not defined.. .. .	58	6	5	3	9	4	5	7	1	3	3	1	4	4	5	24	23		
Other Causes	317	24	19	29	27	25	30	32	30	26	18	32	25	22	30	117	148		
Total	9,801	860	905	928	838	697	747	1,182	858	709	681	722	683	1,878	1,572	2,822	3,529		

Table
DEATHS BY CAUSES BY

No. in Short List.	Corresponding No. in detailed List.	Castes.	Jains.		Brahmins.		Lingaits.		Bhatias.		Banias.		Hindus of other Castes.		Hindus Low Castes.		
			Sex.		Sex.		Sex.		Sex.		Sex.		Sex.		Sex.		
			Male.	Female.	Male.	Female.	Male.	Female.	Male.	Female.	Male.	Female.	Male.	Female.	Male.	Female.	Male.
1	1-2	Typhoid and Para Typhoid Fevers	20	6	88	34	1	..	2	2	17	13	118	59	4	8	
2	7	Measles	3	3	8	11	2	1	..	2	8	2	60	74	23	30	
3	8	Scarlet Fever	
4	9	Whooping Cough	1	1	3	1	3	
5	10	Diphtheria	3	1	4	2	..	1	1	9	8	8	3	
6	11	Influenza	2	1	6	5	1	..	2	..	2	1	17	13	2	..	
7	17	Encephalitis Lethargica	1	..	1	1	
8	18	Cerebro-Spinal Fever	15	2	2	1	1	1	43	14	8	5	
9	23	Tuberculosis of Respiratory System	7	7	27	35	6	13	2	5	12	27	423	394	69	71	
10	24-32	Other Tuberculosis Diseases	6	10	13	21	1	3	6	13	42	58	12	15	
11	34	Syphilis	1	..	1	..	1	1	..	11	6	3	2	
12	80, 83	General Paralysis of the insane, Tabes Dorsalis	
13	45-53	Cancer, Malignant Diseases	8	1	16	12	2	..	6	1	12	8	62	23	4	2	
14	59	Diabetes	2	1	16	5	1	1	1	1	11	5	1	..	
15	82	Cerebral Hamorrhage, etc.	5	3	22	7	3	2	11	7	77	40	3	4	
16	90-95	Heart Disease	16	3	20	6	3	1	16	5	74	23	6	..	
17	96	Aneurysm	1	..	2	..	1	12	..	1	..	
18	97-103	Other Circulatory Diseases.	4	1	10	3	..	1	2	..	29	8	2	3	
19	106	Bronchitis	6	1	28	17	7	8	1	2	13	9	212	176	73	69	
20	107-109	Pneumonia (all forms)	176	114	369	257	109	105	20	15	171	127	2,940	2,320	1,120	1,157	
21	104, 105, 110,	Other Respiratory Diseases.	7	6	32	20	8	13	3	2	11	6	416	261	118	114	
22	114, 117		Peptic Ulcer	1	..	3	1	1	1	..	6	1	
23	119-120	Diarrhoea and Enteritis	11	15	52	44	5	5	4	2	10	7	277	209	90	89	
24	121	Appendicitis	1	1	5	..	2	1	1	15	1	1	2	
25	124	Cirrhosis of Liver	3	4	17	7	2	2	5	4	34	16	2	2	
26	125-127	Other Diseases of Liver, etc.	4	1	7	8	1	..	1	1	3	2	40	15	5	2	
27	115, 116, 118, 122, 123, 128,	Other Digestive Diseases	4	2	12	5	2	5	3	63	29	11	11	
28	129, 130-132		Acute & Chronic Nephritis.	5	3	14	10	1	1	8	5	35	25	7	4
29	140, 145	Puerperal Sepsis	2	..	5	1	23	..	7	
30	141, 144, 146-	Other Puerperal Causes	5	..	10	..	2	..	1	..	6	..	57	..	11	
31	157-161		Cong. Debility, Premature Birth, Malformation, etc.	35	30	102	65	46	39	3	4	37	29	929	790	356	280
32	162	Senility	10	16	45	53	15	13	5	17	21	38	463	582	142	203	
33	163-171	Suicide	3	..	6	6	1	..	2	1	58	17	3	1	
34	172-198	Other Violence	10	5	21	16	3	1	2	1	15	9	250	102	33	28	
35	6A, 14B, 39a, 38a, 38b, 4F, 200:2a, 12H, 13J, 33K, L	Small-pox	12	7	64	48	30	33	1	2	14	24	625	532	100	140	
		Plague	
		Kala Azar	
		Malaria	3	1	7	1	1	1	36	12	4	3
		Ague & Remittent Fever.	6	4	19	25	8	4	..	2	..	9	12	290	268	74	98
		Relapsing Fever
		Fever not defined	7	3	11	9	1	2	..	7	2	42	35	11
36	199-200	Cholera	
		Dysentery	7	6	25	14	..	4	5	4	215	90	50	49
		Leprosy	1	28	6	7	..
..	..	Other defined Diseases	45	58	136	139	40	46	13	16	65	68	835	1,062	240	295	
..	..	Causes Ill-defined or unknown	11	5	39	25	2	1	9	2	13	6	219	109	52	24	
..	..	Still-born	40	21	99	72	13	11	10	6	34	27	671	540	182	140	
..	..	Total. { Males	446	..	1,264	..	296	..	86	..	505	..	9,018	..	2,645	..	
..	..	{ Females	327	..	926	..	291	..	90	..	441	..	7,467	..	2,746	

No. 14.

SEX AND CASTE IN 1938.

Mussulmans.		Parsees.		Jews.		Indian Christians.		Anglo-Indians.		Europeans.		Buddhists.		Other and unknown Castes.		Total.		Persons.
Male.	Female.	Male.	Female.	Male.	Female.	Male.	Female.	Male.	Female.	Male.	Female.	Male.	Female.	Male.	Female.	Male.	Female.	
38	14	12	12	4	..	30	17	2	2	3	..	1	340	167	507
13	12	1	1	1	..	3	10	1	123	146	269
..	..	1	1	..	1
..	2	1	1	3	10	13
5	5	3	1	..	1	5	1	1	1	38	25	63
5	1	5	6	4	6	1	47	33	80
..	..	1	4	..	4
31	5	2	1	3	3	1	106	32	138
250	287	7	11	6	3	69	47	2	3	4	1	4	890	904	1,794
29	34	..	2	..	1	9	7	..	1	1	119	165	284
4	1	4	11	25	21	46
1	1	..	1
41	19	17	20	1	3	15	18	1	2	4	4	188	111	299
13	4	12	18	2	..	2	2	61	37	98
36	21	33	11	1	5	22	14	2	1	4	6	219	161	380
51	10	39	16	2	..	26	11	3	1	7	5	263	61	324
3	..	3	..	1	..	3	27	..	27
14	9	5	3	..	1	9	1	2	1	76	32	108
100	66	2	7	3	1	13	13	3	1	461	370	831
1,005	682	69	48	17	12	194	177	13	8	7	2	2	1	..	1	6,213	5,026	11,239
260	147	17	16	6	3	32	13	..	1	1	..	1	912	602	1,514
6	..	2	2	1	23	2	25
119	79	24	17	7	9	73	58	4	6	1	1	2	679	541	1,220
5	3	4	1	1	..	2	1	1	..	2	40	10	50
15	1	4	2	2	1	65	38	123
12	5	8	1	1	..	4	1	1	1	1	88	32	120
31	7	3	5	1	..	12	6	2	..	2	1	153	71	224
24	10	32	21	2	..	8	7	2	2	1	..	189	66	255
..	7	..	1	..	1	..	4	51	51
..	25	..	4	..	1	..	13	..	1	185	185
311	246	20	18	10	10	135	125	8	1	3	3	..	2	2	3	1,997	1,645	3,642
261	261	54	52	14	14	21	25	2	3	..	1	1	1,054	1,278	2,332
11	3	8	1	2	1	94	30	124
113	30	18	5	3	2	25	2	..	1	4	2	5	5	502	209	711
104	57	2	4	29	28	1	2	2	1	984	378	1,362
..
15	4	2	2	..	2	1	2	2	2	2	73	30	103
97	128	..	1	..	3	7	10	510	555	1,065
11	12	4	5	12	8	1	1	..	1	107	92	199
..
50	28	17	12	3	4	29	23	1	1	3	2	405	237	642
4	4	1	45	7	52
340	534	53	46	2	3	79	78	3	7	7	4	2	1	1,859	2,357	4,216
122	44	43	31	4	4	50	37	5	4	6	3	1	..	1	3	577	298	875
251	194	32	19	9	3	84	58	6	1	4	1	20	17	1,455	1,110	2,565
3,550	..	532	..	90	..	938	..	65	..	68	..	19	..	9	..	19,531
..	2,803	..	399	..	83	..	784	..	48	..	47	..	4	..	12	..	16,468	35,999

Table No. 15.

TABLE SHOWING BY RACE THE RATE OF MORTALITY PER 1,000 OF POPULATION FROM DIFFERENT CAUSES OF DEATHS IN 1938.

Race or Caste.	Small-pox.	Measles.	Plague.	Scarlet Fever.	Kala-azar.	Enteric Fever.	Malaria.	Ague and Remittent Fever.	Relapsing Fever.	Influenza.	Cholera.	Diarrhea and Enteritis.	Dysentery.	Tuberculosis.	Respiratory Diseases.	Accidents.	All Other Causes.	Total.
Hindus, Low Caste ..	2.3	0.5	0.1	0.1	1.6	..	0.0	..	1.7	1.0	1.6	25.6	0.6	16.8	52.2
Hindus of all other Castes ..	2.0	0.2	0.5	0.1	0.9	..	0.1	0.0	0.9	0.5	1.6	11.4	0.7	11.2	30.3
Hindus, all Castes ..	2.0	0.3	0.5	0.1	1.0	..	0.1	0.0	1.0	0.6	1.6	13.3	0.7	11.9	33.1
Mussalmans ..	0.7	0.1	0.2	0.1	1.1	..	0.0	..	0.9	0.3	2.8	10.8	0.7	12.2	30.3
Parsees ..	0.1	0.0	..	0.0	..	0.4	0.1	0.0	..	0.2	..	0.7	0.5	0.3	2.7	0.5	10.4	16.1
Jews ..	0.0	0.1	0.5	0.2	0.3	1.8	0.8	1.2	4.8	0.6	9.6	20.1
Christians ..	0.9	0.2	0.7	0.0	0.3	..	0.2	..	2.0	0.8	2.0	6.9	0.4	12.3	26.8
Anglo-Indians ..	0.4	0.1	0.6	0.3	1.4	0.3	1.1	3.7	0.1	7.9	16.1
Europeans ..	0.3	0.3	0.2	0.1	..	0.2	0.5	0.6	1.1	0.9	7.7	12.2
Buddhists	0.6	1.2	1.2	..	2.4	2.4	..	6.1	14.1
Other and Unknown Castes	0.9	9.0	9.0	18.9
Total ..	1.6	0.2	..	0.0	..	0.4	0.1	0.9	..	0.1	0.0	1.0	0.6	1.8	11.7	0.7	11.8	31.0

Table

DEATHS IN DIFFERENT HOSPITALS FROM PRINCIPAL

HOSPITALS.	1	2	3	4	5	6	7	8	9	10	11	12	13	14	15	16	17	18	19	20	21	22	23	24	25
	Typhoid and Paratyphoid Fever (1, 2).	Measles (7).	Scarlet Fever (8).	Whooping Cough (9).	Diphtheria (10).	Influenza (11).	Encephalitis Lethargica (17).	Cerebro-Spinal Fever (18).	Tuberculosis of Respiratory System (23).	Other Tuberculosis Diseases (24-32).	Syphilis (34).	General Paralysis of the Insane, Tabes Dorsalis (30, 33).	Cancer, Malignant Diseases (45-53).	Diabetes (59).	Cerebral Haemorrhage, etc. (82).	Heart Disease (90-95).	Aneurism (96).	Other Circulatory Diseases (97-109).	Bronchitis (106).	Pneumonia (all forms) (107-109).	Other Respiratory Diseases (104, 105, 110-114).	Peptic Ulcer (117).	Diarrhoea and Enteritis (119-120).	Appendicitis (121).	Cirrhosis of Liver (124).
Adams Wylie Memorial Hospital	3	1	1	1	..	2	1	16	14	6
Albless-Cama Hospital	9	4	9	2	..	2	..	3	1	..	1	1	38	1	..	44
Arthur Road Hospital	54	21	..	1	54	1	..	135	4	13	1	1	1	49	29
Bai Jerbai Wadia Hospital for Children	19	1	1	27	2	1	4	2	133	8	..	43	..	9
Bai Motlabai and Sir D. M. Petit Hospital	3	8	1	..	3	..	12	8
Bai Yamunabai L. Nair Hospital	4	3	5	5	3	4	1	1	1	2	29	3	1	11	2	..
Bhatia General Hospital	6	1	1	1	..	5	1	15	2	..	1	..	1
B. D. Petit Parsee General Hospital	11	2	2	1	..	9	7	8	10	15	2	4	5	27	17	..	11	2	1
Byramji Jijeebhoy Hospital for Children	6	1	..	1	1	16	25	3	..	1	2	1	110	4	..	58	1	2
Colaba Station Hospital (Military)	1	1	2	..	1	1	1	..
Goculdas Tejpal Hospital	14	3	..	1	33	12	3	..	24	5	9	9	..	4	12	91	15	3	15	2	10
King Edward VII Memorial Hospital	80	1	..	1	39	44	6	1	46	8	23	36	6	28	17	253	50	6	22	8	17
Matunga Leper Asylum	1
Maratha Hospital	1	600
Marine Lines Hospital (Military)
Masina Hospital	1	3
Municipal Maternity Homes	7	2
Nowroji Wadia Maternity Hospital	3	1	2	..	1	..	7	1	2	42	3	..	73
Other Private Maternity Homes	1	..	4	1	1	2	..	1	1	7	2	..	10	1	..
Other Private Hospitals	14	3	..	1	..	3	3	3	6	1	2	1	3	..	29	5	1	7	3	1
Parsee Lying-in Hospital
Police Hospital	2	1	1	1	..	1
Sir Harkisandas Narottamdas Hospital	48	5	17	12	6	9	7	..	4	1	45	10	1	3	6	1
Sir J. J. Hospital	39	2	1	1	162	29	2	..	32	10	35	25	3	11	15	195	47	4	27	4	11
St. Joseph's Foundling Home	2	4	1	5	4	9	18
St. George's Hospital	13	1	1	1	1	..	6	2	9	4	13	6	1	2	1	36	4	..	5	2	..
Total	325	24	..	3	62	17	4	138	888	193	34	1	156	56	124	107	14	71	81	1137	171	17	392	32	5

Table No. 11.

TABLE OF DEATHS BY AGES, SEXES AND CAUSES IN 1938.

No. in Short List.	Corresponding No. in detailed List.	Causes of deaths.	Under 7 days.		1-4 Weeks.		4 Weeks to 6 Months.		6-12 Months.		1-2 Years.		2-5 Years.		5-10 Years.		10-15 Years.		15-20 Years.	
			Male.	Female.	Male.	Female.	Male.	Female.	Male.	Female.	Male.	Female.	Male.	Female.	Male.	Female.	Male.	Female.	Male.	Female.
1	1-2	Typhoid and Para Typhoid Fevers	1	2	1	1	3	1	8	9	21	26	30	23	53	24
2	7	Measles	2	..	15	11	22	23	42	59	31	42	6	17	3	1	1	..
3	8	Scarlet Fever
4	9	Whooping Cough	1
5	10	Diphtheria	2	..	8	6	8	3	2	6	1
6	11	Influenza	1	..	1	3	5	3	4	4	2	6	6	2	1	1	1	..
7	17	Encephalitis Lethargica
8	18	Cerebro Spinal Fever	1	1	5	2	3	2	1
9	23	Tuberculosis of Respiratory System	1	1	1	3	4	2	3	1	11	3	5	4	13	5
10	24-32	Other Tuberculous diseases	1	2	1	7	3	7	9	14	17	4	12	11	32	46	114
11	34	Syphilis	5	4	1	7	2	3	..	3	1	1	12	7	4	7	4	19
12	80, 83	General Paralysis of the insane, Tabes dorsalis
13	45-53	Cancer, Malignant diseases	1
14	59	Diabetes
15	82	Cerebral Haemorrhage, etc.	3	3	1	1
16	90-95	Heart Diseases	1	2
17	96	Aneurysm	1	1	3	4	2	2	4	3
18	97-103	Other, Circulatory Diseases	1	1	1	1	..	1	2	2	2	2	6
19	106	Bronchitis	1	1	1	2	13	15	25	27	23	29	17	43	12	18	4	12	8	5
20	107-109	Pneumonia (all forms)	16	12	45	40	644	616	1,199	1,079	1,162	1,171	881	904	249	277	93	78	120	112
21	104, 105, 110, 114	Other Respiratory diseases	1	2	1	1	3	1	4	1	7	2	10	6	1	4	10	7
22	117	Peptic Ulcer
23	119-120	Diarrhoea and Enteritis	25	15	55	59	125	107	197	97	105	68	53	49	17	1	..
24	121	Appendicitis	1	1
25	124	Cirrhosis of liver	2	11	11	17	7	6	3	2	1
26	125-127	Other Diseases of liver, etc.	5	2	1	3	3	..	7	3	7	3	4	4	1	..
27	115, 116, 118, 122, 123, 128 & 129	Other digestive diseases	1	1	4	4	5	3	5	4	4	2	5	3	7	4	3	1	4	3
28	130-132	Acute and Chronic Nephritis	1	1	1	2	1	..	2	..	1	4	6	8	2	2	1	3
29	140, 145	Puerperal Sepsis
30	141, 144, 146, 150	Other Puerperal, causes
31	157-161	Cong. debility, Premature birth, Malformation, etc.	929	719	664	538	319	297	84	87	1	4	13
32	162	Senility
33	163-171	Suicide
34	172-198	Other Violence	6	7	4	3	1	1	5	8	19	22	29	23	20	2	4	3
	6	A. Small pox	3	8	33	104	112	132	106	135	182	175	78	89	34	25	69	59
	14	B. Plague
	39a	C. Kala-Azar
	38a	D. Malaria
	38b	E. Ague and Remittent Fever	1	10	9	21	20	26	31	32	34	35	47	20	32	35	44
35	4	F. Relapsing Fever
	200 : 2a	G. Fever not defined	3	1	4	1	14	10	13	10	14	9	10	11	2	7	3	3	6	5
	12	H. Cholera
	13	J. Dysentery	1	1	12	11	27	22	45	44	48	58	77	16	6	5	11	4
	33	K. Leprosy
	L.	Other defined diseases	58	43	71	40	187	151	170	161	250	245	258	276	79	90	26	70	51	111
36		Causes illdefined or Unknown	12	7	2	5	11	8	2	2	31	37	18	25	9	12	4	1	3	7
		Males	1,063	..	861	..	1,457	..	1,838	..	1,872	..	1,643	..	625	..	291	..	493	..
		Females	..	815	..	711	..	1,365	..	1,691	..	1,876	..	1,720	..	691	..	319	..	572
		Persons	1,878	1,572	1,572	1,572	2,822	2,822	3,529	3,529	3,748	3,748	3,363	3,363	1,316	1,316	610	610	1,065	1,065
		Percentage to the total mortality	27.2	3.6
		

Table No. 17—continued.

TABLE OF DEATHS BY AGES, SEXES AND CAUSES IN 1938—continued.

No. in Short List.	Corresponding No. in detailed List.	Causes of deaths.	20-30 Years.		30-40 Years.		40-50 Years.		50-60 Years.		60 and Over.		Age Unspecified.		Total.		Persons.
			Male.	Female.	Male.	Female.	Male.	Female.	Male.	Female.	Male.	Female.	Male.	Female.	Male.	Female.	
1	1-2	Typhoid and Para Typhoid Fevers	117	48	68	20	21	3	7	3	10	2			340	167	507
2	7	Measles	1	1		1									123	146	269
3	8	Scarlet Fever					1								1		2
4	9	Whooping Cough													3	10	13
5	10	Diphtheria	1	1											7	25	32
6	11	Influenza	7	3	7	4	2	2	4	3	8	7			47	33	80
7	17	Encephalitis Lethargica			2		1								4		4
8	18	Cerebro Spinal Fever	26	7	23	4	7	2	5		1	1			106	32	138
9	23	Tuberculosis of Respiratory System	255	397	248	232	188	67	85	25	43	12			890	904	1,794
10	24-32	Other Tuberculous diseases	22	66	27	24	11	3	6	3	3	5			119	165	284
11	34	Syphilis	4		5		2	1	2	1		1			25	21	46
12	80, 83	General Paralysis of the insane Tabes dorsalis							1						1		1
13	45-53	Cancer, Malignant diseases	6	5	25	15	54	29	56	27	38	33			188	111	299
14	59	Diabetes	1	1	5	1	18	7	20	11	17	17			61	37	98
15	82	Cerebral Hemorrhage, etc.	8	9	19	7	43	15	44	18	98	66			219	121	340
16	90-95	Heart Diseases	12	6	48	10	56	12	68	12	69	31			263	81	344
17	96	Aneurysm	5		12		4		2		4				27		27
18	97-109	Other, Circulatory Diseases	7	3	11	4	22	2	15	3	14	9			78	32	108
19	106	Bronchitis	27	21	43	21	95	42	87	66	105	69			461	370	831
20	107-109	Pneumonia (all forms)	533	278	440	168	365	105	245	79	221	107			6,213	5,026	11,239
21	104, 105; 110, 114	Other Respiratory diseases	55	43	108	54	178	57	268	183	266	241			912	602	1,514
22	117	Peptic Ulcer	4	1	4		6		6	1	2				23	2	25
23	119-120	Diarrhoea and Enteritis	25	21	81	16	37	21	24	16	48	37			680	540	1,220
24	121	Appendicitis	11	1	10	3	12	1	3						40	10	50
25	124	Cirrhosis of liver	5	5	13	2	11	3	11	2	10	1			85	38	123
26	125-127	Other Diseases of liver, etc.	8	4	19	4	15	3	8	2	8	3			88	32	120
27	115, 116, 118, 122, 123, 128 & 129	Other digestive diseases	19	16	24	11	33	7	23	4	16	6			153	71	224
28	130-132	Acute and Chronic Nephritis	10	12	12	11	24	11	20	14	49	25			129	88	217
29	140, 145	Puerperal Sepsis		33		13		1								51	51
30	141, 144, 146, 150	Other Puerperal causes		76		42		4								135	135
31	157-161	Cong. debility, Premature birth, Malformation, etc.															
32	162	Senility															
33	163-171	Suicide	36	7	1		1	3	57	42	995	1,233			1,997	1,645	3,642
34	172-198	Other Violence	126	38	91	24	70	14	48	16	58	32	1		1,054	1,278	2,332
	6	A Small-pox	227	111	71	22	12	8	4	4	3	5			94	30	124
	14	B Plague													502	209	711
	39a	C Kala-Azar													984	878	1,862
	38a	D Malaria	15	5	20	7	14	1	6	3	3	3					
	38b	E Ague and Remittent Fever	106	144	100	112	88	57	31	17	6	7			73	90	163
35	4	F Relapsing Fever													510	555	1,065
	200: 2a	G Fever not defined	11	13	9	6	9	6	7	4	2	6			107	92	199
	12	H Cholera															
	13	J Dysentery	67	24	57	24	54	9	31	13	29	8			405	237	642
	33	K Leprosy	6	3	14		12	3	11	1	21				45	7	52
36		L Other defined diseases	164	516	169	351	158	149	97	93	120	62			1,858	2,358	4,216
		Causes Illdefined or Unknown	38	31	80	23	192	31	111	37	124	72			577	298	875
All Ages			1,967	1,952	1,840	1,774	1,431	708	2,375	2,105	1				19,531	16,468	35,999
Percentage to the total mortality by age-periods			10.9	8.6	6.8	5.9	12.5	1	35,999	100.0							

Table DEATHS BY CAUSES AND

Order.	Groups.	Nature of Occupation.	CAUSES OF							
			All Causes.	Tuberculosis of Respiratory System.	Cancer Malignant Disease.	Rheumatic Fever.	Gout.	Diabetes.	Alcoholism.	Plumbism (Lead Poisoning).
PRODUCTION OF RAW MATERIALS— CLASS A (I AND II).			1-200	23	45-53	58	59	59	75	771
1	1-16	Pasture, agriculture, farm labourers, etc.	135	6						
2	17-18	Fishing and hunting ..	32							
3	19-21	Mines, metallic minerals, coal, etc., and petroleum wells	6							
4	22	Quarries of hard rocks	2							
5	23-24	Salt works, extraction of saltpetre, alum, etc.	2							
III.—INDUSTRY.										
6	25-27	Textiles, cotton mills, workers in cotton	323	21						
	28	Jute spinning, weaving, etc.	6							
	29-30	Rope, twines, and string making, workers in other fibres	5							
	31-33	Woollen mills, blankets, carpets, etc.	2							
	34-36	Workers in silk and hair (camel, horse, etc.)	14							
	37	Dyeing, bleaching, calico printing, etc.	14							
	38	Other textiles and millhands, weavers, etc., insufficiently described	948	34						
7	39-42	Furriers, workers in leather, bone, etc.	57	4						
8	43-45	Sawyers, carpenters, basket makers, etc.	171	26						
9	46-48	Workers in iron, makers of guns, etc.	51	4						
	49	Workers in brass, copper and bell-metal	18							
	50	Workers in lead, quicksilver and other metals	21							
	51	Workers in mints, die-sinkers, etc.	6							
10	52-57	Workers in ceramics, glass, pottery, porcelain, bricks, etc.	3							
11	58	Making of matches and explosives	2							
	59	Making of aerated waters and ice	2							
	60	Making of dyes, paints and ink	1							
	61-62	Making, refining vegetable and mineral oils	1							
	63	Making of paper, papier maché, etc.	1							
	64	Making of soap, candles, perfumes, drugs	3							
12	65-72	Bakers, butchers, fish-curers, flour-grinders, makers of other food	52	3						
	73-74	Brewers, distillers, toddy drawers	20							
	75	Making of tobacco, opium and ganja	72	12						
13	76-79	Tailors, etc., makers of umbrellas, boots, hats and other articles of dress	160	18						
	80	Washing, cleaning and dyeing clothes	121	5						
	81-82	Barbers and other industries connected with the toilet	61	8						
14	83-84	Furniture, cabinet, tent-makers, carriage painters, upholsterers, etc.	16	1						
15	85-88	Building industries, lime burners, excavators, stone cutters, etc.	80	8						
	89	House decorators, builders, painters, plumbers, tilers, etc.	51	7						
16	90-92	Makers of vehicles, ships, aeroplanes, etc.	1							
17	93	Gas works and electric light	36	5						
	94	Printers, lithographers, engravers, etc.	55	11						
18	95-97	Book-binders, makers of musical instruments, clocks, etc.	20	4						
	98-100	Workers in jewellery, necklaces, toys, etc.	64	11						
	101-102	Employés (not actors) in theatres, race-courses, contractors, etc.	7							
	103	Sweepers, scavengers, etc.	157	15						
IV.—TRANSPORT.										
19	104	Persons (not makers) concerned with aerodromes and aeroplanes								
20	105-110	Persons employed in transport by water	125	14						
21	111-112	Persons employed on construction, etc., of roads and bridges	27	3						
	113-114	Managers and employers connected with vehicles	66	6						
	115-116	Bullock, ass, etc., owners and drivers	37	2						
	117	Porters and messengers	5							
22	118	Railway employés (other than labourers)	55	2						
	119	Labourers and coolies of railways	74	2						
23	120	Post, telegraph and telephone services	28	1						

* Excluding intervening numbers in preceding columns.

THE STATISTICAL DEPARTMENT, GOVERNMENT OF INDIA, CALCUTTA.

DEATHS BY CAUSE AND OCCUPATIONS IN 1931

Occupation	Diseases of the Nervous System, p. 150 (78-89)	Valvular Diseases of the Heart, p. 151 (90-95)	Anemias, p. 152 (96)	Other Diseases of the Circulatory System, p. 153 (97-103)	Diseases of the Respiratory System, p. 154 (104-114)	Ehrlich's Malignant, p. 155 (122A)	Diseases of the Liver, p. 156 (124-127)	Other Diseases of the Digestive System, p. 157 (115-129)	Bright's Disease, p. 158 (130-132)	Other Diseases of the Urinary System, p. 159 (133-139)	Suicide, p. 160 (168-171)	Accidents, p. 161 (172-196)	All other Causes, p. 162	Death rate per 1,000 of actual workers by the Census of 1931.	Population by the Census of 1931.	Actual workers.
...	38	7	5	59	16.6	8,237	81
...	19	12	18.6	2,458	...
...	1	2	972.7	88	...
...	1	1	2.1	23	969
...	125	1	...	3	11	146	...	114,959	77
...	409	82	...
...	31	1	18	42.1	1,354	...
...	59	62	26.6	6,418	...
...	20	13	32.9	1,550	...
...	1	11	56.7	282	...
...	1	7	16.8	1,380	...
...	1	3	117.6	51	...
...	5	12.6	667	...
...	2	1	10.4	86	...
...	23.1	71	...
...	1	62.5	16	...
...	16.7	16	...
...	22	1	20	22.6	3,290	...
...	6	9	47.4	422	...
...	27	2	80	192.0	877	...
...	63	46	9.9	16,102	...
...	39	2	65	21.6	5,588	...
...	29	3	19.9	3,068	...
...	4	7	13.6	1,179	...
...	37	39	38.9	3,871	...
...	19	4	1.3	771	...
...	9	1	16	29.9	1,205	...
...	21	13	25.3	2,171	...
...	3	8	21.9	914	...
...	20	1	24	27.6	2,316	...
...	1	3	8.7	1,889	...
...	59	69	28.2	5,996	...
...	47	12	5.9	20,996	45
...	10	1	22.1	1,222	88
...	26	5	4.2	8,714	...
...	16	1.0	4,953	...
...	4	23	5.4	10,152	...
...	16	1	7	23.2	3,192	...
...	21	2	11	20.5	1,366	...

Table
DEATHS BY CAUSES AND

		CAUSES OF								
Order.	Groups.	Nature of Occupation.	1-200 All Causes.	23 Tuberculosis of Respiratory System.	46-53 Cancer Malignant Disease.	56 Rheumatic Fever.	58 Gout.	59 Diabetes.	75 Alcoholism.	771 Plumbism (Lead Poisoning).
V.—TRADE.										
24-25	121-122	Bank managers, money-lenders, brokers, agents, etc., and employés	146	8	5					
26-31	123-128	Traders (not makers) in various wares	145	5	11					
32	129-130	Vendors of wine, liquors, aerated waters, hotel managers and servants	257	30	2					
33	131-139	Dealers in food-stuffs, fish, milk, oil, sugar, etc.	201	10	5					
34-36	140-143	Trade in clothing, toilet, furniture, building materials	70	5	4					
37	144-146	Trade in means of transport, hirers of horses, etc.	18	1						
38	147	Dealers in firewood, charcoal and other fuel	21	2						
39	148-150	Dealers in jewellery, bangles, books, stationery, etc.	21		1					
40	151	Dealers in rags, stable refuse, etc.	1							
	152-153	Store and shopkeepers not defined, pedlars and hawkers	404	38	7					
	154	All other trades								
VI.—PUBLIC FORCE.										
41	155-156	Army	6							
42	157	Navy	1	1						
43	158	Air force								
44	159-160	Police and village watchmen	60	7	2			1		
VII.—PUBLIC ADMINISTRATION.										
45	161-164	Service of the State, Indian, Foreign and Municipal not assigned to any other group	41	2	3					
VIII.—PROFESSIONS AND LIBERAL ARTS.										
46	165	Priests, ministers, etc.	56	2	1					
	166	Religious mendicants, inmates of monasteries, etc.	37	6	1					
	167-168	Church and mission, temple, burial or burning ground service	17	1						
47	169-170	Lawyers, all kinds and their clerks	23		1					
48	171	Medical practitioners, all kinds of veterinary surgeons, dentists	32		2					
	172	Midwives, vaccinators, compounders, nurses	13	1				1		
49	173-174	Professors, teachers and educational clerks	40	4	3					
50	175-179	Scribes, architects, authors, editors, music composers, etc.	68	4	1	1				
IX.—PERSONS LIVING PRINCIPALLY ON THEIR INCOME.										
51	180	Persons living on rent, watsans, pensions, etc.	188	4	14			11		
X.—DOMESTIC SERVICE.										
52	181-183	Cooks, doorkeepers, grooms, motor drivers, etc.	358	45	3					
XI.—INSUFFICIENTLY DESCRIBED OCCUPATIONS.										
53	184	Manufacturers, businessmen unspecified	42		2			1		
	185	Cashiers, accountants, clerks otherwise unspecified	220	16	11			5		
	186	Mechanics otherwise unspecified	86	9	1			1		
	187	Labourers and workmen otherwise unspecified	857	73	7			2		
XII.—UNPRODUCTIVE.										
54	188	Inmates of jails, asylums, hospitals and almshouses	9	1						
55	189	Beggars and vagrants	159	21	1					
	190	Procurers and prostitutes	6	1						
	191	Other unclassified unproductive occupation								
		Children and others following no occupation	29,197	1,212	170	20		55	2	
Total			35,999	1,794	299	22		98	3	

* Excluding intervening numbers in preceding columns.

No. 18—concluded.

OCCUPATIONS IN 1938—concluded.

DEATH.

	78-89	90-95	96	97-103	104-114	122A	124-127	115-129	130-132	133-139	168-171	172-198			
	Disease of the Nervous System.	Valvular Disease of the Heart.	Aneurism.	Other Diseases of the Circulatory System.*	Disease of the Respiratory System.	Hernia.	Disease of the Liver.	Other Diseases of the Digestive System.*	Bright's Disease.	Other Diseases of the Urinary System.	Suicide.	Accidents.	All other Causes.	Death rate per 1,000 of actual workers by the Census of 1931.	Population by the Census of 1931.
1,062	11	47	104	10	33	1	1	9	7	1	2	7	45	17.1	8,528
	10	6	1	10	35	1	1	1	2	1	2	2	48	57.6	3,516
	13	8	2	10	88	1	1	3	1	1	3	8	88	25.2	10,188
	15	5	1	6	83	1	1	1	1	1	1	3	67	16.0	12,540
	16	1	1	1	20	1	1	1	1	1	1	1	27	32.4	2,160
	17	1	1	1	9	1	1	1	1	1	1	1	6	46.9	384
	18	1	1	1	1	1	1	1	1	1	1	1	9	39.5	532
	19	1	1	1	1	1	1	1	1	1	1	1	9	21.6	970
	20	1	1	1	1	1	1	1	1	1	1	1	6	66.6	15
	21	1	1	1	131	1	6	11	5	1	4	10	163	8.9	45,823
	22	1	1	1	1	1	1	1	1	1	1	1	1	1.0	3,053
	23	1	1	1	1	1	1	1	1	1	1	1	1	1.5	674
	24	1	1	1	1	1	1	1	1	1	1	1	1	16	16
	25	1	1	1	1	1	1	1	1	1	1	1	1	11.3	5,299
	26	1	1	1	1	1	1	1	1	1	1	1	1	1.3	32,284
	27	1	1	1	18	1	4	2	2	1	1	1	18	48.5	1,158
	28	1	1	1	10	1	4	1	1	1	1	1	16	44.2	836
	29	1	1	1	1	1	1	1	1	1	1	1	3	21.1	804
	30	1	1	1	1	1	1	1	1	1	1	1	11	13.3	1,731
	31	1	1	1	1	1	1	1	1	1	1	1	16	15.4	2,080
	32	1	1	1	1	1	1	1	1	1	1	1	5	7.7	1,684
	33	1	1	1	1	1	1	1	1	1	1	1	15	10.2	3,937
	34	1	1	1	1	1	1	1	1	1	1	1	28	8.8	7,749
	35	1	1	1	1	1	1	1	1	1	1	1	70	101.4	1,854
	36	1	1	1	1	1	1	1	1	1	1	1	128	8.9	40,259
	37	1	1	1	1	1	1	1	1	1	1	1	12	6.3	6,630
	38	1	1	1	1	1	1	1	1	1	1	1	78	4.2	52,424
	39	1	1	1	1	1	1	1	1	1	1	1	20	17.2	4,985
	40	1	1	1	1	1	1	1	1	1	1	1	73	13.8	61,956
	41	1	1	1	1	1	1	1	1	1	1	1	3	43.2	208
	42	1	1	1	1	1	1	1	1	1	1	1	58	31.1	5,104
	43	1	1	1	1	1	1	1	1	1	1	1	2	5.2	1,150
	44	1	1	1	1	1	1	1	1	1	1	1	274	13.8	61,956
1,257	344	27	108	13,584	27	243	1,492	227	100	124	711	15,539	41.9	1,161,383	

Table No. 21

TABLE OF BIRTHS REGISTERED AND OF VACCINATIONS UNDER ONE YEAR OF AGE PERFORMED IN THE YEAR 1938.

Ward.	Sections.	Total number of births exclusive of still-born.	Deaths under one year.	Number of infants surviving.	Number of infants vaccinated under one year.	Percentage of vaccinations to births registered.
A	Upper Colaba ..	128	19	109	347	50.95
	Middle and Lower Colaba ..	553	116	437		
	Fort, Southern ..	57	70	47	768	82.82
	Fort, Northern ..	876	173	703		
	Esplanade ..	518	96	422	259	50.00
B	Mandvi ..	904	252	652	547	60.51
	Chukla ..	587	123	464	449	76.40
	Umerkhadi ..	1,378	329	1,049	1,002	72.71
	Dongri ..	729	171	558	555	76.13
C	Market ..	1,019	200	819	834	81.84
	Dhobi Talao ..	1,436	357	1,079	1,197	83.86
	Fanaswadi ..	1,025	247	778	590	57.55
	Bhuleshwari ..	1,060	279	781	787	74.25
	Khara Talao ..	710	168	542	469	66.06
	Kumbharwada ..	730	273	457	625	85.62
	Khetwadi ..	1,366	288	1,078	898	65.74
D	Girgaum ..	1,345	289	1,056	1,075	79.93
	Chowpati ..	625	71	554	385	61.60
	Walkeshwar ..	580	81	499	364	62.76
	Mahalakshmi ..	1,158	297	861	725	62.61
	Mazagon ..	1,103	319	784	778	70.53
	Tarwadi ..	1,510	452	1,058	1,074	71.13
	Second Nagpada ..	505	154	351	335	66.34
E	Kamathipure ..	980	387	593	907	92.55
	Tardeo ..	1,006	282	724	693	68.89
	Byculla ..	2,259	850	1,409	1,513	66.98
	First Nagpada ..	210	40	170	116	55.24
F	Parel ..	2,236	593	1,703	1,303	58.27
	Sewri ..	724	246	478	504	69.61
	Sion ..	2,727	840	1,887	2,071	75.94
G	Mahim ..	2,540	570	1,970	2,466	97.0
	Worli ..	4,164	1,215	2,949	1,779	51.78
	Harbour, Docks, Railways and Unknown ..	74	74	0	377	
	Total ..	36,748	9,861	26,947	25,792	70.19

Table No. 22.

SUMMARY OF SANITARY INSPECTIONS MADE AND SANITARY IMPROVEMENTS SECURED BY THE S. M. I.'s, J. M. I.'s AND MEDICAL ASSISTANTS IN 1938.

	No. of Inspections, etc., by	
	S. M. I.'s and J. M. I.'s	Medical Assistants
A—Nature of Inspection or premises visited—		
1. Dwelling Houses	10,940	28,750
2. Milch Cattle Stables	1,008	2,732
3. Other Stables	1,217	2,838
4. Dairies and Milkshops	4,692	5,251
5. Eating Houses	9,593	22,540
6. Markets		
7. Other premises where food is sold	4,066	2,742
8. Aerated Water Works	69	124
9. Other Workshops and Factories	6,258	12,010
10. Accumulations of Refuse	1,961	4,885
11. Building Works		
12. Drains and Fittings	6,522	12,842
13. Other Inspections and Inquiries	11,613	27,892
Total No. of Inspections	67,670	137,058
B—Works, etc., completed—		
1. Dwellings—		
(a) Limewashed	1,306	2,768
(b) Water supply provided	8	15
(c) Overcrowding abated	7	14
(d) Insanitary dwellings evacuated	646	1,140
2. Stables—		
(a) Paved and drained	59	174
(b) Cleaned and refuse removed	26	160
(c) License cancelled		
3. Eating Houses, Dairies, etc.—		
(a) Regulations enforced	968	1,699
(b) Licenses cancelled		
4. Factories and Workshops—		
Limewashing, etc., carried out	140	162
5. Drains, etc., repaired	2,063	4,071
6. Privies abolished	99	70
7. New W. Ca. provided	225	274
8. Accumulation of Refuse removed	670	1,327
9. Other Works completed	1,556	2,279
Total Sanitary Work completed	7,772	14,158

Table No. 23.

METEOROLOGICAL DATA (GOVERNMENT OBSERVATORY, COLABA), LATITUDE 18°-53'-36" NORTH LONGITUDE 72°-48'-56" EAST.

Months.	WIND. Direction.	TEMPERATURE.						HUMIDITY AT 8 HOURS.		RAINFALL.				Numbers of rainy days.			
		Mean Velocity in Miles per hour.	Mean Maximum Temperature.	Departure from Normal.	Highest in Month.	Mean Minimum Temperature.	Departure from Normal.	Lowest in Month.	Mean.	Departure from Normal.	Total in the Month.	Departure from Normal.	Heaviest fall in one day. Inches. Date.		Minimum fall in one day. Inches. Date.		
1938.																	
January	N.	5.8	82.0	-0.6	87.2	66.7	+0.3	63.0	68	0	0.00	-0.09					
February	N.	6.1	82.9	+0.1	93.6	66.4	+0.6	80.0	63	5	0.00	-0.06					
March	N. N. W.	6.8	86.8	+1.1	91.4	73.5	+1.9	69.9	71	1	0.00	-0.04					
April	N. W.	6.1	90.7	+2.3	92.9	78.3	+2.5	73.7	71	3	0.00	-0.04					
May	W.	6.2	91.6	+2.2	93.9	80.9	+2.7	77.3	72	2	0.29	+0.61	0.61	27th	0.01	17th	
June	W. S. W.	12.7	85.5	-0.5	90.0	77.3	-1.0	73.0	85	4	31.24	+11.56	5.59	8th	0.02	2nd	
July	W.	12.1	85.3	-0.7	88.2	78.4	+0.1	72.3	84	1	12.06	+2.89	2.43	24th	0.01	27th	
August	W. N. W.	10.4	85.5	+0.3	87.8	76.6	+0.9	73.5	84	0	12.77	+2.56	0.78	8th	0.01	19th & 22nd	
September	N. W.	6.6	85.3	+0.3	87.3	76.0	+0.7	73.4	81	1	12.35	+2.06	1.56	15th	0.01	31st & 17th	
October	W. N. W.	9.0	85.3	+0.3	87.9	74.2	-1.0	70.2	81	3	12.17	+2.17	0.82	7th	0.29	3rd	
November	N. N. E.	7.4	86.0	+2.0	92.4	70.3	-1.7	65.4	85	2	0.13	+0.72	0.07	8th	0.06	9th	
December	N. N. E.	6.5	87.4	+1.0	92.6	69.7	+1.2	66.0	84	1	0.00	-0.05					

INDEX.

	PAGE
Administration and Divisions of the City	34
Adulteration of Food	45
Analyst, Municipal, Annual Report of	66
Appendix—Supplementary Reports and Tables	47
Area and Population	2
Arthur Road Hospital—Annual Report	49
Basket Privies	40
Births and Birth-rates	2
" by Months	3
" Races	3
Causes of Deaths	4
Certificates of the Cause of Death	4
Cholera	18
Cerebro-Spinal Meningitis	19
Conservancy	35
Consumption	19
Death and Death-rate	3
" by Months	5
" Occupation	6
" Sections	6
" Sex and Age	3
" —Causes of	4
" from Principal Causes	4
Disinfection	33
Dispensaries—Municipal	34
Dogs—Destruction of	39
" —Stray	39
Epidemic Diseases	17
Food—Seizure of and Adulteration	45
Hospitals—Isolation	49-62
Housing	46
Infant Mortality	6
" —Prevention of	9
" Welfare Centres	13

