


Item 1236 (Oct.) Transferred to
the end of the December Agenda.

ADMINISTRATION REPORT
OF THE
MUNICIPAL COMMISSIONER
FOR THE
CITY OF BOMBAY
FOR THE YEAR 1931-32.

BOMBAY:
THE TIMES OF INDIA PRESS.



ADMINISTRATION REPORT

OF THE

MUNICIPAL COMMISSIONER

FOR THE

CITY OF BOMBAY

FOR THE YEAR 1931-32.



SERVANTS OF INDIA SOCIETY'S
BRANCH LIBRARY
BOMBAY

BOMBAY :

THE TIMES OF INDIA PRESS.

1932.

CONTENTS.

PART I.

	PAGE.
STANDING COMMITTEE'S "REVIEW" OF THE REPORT.....	1 to 7
COMMISSIONER'S REPORT.....	1-18
ACCOMPANIMENTS.	
1. FINANCIAL ...	Report of the Chief Accountant, with Appendices ... 21-138
2. REVENUE ...	Report of the Assessor and Collector... .. 139-148
	Report of the Town Duty Officer 149-151
3. PUBLIC WORKS ...	Report of the City Engineer 153-195
	<i>Architectural</i> :—
	Repairs to Municipal Buildings and Plague Measures 153
	Municipal Building Construction 154-155
	<i>Buildings</i> :—
	Private Building Construction (including set-backs) 156-161
	<i>Land Acquisition and Management</i> :—
	Schemes—Overbridges, Roads, &c. 162-169
	<i>Mechanical</i> :—
	Workshops 170-171
	Pumping and Compressor Stations 171-174
	Inspection of Factories 174-175
	<i>Works</i> :—
	(i) <i>Construction</i> :—
Roads and Drains (New Works) 175	
Crushers and Asphalt Plant 175-181	
Improvement of Private Streets 182	
(ii) <i>Maintenance</i> :—	
Repairs to Drains and Sewers 183-185	
Do. to Roads... .. 186-187	
Footpaths 188-189	
Tramways 190	
Public Lighting 192-194	
Disposal of Town Refuse 194-195	
4. WATER WORKS ...	Report of the Hydraulic Engineer 197-203
5. FIRE BRIGADE ...	Report of the Chief Officer 205-210
6. GARDENS... ..	Report of the Superintendent 211-217
7. VICTORIA AND ALBERT MUSEUM.	Report of the Curator 219-224
8. GENERAL STORES...	Report of the Storekeeper 225-228
9. LICENSES	Report of the Superintendent 229-235
10. MARKETS	Report of the Superintendent 237-242
11. K. E. M. HOSPITAL & G. S. M. COLLEGE.	Report of the Dean 243-277
12. EDUCATION	Report of the Schools Committee 279-363
13. AUDIT	Auditors' Reports 365-398

PART II.

14. PUBLIC HEALTH...	Health Officer's Report 1-42
	Report of the Medical Officer-in-Charge, Arthur Road Hospital 45-51
	Report of the Medical Officer-in-Charge, Maratha Hospital 52-54
	Report of the Municipal Analyst 55-63
	Report of the Superintendent of Vaccination 64-65
	Vital Statistics of Health Officer's Report .. 67-106
	Summary of Sanitary Inspections 107
	Table showing Meteorological Data 108

Review by the Standing Committee of the Administration Report of the Municipal Commissioner for the City of Bombay for the Year 1931-32.

Mr. Jehangir B. Bomon-Behram, B.A., LL.B., J.P., was the President of the Corporation. During the year the designation of the President of the Corporation was changed into "Mayor" with effect from 21st November 1931, by an amendment of the Municipal Act.

The Corporation presented Addresses of Welcome and Farewell to Lord Willingdon, Viceroy and Governor-General Designate of India and to H. E. Lord Irwin, Retiring Viceroy and Governor-General, respectively, and a civic address to Mahatma Gandhi.

Mr. Pherozechah J. Marzban, C.I.E., M.A., J.P., was the Chairman of the Standing Committee.

2. Mr. A. R. Dalal, M.A., I.C.S., held the office of the Municipal Commissioner upto 30th June 1931 and Mr. H. K. Kirpalani, M.A., I.C.S., for the remaining period of the year.
3. The economic depression, low prices and unemployment witnessed in the preceding year continued to have their repercussions on the Municipal finance during the year under review. The total income of Rs. 3,19,14,176 fell short by Rs. 1,78,681 of the originally estimated amount and by Rs. 1,32,496 of the actuals of the previous year; while the total expenditure of Rs. 3,23,28,729 was Rs. 5,96,530 less than the originally estimated expenditure and Rs. 3,18,823 less than the actual expenditure of the previous year. The estimated deficit of Rs. 8,32,402 was thus reduced to Rs. 4,14,553; the deficit in the previous year amounted to Rs. 6,00,880. The incidence of taxation and the net debt per head of population have both come down from Rs. 24-1-2 and Rs. 128-8-3 for the year 1930-31 to Rs. 23-2-0 and Rs. 124-6-2 for the year 1931-32. A disquieting feature is that the Surplus Cash Balance was depleted by Rs. 10,15,433 as a result of two consecutive deficit budgets.
4. The items which mainly contributed to the fall in revenue were (1) Town Duties and (2) Cotton Duty. The fall of Rs. 4,79,839 in the Town Duties was mainly due to the general slump in trade and particularly to less imports of sugar and larger refunds. The Town Duty Officer in para. 12 of his report (page 150) has suggested a revision of Schedule H which specifies articles on which Town Duty is levied. In view of the gradual and heavy fall of about Rs. 10 lacs in the annual receipts from this source of revenue, during the decade 1922-23 to 1931-32, it will be worth while to consider the suggestions made by the Town Duty Officer for increasing the revenue from this source and the Commissioner will do well to go into the question and submit his report as early as possible. The fall of Rs. 5,27,747 in Cotton Duty is attributed to the failure of the cotton crop and to large imports of cotton from foreign countries which are not liable to duty. Under Section

195A of the Municipal Act, town duty is levied on cotton imported into the City by sea or land from any part of India. The question of levying a similar duty on the imports of foreign cotton is under the consideration of the Law, Revenue and General Purposes Committee.

5. The few other items which have fallen short of the estimates are: (1) sale proceeds of surplus land and (2) rent of buildings. While the decrease in the former is only Rs. 30,827, in the latter it is Rs. 1,33,098. It is, however, satisfactory to note that the actual sale proceeds during the year compare very favourably with those of the previous year, showing an increase of Rs. 1,84,994 and it is hoped that this progress will be maintained as these realizations should at least counterbalance the contribution paid annually out of revenue for interest and sinking fund on the loans raised for development purposes. The early completion of the newly sanctioned Drainage Scheme for the northern part of the island should accelerate the progress of disposal of vacant lands in that area. The decrease in the receipts from rent is evidently due to the fall in rent and demolition of houses in areas covered by the development schemes. The loss of Rs. 1,37,22 owing to vacancies, as against Rs. 1,40,513 in the previous year, deserves notice.

6. The receipts from fines for offences against Municipal law were estimated at Rs. 85,000, but the amount actually realised was only Rs. 34,338 as against Rs. 56,399 in the previous year. This fall is attributable to the discontinuance of the special arrangement made for the disposal of the Municipal cases (by the appointment of an additional Presidency Magistrate) since 31st July 1931 and to no fresh satisfactory arrangement having been made in its place. Apart from the question of revenue, this matter concerns vitally both the Municipal staff and the citizens who are to be dealt with under the provisions of the Municipal Act. As the delay in disposing of Municipal cases causes considerable inconvenience, it is necessary that some arrangement should be made as early as possible for the quick disposal of Municipal cases by the Magistracy. In this connection it may be pointed out that the Commissioner has been requested by the Corporation to submit through the Law, Revenue and General Purposes Committee fresh proposals for the disposal of Municipal cases.

7. Under the head 'removal of encroachments on public streets' the income was estimated at Rs. 65,000 but the actual receipts amounted to Rs. 95,500 as against Rs. 75,000 during the previous year. The Encroachment Department has come in of late for a great deal of public criticism and there has been considerable excitement among the hawkers. It must be recognized that whatever may be the alleged short-comings of the Department, the menace from hawkers would have been greater than at present, had the Department not been in existence. This question has been discussed in the Corporation frequently and a Committee appointed by the Corporation is considering how the grievances of the hawkers could be redressed and the Department put on a better footing. The co-operation of the Commissioner of Police is being sought in this matter and it is hoped that this problem will soon be solved satisfactorily.

8. The main factors which contributed to the increases and decreases in the actual total expenditure as compared with the expenditure for the previous year are given in a statement in para. 17 of the Chief Accountant's report printed at pages 27-30. From this statement it appears that the total increases in expenditure amounted to Rs. 9,14,121, while the total decreases amounted to Rs. 12,32,944, with the result that there was a net decrease of Rs. 3,18,823 in the expenditure of the year. The principal items that contributed to the increase in expenditure were Debt.

charges, contribution to the Schools Committee, contribution to the City Improvement Trust and contribution to the Provident and Pension Funds. These increases are of a permanent character. It is worthy of note that these increases were to a great extent counter-balanced by reductions in the cost of establishment which are also of a permanent nature.

9. The outstandings on account of rates and taxes at the end of the year under review stood at Rs. 53,75,830 against Rs. 33,65,802 in the preceding year. The outstandings were however reduced to Rs. 21,56,057 on the 30th June 1932. The causes of these outstandings have been explained in detail in the Assessor and Collector's report printed at pages 143-144. The decision of Government to pay their taxes in arrears has largely contributed to these outstandings. This will be a permanent feature of the outstandings unless Government change their decision. Another cause is the dispute in regard to mill assessments which has since been settled. This cause will probably disappear in the future. The outstandings from other ratepayers amounted to Rs. 13,47,928 as against Rs. 10,21,018 in the previous year. This works out at 4.83 per cent. of the total demand of Rs. 2,79,05,121. It is hoped that strenuous efforts will continue to be made towards speedier recoveries.

10. The actual expenditure in respect of loan works fell short by 37 per cent. of the original budget estimates and by 28 per cent. of the revised estimates. Though these percentages are less than those of the previous year, it is difficult to justify such a disparity between the estimates and actuals as the loan works programme had been considerably curtailed and the required provision was made after a definite assurance from the executive that the works provided for in the budget—original and revised—would be completed and paid for before the end of the year. Greater care and caution should be exercised by the executive in making demands in future.

11. The debt position slightly improved during the year inasmuch as the total debt was reduced from Rs. 17,94,36,065 to Rs. 17,72,55,245, due to repayments amounting to Rs. 30,30,820 made to Government and the public. Though a loan of Rs. 20 lakhs was originally proposed to be raised from the public during the year for Capital Works, owing to financial stringency it was eventually decided by the Commissioner with the sanction of the Corporation to take an advance of Rs. 8½ lakhs only from the special Funds and to carry to completion only such works as were already in progress and to undertake only those new works which were urgently required for the health and sanitation of the City. This arrangement saved the Municipality Rs. 1,07,656, *i.e.*, Rs. 72,125 in initial charges and Rs. 35,531 in Interest and Sinking Fund charges.

12. The constructional activities of the Engineering Department were considerably curtailed during the year owing to stringent financial conditions. However, the road improvement programme was carried out as usual. From the statement given in para. 57 of the Commissioner's report, it will be seen that while the number of gas lamps during the year increased by 41, the expenditure on gas lighting fell by Rs. 3,407, and while the number of electric lamps increased by 4, the cost of maintenance in this respect fell by Rs. 6,839. The fall in expenditure in spite of the increase in the number of lamps shows a more careful and economical re-adjustment of lighting arrangements.

13. The comparative statement of the working of the Workshops printed under para. 122 at page 171 shows a loss of Rs. 19,663 in spite of the fact that the supervision charges were increased from 50 to 70 per cent. during the latter half of the year in order to enable the Workshops to balance their budget. The question of the reorganiza-

tion of the Workshops was investigated in the past more than once but beyond effecting slight economies and increasing the overhead charges to strike an equilibrium between the income and expenditure, these investigations did not go very far. It is necessary that the overhead charges should be brought down to a minimum so that the work which is carried on in the Workshops may not prove to be costlier than similar work done outside by contract. It appears from the report that this matter is under the consideration of the City Engineer and it is hoped that his inquiries in the matter will be expedited and a satisfactory solution reached at an early date.

14. In the last two reviews it was suggested that a register of Municipal properties should be maintained. The City Engineer in para. 160 of his report (page 165) states that it was not possible to give effect to this suggestion for want of adequate staff in the Land Acquisition and Management Branch to cope with this additional work. This is a matter which should not be indefinitely postponed. Some years ago the preparation of this inventory was actually taken in hand and it was brought up-to-date as far as possible at that time. The Standing Committee urge that revision of the inventory should be taken in hand and brought up-to-date without any further loss of time.

15. The net receipts from the Municipal Markets amounted to Rs. 3,62,033 as against Rs. 3,81,938 during the preceding year. The Gilder Tank Market was entirely closed during the year and the building was handed over to the Schools Committee for locating their offices therein. The experiment of constructing costly buildings for market purposes has proved to be a failure owing to a strong tendency among the petty shopkeepers, who usually occupy stalls in such markets, to look for cheap shops outside the markets or to sell their wares on the roads and in open spaces. The result has been that large portions of public roads are occupied by hawkers to the inconvenience of the pedestrians and vehicular traffic. The question of providing cheap markets or encouraging the opening of new private markets by relaxing Market Bye-laws and Regulations for accommodating such hawkers is under the consideration of the Markets and Gardens Committee and it is expected that that Committee will make some definite proposals in the matter.

16. It is gratifying to note that steady progress was made in the spread of primary education during the year. There was an increase both in the number of schools and in the number of pupils. What is more satisfactory is that the average cost per pupil was brought down from Rs. 50.9 in the preceding year to Rs. 48.3 in the year under review. This average is lower than the average of Rs. 50 recommended by the Retrenchment Committee. If the Schools Committee pursue their efforts in effecting retrenchment as they now seem to be doing, this percentage may be still further reduced. The average cost per pupil in the aided schools, worked out on the average number of pupils for the year, was also reduced from Rs. 43 to Rs. 42.7. The average cost per pupil to the Municipality in respect of aided schools came to about Rs. 9.7 per annum. The percentage of cost per pupil in aided schools compares very favourably with that in Municipal schools. From this it is evident that provided the aided schools fulfil the departmental requirements and impart proper education, it is advantageous to encourage these aided schools as much as possible. The progress made with regard to free and compulsory primary education in F and G wards is also satisfactory. Owing to the efforts of the attendance teachers a large number of children were brought on the rolls. The percentage of children remaining to be brought to schools was reduced from 15 per cent. at the beginning of the year to 8.5 per cent. at the end of the year.

17. In their review of the preceding year's report the Standing Committee had suggested that the average cost per pupil in Municipal schools should be worked out both on the number of pupils on rolls on the last day of the year as hitherto and also on the average number of pupils who attended the schools and availed themselves of the education imparted therein during the currency of the year. It is desirable to get this average cost as it is a more accurate test than the average cost worked out on the number of pupils on rolls on a single day of the year. It is hoped that the Schools Committee will not fail to give this information in their next report.

Cost per pupil.

18. The general health of the City continued to be satisfactory. The number of births registered during the year was 27,204 while the number of deaths that took place in the City was 25,105. Thus there was an excess of 2,099 births over deaths which is equivalent to 1.8 per 1,000 population. The number of live births registered was the highest recorded since 1866. The infant mortality rate was 272 per 1,000 infants, being the lowest ever recorded. The mortality from Plague and from Small-pox was the lowest on record. This speaks very highly of the success of the measures taken for the improvement of the sanitation of the City.

Public Health.

19. The popularity of the King Edward VII Memorial Hospital, the Municipal Ward Dispensaries and Maternity Homes continues to increase. The average cost per in-patient admission in the K. E. M. Hospital was Rs. 38-5-1 and that for new out-patient admission was Rs. 1-6-9 against Rs. 45-8-2 and Rs. 1-8-3, respectively, in the preceding year. The decrease in the cost is partly due to the economies effected and partly to the fall in prices of commodities. The arrangement of transferring unclaimed patients about to be discharged to the Helpless Beggars' Camp at Rowli Hill was continued and was of assistance in relieving congestion in the Hospital.

Hospitals and Dispensaries.

20. The Municipal Auditors' report shows as usual a careful scrutiny of the accounts.

Municipal Auditors.

21. In conclusion the Standing Committee desire to express their high appreciation of the very able and valuable services rendered by Mr. A. R. Dalal, M.A., I.C.S., and Mr. H. K. Kirpalani, M.A., I.C.S., during the periods they held charge of the office of Municipal Commissioner. Their high administrative ability and financial acumen afforded great help to the Committee.

MUNICIPAL CORPORATION OFFICE, }
BOMBAY, 22nd December 1932. }

POONSEY H. MEISHERI,
Chairman of the Standing Committee.

Annual Administration Report of the Municipal Commissioner for the City of Bombay for the year 1931-32.

I.—CORPORATION AND STANDING COMMITTEE.

CORPORATION.

Mr. J. B. Bomon-Behram, B.A., LL.B., J.P., was elected President of the Corporation at the meeting held on the 13th April 1931 and continued to hold the office till the close of the year. The designation of the President was changed into that of Mayor by Bombay Act No. XXI of 1931, which was published after having received the assent of the Governor General in the *Bombay Government Gazette* on the 25th November 1931.

2. One hundred and three meetings of the Corporation including thirteen Special and Adjourned Special Meetings, and two hundred and thirty-three Meetings of the Committees, other than the Standing Committee, and seventy-four Meetings of their Sub-Committees were held. The Councillors also attended at the presentation of Addresses of Welcome and Farewell respectively to the Right Honourable the Earl of Willingdon, P. C., G.C.S.I., G.C.M.G., G.C.I.E., G.B.E., Viceroy and Governor-General of India Designate, and the Right Honourable Edward Frederick Lindley Wood, Baron Irwin of Kirby Underdale, P. C., G.M.S.I., G.M.I.E., Retiring Viceroy and Governor-General of India, and also at the presentation of a Civic Address to Mahatma Gandhi.

3. The following changes took place in the personnel of the Corporation during the year :—

Mr. G. S. Wilson, C.S.I., resigned his seat from the 29th January 1932, and in his place Sir Patrick A. Kelly, Kt., C.I.E., was appointed by Government with effect from the same date.

Mr. Khimji Nathoobhai died on the 12th March 1932.

Mr. K. F. Nariman, B.A., LL.B., ceased to be a Councillor on 3rd March 1932, under Section 17 (b) of the Municipal Act owing to his absence from the meetings of the Corporation for three successive months.

Mr. Manu Subedar, B.A., B.Sc. (Econ.), Bar-at-Law, resigned his seat from the 12th January 1932, and in his place Mr. Sultan Ali M. Chinoy was appointed by Government on the 28th January 1932.

Mr. Motichand G. Kapadia, B.A., LL.B., ceased to be a Councillor under Section 17 (a) of the Municipal Act from the 15th January 1932.

Mr. Mulraj Karsondas was re-elected on the 18th April 1931 in his own vacancy but again ceased to be a Councillor on the 25th February 1932, under Section 17(a) of the Municipal Act.

Mr. W. H. Neilson, O.B.E., M.I.C.E., M. I. Mech. E., resigned his seat from the 5th December 1931, and in his place Mr. W. R. S. Sharpe, M. Inst. T., was appointed by Government on the 12th December 1931.

Mr. Kanji K. Master was absent on leave from the 24th September 1931, and ceased to be a Councillor under Section 17 (a) of the Municipal Act from the 15th January 1932.

Mr. I. S. Patel, L.A.D. Com., was absent on leave from the 7th January 1932, and ceased to be a Councillor under Section 17 (a) of the Municipal Act from the 22nd January 1932.

4. The following Councillors were absent from the Meetings of the Corporation for the period shown against each for reasons approved of by the Corporation under Section 17 (b) of the Municipal Act :—

Name.	Period.
1. Mr. Ardeshir Pestonji Sabavala, B.A., Bar-at-Law.	From 13th April to 26th November 1931.
2. Sir Cowasji Jehangir, (Jr.) K.C.I.E., O.B.E., B.A. (Cantab.), M.L.A.	From 15th October 1931 to 11th January 1932.
3. Mr. Alwyn Ezra	From 1st April to the end of May 1931.
4. Rao Saheb M. D. Rane	From 5th November 1931 to 28th January 1932.
5. Mr. M. M. Killedar	From 13th April to 16th November 1931.
6. Mr. Narayanlal Bansilal	From 18th May to 5th October 1931.
7. The Hon'ble Sir Phiroze C. Sethna, Kt., O.B.E.	From 5th September 1931 to 11th January 1932.
8. Mr. S. H. Jhabwala, B.A.	Was absent throughout the year.
9. Dr. Vasant R. Sanzgiri, B. S. (Bom.), M.R.C.S. (Eng.), F.C.P.S.	From 9th July to the end of October 1931.
10. Mr. Vazirally Bandeally	From 30th November 1931 to 31st March 1932.

THE STANDING COMMITTEE.

5. Mr. P. J. Marzban, C.I.E., M.A., J.P., was elected Chairman of the Standing Committee at the meeting held on the 1st April 1931, and held that office throughout the year.

6. There were fifty-three regular meetings and sixteen special meetings of the Standing Committee and thirty nine meetings of the Sub-Committees thereof.

7. There were forty-six attendances of members for the audit of municipal accounts and one hundred for the signing of cheques.

8. The only change that took place during the year in the personnel of the Standing Committee was the resignation of Mr. G. S. Wilson, C.S.I., on the 29th January 1932, and the appointment by Government of Sir Patrick A. Kelly, Kt., C.I.E., in his place.

9. The following is the list of Councillors who held office on the 31st March 1932:—

- JEHANGIR B. BOMON-BEHRAM, Mr., B.A., LL.B., J.P., Mayor.
- PHEROZESHAH J. MARZBAN, Mr., C.I.E., M.A., J.P., Chairman, Standing Committee.
- ABDUR RAHIM DIMITKAR, Mr., J.P., Chairman, Schools Committee.
- ABDUL LATIF CURTAY, Mr.
 ABUBAKAR A. R. BEGMAHAMED, Mr., J.P.
 ARBUTHNOT, C. W. E. Mr., C.I.E., B.E., B.A. (B.U.I.), J.P.
 ARDESHIR P. SABAVALA, Mr., B.A., BAR-AT-LAW.
 ATMARAM GANGADAS MERCHANT, Dr., L.M. & S.
 BACHUBAI RANCHODDAS, LOTEVALA, Miss.
 BALUBHAI T. DESAI, Mr., B.A., LL.B.
 BEHRAMJI NAVROSI GAMUDIA, Mr., B.A., J.P.
 BHAGWANTRAO G. PARELKHAR, Mr.
 BHOLANATH P. WADKE, Mr., L.R.L.B.A., G.D. AROH., M.L.C.
 BYRAMJEE JEEJEEBOY, Sir, Kt., J.P.
 COLLACO, J. A., Dr., L.M. & S., M.L.C.
 COWASJI JEHANGIR (Jurat) Sir, K.C.I.E., O.B.E., B.A. (Cantab.), M.L.A., J.P.
 D. G. DALVI, Mr., M.A., LL.B.
 DAWOODKHAN S. TYEBJEE, Mr.
 M. J. P. DE ANDRADE, Mr., B.A., LL.B., J.P.
 DE SOUZA, JOS. ALBAN, Capt., B.A., L.M. & S., I.M.S., M.L.C., J.P.
 DINSHAW MANOCKJI PETT, Sir, Bart., J.P.
 DOSTMAHOMED GULAMHUSEN KHAIRAZ, Mr.
 DWARKADAS KALIANDAS, Mr., B.A.
 E. R. HERJIBEHEDIN, Mr., J.P.
 EZRA, ALWYN, Mr., J.P.
 GANPAT KRISHNAJI BORADE, Mr., J.P.
 G. I. GRIFFITHS, Mr., M.L.A.
 G. V. DESHMUKH, Dr., M.D. (London), F.R.C.S. (England).
 GORDHANDAS GOCULDAS MORARJI, Mr.
 GUSTADJI DOSABHAI BILGIMORIA, Mr.
 HAJI EISA HAJI QOSMAN POONAWALA, Mr.
 HAJI FATEHMAHOMED H. M. MANIAR, Mr.
 H. S. MEHERBAKHSI HAJI KADERBAKHSI Mr., M.L.C., J.P.
 HAROON TARMAHOMED NOORANI, Mr.
 HIRALAL D. NANAVATY, Mr., B.A., LL.B.
 HOOSEINBOHY A. LALLJEE, Mr.
 HOOSENALLY M. RAHIMTOOLA, Mr., B.A., M.L.C., J.P.
 HORMUSJI MANEKJI CHOWNA, Mr., J.P.
 H. P. MODY, Mr., M.A., LL.B., M.L.A.
 JAFFERBOHY ABDOOLABHOY LALLJEE, Mr.
 JAMNADAS M. MEHTA, Mr., M.A., LL.B., BAR-AT-LAW.
 JAMSETJI NUSSERWANJI CHOKSY, Dr., M.B.B.S.
 JEHANGIR BOMANJEE PETT, Mr., M.L.C., J.P.
 JETHALAL VANMALIDAS VORA, Dr., L.M. & S.
 KANJI DWARKADAS, Mr., M.A., J.P.
 KARMALI EBRAHIM, KHAN SAHEB, J.P.
 KAVASJI E. DADACHANJI, Dr., L.M. & S., J.P.
 KELLY, P. A., Sir, Kt., C.I.E., J.P.
 LAKHMIDAS ROWJEE TAIRSEE, Mr.
 MAHADEV DEVJI RANE, Rao SAHEB, J.P.
 MALINIBAI B. SUKTHANKAR, Dr. Mrs., M.B.B.S., J.P.
 MANEKA KARANJAWALA, Mr., M.A., LL.B.
 MANEKSHI N. BALSARA, Dr., L.M. & S., D.P.H. (Cantab.)
- MANGALDAS V. MEHTA, Dr., O.B.E., B.A., F.R.C.P., F.C.P.S., J.P.
 MANIKRAM N. TALPADE, Mr., B.A., LL.B.
 MOHAMED EBRAHIM SERANG, Mr.
 MOHAMED ISMAIL CURTAY, KHAN BAHADUR, J.P.
 MOHAMED M. KILLEDAR, Mr.
 MOHAMED UMER ABDUL RASUL, Mr.
 MOHAMED UMER RAJAB, Mr.
 MOHAMEDALLY ALLABUX, Mr., J.P.
 MOHANLAL M. DESAI, Mr., B.A., LL.B.
 MORESHWAR CHINTAMAN JAVLE, Dr., J.P.
 MORESHWAR V. DONDE, Mr., B.A.
 MOSES, E., Dr., M.D., J.P.
 MOTIRAM BALKRISHNA VELKAR, Dr., L.M. & S.
 NANABHAI LUXMON, Mr.
 NARAYANLAL BANSILAL, Mr.
 NISSIM MEYER, Mr., M.A., J.P.
 NOORMAHOMED BEGMAHOMED, Mr., J.P.
 PANDURANG GANESH SAHASRABUDHE, Mr.
 PETCH, F. W., Mr., J.P.
 PIROZE C. SETHNA, THE HON'BLE SIR, Kt., O.B.E., J.P.
 PIKE, G. O., Mr.
 POONSEY H. MEISHERI, Dr., F.C.P.S., L.M. & S., J.P.
 PUNJABHAI THACKERSEY, Mr.
 PURUSHOTTAMRAI G. SOLANKI, Dr., L.M. & S., M.L.C., J.P.
 RAMCHANDRA A. GOLE, Mr.
 RAMCHANDRA M. BHAT, Mr., C.B.E., J.P.
 R. S. ASVALE, RAO BAHADUR, M.L.C., J.P.
 RAMJI BHARMAL SHAH, Mr.
 SAKHARAM GOVINDJI KENI, Mr.
 SALEBHOY KARIMJI BARODAWALLA, Mr., J.P.
 SAYAJI LAKSHMAN SILAM, Mr., B.A., LL.B.
 SHANKAR KRISHNAJI PUPALA, Mr.
 SHARPE, W. R. S., Mr., M. Inst. T.
 SHIAVAKSH HORMASJI JHABWALA, Mr., B.A., LL.B.
 SHIVDAS CHAMPSY THAKKAR, Mr.
 SOARES, A., Mr., M.A., LL.B., J.P.
 SORAB P. MEHTA, Dr., B.A., L.M. & S., J.P.
 SULTAN M. CHINYOY, Mr., BAR-AT-LAW.
 VASANT R. SANZGIRI, Dr., B.S. (Bom.), M.B.O.S. (Edg.), F.C.P.S.
 VASANT S. VELINKAR, Mr., B.A., BAR-AT-LAW.
 VASANTRAO A. DABHOLKAR, Sir, Kt., C.B.E., J.P.
 VAZIRALLY BANDEALLY, Mr., J.P.
 VENKATRAO C. SETALVAD, Mr., B.A., LL.B.
 VIEGAS, ACCACIO G., Dr., L.M. & S., J.P.
 V. G. RAO, Prof., B.A., LL.B. (Cantab.), BAR-AT-LAW, O.A., J.P.
 V. N. CHANDAVARKAR, Mr., B.A. (Cantab.), BAR-AT-LAW.
 VITHALDAS DAMODER GOVINDJI, Mr.
 VITHALDAS KANJI, Mr., J.P.
 YASHVANT GANESH PANDIT, Mr.

10. Mr. A. R. Dalal, M.A., I.C.S., was in charge of the office of the Municipal Commissioner upto 30th June 1931 and Mr. H. K. Kirpalani, M. A., I.C.S., held charge of the office for the remaining period of the year under report.

11. Mr. S. A. Shete, B.A., J. P., held the office of the Deputy Municipal Commissioner throughout the year.

12. Mr. S. S. Murkute held the office of the Personal Assistant to the Municipal Commissioner throughout the year.

II.—Heads of Departments.

13. Mr. T. K. Roddan, M.Inst.M. & C.E., City Engineer, was on leave from 27th April 1931 to 30th November 1931 and Mr. N. V. Modak, B.E. (Civil), A.M.I.C.E. (Eng.), acted as City Engineer during his absence.

14. Mr. J. Rebeiro, L.C.E., A.E., 1st Grade, Land Manager Branch, retired from Municipal service from 4th May 1931 and Mr. N. A. Lala, B.A., L.C.E., A.E., 2nd Grade, was entrusted with the duties of the post in addition to his own duties as Personal Assistant to the City Engineer.

15. Dr. Jivraj N. Mehta, M.D. (Lond.), M.R.C.P. (Lond.), Dean, K. E. M. Hospital and Seth G. S. M. College, was on leave from 6th May 1931 to 23rd December 1931, and Dr. V. R. Khanolkar, B.Sc., M.D. (Lond.), Professor of Pathology and Bacteriology, acted as Dean during that period in addition to his own duties.

16. Mr. H. Wald, Assessor & Collector, retired from Municipal service on 12th December 1931 and Mr. N. S. Kowshik, B.A., J.P., who was acting for him was confirmed in the appointment and continued in the office upto the end of the year.

17. Messrs. K. P. Guzdar and M. J. Antia, B.A., were confirmed in the appointments of Superintendent of Licenses and Town Duty Officer, respectively, from 12th December 1931 and they continued to hold the appointments upto the end of the year.

18. Captain C. M. Flanders, V.S.R., A.V.C., Superintendent of Markets, was on leave from 7th April 1931 to 26th April 1931 and again from 2nd October 1931 to 18th October 1931. On the first occasion Mr. D. S. Laud, G.B.V.C., Superintendent of Gardens, looked after his duties in addition to his own and on the second occasion his work was managed departmentally.

19. The following officers continued in their respective appointments throughout the year :—

Dr. J. S. Nerurkar, B.Sc., L.M.&S., D.P.H., Executive Health Officer.

Mr. W. A. Niven, A.M.I.C.E., M.I.E., Hydraulic Engineer.

Mr. M. R. Tambe, B.A., L.C.E., F.S.A.A., A.I.A., Chief Accountant.

Mr. E. A. Nadirsha, B.A., B.E. (Bom.), B.Sc. (Edin.), A.M., I.C.E., A.M.I.E., F.I.S.E., 1st Grade Assistant Engineer, Works Branch.

Mr. E. G. Cameron, M.I.M.E., M.I.E.E., M.R.S.I., 1st Grade Assistant Engineer, Mechanical Branch.

Mr. Norman Coombs, Chief Officer, Fire Brigade.

Mr. A. V. Sabnis, B.A., Municipal Secretary.

Mr. R. V. Parulekar, M.A., M.Ed. (Leeds), Secretary, Schools Committee.

Mr. D. S. Laud, G.B.V.C., Superintendent of Gardens.

Mr. D. E. Mavji, Chief Storekeeper.

Mr. D. A. Pai, B.A., Curator, Victoria & Albert Museum

III.—Financial.

GENERAL.

20. According to the Budget Estimates the income and expenditure for the year were estimated at Rs. 3,20.93 lakhs and Rs. 3,29.25 lakhs respectively leaving a deficit of Rs. 8.32 lakhs. In the Revised Estimates, the income was estimated at Rs. 3,28.64 lakhs, the expenditure at Rs. 3,27.72 lakhs and the surplus at Rs. .92 lakh. But the actual income and expenditure were Rs. 3,19.14 and Rs. 3,23.28 lakhs respectively, resulting in a deficit of Rs. 4.14 lakhs. The deficit arose chiefly out of a heavy fall in the imports of dutiable articles.

21. As compared with the actuals for the previous year the income showed a decrease of Rs. 1.32 lakhs as follows:—

Decreases.		Increases.	
	Rs. in lakhs.		Rs. in lakhs.
Town Duties	4.80	Tobacco Duty47
Cotton Duty	5.27	Interest on investments	1.83
Water Tax57	Sale proceeds of land	1.68
Wheel Tax & Miscellaneous receipts70	Extraordinary receipts	6.48
Other heads	1.00	Miscellaneous56
Total Rs. ..	12.34	Total Rs. ..	11.02

The net decrease was thus Rs. 1.32 lakhs. The details of the increases and decreases in income are given in Appendix No. 3 of the Chief Accountant's report.

22. The actual expenditure for the year amounted to Rs. 3,23.28 lakhs against Rs. 3,26.47 lakhs in 1930-31, showing a decrease of Rs. 3.19 lakhs. The total decreases in the expenditure amounted to Rs. 9.30 lakhs, viz. Rs. .74 lakh under Water Works, Rs. .77 lakh under Medical Relief and Education, Rs. 3.37 lakhs under Street Cleansing, Rs. 3.38 lakhs under Roads, Drains and Sewers and Rs. 1.04 lakhs under other heads. Against these, the increases in expenditure amounted to Rs. 6.11 lakhs, viz., Rs. .80 lakh under General Superintendence, Rs. 1.17 lakhs under Primary Education, Rs. .63 lakh under Mechanical, Rs. .43 lakh under contribution to City Improvement Trust, Rs. 2.66 lakhs under Debt Charges and Rs. .42 lakh under other heads. The details of the increases and decreases in expenditure are given in Appendix No. 4 of the Chief Accountant's report.

23. The incidence of taxation per head for the year comes to Rs. 23-2-0 as against Rs. 24-1-2 for the preceding year.

24. The net unhypothecated Surplus Cash Balance on 31st March 1932 including the minimum required by law was Rs. 33,54,122 against Rs. 32,78,446 on 31st March 1931, there being an increase of Rs. 75,676.

25. The balance of stock including surplus and obsolete stores on 31st March 1932 was valued at Rs. 7,12,217 against Rs. 8,38,865 at the close of 1930-31, showing a decrease of Rs. 1,26,648.

26. The total amount of grants including renewed and additional grants was Rs. 3,37,36,319 while the expenditure amounted to Rs. 3,23,28,729, leaving an unexpended balance of Rs. 14,07,590. Out of this, grants aggregating Rs. 4,39,052 are required to be renewed for expenditure in 1932-33 while Rs. 9,68,538 are treated as savings.

27. Additional grants sanctioned during the year aggregated Rs. 1,06,490 against Rs. 3,60,080 in 1930-31.

28. The expenditure on Capital Works during the year amounted to Loan Works Expenditure. Rs. 19,05,242 as under :—

	Rs.
Loan Works	19,61,713
Trust Fund	56,262
Worn-out Water Mains Renewal Fund	60,527
Land and Buildings Fund	1,740
Subvention for conversion of basket privies into water-closets Cr.	1,75,000
Total Rs. ..	19,05,242

29. In the Budget for 1931-32 provision had been made for a loan of Rs. 20 lakhs. It was subsequently found necessary to raise Rs. 13½ lakhs. *Loans floated in the year.* Instead of raising the money from the public an advance of Rs. 8½ lakhs from Special Funds at 5 per cent. and of Rs. 5 lakhs from Surplus Cash Balance was sanctioned. The amount actually taken was Rs. 8½ lakhs only from the Special Funds.

30. Reduction of the debt during the year amounted to Rs. 30,30,820.

31. The loan liabilities of the Corporation at the close of the year stood at Rs. 17,72,55,245. *Loan liabilities.* The total sinking fund investments upto 31st March 1932 amounted to Rs. 3,27,97,995.

32. The aggregate liabilities on account of set-backs booked upto 31st March 1932 amounted to Rs. 11,34,004 against which the budget provision in 1932-33 is Rs. 2,00,000, leaving a net liability of Rs. 9,34,004.

33. A comparison of the net revenue and the net expenditure for 1930-31 and 1931-32 is shown below in accordance with Standing Committee Resolution No. 12212, dated 3rd February 1892 :—

PARTICULARS.	1930-31.	1931-32.
<i>Net revenue after deducting refunds, drawbacks and charges in respect of assessment and collection and granting of refunds.</i>	Rs.	Rs.
General Tax	1,25,73,566	1,25,81,965
Town Duties	15,05,986	10,27,552
Cotton Import Duty	12,65,114	7,37,367
Music, etc., and Liquor Licenses and Tobacco Duty	5,20,347	5,65,937
Returns from Property and Miscellaneous	14,71,618	16,11,079
Wheel Tax and Tolls	10,83,448	10,58,141
Fire Tax	2,24,925	2,43,856
Markets and Slaughter Houses	4,31,260	4,23,971
Carried forward Rs. ..	1,50,76,264	1,82,49,868

Particulars.	1930-31.	1931-32.
Brought forward Rs. ..	Rs. 1,90,76,264	Rs. 1,82,49,868
Licensing and removal of Encroachments, etc.	1,62,057	1,88,616
Contribution from Capital Funds to Revenue on account of Loan Works staff	49,524	67,376
Extra ordinary receipts	6,48,457
Total Rs. ..	1,92,87,845	1,91,44,317
Deficit ..	6,00,880	4,14,553
Total Rs. ..	1,98,88,725	1,95,58,870
<i>Net expenditure after deducting receipts.</i>		
General Superintendence	5,72,401	5,29,970
Water Works	4,07,598	3,62,571
Education, Primary	22,31,026	23,72,021
Education, Secondary	52,805	59,164
Public Health Department	9,38,082	9,06,446
Medical Relief and Education	21,55,389	20,72,678
Street Cleansing and Conservancy, Road Watering and Halalkhore service	36,856	Cr. 2,27,475
Roads, Drains and Sewers (including Public Lighting)	61,33,526	58,80,837
Mechanical	10,63,032	11,47,497
Buildings, Land Acquisition and Management	26,61,174	26,46,017
Gardens and Open Spaces	4,32,362	4,18,018
Miscellaneous	6,62,879	7,78,381
Contribution to the City Improvement Trust	23,10,873	23,54,568
Provident Fund Contribution	2,30,742	2,58,177
Total Rs. ..	1,98,88,725	1,95,58,870

IV.—Assessment and Collection.

34. There was no change in the rates of taxation, viz., General Tax 11 per cent., Fire Tax $\frac{1}{2}$ per cent., Water Tax $3\frac{1}{4}$ per cent. and Halalkhor Tax 3 per cent. The rates for the supply of water by meter measurement to different classes of properties also remained unchanged.

35. The net demand in respect of property taxes was Rs. 2,70,88,996 and the collection Rs. 2,17,82,287 leaving an outstanding of Rs. 53,06,709 against the corresponding figures of Rs. 2,65,55,108, Rs. 2,32,51,362 and Rs. 33,03,746 in the preceding year. The net demand in respect of wheel-tax amounted to Rs. 8,16,126 and the collection to Rs. 7,47,004 leaving an outstanding of Rs. 69,122 against the corresponding figures of Rs. 8,12,900, Rs. 7,50,844 and Rs. 62,056 in the previous year. The aggregate demand exceeded that of the previous year by Rs. 5,37,114; the collections fell short by Rs. 14,72,915 and the outstandings increased by Rs. 20,10,029. The percentage of collections to the net demands was 80.73 as against 87.70 and 91.01 in the preceding two years. // ✓

36. The large outstandings at the end of the year were due to (1) the decision of Government to pay the taxes due from them (Rs. 5.18 lakhs) in arrears; (2) the dispute with Cotton mills over their assessment (Rs. 32.93 lakhs) and (3) general trade depression (Rs. 13.47 lakhs). The outstandings from Government were received immediately after the close of the year. Of Rs. 32.93 lakhs due from the mills a sum of Rs. 20.18 lakhs which was received and kept as deposit, was adjusted in the month of June. Out of the balance of Rs. 12.75 lakhs, about 11 lakhs represents the difference in taxes on the old and revised valuations and is kept outstanding by agreement pending final settlement of the question of the assessment of the mills. Thus by the end of June 1932 the outstandings were reduced to Rs. 21,56,057.

37. The number of claims for drawbacks was 10,357 against 7,734 in the preceding year, while the amounts allowed in respect of them was Rs. 4,12,101 against Rs. 3,19,506 in the previous year. The refunds granted during the year amounted to Rs. 2,50,085 against Rs. 1,54,823 in the previous year. The increase in drawbacks and refunds reflects the prevailing trade depression and grave unemployment in the City.

38. The number of properties registered in the Assessment Book at the close of the year was 46,554 against 46,515 at the end of the previous year. The number of buildings increased from 36,403 to 36,824, and that of lands including tanks and wells decreased from 10,044 to 9,662, while the number of salt pans remained stationary at 68.

39. The total rateable value of properties fell from Rs. 13,50,26,397 to Rs. 13,18,35,939 showing a decrease of Rs. 31.90 lakhs as against an increase of about Rs. 18.46 lakhs in the preceding year.

40. The quinquennial award (1929-34) in respect of Port Trust properties was published during the year; and resulted in an increase of Rs. 83,862. Measures for the reorganization of the Department were devised by the Assessor and Collector during the year; and resulted in a net saving of Rs. 23,041 per annum. The scheme was brought into force from 1st March 1932. Other savings effected during the year amounted to Rs. 22,336.

V.—Town Duties.

41. The rates of duties remained unchanged during the year; but a duty of Annas 10 per Bombay Maund was levied for the first time on "Vegetable Product." The gross collections and refunds amounted to Rs. 28,67,866 and Rs. 16,35,582 respectively as against Rs. 30,50,949 and Rs. 12,87,714 in the preceding year. There was thus a fall in the net revenue of about Rs. 5,30,951. This was due mainly to reduced import of sugar during the year in consequence of heavy imports at the fag end of the preceding year. The realizations from the duty on wines and spirits and timber also fell owing to the prevailing trade depression.

42. The receipts from the non-refundable duty on raw cotton and the Municipal share thereof amounted to Rs. 17,20,523 and Rs. 7,37,367 respectively against Rs. 29,51,934 and Rs. 12,65,114 in the preceding year. The fall in net receipts on this account was Rs. 5,27,747. This decrease is to be attributed to the failure of the cotton crop.

43. The total number of claims for refund decreased from 47,211 to 43,509. The year's working resulted in a drop of net revenue from Rs. 30,28,349 to Rs. 19,69,651, a fall of nearly Rs. 10½ lakhs. Although the fall is in some measure due to causes peculiar to the year under report, the situation unfortunately shows little prospect of improvement during the current year.

VI.—Public Works.

ARCHITECTURAL BRANCH.

44. The number of Municipal properties during the year was 535 against 525 in the preceding year. Besides these, the department was in charge of 250 buildings acquired in connection with the several development schemes in the City. The prevalent financial stringency greatly restricted building activity with the result that only very urgent new building works were taken in hand. The more important of these were the construction of a semi-permanent Primary school building at Bhavani-shankar Road, Dadar (cost inclusive of land Rs. 53,775), raising of an additional storey over the Students' Hostel at the Goculdas Sunderdas Medical College (cost Rs. 60,390) and alterations and additions to the Gilder Tank Market building so as to make it suitable for the location of the Schools Committee's office (cost Rs. 35,908). Minor building and repair works entrusted to the petty works contractors amounted to Rs. 1,61,511.

BUILDINGS BRANCH.

45. The number of applications received for the erection of new buildings and for alterations to existing ones was 2,570 against 2,562 in the previous year, and marks the second lowest figure in the last quinquennium. The number of prosecutions instituted against house-owners in connection with the enforcement of building regulations was 1,369 of which 901 were withdrawn on compliance with the requirements as against 1,217 and 858 respectively in the preceding year. 598 notices were issued for the removal of unsafe structures of which 386 were complied with as against 811 and 626 respectively in the preceding year. 11 cases of house collapse occurred during the year against 20 in the preceding year.

46. The amount spent on the acquisition of set-backs during the year was Rs. 1,46,535 against Rs. 3,52,637 in the preceding year. The liabilities outstanding for setbacks sanctioned to be acquired amounted to Rs. 11,94,392. During the year 877 stall-boards and weather frames were permitted and 866 unauthorised ones were removed, the total income by way of license fees received therefrom being Rs. 31,690 and the cost in respect of temporary establishment entertained for the purpose being Rs. 11,514. The special branch created for the conversion of basket privies into water-closets under the subvention scheme was abolished during the year and the work was transferred from 1st December 1931 to the Building Section.

LAND ACQUISITION AND MANAGEMENT BRANCH.

47. The preparation of an inventory of all Municipal lands, as suggested by the Standing Committee, could not be taken in hand for want of adequate staff to cope with the additional work. Over 150 applications either for sale or for long lease of Municipal land were received during the year. About 31,000 sq. yards of land was sold during the year at a price of about Rs. 2,35,172.

48. The rents from all development schemes during the year amounted to Rs. 6,86,404, of which Rs. 5,19,939 were recovered, Rs. 1,37,224 had to be discounted owing to vacancies, Rs. 2,241 written off as being irrecoverable. The actual outstandings at the close of the year amounted to Rs. 29,598. The corresponding figures for the previous year were : total rent Rs. 7,14,552, amount recovered Rs. 5,91,141.

discounted for vacancies Rs. 1,40,513, written off Rs. 1,445 and outstanding Rs. 55,738. The position with regard to outstandings of the rents distinctly improved during the year.

MECHANICAL BRANCH.

49. The turnover of the workshops was valued at Rs. 2,39,085 against Rs. 2,83,547 in the preceding year. The working of the shops resulted in a loss of Rs. 19,663 as against a loss of Rs. 36,649 in the preceding year. The above deficit occurred in spite of the supervision charges on the jobs done at the workshops being raised from 50 to 70 per cent., during the latter half of the year in order to enable the shops to balance the budget. But owing to the continuous drop in the outturn and impossibility of making further reductions in the standing charges, the workshops were not able to attain financial equilibrium. The working of the workshops is being further examined with a view to putting it on a more satisfactory basis. The centralisation of motor transport at Bapty Road Depot was completed during the year.

50. Two new electrically driven vertical pumps were installed at the electric pumping station at Love Grove, resulting in a saving of Rs. 23,742 in the consumption of electric current and coal and Rs. 8,000 in respect of staff. The old steam pumps were retained as a standby. The average quantity of sewage pumped per day was 58.17 million gallons. The steam driven air compressors at Love Grove being in use daily for 24 hours for the last 33 years have run out their useful life and are expensive to maintain. It is therefore decided to scrap the Central Compressor Station at Love Grove and instal 3 separate electrically driven air compressor stations at different places in the City so as to eliminate a long system of air mains and consequent loss of air through leaky mains. The scheme is expected to come into operation from the beginning of the next financial year. All the ejector stations worked satisfactorily during the year.

51. Inspection of workshops and factories coming within the purview of the Municipal Act was carried out as usual, the total number of cases inspected being 709 against 537 in the preceding year.

WORKS BRANCH.

I. Construction.

52. The cost of drainage and road works carried out by contract during the year was Rs. 7,90,631 against Rs. 5,04,760 in the preceding year and that of works carried out departmentally Rs. 20,685 against Rs. 1,03,400 in the previous year.

53. The stone crushers at Sewri and Love Grove were worked economically and resulted in a profit of Rs. 23,488. As the lease of the land occupied by the Nowrojee Hill crusher terminated, it was closed on 3rd July 1931 and removed to Sewri. The tar macadam plant at Nowroji Hill was removed to Love Grove and remained for the most part out of commission. Both these plants therefore showed a loss of Rs. 1,419 and Rs. 1,120 respectively.

54. The total mileage of roads in the City was 221.0. Of this the length of asphalted roads was 38.485 miles, the length laid by the Municipality being 29.499 miles and that laid by the Improvement Trust 8.986 miles. 1.686 miles of roadway were asphalted during the year including 0.116 mile on behalf of the Improvement Trust. The actual expenditure incurred by the Municipality on the work during the year was Rs. 1,95,892 against Rs. 1,84,172 in the preceding year.

55. Action for improvement was taken in respect of 47 private streets and 5 were declared public as against 44 and 9 respectively in the preceding year. The total expenditure on the improvement of private streets during the year amounted to Rs. 35,536 and recoveries including those for previous years amounted to Rs. 52,294 against the corresponding figures of Rs. 18,061 and Rs. 54,207 in the preceding year. 32 roads and footpaths were taken over from the Bombay Improvement Trust and Bombay Port Trust, the aggregate length being 4.25 miles. The receipts in respect of letting roadside lands and footpaths, etc., amounted to Rs. 37,920 exclusive of rent for tram-tracks and way-leave rental in respect of telephone wires which amounted to Rs. 65,217 and Rs. 64,139 respectively against the corresponding receipts of Rs. 36,629, Rs. 64,286 and Rs. 61,193 for the previous year.

Private streets and roadside lettings.

II. Maintenance.

56. Of the 141.90 miles of pipe sewers 105.08 miles were thoroughly cleaned. Of 15.84 miles of ovoid sewers 9.85 were scraped and of the 194.28 miles of S. W. drains 18.09 miles were cleared of silt. The total expenditure on cleaning work amounted to Rs. 2,71,843 against Rs. 1,69,455 in the preceding year. The cost in respect of repairs and maintenance of *water-bound* macadam roads, kutcha footpaths and road side trees amounted to Rs. 2,53,050 against Rs. 2,56,698 in the preceding year.

Drains and Sewers.

57. The following statement shows by way of comparison the number of lamps under each class and the expenditure incurred on them for the last two years:—

	1930-31.		1931-32.	
	No.	Cost.	No.	Cost.
		Rs.		Rs.
Gas Lamps	6850	6,18,298	6891	6,14,891
Electric lamps	1311	2,47,602	1315	2,63,209
Bannister lamps	238	85,160	230	82,773
Kerosine oil lamps	20	735	20	797
Total ..	8,419	9,51,795	8,456	9,61,670

Besides this expenditure, Rs. 29,066 were spent for repairing and improving the lighting system by the substitution of new lamps in the place of old ones. Thus the total cost on lighting amounted to Rs. 9,90,736 against Rs. 10,44,275 in the previous year.

VII.—Water Works.

58. The total quantity of water received during the year from Tansa and Vehar Lakes was 32,106 million gallons showing an average of 87.96 million gallons per day against an average of 82.26 million gallons per day in the preceding year. No water was drawn from Tulsi and Powai Lakes. Of the above supply 2.13 million gallons per day were given to the suburbs as against 2.04 in the preceding year. The average daily supply to the City per head for all purposes was 74.13 gallons against 69.28 gallons during the preceding year.

Water Supply.

59. The rainfall at all the lakes was ample and considerably in excess of the quinquennial average. At Tansa it was 13.7 per cent. over this average, at Vehar 35.1 per cent., at Tulsi, 41.7 per cent. and at Powai 38.04 per cent. All the lakes overflowed twice, once in July and again in October.

60. There were 39 bursts on the water mains as against 45 in the preceding year. The total number of water connections increased from 35,105 to 35,789 and that of meters from 2,089 to 2,118. The Waste Prevention Branch detected and repaired 21,127 defects as against 33,368 in the preceding year. This decrease in the number of defects is due to less frequent abuse now-a-days by the public of the road-side hydrants and the action taken by the houseowners to repair and rewasher taps in their properties, which work was formerly attended to by the Municipality. The number of prosecutions instituted by the Department during the year was 105 and the amount of fines recovered Rs. 527, as against 273 prosecutions and Rs. 953 recovered as fines in the preceding year. The fall in the number of prosecutions is due to the fact that action with regard to storage tanks is now being taken by the Malaria Department instead of by the Water Department as hitherto.

VIII.—Fire Brigade.

61. The number of Fire Brigade Stations in the City was 12. The scheme for closing the Fort Station and opening a new station at Mint Road was postponed on financial grounds.

62. The Fire Brigade received 459 calls during the year as against 531 in the preceding year. Of these 80 were false alarms and 15 in respect of fallen buildings and other rescue operations. As a result of the house collapses, 5 persons died and 12 received slight injuries. The number of fires actually attended to by the Brigade was 264 against 269 in the preceding year. The loss due to fire was about Rs. 9,44,702 as against Rs. 11,84,792 in the preceding year, the loss covered by insurance being roughly Rs. 7,99,233. The casualties due to fire amounted to 1 dead and 21 injured of whom 6 subsequently died.

63. The total number of fire alarms installed remained 152, no new alarms being installed during the year. 72 per cent. of the calls were received through this system as against 74 per cent. in the previous year.

64. The supply of water at the time of fires was adequate, the approximate quantity used being 18,758 tons.

65. The ambulances in charge of the Fire Brigade attended 523 calls of accidents and 1,533 cases of hire as against 709 accidents and 1,557 cases of hire in the previous year. Although the cases of hire were less by 24, the receipts increased from Rs. 8,315 to Rs. 8,955.

IX.—Public Gardens.

66. Ten gardens, twenty-three open spaces, two fountains, two band-stands and the Queen's Statue opposite the Improvement Trust office were maintained during the year. One new recreation ground was taken over from the Improvement Trust. The directed games at the Mustan Shah Tank, Gilder Tank and Willingdon Memorial Play Ground under the supervision and guidance of the Y.M.C.A. continued to be popular. The Gilder Tank Maidan was much in demand for cricket pitches

from the local clubs. If the Northbrook Garden is similarly utilised, it will mitigate the nuisance from idlers and vagrants who now infest the place and constitute a danger to the locality.

67. The number of visitors to the Victoria Gardens was 2,008,558 against Attendance at the Gar- 1,924,203, showing an increase of 84,355. The average dena. attendance per day was 5,766. During the year 133 band programmes and 21 Indian concerts were held as against 129 and 25 respectively in the preceding year.

68. The Zoo at the Victoria Gardens received welcome additions during the year. Our thanks are due to the donors, *e.g.*, Their Highnesses Acknowledgments. The Maharajas of Indore, Kotah and Dungarpur. Thanks are also due to B. I. S. N. Co., Ltd., the P. & O. Co., and the B. B. & C. I. Ry. for free or cheap transport of plants and animals, and lastly to the Director and staff of the Haffkine Institute for making post-mortem and bacteriological examination of the animals.

X.—Victoria and Albert Museum.

69. The Museum was kept open to the public for 314 days during the year as against 313 in the previous year. The number of visitors during the year was 9,62,029, showing a daily average of 3,068 as against a total attendance of 8,77,313 and a daily average of 2,803 in the preceding year. The improvement in attendance is due to the increased popularity of the Museum. Four pictorial cases, showing specimens of certain animals and birds in their natural surroundings, were added during the year. Other important additions during the year were a case showing all the processes of the Indian sugar-cane industry and one showing imitation models of 14 historic diamonds.

XI.—General Stores.

70. The aggregate value of stores on hand at the beginning of the year was Rs. 8,02,752, the value of General Stores being Rs. 3,47,383, Stores on hand. of Capital Stores Rs. 3,65,553 and of Line Suspense Stores Rs. 89,816. The stores purchased during the year including the articles received on transfer were valued at Rs. 5,73,545, while stores valued at Rs. 6,94,796 were issued during the same period. Due care was exercised in keeping down the balance in stock; and consequently the value of stores on hand at the close of the year was Rs. 6,81,501 as against Rs. 8,02,752 at the close of the previous year.

71. The prices of stock purchased fell by about 8 per cent. during the year; Stock purchased. but the resulting saving was to some extent wiped off by the payment of rebate claimed by contractors on account of the enhancement of the customs duty by Government on imported articles. Almost all articles of importance purchased were of Indian manufacture. Those of foreign make were purchased only in cases where Indian articles were not available or where the prices quoted for such articles were not favourable.

72. The number of tenders invited was 116 against 120 in the previous year and the number of orders placed for purchase was 5,643 Tenders & Indents. against 5,629 in the preceding year. The number of indents (inclusive of sales memos) complied with was 23,186 as against 29,224 in the preceding year.

XII.—Licenses.

73. The total number of licenses and permits issued under Sections 394 and Licenses and permits. 390 of the Municipal Act was 15,387 against 14,829 in 1930 and the amount of fees recovered was Rs. 1,56,401 against Rs. 1,55,472 in the previous year.

74. The amount of license fees outstanding on 31st March 1932 was Rs. 5,107
Outstandings. against Rs. 3,800 in the preceding year.
75. The number of permits issued for exhibiting sky-signs and advertisements
Sky Signs and Advertisements. was 1,648 and the fees recovered was Rs. 50,206 as against 1,198 permits issued and Rs. 40,567 collected in the previous year.
76. The total number of licenses issued to hawkers and squatters during the
Hawkers and Squatters. year was 22,489 against 17,764 in 1930 and the amount of fees realised was Rs. 95,500 (inclusive of the removal charges in respect of encroachments seized) against Rs. 74,933 in the previous year.
77. Seventeen prosecutions were launched against hawkers of which thirteen
Prosecutions. resulted in conviction. The number of other prosecutions instituted during the year exceeded that of the preceding year by 1,482, but notwithstanding the increase in the number of prosecutions the total amount of fines recovered shows a fall of Rs. 775.

XIII.—Markets.

78. The total receipts of the Department during the year amounted to
Revenue of the Department. Rs. 11,52,231, against Rs. 11,67,805 in the previous year. The decrease of Rs. 15,574 is due to the fall in the slaughter fees and the rent receipts of the Municipal markets.
79. Due to the closing of the Gilder Tank Market towards the end of the year
Municipal Markets. the number of Municipal markets was reduced from 17 to 16. The net receipts from the Municipal markets amounted to Rs. 3,62,033 against Rs. 3,81,938 in the preceding year.
80. There were in all 17 private markets. A private slaughter house was
Private Markets and Slaughter Houses. opened during the year for the Military Units at Marine Lines. The license fees in respect of private markets amounted to Rs. 25,999 against Rs. 27,304 in the previous year. The number of outside meat shops was 147 as against 130 in the preceding year and the license fees realised from them was Rs. 7,311 as against Rs. 6,342 in the previous year. The increase in the number of outside shops is due to the butchers of the Gilder Tank Market being allowed to re-open their shops after the closing of that market.
81. The quantity of unwholesome food destroyed was about 5,37,559 lbs.
Unwholesome Food. against 3,60,527 lbs. in the preceding year. The quantity of contraband meat seized and destroyed was 4,673 lbs. against 6,660 lbs. in the preceding year.
82. The slaughter fees recovered at the Bandra Slaughter Houses amounted
Slaughter Fees. to Rs. 3,57,144 against Rs. 3,65,690 in the previous year, and the receipts from the Kurla Slaughter House amounted to Rs. 67,220 against Rs. 68,790 in the preceding year. The fair ground and feeding fees realised at the Bandra Slaughter Houses amounted to Rs. 1,45,084 against Rs. 1,47,264 in the previous year.
83. The number of animals slaughtered at Bandra was 790,624 of which 9,092
Animals slaughtered. were buffaloes, 39,473 cows and bullocks, and 742,059 sheep and goats. The total number of pigs slaughtered at the Arthur Road Pig Slaughter House was 1,224 and the fees realised at the slaughter house amounted to Rs. 1,171.

XIV.—The King Edward VII Memorial Hospital and the Seth Gordhandas Sunderdas Medical College.

84. Although the scheduled number of beds was 354, the demand for accommodation was so great that on an average 20 more patients had to be accommodated per day. The largest number of in-patients treated on a single day was 414 against 411 in the preceding year, and that of out-patients 979 against 898 in the previous year. The total number of in-patients admitted and new out-patients treated during the year was 10,540 and 68,515 respectively as against 9,117 and 58,377 in the preceding year.

85. The experiment of transferring unclaimed patients, who had reached the stage of discharge, to the Helpless Beggars' Relief Committee's Camp at Worli assisted to some extent in relieving the congestion in the hospital. This could be further achieved by the provision of an Infirmary to which all chronic and convalescent cases in the hospital could be transferred, making room for cases requiring expert medical treatment. The total expenditure incurred on the maintenance of the hospital was Rs. 5,20,231 against Rs. 5,26,572 in the preceding year. The average cost per in-patient was Rs. 38-5-1 and that per new out-patient Rs. 1-6-9 against Rs. 45-8-2 and Rs. 1-8-3 respectively in the preceding year. The decrease in cost is partly due to the economies effected and partly to the fall in prices of commodities.

86. The number of students in the G. S. M. College increased from 263 to 305 (including 15 post-graduate students). The examination results including those of post-graduate courses were not so satisfactory as those of the previous year, the percentage of successful students being 46.23 against 57.33 in the preceding year. The total expenditure on the college and hostel was Rs. 2,28,848 against Rs. 2,29,501 in the preceding year, while the receipts amounted to Rs. 81,897 against Rs. 81,081.

87. A new storey consisting of 42 rooms was added to the Students' Hostel during the year; but even this additional accommodation was found to be inadequate and extra accommodation had to be provided for in a private building in the vicinity. The question of providing a hostel for lady students had to be deferred on financial grounds. But the proposal has since been revived in view of a subvention likely to be offered by the University in this behalf.

XV. Education.

88. The report of the Secretary, Schools Committee, shows steady progress in the spread of primary education during the year. The number of Municipal schools and classes increased from 330 to 349 and the number of pupils from 56,093 to 61,196, the increase being uniform on all sides, viz., Marathi, Gujarathi and Urdu. This advance is attributed to the comparatively peaceful conditions in the City throughout the year. The number of teachers was increased from 1,891 to 2,110 in order to cope with the increase of about 5,000 pupils on the roll. The proportion of teachers to pupils was 1 to 29 against 1 to 29.6 in the preceding year. The percentage of trained teachers to the total strength was 49.5 against 51.1 in the preceding year. The percentage of trained teachers was the lowest in Urdu Girls' schools being 18 and highest in Gujarathi Girls' schools being 73.3.

89. The number of Aided schools decreased from 183 to 180 owing to the closing of some schools for want of funds. The number of pupils attending the schools, however, increased from 18,226 to 18,897, the increase being mainly on the Gujarathi side. The total number of teachers (including part-time teachers) was 1,094 against 1,047 in the previous year. The proportion of teachers to pupils was 1 to 17.27 against

1 to 17.40 in the preceding year. This compares unfavourably with the proportion maintained in the Municipal schools, i.e., 1 to 29 ; but the disparity is reported to be due to nearly 35 per cent. of the teachers in the Aided schools being only half-time workers. The percentage of trained teachers in these schools was also comparatively low, being only 22 per cent. against 49.5 per cent. in the Municipal schools. The percentage of trained teachers in the Aided schools during the year fell from 28 to 22. The total amount of grants paid to Aided schools was Rs. 1,78,195 against Rs. 1,90,335 in the preceding year. The average cost per pupil in these schools was Rs. 42.7 (of which Rs. 9.7 was borne by the Municipality) ; while the average cost per pupil in Municipal schools was Rs. 48.3. Only one of the Aided schools imparted free education ; others charged fees.

90. The Corporation made a grant of Rs. 30,00,000 to the Schools Committee during the year. The total amount in the hands of the Schools Committee's Committee including miscellaneous receipts and balances amounted to Rs. 31,80,703. The expenditure amounted to Rs. 31,59,992 against Rs. 30,68,579 in the preceding year, showing a net increase of Rs. 91,412. This increase is said to be chiefly due to the normal increments to the teaching staff, provident fund contributions, etc. The expenditure on the Schools Committee's Head Office met out of the General Fund was Rs. 60,098 against Rs. 59,449 in the preceding year. The average expenditure per pupil was Rs. 48.3 against Rs. 50.9 in the preceding year ; and is the lowest since 1920-21. It is also lower than the average of Rs. 50 recommended by the Retrenchment Committee. Of this average of Rs. 48.3, Rs. 32.4 were absorbed by pay of teachers and Rs. 7.3 by rent and repairs. This low average is said to be chiefly due to the large rise in the number of pupils at the close of the year under report and to the rigorous economies effected by the Committee in every direction. If the Schools Committee's Head Office expenditure were taken into account, the average cost per pupil would be raised from Rs. 48.3 to Rs. 49.3 .

91. The total amount of grants received from Government was Rs. 7,94,184 against Rs. 8,15,267 in the preceding year. The suit against Government for the recovery of arrears of grant according to the Municipal claim was dismissed with costs on the ground that the promise of Government to share half the excess over 1917-18 expenditure was not implemented into a formal contract as required by the Government of India Act.

92. Free and compulsory primary education scheme in F and G Wards made appreciable advance during the year owing, it is said, to the special efforts of the attendance teachers who were continued during the year. This staff is reported to have brought 5,549 additional children to the Municipal Schools within 7 months, the average brought by each teacher being 10 pupils per month. At the beginning of the year out of 22,371 children only 3,356 remained out of the pale of compulsory primary education ; while at the close of the year this number was reduced to 2,070 out of a total of 24,286. Thus the percentage of children to be brought to school fell down from 15 per cent. at the beginning of the year to 8.5 per cent. at the close.

93. Out of about 60,000 children on the rolls only 13,588 could be medically examined during the year ; this was due to the increase in the number of children on the rolls accompanied by a reduction in the medical staff. The medical inspection of the children disclosed that the percentage of boys free from any disease was 59.1 against 77 in the preceding year and that of girls 35.2 against 52.9 in the preceding year. Malnutrition, defects of teeth and throat were as usual the preponderating causes of ailments, the percentages for boys and girls being 43 and 73 respectively. The Dental clinic maintained by the Committee since 1922 and the General clinic at the King Edward VII Memorial Hospital started recently appear to have done good work during the year.

XVI.—Public Health.

94. The general health of the City continued to be satisfactory. The outstanding feature of the year was the excess of births over deaths. **Births.** The actual number of *live* births recorded, *viz.*, 27,204, was the highest since 1866. The rate works out at 23.4 per 1,000 population against 19.5 in the preceding year. The increase is to be attributed to better registration on account of the payment of the maternity benefits to the labouring classes and also to the growing appreciation on the part of these classes of the facilities for confinements in the City in preference to those available in their village homes.

95. The number of deaths during the year was 25,105, *i.e.*, 21.6 per 1,000 as against 21.2 in the preceding year. **Deaths.** The death-rate among males was 18 and among females 28 as in the preceding year. Children under 5 years contributed nearly 45 per cent. to the total mortality. The number of deaths as well as births was higher in the second-half of the year than in the first.

96. The mortality among infants (under one year) was 7,401 as against 7,506 **Infant mortality.** in the preceding year. The infant death-rate per 1,000 births was 272, the lowest ever recorded. Of the infants that died 84 per cent. were born in the City and 16 per cent. in the mofussil. The principal causes which accounted for nearly 76 per cent. of these deaths were diseases of the respiratory system, infantile debility and premature birth. The toll of infant mortality in one-room tenements was remarkably heavy, being 72.7 per cent. of the total infant mortality.

97. Measures for the reduction of infant mortality were continued with **Municipal Nurses and Welfare Centres.** vigour. The Municipal Nurses paid 27,749 visits to houses, chawls and huts mostly inhabited by the poor and attended 1,198 cases of confinement as against 1,245 in 1930. A new Maternity Home at Khetwadi was opened during the year, thus bringing the number of Municipal Maternity Homes to 5. The number of cases confined in these Homes was 3,346 against 3,017 (for 4 Homes only) in the preceding year. The measures taken by the Municipality were supplemented by the activities of the Infant Welfare Society who conducted 7 Centres, 2 Maternity Homes and 1 Crèche in the City.

98. The mortality from plague, cholera and small-pox was 24, 80 and 31 **Infectious Diseases.** respectively against 29, 40 and 1,677 in the preceding year. The mortality from plague and from small-pox was the lowest on record. Influenza accounted for 130 deaths against 75 in the preceding year. Tuberculosis was responsible for 1,566 deaths against 1,450 in 1930. The incidence of this mortality in the two principal communities was as follows:—

Hindu	{	Male	55.2	per cent.
		Female	38.0	„
Mahomedan	{	Male	44.8	„
		Female	62.0	„

It is apparent that the zenana system is taking a heavy toll from among the Mahomedan females.

99. Malaria accounted for 131 deaths as against 195 in the preceding year; **Malaria.** but the measure of incidence in this case is reflected not so much in deaths as in the number of attacks. The number of patients treated in the Municipal Dispensaries was 3,622 and in other medical

institutions 21,120 against 4,547 and 21,804, respectively, in the preceding year. As the information regarding cases treated by private practitioners collected in the past has not been found to be reliable, no attempt was made to collect such information during the year under report. Measures for filling up wells or covering them over effectively were continued unabated during the year, with the result that at the end of the year out of 2,755 wells only 1,315 remained open or partially open. It may be mentioned in this connection that out of deference to the feelings of the orthodox section of the public, wells in all religious places had to be allowed and a concession with regard to private wells had to be made where no well was available within 500 yards for people requiring well water for religious purposes.

100. 7,294 privy seats were converted during the year, the number remaining to be converted in sewered areas being about 13,000. The Conversion of basket system of paying a subvention to landlords on this account was stopped from 1st December 1931; and although this may tend to slow down the process in future, the progress so far achieved is substantial.

101. The Municipal Dispensaries (13 in number) continued to do useful Medical attendance. work during the year. The number of new cases treated by them was 87,814 against 83,162 in 1930. The total attendance was 238,932 against 221,045 in the preceding year, which shows the increasing popularity of these institutions.

MUNICIPAL SERVANTS' ACT.

102. No circumstances arose in any Department of the Municipality in which it was necessary to put into operation the provisions of the Municipal Servants' Act.

H. K. KIRPALANI,
Municipal Commissioner.

CHIEF ACCOUNTANT'S REPORT

FOR 1931-32.

Contents.

	PAGES
Opening Remarks	21 to 23
Income	23 to 25
Octroi Duties	26
Revenue Expenditure (including Lapsed Grants and Savings)	26 to 30
Loans Raised	31
Loan Works Expenditure	31 to 32
Debt and Sinking Funds	33
Liabilities and Assets	33
Investments and Invested Balances	33 to 34
Special Funds	34
Water Works Income and Expenditure Account and Assets and Liabilities	34 to 35
Markets and Slaughter Houses Account	35
Suspense Accounts	35 to 36
Reserve Stock and Capital Stores... ..	37
Street Improvements	37
Levelling, Metalling, etc., Private Streets	38
Conversion of Insanitary Privies into Water-Closets	38
General Remarks	39 to 40
List of Appendices	41

FINANCIAL.

Report of M. R. Tambe, Esqr., Chief Accountant, for the financial year 1931-32 forwarded with his No. S. R. 2749, dated 20th August 1932 :—

I have the honour to submit my report on the accounts of the Municipality for the year 1931-32.

2. During the year under report, the rates of taxation were as shown below :—

Particulars.	Rates for 1931-32.
General Tax	11 per cent.
Fire Tax	$\frac{1}{2}$ " "
Water Tax on value	$3\frac{1}{2}$ " "
Do. Meter Measurement	Same as those of the previous year.
Halalkhore Tax	3 per cent.

3. The following statement sets out in summary form, the transactions for the year, pertaining to Revenue, and the Actuals for the preceding year :—

	1931-32.			Actuals for 1930-31.
	Budget.	Revised.	Actuals.	
	Rs.	Rs.	Rs.	Rs.
Opening Balance	32,53,000	32,78,446	32,78,446	37,14,268
Income	3,20,92,857	3,28,64,329	3,19,14,176	3,20,46,672
Expenditure	3,29,25,259	3,27,71,769	3,23,28,729	3,26,47,552
Surplus	92,560
Deficit	8,32,402	..	4,14,553	6,00,880
Balance	24,20,598	33,71,006	28,63,893	31,13,388
Recoupment of Advances, &c. ..	+ 1,18,500	+ 3,09,692	+ 4,90,229	+ 1,65,058
Closing Balance	25,39,098	36,80,698	33,54,122	32,78,446

4. The details of the recoupment of Advances, &c., are :—

	Rs.
Advance for subventions recouped out of loan funds in 1931-32	6,75,000
Decrease in—Reserve Stores (including capital stores) Balances	1,26,648
Miscellaneous Advances outstanding	19,012
Renewed Grants (including C. I. T. Contribution)	1,80,909
	10,01,569

Deduct—

Advances during the year—

	Rs.
Plant and Machinery	11,340
Subventions	5,00,000
	4,90,229

5. The net unhypothecated Surplus Cash Balance on 31st March 1932 is as under :—

LIABILITIES.		ASSETS.	
	Rs.		Rs.
Reserve Stock including Capital Stores ..	7,12,217	Surplus Revenue Fund Appendix No. 2 of the Chief Accountant's Administration Report (1931-32)	66,56,248
Advance for Plant and Machinery ..	20,67,773		
Miscellaneous Advances	22,136		
Advance for conversion of insanitary basket privies into water-closets by subsidising house-owners	5,00,000		
Minimum required by law	1,00,000		
Surplus Cash Balance	32,54,122		
	<u>Rs. .. 66,56,248</u>		<u>Rs. .. 66,56,248</u>

6. The opening and closing Reserve Stores (including Capital Stores) Balances are as compared below :—

	Opening Balance.	Closing Balance.	Decrease.
	Rs.	Rs.	Rs.
Serviceable Stores	8,38,865	7,12,217	1,26,648

7. The amount of rates and taxes outstanding at the close of the year 1931-32 stood at Rs. 33,29,984 against Rs. 28,47,779 at the end of the previous year, showing an increase of Rs. 4,82,205.

Outstanding at	General Tax.	Water Tax.	Halalkhore Tax.	Wheel Tax.	Total.
31st March 1931	19,65,087	2,99,892	5,20,743	62,057	28,47,779
Do. 1932	22,87,160	3,85,069	5,88,633	69,122	*33,29,984
	3,22,073	85,177	67,890	7,065	4,82,205
	Increase	Increase	Increase	Increase	Increase

* After adjustment of Rs. 15,27,824 paid by Mills and held in Deposit Account.

The amount outstanding on account of rates and taxes at the close of each year for the last five years (including the year under report) was as under :—

Year.	Outstanding.	Net Demand.	Percentage of outstanding to Net Demand.
	Rs.	Rs.	Rs.
1927-28	16,04,461	2,58,17,754	6.21
1928-29	22,00,890	2,59,90,599	8.47
1929-30	24,29,480	2,70,47,673	8.98
1930-31	28,47,779	2,68,49,985	10.60
1931-32	33,29,984	2,79,05,122	11.93

The outstandings of Rs. 33,29,984 for 1931-32 consist of Rs. 17,65,776 payable by the Mills, Rs. 14,805 by the Government, Rs. 65,102 by the City Improvement Trust, Rs. 1,36,372 by the G. I. P. and B. B. & C. I. Railways and Rs. 13,47,929 by other ratepayers. The reasons for these outstandings have been fully dealt with in the Assessor and Collector's Report. The

outstandings payable by the Mills shown above are in accordance with the rateable values as proposed to be fixed by the Municipality. As this assessment was objected to by the Mills, from 1929-30 the matter was referred to arbitration. In accordance with the award given by the arbitrators in April last the Mills properties are to be measured and the rateable values fixed. It is too early to say what the final figures of rateable values would be in this respect. It may be noted that upto the end of June 1932 arrears have been received to the extent of Rs. 16.92 lakhs which include Rs. 4.91 provisionally paid by the Mills.

8. The Loan liabilities at the beginning and at the end of the year were as under :

Outstanding debt at 1st April 1931.	Loans raised during the year.	Repayment during the year.	Outstanding debt at 31st March 1932.
Rs. 17,94,36,065	Rs. 8,50,000*	Rs. 30,30,820	Rs. 17,72,55,245

* The loan was not raised from the public but advances for this amount have been taken from the Special Funds of the Corporation. (Vide Corporation Resolution No. 4814 of 24th August 1931.)

It is to be noted that Rs. 22,19,820 were repaid to Government on the basis of equated payments out of the revenue, and that Rs. 8,09,000 were repaid to debenture-holders out of Sinking Fund Investments. Rs. 2,000 out of Rs. 5,000 outstanding on account of Rs. 40 lakhs were repaid during the year under report and a balance of Rs. 3,000 is thus outstanding at the end of the year.

The state of the Sinking Fund is shown below :—

Amount of Fund at 1st April 1931.	Interest realizations.	Sinking Fund Instalments.	Total.	Withdrawn for repayment.	Amount of the Fund at 31st March 1932.
Rs. 2,95,31,012	Rs. 13,53,176	Rs. 14,91,328	Rs. 3,23,75,516	Rs. 8,09,000	Rs. 3,15,66,516

As approved under Corporation Resolution No. 6114 of 12th September 1927, in addition to the Sinking Fund of Rs. 3,15,66,516, Rs. 12,31,479 are held in the Sinking Fund Investments Reserve Fund Account to make good the difference between the market value of the securities and the actuarial amount of the Sinking Fund.

INCOME.

9. A detailed comparison between the Budget Estimates and the actuals will be found in Appendix No. 3. The estimated income for the year was Rs. 3,20,92,857 against which the actuals amounted to Rs. 3,19,14,176 resulting in a decrease of Rs. 1,78,681.

The following are the main heads contributing to the increases and decreases.

Budget Head.	Amount of Increase.	Amount of Decrease.	REMARKS.
1. General Tax	Rs. 4,64,743	Rs. ..	Increases mainly under :—
			Bombay Port Trust—for arrears of taxes for the previous 2 years held over pending quinquennial revision of valuation paid,
			Rs. Rs.
			2,40,919
			Mills—for arrears of taxes for previous years paid
			3,40,817 5,81,736
			<i>Less</i>
			Decrease under
			From public
			65,980
			.. B. B. & C. I. Ry... .. .
			54,047 1,20,937
			Rs. 4,60,799

Budget Head.	Amount of Increase.	Amount of Decrease.	REMARKS
	Rs.	Rs.	
2. Town Duties	3,90,871	Due to less imports of sugar and more refunds.
3. Cotton Duty	6,62,633	Due to late and diminished yield of crop and depression in cotton trade.
4. Tobacco Duty	34,347	..	Due to more imports.
5. Interest and profit on investment of surplus loan and other balances.	3,09,048	..	Due to high rates of discount of treasury bills issued by Government and large loan balances in hand.
6. Miscellaneous	23,479	Due to reduced receipts of Rs. 50,662 from fines for offences against the law counterbalanced by increased revenue of Rs. 27,168 under Rent of buildings and lands.
7. Water Tax	1,49,186	..	Due to charges by measurement on larger consumption of water.
8. Education	55,797	Due to less contribution realised from Government.
9. Medical Relief and Education ..	32,982	..	Due to increased miscellaneous receipts and fees for larger number of students.
10. Street Cleansing and Conservancy A—Halalkhore Tax.	1,31,062	..	Vide reasons given against item No. 1.
11. B—Miscellaneous	41,555	Chiefly due to reduction in the sale of right of skinning dead animals.
12. Roads and overbridges (a) Wheel Tax.	..	56,859	Less receipts under Public conveyances due to a reduction in the number of bullock carts owing to slackness of trade.
13. Buildings, Land Acquisition and Management.	..	1,55,236	Due mainly to less receipts of Rs. 30,627 in respect of sale proceeds of surplus land and of Rs. 1,33,098 in respect of Rent of Buildings.
14. Fire Tax	21,748	..	Vide reasons given against item No. 1.
15. Licensing and removal of encroachments on public streets.	68,585	..	Due to increased receipts under Licenses of Rs. 25,326 under encroachments of Rs. 30,500 and advertisements of Rs. 12,759.
16. Contribution from capital funds to revenue.	..	29,521	Due to less expenditure incurred on capital works.

10. The position as regards our income from General Tax, Water Tax and Halalkhore-Tax will be seen from the subjoined statement.

1931-32	Amount.	Total.	Grand Total.	1930-31	Amount.	Total.	Grand Total.
	Ra.	Ra.	Ra.		Ra.	Ra.	Ra.
1. General Tax (including Fire Tax) @ 11½ %— Total collections booked	1,35,25,391			1. General Tax (including Fire Tax) @ 11½ %— Total collections booked	1,35,38,766		
Less— Recoveries for previous years	19,68,054			Less— Recoveries for previous years	16,78,956		
	1,15,57,337				1,18,59,810		
Add— Outstandings for the year at the close of the year ..	16,82,526	1,32,39,863		Add— Outstandings for the year at the close of the year ..	23,72,629	1,42,32,439	
2. Water Tax @ 3½ per cent. and water charges by measurement and at compounded rate— Total collections booked	63,32,886			2. Water Tax @ 3½ per cent. and water charges by measurement and at compounded rate— Total collections booked	63,78,846		
Less— Recoveries for previous years	1,13,510			Less— Recoveries for previous years	69,312		
	62,19,376				63,09,534		
Add— Outstanding for the year at the close of the year ..	3,24,107	65,43,483		Add— Outstandings for the year at the close of the year ..	2,52,235	65,61,769	
3. Halalkhore tax @ 3 per cent. and for special service—Total collections booked	32,61,661			3. Halalkhore Tax @ 3 per cent. and for special service—Total collections booked	32,28,684		
Less— Recoveries for previous years	3,24,487			Less— Recoveries for previous years	2,25,776		
	29,37,174				30,02,908		
Add— Outstandings for the year at the close of the year ..	4,34,409	33,71,583	2,31,54,929	Add— Outstandings for the year at the close of the year ..	4,92,391	34,95,299	2,42,89,507

Net demand on account of Property Taxes inclusive of refunds for 1931-32 Ra. 2,31,54,929

Do. do. do. 1930-31 Ra. 2,42,89,507

Less—

Government contribution for 1930-31 payable in 1931-32 Ra. 5,18,023 Ra. 2,37,71,484

Decrease .. Ra. 6,16,555

TOWN DUTIES.

11. The various articles on which duty was levied at the time of import under the provisions of Sections 192 (1) of the Municipal Act, the amount levied and refunds allowed thereon under Section 195 on their export are shown in Appendix No. 17.

The gross collections for the year were estimated at Rs. 30,50,000, the refunds and commission charges at Rs. 15,00,000 and the net revenue at Rs. 15,50,000. The revenue collected and paid into the Municipal Treasury in the year amounted to Rs. 27,81,894 and after deducting the amount of Rs. 16,22,765 on account of refunds the net receipts amounted to Rs. 11,59,129, showing a decrease of Rs. 4,79,839 as compared with the actuals of the previous year, viz., Rs. 16,38,968. This decrease is due principally to a fall in the net receipts from sugar of Rs. 5,61,749 set off by an increase of Rs. 76,634 in receipts from ghee as compared with the preceding year.

COTTON DUTY.

12. Under Bombay Act XX of 1920, the net proceeds of the duty after deducting cost of collection are divisible between Government and the Municipality in the proportion of 4 to 3. The net collections received from the two Railways and the Port Trust during the year under report amounted to Rs. 17,20,523 as against Rs. 29,51,934 of the previous year. Rs. 9,83,156 represent the share of Government and Rs. 7,37,367 that of the Municipality. There is thus a decrease of Rs. 5,27,747 as compared with the actuals of the previous year, viz., Rs. 12,65,114, due to late crops, damage by excessive rain and depression in cotton trade (*vide* Appendix No. 18).

REVENUE EXPENDITURE.

13. The final sanctioned grants amounted in the aggregate to Rs. 3,37,36,319 as follows :—

	Rs.
Budget Grants	3,29,25,259
Unexpended grants of previous years renewed for expenditure ..	7,04,570
Additional Grants	1,06,490
	<hr/>
Final sanctioned grants Rs. ..	3,37,36,319

14. The transfers from one Budget head to another without in any way affecting the total Budget provision for the year amounted to Rs. 2,72,830.

15. In the following statement the final grants sanctioned from 1927-28 are compared with the savings year by year :—

Year.	Final grants sanctioned.	Grants to be renewed for expenditure in the following year.	Expenditure booked against final grants.	Savings on final grants sanctioned.
	Rs.	Rs.	Rs.	Rs.
1927-28	3,37,33,677	6,39,035	3,14,45,875	16,48,767
1928-29	3,50,12,603	8,28,858	3,27,50,278	14,33,467
1929-30	3,47,12,930	4,99,110	3,30,00,829	12,12,991
1930-31	3,46,02,387	6,17,635	3,26,47,552	13,37,200
1931-32	3,37,36,319	4,39,052	3,23,28,729	9,68,538

16. The total lapsed grants estimated to be renewed in 1932-33 aggregate Rs. 4,39,052 against Rs. 6,17,635 in 1931-32 and the heads under which the renewals are required will be found in Appendix No. 4.

The more important renewals over Rs. 10,000 and the percentage of renewed grants to grants allotted are shown in the following table :—

Percentage of renewals to total sanctioned grants.	Departments and Service Heads.	Total Renewals.
	I—General Supervision, Collection of Revenue, etc.—	Rs.
7.49	A—General Superintendence	38,482
6.86	E—Miscellaneous charges	48,478
1.56	II—Water Works (including debt charges amounting to Rs. 62,953)	1,09,230
1.77	VI—Medical Relief and Education	41,148
1.66	VII—Street Cleansing and Conservancy, Road Watering and Halalkhore Service	57,191
1.18	VIII—Roads, Drains and Sewers (including debt charges amounting to Rs. 60,095)	72,697
2.12	IX—Mechanical	26,449
0.37	X—Buildings, Land Acquisition and Management	11,613

Against the figure of lapsed grants of Rs. 4,61,795 shown in the Revised Estimates as required to be renewed, the actual figure on this account now works out at Rs. 4,39,052 showing a decrease of Rs. 22,743 over the former figure. This figure is made up of Rs. 1,49,197 on account of interest, &c., charges on Municipal debentures due but not paid upto the end of 1931-32 and the balance of Rs. 2,89,855 is intended for meeting liabilities incurred and to be incurred. The decrease in renewals is due to balances in grants for repairs and maintenance not being renewed as hitherto as already remarked in the report for the preceding year.

17. A detailed comparison between the actual expenditure during 1930-31 and 1931-32 will be found in Appendix No. 4.

The increases in expenditure aggregated Rs. 9,14,121 under certain heads and the decreases amounted to Rs. 12,32,944 in other heads, giving a net decrease of Rs. 3,18,823.

The following were the main factors contributing to the Increases and Decreases :—

Budget head.	Amount of increase.	Amount of decrease.	REMARKS.
I. General Supervision—	Ra.	Ra.	
A. General Superintendence—			
(a) Corporation and Standing Committee.	21,055	Due to less expenditure under Establishment and Printing.
(b) Municipal Commissioner's Personal and General Office.	23,680	Increase due to the expenditure on account of printing of Voters' Lists and the General Elections.
(c) Audit and Accounts	13,991	Decrease mainly under Establishment due to one of the posts of Deputy Accountants having been held in abeyance.

Budget Head.	Amount of Increase.	Amount of Decrease.	REMARKS.
	Ra.	Ra.	
B. Collection of Revenue—			
(c) Property and Wheel Tax	22,045	Decrease mainly under Establishment due to new recruits appointed in place of certain staff transferred to Electoral Department and in vacancies in the Department having been started on the minimum of the grade.
(c) Town Duty Refund Branch	5,908	Decrease under Establishment.
C. Upkeep of Municipal Head Office	10,774	Increase due to special repairs to Municipal Head Office Building.
E. Miscellaneous Charges	66,367	The main items of increase are Law charges Ra. 47,397 (including Ra. 20,000 paid to meet out of pocket expenses in connection with the suit against Government in respect of their contribution towards Primary Education) and Pensions, &c., Ra. 24,547.
F. Election expenses	45,393	Due to preparation of Electoral Roll for elections of 1932-33.
Debt charges	28,047	Decrease due to repayment of Ra. 8 Lakhs Loan in 1931-32.
II. Water Works—			
A. Establishment and Labour	12,902	Decrease due partly to savings in conveyance allowances the rates being revised and partly to less expenditure under extra and overtime labour.
B. Repairs and Maintenance	76,716	Decrease due to less expenditure in respect of maintenance of embankments from Tansa to Bandra, Repairs to leaks along Tansa Dam which were completed last year and Extraordinary repairs.
C. Meters	11,168	Due to more expenditure on the purchase of meters.
D. Miscellaneous	8,081	Increase due to more expenditure on chlorinating the Bombay Water supply and on Tools and Plant.
II. Water Works—			
Debt charges	26,549	Partly due to re-allocation of debt charges on the basis of actual expenditure incurred out of the recent loans and partly due to repayment of 35 Lakhs loan in 1930-31.
New Works	9,460	Smaller number of new works executed.
III. Education—Primary—			
A. Municipal Institutions	1,20,082	Increase mainly due to increased contribution to the Schools Committee.
IV. Education—Secondary—			
B. Aided Institutions	9,350	Due to increase in Grant-in-Aid to the Victoria Jubilee Technical Institute, for this and the last year.
V. Public Health—			
A. General Supervision	19,060	Due to savings on account of transfer of 8 Junior Medical Inspectors to Malaria Department and abolition of 8 posts of Medical Assistants (leave reserves).
C. Vaccination	24,074	In the previous year lymph in extra quantities was purchased due to smallpox epidemic.
New Works	9,973	Larger number of new works executed.

Budget Head.	Amount of Increase.	Amount of Decrease.	REMARKS.
	Rs.	Rs.	
VI. Medical Relief and Education—			
A. Hospitals and Dispensaries—			
(a) Infectious Diseases Hospitals	40,400	Decrease is mainly under the heads Establishment, diets and epidemics.
II. Arthur Road Hospital for Infectious Diseases—			
(c) Dispensaries for out-patients ..	7,161	Increase under Establishment and medicines.
D. Grants-in-Aid	21,533	Decrease is mainly due to less contribution having had to be paid to N. N. Wadia Maternity Home at Parel.
E. Anti-Tuberculosis League Dispensary.	10,422	Decrease under Establishment and diets.
G. K. E. M. Hospital	17,031	Decrease under Medicines and diets.
Debt charges ..	13,496	Increase due to debt charges on 40 Lakhs Loan (1930-31) being provided for for the first time for the full year in 1931-32.
VII. Street Cleansing and Conservancy—			
A. Street Cleansing and Conservancy—			
(a) Superintendence and Inspection..	12,511	Decrease mainly under Establishment.
(C) Street Cleansing—			
(a) Scavengering	62,230	Decrease is due to the reduction in the labour staff.
(b) Road Scraping ..	11,041	Increase is due to additional biggies transferred here from scavengering staff.
(e) Removal of Town Refuse	1,38,360	Decrease in Establishment owing to reduction of the cart drivers on account of introduction of lorries and in feed of bullocks owing to favourable prices for fodder, &c.
B. Transport of refuse to Deonar	39,681	Decrease under Establishment, Labour and Haulage charges.
C. Road watering	6,067	Decrease under Labour and Repairs and renewals.
D. Halalkhore Service—			
(a) Cleansing and Sanitation	89,853	Decrease under labour on account of reduction of Halalkhores due to subvention scheme.
(b) Bullock Traction	19,882	Decrease under labour charges and feed of bullocks.
(c) Miscellaneous ..	12,856	Increase mainly under Special Repairs and Water Supply.
New Works ..	11,643	Greater number of new works executed.
Debt charges ..	67,564	Increase due to debt charges on 40 Lakhs Loan (1930-31) being provided for for the first time for the full year in 1931-32.
VIII. Roads, Drains and Sewers—			
A. General	10,597	Decrease is due to re-organization of clerical and subordinate staff.
B. Maintenance of Roads	2,85,485	Due to less expenditure under Bituminous construction and Street improvements and to contribution to Renewal of Road Surfaces Fund not being required to be made as in the previous year.
C. Public Lighting	11,171	Due partly to replacements of incandescent oil lamps by Gas lamps and partly to reduction in the illumination of street lighting.
D. Cleansing of Drains and Sewers and Street connections.	28,376	Decrease under labour and hire of carts.

Budget Head.	Amount of Increase.	Amount of Decrease.	REMARKS.
	Rs.	Rs.	
VIII. Roads, Drains and Sewers—			
Debt charges	39,267	Increase partly due to debt charges on Rs. 40 Lakhs Loan (1930-31) being provided for for the first time for the full year in 1931-32 and partly due to debt charges on Rs. 8½ Lakhs Advance from Plant and Machinery Depreciation Fund during 1931-32.
IX. Mechanical—			
A. Pumping and Compressor Stations—			
(c) Pumping Station Love Grove	38,370	Decrease under Fuel and repairs on account of the introduction of new electric pumps.
C. Transport—			
1. General Establishment	14,763	Increase due to Establishment charges which were hitherto charged to different service heads are being charged under this head for the first time.
6. Upkeep of Motor ambulances ..	5,533	Do. do.
8. Removal of town refuse to Tardeo for transport to Deonar.	41,335	Increase under Running Expenses and Repairs and Maintenance owing to purchase of additional tractors and trailers.
9. Upkeep of Motor Silt waggons ..	13,158	Increase due to introduction of 3 more silt waggons.
New Works	7,071	No expenditure incurred on New Works in the previous year.
X. Buildings Land Acquisition and Management—			
A. City Engineer's Central Office Establishment.	5,848	Increase due to officiating arrangement in place of the City Engineer on leave and grant of a personal allowance to Mr. Roddan.
B. Inspection and Supervision of private buildings.	16,574	Due to reduction in Establishment owing to re-organization of the Engineering staff.
D. Land Acquisition and Management	18,313	Decrease under Establishment owing to the post of Assistant Engineer 1st grade having been kept in abeyance and under repairs.
Debt charges	2,03,569	Increase partly due to the increase in the amount of equated payment on the portion of Rs. 1,41,74,000 out of Rs. 2½ Crore Loan as approved under Corporation Resolution No. 5253 of 11th September 1928 and partly due to the re-allocation of debt charges on the basis of actual expenditure incurred out of the recent loans.
XI. Fire Brigade	24,158	Due partly to provision for a probationary officer in the previous year, the post being abolished in 1931-32 and partly to less expenditure under stores.
XIII. Gardens and Open spaces—			
A. Gardens	13,905	Decrease under feed of animals and Special repairs.
XIV. Markets and Slaughter Houses—			
(c) Slaughter Houses	8,735	Decrease under Establishment, Feed of cattle and Rates and Taxes.
New Works	7,493	Greater number of new works executed.
XV. Contribution to the City Improvement Trust.	43,695	Due to more realization of the General Tax.
XVI. Contribution to Provident Fund by the Municipal Corporation.	27,435	Due to increments to staff and large number of new entries from the labour class.

LOAN FUNDS.

18. In the Budget for 1931-32 the loan to be raised in that year was estimated at Rs. 20 lakhs but owing to denotifications of certain lands in Hornby Road to Ballard Pier Scheme originally proposed to be acquired and owing to savings accrued on completed works the amount of the proposed loan was reduced by Rs. 6½ lakhs. Owing to the condition of the unfavourable money market the Corporation, instead of raising the money in the open market, sanctioned an advance of Rs. 8½ lakhs from Special Funds on the basis of 5 per cent. interest and repayment by means of equated payments within 20 years and of Rs. 5 lakhs from the Surplus Cash Balance to be repaid from future loans.

LOAN WORKS EXPENDITURE.

19. The opening balance on 1st April 1931 on account of Loan Funds including the Trust Funds was Rs. 16,01,200. During the year, an advance from the Special Funds of Rs. 8½ lakhs was taken for partly financing the Loan Works expenditure. There were accretions to Trust Funds of Rs. 2,26,935 (Rs. 2,19,912 donation and Rs. 7,023 interest realised thereon) on account of donations, &c., received, as detailed in Appendix No. 7. The total funds thus available were Rs. 26,78,135. Out of this amount Rs. 175 were repaid to the Net Premia Fund which was drawn upon to that extent in 1930-31 for the repayment of Rs. 40 lakhs Loan, the balance available for expenditure being Rs. 26,77,960. The actual expenditure incurred on the Loan Works during the year amounted to Rs. 20,17,976 leaving an unspent balance of Rs. 6,59,984 at the close of the year against the estimated closing balance of Rs. 1,41,184 as in the Budget.

20. The following statement contrasts the expenditure on Capital Works with the Budget and the Revised Estimates during the last five years:—

Year.	LOAN AND TRUST FUNDS.			Percentage by which Actuals fall short of Budget Estimates.	Percentage by which Actuals fall short of Revised Estimates.
	Budget Estimates.	Revised Estimates.	Actuals.		
1927-28	93,44,033	1,02,27,849	71,69,061	23	30
1928-29	71,37,728	73,09,929	54,27,075	24	26
1929-30	40,68,116	43,86,347	29,43,178	28	33
1930-31	30,65,638	24,05,724	14,16,223	53	41
1931-32	*21,17,849	*18,58,887	*13,42,975	37	28

* These figures do not include the amounts on account of subvention and discount, &c., charges in respect of new loans.

It may be further noted that the Revised Estimates exclusive of the amount for subvention prepared by the Departmental Officers were cut down by the Commissioner from Rs. 22,54,553 to Rs. 19,50,887. The estimates adopted by the Standing Committee and the Corporation were for Rs. 25,33,887 including Rs. 6,75,000 on account of subvention. The amount of Rs. 13,42,975 shown as the actual expenditure is arrived at as follows:—

	Rs.
Expenditure as shown in the summary of Appendix No. 8 ..	20,17,975
Less—Expenditure on account of subvention	6,75,000
	Rs. 13,42,975

It will be seen from the above that the Departmental Officers' demand was for Rs. 22½ lakhs which was cut by Rs. 4 lakhs to Rs. 18½ lakhs in the Revised Estimates and yet the actuals booked amounted to even less than Rs. 13½ lakhs i.e., 28 per cent. less than the Revised Estimates. Allowing for a saving of Rs. 70,000 on completed works, this percentage is reduced to 24. I have repeatedly drawn attention in the previous reports to this disparity between

Estimates and Actuals and the attendant increase in interest charges due to over-borrowing when borrowing from the public is resorted to. The year under report shows some improvement compared to the preceding two years but if the fact that the Revised Estimates are framed at a time when we are well in advance in the year and with *data* available of at least six months thereof, the present rate of percentage by which the actuals are out of the Revised Budget must be considered far from satisfactory. It is not only desirable but essential that approximation of Actuals to Revised Estimates should be attained in greater degree, to prevent unnecessary borrowing.

Appendix No. 8.

21. The following statement shows the figures of actual expenditure as compared with the Revised Estimates under the Major Heads :—

	Revised Estimates.	Actuals.
LOAN WORKS.		
	Rs.	Rs.
II.—Water Works, Ordinary	24,520	19,000
Tansa Triplication	39,625	19,619
III.—Education, Primary	63,780	63,712
VI.—Medical Relief and Education	23,818	22,660
VII.—Street Cleansing, Conservancy, Road Watering and Halalkhore Service	6,75,180	6,75,180
VIII.—Roads, Drains and Sewers	11,74,878	8,17,745
IX.—Mechanical	1,88,000	1,84,450
X.—Buildings, Land Acquisition, &c.	2,43,219	1,58,430
XII.—Gardens and Open Spaces	Cr. 1,990
XIV.—Markets and Slaughter Houses	14,725	2,607
Total Rs. ..	24,47,745	19,61,713

22. Following the classification made by Sir Vishvesvaraya of all the Loan Works under three distinctive groups for the purpose of appraising the distinctive character and value to the City in relation to the outlay, the allocation of outstanding debt as at 31st March 1932 and the debt charges involved will be seen from the following :—

Particulars of City service.	Amount of Loan outstanding on 31st March 1932.	Debt Interest.	Sinking Fund and repayments.	Bank's Commission and miscellaneous Loan charges.	Total Debt charges.
	Rs.	Rs.	Rs.	Rs.	Rs.
General services	9,42,19,715	49,61,473	23,20,335	13,180	72,94,988
Self supporting services—					
Water Works	7,84,70,243	42,81,642	12,90,406	11,586	55,83,634
Markets and Slaughter Houses ..	45,65,287	2,72,108	1,00,407	481	3,72,996
Total Rs. ..	8,30,35,530	45,53,750	13,90,813	12,067	59,56,630
Grand Total Rs. ..	17,72,55,245	95,15,223	37,11,148	25,247	1,32,51,618

SINKING FUNDS.

23. From Appendix No. 10 it will be seen that taking the securities at book value, and the cash with the Imperial Bank of India, viz., Rs. 3,15,66,516 and including interest accrued of Rs. 4,58,840 the invested balance of the Sinking Funds on 31st March 1932 amounted to Rs. 3,20,25,356. Valuing the Municipal Debentures at par, the market value of Sinking Fund Investments held on 31st March 1932 comes to Rs. 3,00,19,631. The amount of interest accrued upto 31st March 1932 is Rs. 4,58,840 and cash with the Imperial Bank of India is Rs. 396. The total amount of Sinking Fund Investments so valued comes to Rs. 3,04,78,867 against Rs. 3,14,39,456 the amount to which the Sinking Funds should have accumulated upto 31st March 1932. The Sinking Fund Investments thus fall short of the actual requirements by Rs. 9,60,589. In accordance with Corporation Resolution No. 202 of 11th April 1927 this deficit has been made good by holding the securities of the face value of Rs. 13,95,200 having a market value of Rs. 9,60,302 plus cash of Rs. 287 in the Sinking Funds Investment Reserve Fund Account.

24. The following statement summarises the debt position at the end of the year :—

Year.	Debt outstanding.	Sinking Fund accumulations.	Debt charges.
	Rs.	Rs.	Rs.
1929-30	18,09,63,341	3,14,02,082	1,30,34,567
1930-31	17,94,36,065	3,06,71,480	1,29,85,715
1931-32	17,72,55,245	3,27,97,996	1,32,51,618

LIABILITIES AND ASSETS.

Appendices Nos. 5 & 7.

25. It will be seen that the gross revenue liabilities of the Corporation stood at Rs. 1,72,10,326 the assets being Rs. 2,38,66,574. The difference of Rs. 66,56,248 represents the Surplus Revenue Funds as shown in Appendix No. 2.

26. The gross capital liabilities of the Corporation including the balances available on account of Trust Fund and Worn-out Water Mains Renewal Fund stood at Rs. 17,82,16,980 at the close of the year under report and the assets at Rs. 28,21,14,935 resulting in a surplus of Rs. 10,38,97,955 the details of which are shown in Appendix No. 7.

Investments and Invested Balances.

27. The total sum of investment and re-investment excluding Sinking and Special Funds during the year aggregated Rs. 10,92,71,215 and the average number of days during which this sum remained invested was 30.09. This is equivalent to an investment of Rs. 90,10,003 throughout the year. The details are as follows :—

Particulars.	Amount.	Average No. of days.
	Rs.	
(1) Current Account Deposits	49,75,000	22.81
(2) Fixed Deposits	1,18,76,300	33.99
(3) Deposits at call and at 7 days' notice	6,73,25,000	5.55
(4) Three months' Government of India Treasury Bills	2,21,72,102	83.97
(5) Six months' Government of India Treasury Bills	29,22,813	183.33
Total Rs. ..	10,92,71,215	30.09

The interest earned during the year amounted to Rs. 6,99,048 and the details are as follows :-

	= Rs.
(1) On Current Account Deposits at a rate between 2 per cent. and 3 per cent.	8,240
(2) On fixed Deposits	61,488
(3) On Deposits at Call	52,315
(4) On three months' Government of India Treasury Bills ..	3,48,559
(5) On six months' Government of India Treasury Bills ..	77,187
	5,47,789
(6) On Investments in Government and other Securities ..	1,51,259
	6,99,048
Total Rs. ..	6,99,048

The average rate of interest on current account deposits was 2.65 per cent. against 2.44 per cent. in the preceding year. The average rate of interest on fixed deposits was 5.55 per cent. against 5.18 per cent. in the preceding year and on deposits at call was 5.11 per cent. against 4.02 per cent. in the preceding year. The average rate of interest on three months' Government of India Treasury Bills was 6.83 per cent., and that on six months' Government of India Treasury Bills was 5.26 per cent. The rate realised for fixed deposits ranged from 3½ per cent. to 6½ per cent. and on deposits at call from 3½ per cent. to 6½ per cent. The maximum rates realised in the preceding year were 6 per cent. on fixed deposits and 6½ per cent. on deposits at call.

The average rate of interest on all deposits was 6.07 per cent. as against 4.49 per cent. in the preceding year.

SPECIAL FUNDS.

Appendices Nos. 6 & 16.

28. The opening balances to the credit of the different special funds, the additions made thereto, and the withdrawals made therefrom and the closing balances during the year are shown in Appendix No. 6. The details of different investments and the current market value are shown in Appendix No. 16 while Appendices Nos. 5 & 7 contain the total amount of paper held in each fund and the cash balance to its credit at the Imperial Bank of India.

WATER WORKS ACCOUNT.

Appendix No. 12.

INCOME AND EXPENDITURE ACCOUNT.

29. The following statement shows the Income and the Expenditure for the year as contrasted with the Budget Estimates and the Actuals for the preceding year :-

	1931-32.		Actuals for 1930-31.	Increase or decrease as compared with.	
	Budget.	Actuals.		The Budget	The previous year's actuals.
	Rs.	Rs.	Rs.	Rs.	Rs.
Income—					
On value	30,13,600	29,99,657	31,47,442	— 13,943	— 1,47,785
By measurements ..	30,49,000	32,23,944	31,01,735	+1,74,944	+1,22,209
Miscellaneous	2,07,000	1,95,185	2,27,183	— 11,815	— 31,998
	62,69,600	64,18,786	64,76,360	+1,49,186	— 57,574
Expenditure—					
Maintenance	12,59,275	11,91,970	12,66,526	— 67,305	— 74,556
Debt Charges	55,74,642	55,83,634	56,10,183	+ 8,992	— 26,549
	68,33,917	67,75,604	68,76,709	— 58,313	— 1,01,105
	— 5,64,317	— 3,56,818	— 4,00,349

Appendix No. 13.

ASSETS AND LIABILITIES.

30. The liabilities at the close of the year stood at Rs. 9,49,79,067 and the assets aggregated Rs. 11,20,09,739. The excess of assets over liabilities thus amounted to Rs. 1,70,30,672.

MARKETS AND SLAUGHTER HOUSES ACCOUNT.

Appendix No. 13A.

INCOME AND EXPENDITURE ACCOUNT.

31. The following statement shows the Income and Expenditure for the year as compared with the Budget Estimates and the Actuals for the preceding year :—

	1931-32.		Actuals for 1930-31.	Increase or decrease as compared with.	
	Budget.	Actuals.		The Budget.	The previous year's actuals.
	Rs.	Rs.	Rs.	Rs.	Rs.
Income	11,57,000	11,51,471	11,66,975	-5,529	-15,504
Expenditure under IX—Mechanical C—Transport ..	95,048	1,00,790	98,023	+5,742	+2,767
Under XIV—Markets and Slaughter Houses.	7,07,907	7,16,619	7,25,038	+8,712	-8,419
	8,02,955	8,17,409	8,23,061	+14,454	-5,652
Total ..	+3,54,045	+3,34,062	+3,43,914

SUSPENSE ACCOUNTS.

WORKSHOPS.

Appendix No. 14.

32. A reference to the Income and Expenditure Account which appears in this appendix will show that the value of the departmental works carried out during the year was Rs. 2,18,069, a decrease over 1930-31 of Rs. 26,900.

The expenditure on maintenance and repairs of the shops machinery and buildings has decreased by Rs. 9,081 and also that on salaries, office expenses and general charges by Rs. 9,410.

The percentage rate to be added to the labour cost for recouping overhead charges was 50 per cent. upto 31st August 1931 and 70 per cent. from 1st September 1931 *vide* Corporation Resolution No. 4192 of 6th August 1931.

33. The following statement shows the opening and closing balances of recoverable advances for the year 1931-32 :—

	Balance at the beginning.	Balance at the close.	REMARKS.
	Rs.	Rs.	
Departmental Works	7,748	23,161	Includes charges in connection with the work of paving open spaces at the Bandra Slaughter Houses adjusted during 1932-33.
Private Works	25,751	27,471
Asphalt Plant, crushers, &c. ..	81,293	3,969	The closing balances of stocks on hand at Asphalt Plant at Sewri and Love Grove Crushers and for Mechanical Transport aggregated 70,114
			Less—Credit balance for profit on Asphalt Plant for 1931-32 to be adjusted during 1932-33 66,145
			Rs. 3,969
Municipal Officers	21,567	22,306
Advances from Special Funds for Capital Works.	8,50,000	Represents advance from the Plant and Machinery Depreciation Fund for financing Capital expenditure repayable by means of equated payments on the basis of 5 per cent. interest within 20 years as sanctioned under Corporation Resolution No. 4824 of 24th August 1931.
Charges met out of advance from Plant and Machinery Depreciation Fund for levelling, metalling, &c., private streets.	1,46,700	1,33,119	Represents the outstanding balance of recoveries to be made from various frontagers, &c., of private streets for cost of improvements carried out under Section 489 of the Municipal Act.
Miscellaneous advances	7,06,849	5,12,230	Includes Rs. 5,00,000 on account of advance from Surplus Cash Balance for conversion of insanitary basket privies into water-closets pending adjustment against a loan to be raised in 1932-33.
Building Certificate forms, &c. ..	32	11
B. B. & C. I. and G. I. P. Railways.	8,000	8,000	For meeting freight, &c., charges in respect of cement purchased by us from the Cement Companies.
Municipal Contractors	499
Municipal Tenderers..	2
Purchase of coal	34,231	33,161	Represents the value of coal on hand at the close of the year.
Purchase of petrol	1,611	3,099	Shows the value of petrol on hand at the close of the year together with outstanding bills.
Municipal Workshops	65,286	34,600	The details will be found in Appendix No. 14-A.
Total Rs. ..	10,99,567	16,51,129	

DEPOSITS.

Appendix No. 14C.

34. The opening balances on 1st April 1931 stood at Rs. 14,68,469. The credits during the year amounted to Rs. 42,34,534 and the debits to Rs. 42,39,919. The closing balances aggregated Rs. 14,63,084 resulting in a decrease of Rs. 5,385 as compared with the previous year. There were decreases of Rs. 21,935 under Cash Deposits from tenderers, Rs. 90,724 under Cash Deposits from private parties received through departmental officers (City Engineer) and Rs. 17,200 under Paper Deposits kept in office counter-balanced by increases mainly under Cash Deposits from private parties received through departmental officers (Assessor and Collector) of Rs. 83,282 under Other Cash Deposits of Rs. 14,789 and under Paper Deposits from contractors kept in office of Rs. 22,400.

RESERVE STOCK.

35. The opening balance and the receipts of General Stores during the year as per my books were Rs. 3,52,720 and Rs. 4,02,040 respectively and the issues amounted to Rs. 4,61,227. The closing balance of general stores was therefore Rs. 2,93,532, i.e., less by Rs. 59,187 than the opening balance.

36. The verification of the reserve stock for the year 1931-32 was commenced in November 1931 and completed in March 1932. It is satisfactory to note that this year there were minor discrepancies in the stock resulting in a net excess of Rs. 48-2-0 only.

DEPARTMENTAL STOCK VERIFICATION.

37. The first regular verification of all stocks of consumable stores, Plant, Machinery, Animals, Furniture, &c., was completed in June 1930. The second verification was commenced in the same month and continued throughout the year when the verification of all the offices in A, B, C, D & E Wards was completed. Particular attention was given this time to the system of recording receipts and issues since the previous verification, so as to ensure that all new purchases were correctly recorded and disposals of all articles properly sanctioned. A few cases of missing property were discovered and the articles were either subsequently traced or a satisfactory explanation of their disposal obtained.

During the year the second detailed verification of the Central Stores was also completed and there was an improvement in the records of receipts and issues.

The appointment of a permanent stock verifier in place of one appointed annually for the verification of the Central Stores only has proved advantageous inasmuch as better control over stocks is now being exercised by all the departments.

38. The balances of General Serviceable Stores in charge of the Storekeeper are compared below for the last five years :—

						Rs.
Balance at the close of 1927-28..	4,64,508
Do. do. 1928-29..	4,87,922
Do. do. 1929-30..	4,75,227
Do. do. 1930-31..	3,52,720
Do. do. 1931-32..	2,93,533

Capital Stores.

The opening balance of Rs. 3,65,555 together with the receipts of Capitals Stores during the year aggregated Rs. 4,58,053 and the issues Rs. 1,59,872 thus resulting in a decrease of Rs. 67,374 in the closing balance of capital stores as compared with the opening balance.

Street Improvements.

39. The provision made in the Revised Loan Works Budget for meeting claims on account of acquisition of set-backs was Rs. 2,00,000 the expenditure being Rs. 1,46,535.

After deducting all ascertained time-barred claims, the undischarged commitments upto 31st March 1932 in regard to set-backs already acquired and sanctioned to be acquired amounted to Rs. 11,34,004 against which we have a provision of Rs. 2,00,000 in the 1932-33 budget. In addition to this, further liabilities may be expected on account of further acquisition of set-backs that will be sanctioned during the year 1932-33.

Levelling, Metalling, &c., Private Streets.

40. The expenditure on the improvement of private streets is financed in the first instance from the Plant and Machinery Depreciation Fund pending recovery from the houseowners.

The following statement shows the figures of advance sanctioned, expenditure incurred and recoveries made during the last five years :—

Year.	Grant Advance from Plant and Machinery Depreciation Fund.	Expenditure.				Recoveries inclusive of interest and supervision charges.
		Actual expenditure on works.	Supervision charges.	Interest, &c., on advance.	Total.	
	Rs.	Rs.	Rs.	Rs.	Rs.	Rs.
1927-28 ..	2,36,041	76,105	16,323	13,134	1,07,562	1,37,699
1928-29 ..	2,00,000	29,353	13,465	10,103	52,921	97,541
1929-30 ..	1,28,000	40,988	8,488	8,759	58,235	69,735
1930-31 ..	1,17,600	18,512	9,445	7,946	35,903	66,905
1931-32 ..	61,610	35,086	8,692	6,607	50,385	63,968
Total	3,05,006	4,35,846

The amount of recoveries to be made, outstanding on 1st April 1927 was Rs. 2,63,959. Adding Rs. 3,05,006 on account of expenditure incurred during the years 1927-28 to 1931-32 and deducting Rs. 4,35,846 recovered during the same period, the amount outstanding at the close of the year 1931-32 comes to Rs. 1,33,119 as shown in Appendix No. 5.

Conversion of Insanitary Privies into Water-closets.

41. The scheme of accelerating the conversion of insanitary basket privies into water-closets by subsidising houseowners was sanctioned under Corporation Resolution No. 2087 of 14th June 1927. The total number of privies in sewered area to be converted was estimated at 33,000. The payment of subvention during each year is made in the first instance from the Surplus Cash Balance which is replenished by raising a loan of an equivalent amount in the next financial year. Subventions granted to houseowners were at the rate of Rs. 100 per seat upto 30th September 1929 and thereafter at Rs. 75 per seat upto 30th April 1931. The rate has been further reduced to Rs. 50 per seat from 1st May 1931 to 30th November 1931, no subsidy being payable after 1st December 1931.

The following statement shows the number of privies converted and the subsidy granted for the last four years :—

Year ending.	No. of privies converted at Rs. 100 per seat.	Amount.	No. converted at Rs. 75 per seat.	Amount.	No. converted at Rs. 50 per seat.	Amount.	Total.	
							No. converted.	Amount paid.
		Rs.		Rs.		Rs.		Rs.
31-3-1929	904	90,400	904	90,400
31-3-1930	4,752	4,75,200	4,752	4,75,200
31-3-1931	4,878	4,87,800	2,496	1,87,200	7,374	6,75,000
31-3-1932	909	99,000	5,304	3,97,800	46	2,300	6,349	5,00,000
	11,533	11,53,300	7,800	5,85,000	46	2,300	19,379	17,40,600

The number of halalkhores before the commencement of the conversion was 2,021 and on 31st March 1932 the number was reduced to 1,000. Allowing for a part of the reduction due to redistribution of the work, the saving on account of the pay of 1,021 halalkhores amounts to Rs. 2,87,922 per annum as against the debt charges of Rs. 1,38,153 per annum on a loan of Rs. 17,40,600.

GENERAL REMARKS.

(The figures are in lakhs.)

42. It will be seen from paragraph 3 of the report that the result of the year's working has disclosed an actual deficit of Rs. 4.15 as against the budgetted deficit of Rs. 8.32. It may therefore appear that the year under report has proved to be more satisfactory than what was estimated in the Budget. A careful examination of some of the chief sources of income will however reveal enough ground for anxiety especially in regard to the revenue from Town and Cotton Duties. The budgetted income from these sources was Rs. 15.50 and Rs. 14.00 respectively. The actual income is however Rs. 11.59 from Town Duties and Rs. 7.37 from Cotton Duty, the decrease thus being Rs. 3.91 and Rs. 6.63 respectively. On a reference to the Revised Estimates of income for the year it will be seen that the estimated income as based on the actuals for the first eight months was Rs. 15.00 from Town Duties and Rs. 12.00 from Cotton Duty, i.e., less by only Rs. .50 and Rs. 2.00 than the budget estimates. The extraordinary fall in these receipts therefore occurred during the remaining four months of the year and can only be attributed to the disturbed political conditions and consequent fall in imports of dutiable articles, especially in the import of sugar the net income from which amounts to Rs. 2.12 as against Rs. 7.74 of the preceding year. The gross receipts from Cotton Duty for the year amounted to Rs. 17.20 as against Rs. 29.51 of the preceding year, the Municipal share being Rs. 7.37 as against Rs. 12.65 for the respective periods. The aggregate fall in the receipts from these two sources amounts to Rs. 10.54. It will thus be seen that the position at the end of the year would have been very serious but for the receipt of arrears of general tax from the Port Trust and from the Mills and other increased income as mentioned hereafter.

The receipts from Port Trust on account of general tax are more by Rs. 2.41 and from the Mills by Rs. 3.41. In regard to the increase in receipts from Mills it must be borne in mind that the valuation of Mill properties was in dispute since 1929-30 and although the amount deposited by the Mills pending the settlement of the dispute has been taken credit for in the accounts for the year, the amount paid by the Mills is only provisional. The Award of the Arbitrators to whom the dispute was referred has been made during the current year and the valuation of the Mills according to the method laid down in the Award is in progress. Until the valuation is finally determined it will not be possible to say the extent to which the amount that has been taken credit for in the year under report is correct. The receipts from Government in lieu of general tax are more by Rs. .30 but those from the Public, City Improvement Trust and the two Railways are less by Rs. .66, Rs. .19 and Rs. .62 respectively. The net result on account of general tax is an increase of Rs. 4.65 over the budgetted figure.

The next item in importance which has helped in easing the situation is the income from interest on Investments of Surplus Funds, which shows an increase of Rs. 3.09 over the budgetted estimate and is due to the high rates of interest during the period. The receipts from Tobacco Duty are more by Rs. .34. The revenue from Water is more by Rs. 1.49 due to increased consumption of water by measurement and that from Halalkhore Tax is more by Rs. 1.31. Licenses for dangerous and offensive trades for squatters and hawkers and fees for removal of encroachments as well as for advertisements show a greater income by Rs. .68 over the budgetted estimate. It will thus be seen that the greater portion of the increased income which has become available to ease the situation during the year under report will not be available in the following years. In the case of Mills we may perhaps have to refund a portion of the amount paid by them. What has been of more permanent value is the decrease in expenditure which is less by Rs. 5.97 than the budgetted expenditure. As compared with the expenditure for the year 1931-32 the expenditure for the year under report shows a decrease of Rs. 3.19

which result is all the more remarkable when we bear in mind that the Debt Charges have increased by Rs. 2.66 and the Municipal contribution for Primary Education was more by Rs. 1.20.

As regards the Loan Works Expenditure it is somewhat satisfactory to note that the percentage of variation of the actual expenditure from the Revised Estimates shows a decrease of 13 per cent. as compared with the previous year, the percentages being 28 and 41 respectively. Although the percentage has thus decreased the actual percentage of 28 is still a large figure. The position in this respect will not be considered as wholly satisfactory until the percentage is brought down to a figure within 10 per cent. I therefore hope that no effort will be spared to decrease the percentage of variation between actuals and estimates still further so as to bring it down within such limit.

I have the honour to be,

Sir,

Your most obedient servant,

M. R. TAMBE,

Chief Accountant.

. *Appendices.*

- No. 1.—General Financial Statistics.
- No. 2.—Statement of Surplus Revenue Fund.
- No. 3.—Statement showing the Income realised during 1931-32 as compared with estimates for the year as also with the actuals for the preceding year.
- No. 4.—Statement showing the Expenditure during 1931-32 as compared with the Revised Estimates and the Actuals for the preceding year.
- No. 5.—Balance Sheet (Revenue) as at 31st March 1932.
- No. 6.—Statement of Special Funds for 1931-32.
- No. 7.—Balance Sheet (Capital Funds) as at 31st March 1932.
- No. 8.—Block Account, showing details of Capital Expenditure upto 31st March 1932.
- No. 9.—Statement showing (1) the total amount of Municipal loans raised, (2) the expenditure incurred there-against and (3) the invested balances of the loans on 31st March 1932.
- No. 10.—Statement showing the actual investment on account of the Sinking Fund of different loans upto 31st March 1932 compared with the amounts which should have accumulated upto that date on the basis of the fixed instalments and the sums set aside as Sinking Fund as at 31st March 1932.
- No. 11.—Statement showing outstanding loans due by the Municipality, the interest outstanding on 1st April 1931 on the different loans, the amounts payable for the year 1931-32, the amounts paid by the Imperial Bank of India and office during that year and the balances outstanding on 31st March 1932.
- No. 12.—Water Works, Income and Expenditure Account, including statement of income realizations for 1931-32, and preceding five years from water supply through meters.
- No. 13.—Water Works Assets and Liabilities.
- No. 13A.—Markets and Slaughter Houses, Income and Expenditure Account for 1931-32.
- No. 14.—Municipal Workshops Income and Expenditure for the year 1931-32.
- No. 14A.—Municipal Workshops Balance Sheet as at 31st March 1932.
- No. 14B.—Statement of Advance Accounts for 1931-32.
- No. 14C.—Statement of Deposit Accounts for 1931-32.
- No. 14D.—Statement of Reserve Stores Stock Accounts for 1931-32.
- No. 14E.—Statement of Interest accrued but not paid in respect of the Municipal loans outstanding on 31st March 1932.
- No. 15.—Statement of amounts of receipts and expenditure respectively credited and debited to the Municipal Fund during the year 1931-32 and the balance at the credit of the Fund at the close of the year 1931-32 (i.e., 31st March 1932).
- No. 16.—Comparison of Face, Purchase and Market Values at 31st March 1932 of the different securities held in the Special Funds.
- No. 16A.—Comparison of Face, Purchase and Market Values at 31st March 1932 of the different securities held in the Sinking Funds.
- No. 16B.—Statement showing amounts of and the objects for which the donations held under Public Monuments Maintenance Fund are received from different parties upto 31st March 1932.
- No. 16C.—Statement showing the amounts of and the object for which the endowments held under Endowments Fund were received from different parties upto 31st March 1932.
- No. 17.—Statement of Town Duties collected and refunds allowed in 1931-32.
- No. 18.—Statement of net proceeds of Cotton Duty during 1931-32 and the share of the Government and the Municipality.
- No. 19.—Statement of the Income of the Bombay Municipality from 1865 to the close of the financial year 1931-32.
- No. 20.—Statement of the Expenditure of the Bombay Municipality from 1865 to the close of the financial year 1931-32.
- No. 21.—Contrasted statement of Income and Expenditure from the year 1865 to the financial year 1931-32.

Appendix No. 1.

General Financial Statistics.

	1927-28.	1928-29.	1929-30.	1930-31.	1931-32.
<i>General.</i>					
1. Area of the City (acres) ..	15,336	15,536	15,690	15,714	15,714
2. Population	12,93,796	13,13,443	13,33,090	11,61,383	11,61,383
<i>Rates and Assessments.</i>					
3. Ratable value .. Rs.	12,57,19,783	12,74,89,831	13,31,79,886	13,50,26,397	13,18,35,939
4. Ratable value per head of population	Rs. 97-2-9	Rs. 97-1-1	Rs. 99-14-5	Rs. 116-10-4	Rs. 113-8-3
5. Properties registered in the Assessment Book ..	47,198	47,705	46,544	46,515	46,554
<i>Income.</i>					
6. General Tax at 11 per cent.	Rs. 1,26,61,950	Rs. 1,26,09,968	Rs. 1,27,10,958	Rs. 1,29,50,889	Rs. 1,29,37,243
7. Income from other sources	1,90,46,338	1,89,23,415	2,04,29,140	1,90,95,783	1,89,76,933
Total Income	Rs. 3,17,08,288	Rs. 3,15,33,383	Rs. 3,31,40,098	Rs. 3,20,46,672	Rs. 3,19,14,176
8. Incidence of Taxation per head	Rs. 24-3-1	Rs. 23-10-2	Rs. 24-9-2	Rs. 24-1-2	Rs. 23-2-0
<i>Loans.</i>					
9. Debt outstanding ..	Rs. 18,74,72,395	Rs. 18,48,59,325	Rs. 18,09,63,341	Rs. 17,94,36,065	Rs. 17,72,55,245
10. Redemption and Sinking Funds in hand or invested	2,97,74,441	3,07,67,782	3,14,02,082	3,06,71,480	3,27,97,995
11. Net Loan Debt	15,76,97,954	15,40,91,543	14,95,61,259	14,87,64,585	14,44,57,250
12. Net Debt per head of population	Rs. 121-14-2	Rs. 117-5-1	Rs. 112-3-1	Rs. 128-8-3	Rs. 124-6-2
<i>Expenditure.</i>					
13. Primary Education ..	Rs. 29,76,706	Rs. 28,68,473	Rs. 30,04,303	Rs. 29,44,897	Rs. 30,61,145
14. Medical Relief and Education	15,86,687	16,27,649	16,90,793	18,23,641	17,40,480
15. <i>Water Works.</i> Maintenance	9,21,581	11,33,109	11,97,865	12,66,526	11,91,970
Debt charges	57,80,854	57,13,492	56,63,099	56,10,183	55,83,634
16. Other City services ..	1,46,71,677	1,49,84,862	1,40,73,301	1,36,26,773	1,30,83,516
17. Debt charges—excluding water works	55,58,370	64,22,693	73,71,468	73,75,532	76,67,984
Total Expenditure	Rs. 3,14,45,875	Rs. 3,27,50,278	Rs. 3,30,00,829	Rs. 3,26,47,552	Rs. 3,23,28,729

M. R. TAMBE,
Chief Accountant.

H. K. KIRPALANI,
Municipal Commissioner.

APPENDIX No. 2.

Revenue Account for the year ended 31st March 1932.

Particulars.	Details.	Total.	Particulars.	Details.	Total.
	Rs. a. p.	Rs. a. p.		Rs. a. p.	Rs. a. p.
To Revenue Expenditure as per Appendix No. 4 ..		3,23,28,729 0 5	By Revenue of previous year renewed for payment of contribution to C. I. Trust during 1931-32.		23,54,568 1 2
„ Revenue Expenditure to be incurred in 1932-33 and provided for as renewed grants.	4,39,052 0 0		„ Revenue of previous years renewed for the year 1931-32.		6,17,834 12 6
„ Contribution payable to C. I. Trust during 1932-33.	23,52,241 15 11	27,91,298 15 11	„ Revenue Receipts as per Appendix No. 3..		3,19,14,176 5 10
			„ Balance being deficit for the year ..		2,33,643 12 10
		3,51,20,023 0 4			3,51,20,023 0 4
Deficit for the year		2,33,643 12 10	Surplus Revenue Fund as at 1st April 1931		68,89,892 3 1
Balance being Surplus Revenue Fund as at 31st March 1932 as per Appendix No. 5.		66,56,248 6 3			68,89,892 3 1
		68,89,892 3 1			68,89,892 3 1

M. R. TAMBE,

Chief Accountant.

H. K. KIRPALANI,

Municipal Commissioner.

Appendix

I N

STATEMENT showing the Net Receipts during the Financial year 1931-32 from all sources as

Actuals for 1930-31.	PARTICULARS.	Details of Actuals.	Actuals for 1931-32.	Budget Estimate for 1931-32.
1	2	3	4	5
Re. a. p.	1.—General Tax, Indirect Taxation and Miscellaneous Revenue.	Rs. a. p.	Rs. a. p.	Rs. a. p.
	A—General Tax at 11 per cent.—			
96,70,512 4 9	(1) From the Public	91,18,509 15 1		91,84,500 0 0
5,70,304 1 8	(2) " Government	5,50,798 7 6		5,20,500 0 0
9,76,871 4 0	(3) " Port Trust	12,16,518 12 0		9,75,600 0 0
2,73,600 5 0	(4) " C. I. Trust	2,86,422 0 0		2,85,900 0 0
5,09,487 5 0	(5) " Mills	12,45,617 3 0		9,04,800 0 0
7,05,109 4 0	(6) " G. I. P. Railway	3,45,923 8 0		3,52,800 0 0
2,46,154 12 0	(7) " B. B. & C. I. Railway	1,93,453 4 0		2,48,400 0 0
1,29,50,889 4 8			1,29,37,243 1 7	1,24,72,500 0 0
	B—Town Duties—			
24,43,230 2 6	(1) Through Port Trust	21,59,611 2 0		25,50,000 0 0
3,33,767 1 1	(2) " G. I. P. Railway	4,34,825 8 0		3,25,000 0 0
1,78,177 0 2	(3) " B. B. & C. I. Railway	1,87,457 13 11		1,75,000 0 0
29,55,174 3 9			27,81,894 7 11	30,50,000 0 0
18,16,206 1 2	Less—Refunds and Commission charges.		16,22,765 4 0	15,00,000 0 0
16,38,968 2 7			11,59,129 3 11	15,50,000 0 0
12,65,114 6 10	C—Cotton Import Duty (Munl. Share 1/4th of net receipts)		7,37,367 1 8	14,00,000 0 0
	D—Licenses—			
5,145 7 6	(1) Land, Conveyance, Music Licenses (issued by the Commissioner of Police)		2,840 10 0	5,000 0 0
1,43,750 0 0	E—Liquor Licenses—Commutated payment from Government (Act V of 1878) ...		1,43,750 0 0	1,43,750 0 0
3,71,451 14 0	F—Tobacco Duty—Net receipts from Government (Act IV of 1857) ...		4,19,345 14 4	3,85,000 0 0
5,15,929 2 0	G—Interest and Profit on Investments of Surplus Loan and other Balances ...		6,99,047 14 11	8,90,000 0 0
	H—Miscellaneous—			
8,433 6 6	(1) Contribution from Munl. servants towards Pensions, etc., Fund ...	7,869 6 0		10,000 0 0
56,399 4 0	(2) Fines for offences against the Law.	34,338 1 0		85,000 0 0
6,555 2 8	(3) Sale proceeds of unserviceable Tools and Plant	6,261 13 9		6,000 0 0
29,008 5 7	(4) Miscellaneous receipts	17,870 11 3		15,000 0 0
6,158 4 7	(5) Miscellaneous fees	6,012 14 4		7,000 0 0
1,14,757 3 7	(6) Rent of buildings and lands ...	1,27,167 12 4		1,00,000 0 0
2,21,310 10 11	Total, H—Miscellaneous ...		1,99,520 10 7	2,23,000 0 0
1,71,12,559 0 1	Carried forward Rs. ...		1,62,98,245 9 0	1,65,69,250 0 0

No. 3.
COM E.

contrasted with the Actuals for 1930-31, the Original Budget Estimate and the Revised Estimate.

Revised Estimate for 1931-32.	Compared with the Actuals for 1930-31.		Compared with the Original Estimate.		Compared with the Revised Estimate.	
	Increase.	Decrease.	More.	Less.	More.	Less.
6	7	8	9	10	11	12
Rs. a. p.	Rs. a. p.	Rs. a. p.	Rs. a. p.	Rs. a. p.	Rs. a. p.	Rs. a. p.
98,03,000 0 0	5,52,002 5 8	65,990 0 11	1,84,490 0 11
5,20,500 0 0	19,405 10 0	30,298 7 6	30,298 7 6
12,16,700 0 0	2,40,647 8 0	2,40,918 12 0	181 4 0
2,58,500 0 0	7,178 5 0	19,478 0 0	7,922 0 0
11,07,200 0 0	7,36,179 14 0	3,40,817 8 0	1,88,417 3 0
3,52,800 0 0	3,59,185 12 0	6,876 8 0	6,876 8 0
2,48,300 0 0	52,701 8 0	54,946 12 0	54,846 12 0
1,80,07,000 0 0	9,76,827 6 0	9,90,473 8 8	6,12,034 6 6	1,47,291 4 11	1,76,637 10 6	2,46,394 8 11
24,25,000 0 0	2,83,619 0 6	3,90,388 14 0	2,65,388 14 0
3,95,000 0 0	1,01,058 6 11	1,09,825 8 0	39,825 8 0
1,80,000 0 0	9,280 13 9	12,457 13 11	7,457 13 11
30,00,000 0 0	1,10,389 4 8	2,83,619 0 6	1,22,283 5 11	3,90,388 14 0	47,283 5 11	2,65,388 14 0
15,00,000 0 0	3,06,559 2 10	1,22,765 4 0	1,22,765 4 0
15,00,000 0 0	1,10,389 4 8	5,90,178 3 4	1,22,283 5 11	5,18,154 2 0	47,283 5 11	3,88,154 2 0
12,00,000 0 0	5,27,747 5 2	6,62,632 14 4	4,62,682 14 4
2,841 0 0	2,304 13 6	2,159 6 0	0 6 0
1,43,750 0 0
3,85,000 0 0	47,893 0 4	34,346 14 4	34,346 14 4
6,00,000 0 0	1,83,118 12 11	3,09,047 14 11	99,047 14 11
8,000 0 0	563 0 6	2,180 10 0	130 10 0
40,000 0 0	22,061 3 0	50,661 15 0	5,661 15 0
6,000 0 0	293 4 11	261 13 9	261 13 9
25,000 0 0	11,137 10 5	2,870 11 2	7,129 4 10
6,000 0 0	145 6 3	987 1 8	12 14 4
1,10,000 0 0	12,410 8 9	27,167 12 4	17,167 12 4
1,95,000 0 0	12,410 8 9	84,200 9 1	30,390 5 3	53,779 10 8	17,442 8 5	12,921 13 10
1,70,33,391 0 0	13,30,591 0 8	21,44,904 7 9	11,04,012 14 11	13,79,017 5 11	3,74,758 6 1	11,10,103 13 1

Appendix

I N

STATEMENT showing the Net Receipts during the Financial year 1931-32 from all sources as

Actuals for 1930-31.	PARTICULARS.	Details of Actuals.	Actuals for 1931-32.	Budget Estimate for 1931-32.
1	2	3	4	5
Rs. a. p.		Rs. a. p.	Rs. a. p.	Rs. a. p.
1,71,12,659 0 1	Brought over Rs. ...		1,62,98,245 9 0	1,65,69,250 0 0
	2.—Water Works.			
	A.—Water Tax and Other Miscellaneous			
	Water Works Revenue—			
31,47,441 15 5	(1) On Ratable Value	29,99,656 12 8		30,13,600 0 0
31,01,734 6 5	(2) By Measurement per 1,000 gallons..	32,23,944 3 4		30,49,000 0 0
64,134 15 0	(3) Rent of Water Meters	64,137 8 0		64,500 0 0
1,39,669 3 3	(4) Compounded Tax	1,09,284 14 2		1,14,500 0 0
7,249 4 0	(5) Rent of Buildings and Lands ...	5,752 14 0		8,000 0 0
	(6) Miscellaneous—			
26,129 13 5	(b) Miscellaneous receipts... ..	16,010 0 2		20,000 0 0
64,76,359 9 6			64,18,786 4 4	62,69,600 0 0
	3.—Education, Primary.			
8,15,367 0 0	A.—Contribution from Government ...	7,94,184 0 0		8,50,000 0 0
5,000 0 0	B.—Miscellaneous—			
8,20,267 0 0	Miscellaneous Receipts	18 8 0	
			7,94,202 8 0	8,50,000 0 0
	4.—Education, Secondary.			
38 2 0	A.—Miscellaneous—			
	(1) Miscellaneous Receipts	170 5 0
	5.—Public Health Department.			
	Miscellaneous—			
6,491 2 7	(1) Miscellaneous Receipts	4,940 9 7		5,400 0 0
21,291 6 9	(2) Miscellaneous fees	19,017 12 0		20,000 0 0
47,490 15 4	(3) Rent of Buildings and Lands ...	47,463 9 5		45,000 0 0
9,933 5 4	(4) Sale of rights	10,794 6 5		9,000 0 0
86,196 14 0			82,216 5 5	79,400 0 0
	6.—Medical Relief and Education.			
8,058 5 4	A.—Interest realised on donations from the Public	2,747 8 0	2,770 0 0
	B.—Miscellaneous—			
689 0 1	(1) Miscellaneous Receipts	12,386 10 4		800 0 0
4,978 14 0	(2) Miscellaneous fees	4,839 13 4		500 0 0
502 5 0	(3) Rent of Buildings and Lands ...	686 8 0		400 0 0
6,170 3 1			17,812 15 8	1,700 0 0
15,000 0 0	C.—Contribution from Government for Dispensary for combating Venereal diseases
64,421 9 8	D.—Receipts from G. S. Medical College..	79,453 1 0	65,000 0 0
1,481 7 10	E.—Receipts from King Edward Memorial Hospital	2,936 1 8	500 0 0
90,131 9 11	Total, 6.—Medical Relief, etc.	1,02,952 10 4	69,970 0 0
2,45,84,562 3 6	Carried forward Rs.	2,36,96,573 10 1	2,38,38,220 0 0

No: 3—continued.

C O M E.

contrasted with the Actuals for 1930-31, the Original Budget Estimate and the Revised Estimate.

Revised Estimate for 1931-32.	Compared with the Actuals for 1930-31.		Compared with the Original Estimate.		Compared with the Revised Estimate.	
	Increase.	Decrease.	More.	Less.	More.	Less.
6	7	8	9	10	11	12
Rs. a. p.	Rs. a. p.	Rs. a. p.	Rs. a. p.	Rs. a. p.	Rs. a. p.	Rs. a. p.
1,70,83,591 0 0	18,30,591 0 8	21,44,904 7 9	11,08,012 14 11	18,79,017 5 11	8,74,768 6 1	11,10,103 13 1
30,42,400 0 0	1,47,765 2 9	13,943 3 4	42,743 3 4
31,34,800 0 0	1,22,209 12 11	1,74,044 3 4	89,344 3 4
66,500 0 0	2 9 0	362 8 0	2,362 8 0
1,16,000 0 0	20,384 5 1	5,215 1 10	5,715 1 10
7,000 0 0	1,496 6 0	2,247 2 0	1,247 2 0
20,000 0 0	10,119 13 3	3,989 15 10	3,989 15 10
63,85,500 0 0	1,32,212 5 11	1,79,785 11 1	1,74,944 8 4	25,767 15 0	89,344 3 4	56,057 15 0
8,50,000 0 0	21,088 0 0	55,816 0 0	55,816 0 0
12 0 0	4,981 8 0	18 8 0	6 8 0
8,50,012 0 0	26,064 8 0	18 8 0	55,816 0 0	6 8 0	55,816 0 0
125 0 0	132 3 0	170 6 0	45 5 0
4,700 0 0	1,550 9 0	459 6 5	340 9 7
17,800 0 0	2,373 10 9	982 4 0	1,317 13 0
47,000 0 0	27 5 11	2,463 9 5	463 9 5
12,000 0 0	871 1 1	1,794 6 5	1,205 9 7
81,500 0 0	871 1 1	3,851 9 8	4,267 15 10	1,441 10 5	1,921 15 0	1,205 9 7
2,750 0 0	810 13 4	22 8 0	2 8 0
2,100 0 0	11,697 10 8	11,586 10 4	10,286 10 4
4,500 0 0	139 0 8	4,389 13 4	339 13 4
500 0 0	84 3 0	186 8 0	86 8 0
7,100 0 0	11,781 13 3	139 0 8	16,112 15 8	10,712 15 8
79,000 0 0	15,034 7 4	15,000 0 0	14,456 1 0	456 1 0
2,500 0 0	1,454 9 10	2,436 1 8	436 1 8
91,350 0 0	28,270 14 5	15,449 14 0	33,005 2 4	22 8 0	11,605 2 4	2 8 0
2,44,42,078 0 0	14,82,077 9 1	23,70,066 2 6	13,20,409 1 5	14,62,055 7 4	4,77,681 7 9	12,23,185 13 8

Appendix

IN

STATEMENT showing the Net Receipts during the Financial year 1931-32 from all sources as

Actuals for 1930-31.	PARTICULARS.	Details of Actuals.	Actuals for 1931-32.	Budget Estimate for 1931-32.
1	2	3	4	5
Rs. a. p.		Rs. a. p.	Rs. a. p.	Rs. a. p.
2,45,84,553 3 6	Brought over Rs....		2,36,96,573 10 1	2,38,38,220 0 0
	7.—Street cleansing and Conservancy, Road Watering and Halalkhore Service.			
	A.—Halalkhore Tax—			
30,97,064 13 0	(1) On Ratable value	31,28,149 15 0		29,95,600 0 0
1,31,619 9 0	(2) For special service	1,33,511 9 0		1,35,000 0 0
32,28,684 6 0			32,61,661 8 0	31,30,600 0 0
	B.—Miscellaneous—			
68,405 0 0	(1) Sale of Rights	25,851 0 0		60,000 0 0
16,880 4 8	(2) Miscellaneous Receipts	12,078 13 8		20,000 0 0
6,454 11 0	(3) Miscellaneous Fees	10,683 0 0		6,500 0 0
65,644 2 6	(4) Rent of Buildings and Lands ...	68,331 11 0		67,000 0 0
1,52,384 1 9			1,11,944 8 3	1,53,500 0 0
33,81,068 7 9			38,73,606 0 3	32,84,100 0 0
	8.—Roads, Drains and Sewers.			
	A.—Wheel Tax and Government contribution in lieu of Tolls—			
7,49,742 11 0	(1) Private conveyances	7,46,270 11 0		7,50,000 0 0
3,08,705 1 4	(2) Public conveyances... ..	2,86,870 1 0		3,40,000 0 0
25,000 0 0	(3) Contribution from Govt. in lieu of Tolls	25,000 0 0		25,000 0 0
10,83,447 12 4			10,58,140 12 0	11,15,000 0 0
	B.—Ground Rent—			
64,348 4 10	(1) From Tramway Co.	65,369 5 10		64,000 0 0
61,825 3 10	(2) „ Telephone Co.	64,155 0 5		60,000 0 0
37,675 4 0	(3) „ Private Parties	38,156 3 3		34,000 0 0
1,63,848 12 8			1,67,680 9 6	1,58,000 0 0
	C.—Miscellaneous—			
99,697 2 3	(1) Miscellaneous receipts	59,741 10 4		42,000 0 0
24,172 15 9	(2) Miscellaneous fees	17,413 0 8		28,000 0 0
34,883 12 2	(3) Rent of Buildings and Lands ...	32,724 10 11		40,000 0 0
1,58,753 14 2			1,09,879 5 11	1,10,000 0 0
1,403 11 3	D.—Interest realised on donations ..		1,665 8 0	1,540 0 0
14,97,454 2 5	Total, 8.—Roads, Drains and Sewers ..		13,37,366 8 5	13,84,540 0 0
	9.—Mechanical.			
	Miscellaneous—			
18,069 8 11	(1) Miscellaneous receipts		7,148 9 4
2,93,80,138 6 7	Carried forward Rs. ...		3,84,14,694 7 1	2,85,06,860 0 0

No. 3—continued.

C O M E.

contrasted with the Actuals for 1930-31, the Original Budget Estimate and the Revised Estimate.

Revised Estimate for 1931-32.	Compared with the Actuals for 1930-31.		Compared with the Original Estimate.		Compared with the Revised Estimate.	
	Increase.	Decrease.	More.	Less.	More.	Less.
6	7	8	9	10	11	12
Rs. a. p.	Rs. a. p.	Rs. a. p.	Rs. a. p.	Rs. a. p.	Rs. a. p.	Rs. a. p.
2,44,42,078 0 0	14,82,077 9 1	23,70,056 2 6	13,20,409 1 5	14,62,055 7 4	4,77,681 7 9	12,38,185 13 8
51,47,300 0 0	31,085 2 0	1,32,549 15 0	19,150 1 0
1,80,000 0 0	1,892 0 0	1,488 7 0	6,511 9 0
52,77,300 0 0	32,977 2 0	1,32,549 15 0	1,488 7 0	3,611 9 0	19,150 1 0
28,700 0 0	37,554 0 0	34,149 0 0	2,849 0 0
15,000 0 0	4,801 7 0	7,921 2 9	2,921 2 9
6,500 0 0	4,228 5 0	4,183 0 0	4,183 0 0
62,000 0 0	2,312 7 6	3,668 5 0	1,331 11 0
1,12,200 0 0	4,228 5 0	44,667 14 6	4,183 0 0	46,738 7 9	5,614 11 0	5,770 2 9
33,89,500 0 0	37,305 7 0	44,667 14 6	1,86,732 15 0	47,226 14 9	9,026 4 0	24,920 8 9
7,50,000 0 0	3,472 0 0	3,729 5 0	3,729 5 0
3,15,000 0 0	21,835 0 4	53,129 15 0	28,129 15 0
25,000 0 0
10,90,000 0 0	25,307 0 4	56,859 4 0	31,859 4 0
65,000 0 0	1,031 1 0	1,369 5 10	369 5 10
61,000 0 0	2,329 12 7	4,155 0 5	3,155 0 5
38,000 0 0	480 15 3	4,156 3 3	156 3 8
1,64,000 0 0	3,831 12 10	9,680 9 6	3,680 9 6
42,000 0 0	39,955 7 11	17,741 10 4	17,741 10 4
17,000 0 0	6,759 15 1	10,586 15 4	413 0 8
40,000 0 0	2,159 1 3	7,275 5 1	7,275 5 1
99,000 0 0	48,874 8 3	17,741 10 4	17,862 4 5	18,154 11 0	7,275 5 1
1,670 0 0	261 12 9	125 8 0	4 8 0
13,64,670 0 0	4,093 9 7	74,181 8 7	27,547 11 10	74,731 8 5	21,835 4 6	39,189 1 1
3,000 0 0	5,914 15 7	7,148 9 4	4,145 9 4
2,91,89,248 0 0	15,23,376 9 8	24,94,820 9 2	14,91,833 5 7	15,84,003 14 6	5,12,691 9 7	12,87,245 2 6

Appendix

IN

STATEMENT showing the Net Receipts during the Financial year 1931-32 from all sources as

Actuals for 1930-31.	PARTICULARS.	Details of Actuals.	Actuals for 1931-32.	Budget Estimate for 1931-32.
1	2	3	4	5
Rs. a. p.		Rs. a. p.	Rs. a. p.	Rs. a. p.
2,93,86,138 6 7	Brought over	2,84,14,694 7 1	2,85,06,860 0 0
	10.—Buildings, Land Acquisition and Management.			
84,179 4 1	A.—Sale-proceeds of Surplus Land...	2,69,173 3 4	3,00,000 0 0
3,26,237 3 5	B.—Rent of Buildings	2,76,901 11 4	4,10,000 0 0
22,670 4 0	C.—Ground Rent	52,104 2 10	55,000 0 0
	D.—Miscellaneous—			
19,993 2 4	(1) Sale of Rights and Miscellaneous Receipts.	24,221 9 1	22,000 0 0
70,903 8 7	(3) Miscellaneous fees	69,362 10 6	93,584 3 7	60,000 0 0
5,23,983 6 5				
	11.—Fire Brigade.		6,91,763 5 1	8,47,000 0 0
	A.—Fire Tax at $\frac{1}{4}$ per cent.—			
4,38,773 0 0	(1) From the Public	4,14,563 11 0		4,17,300 0 0
25,918 7 6	(2) " Government	25,036 3 0		23,600 0 0
44,357 12 0	(3) " Port Trust	55,296 4 0		44,300 0 0
12,429 8 0	(4) " City Improvement Trust	12,103 4 0		12,900 0 0
23,481 15 0	(5) " Mills	56,621 0 0		41,100 0 0
31,724 0 0	(6) " G. I. P. Rly.	15,728 1 0		16,000 0 0
11,192 8 0	(7) " B. B. & C. I. Rly.	8,793 15 0		11,200 0 0
5,87,877 2 6			5,88,148 0 0	5,66,400 0 0
	B.—Miscellaneous—			
15,171 1 0	(1) Miscellaneous Receipts		9,672 2 0	10,000 0 0
6,03,048 3 6			5,97,820 8 0	5,76,400 0 0
	12.—Licensing and Removal of Encroachment on Public Street.			
1,50,505 0 0	A.—Licenses for Dangerous and Offensive Trades		1,55,325 10 0	1,30,000 0 0
	B.—Removal of encroachment on Public Streets—			
74,999 14 0	Licenses for squatters and Hawkers and fees for Removal of Encroachment		95,500 5 0	65,000 0 0
	C.—Miscellaneous—			
307 10 0	(1) Miscellaneous Receipts	401 10 6		100 0 0
40,209 6 11	(2) Advertisements	50,457 0 1		38,000 0 0
40,577 0 11			50,858 10 7	38,100 0 0
2,66,081 14 11				
	13.—Gardens and Open Spaces.		3,01,684 9 7	2,33,100 0 0
	Miscellaneous—			
208 7 0	(1) Miscellaneous Receipts	239 2 0		
50,713 12 0	(2) Rent of Buildings and Lands	50,669 12 0		50,600 0 0
50,921 3 0			50,908 14 0	
	14.—Markets and Slaughter Houses.			
	Miscellaneous—			
8,25,489 0 5	(1) Stall Rents	3,20,013 12 2		3,30,000 0 0
1,09,134 9 0	(2) Squatters' fees	1,08,924 3 0		1,00,000 0 0
1,47,263 14 9	(3) Fair ground and feeding fees	1,45,083 10 3		1,42,000 0 0
4,35,198 10 0	(4) Slaughter fees	4,21,814 7 0		4,45,000 0 0
1,07,657 11 10	(5) Miscellaneous Receipts	1,09,919 14 6		1,05,000 0 0
10,676 8 0	(6) Rent of Buildings and Lands	10,880 13 0		10,000 0 0
81,254 9 3	(7) Cold Storage rent	31,834 6 6		25,000 0 0
11,66,974 15 3			11,51,471 2 5	11,57,000 0 0
	15.—Contribution from Capital Funds to Revenue on Account of Loan Works Staff.		57,375 15 2	86,897 0 0
49,524 5 0				
	16.—Extra Ordinary Receipts.			
.....	(a) Transfer from Land and Buildings Fund.	2,53,457 8 6		2,40,000 0 0
.....	(b) Transfer from Plant and Machinery Depreciation Fund ..	3,95,000 0 0		3,95,000 0 0
.....			6,48,457 8 6	6,35,000 0 0
3,20,46,072 6 8	Total Income Rs. ...		8,19,14,176 5 19	3,20,02,857 0 0

M. R. TAMBE,
Chief Accountant.

No. 3—concluded.

COM E.

contrasted with the Actuals for 1930-31, the Original Budget Estimate and the Revised Estimate.

Revised Estimate for 1931-32.	Compared with the Actuals for 1930-31.		Compared with the Original Estimate.		Compared with the Revised Estimate.	
	Increase.	Decrease.	More.	Less.	More.	Less.
6	7	8	9	10	11	12
Rs. a. p.	Rs. a. p.	Rs. a. p.	Rs. a. p.	Rs. a. p.	Rs. a. p.	Rs. a. p.
2,91,89,248 0 0	15,23,376 9 8	24,94,820 9 2	14,91,838 5 7	15,84,008 12 6	5,12,691 9 7	12,87,345 2 6
3,00,000 0 0	1,84,993 15 3	30,826 12 8	30,826 12 8
3,80,000 0 0	49,335 8 1	1,33,098 4 8	1,03,098 4 8
75,000 0 0	29,433 14 10	2,895 18 2	22,895 18 2
22,000 0 0	4,228 6 9	2,221 9 1	2,221 9 1
70,000 0 0	1,540 14 1	9,362 10 6	637 5 6
8,47,000 0 0	2,18,656 4 10	50,876 6 2	11,584 3 7	1,66,820 14 6	2,221 9 1	1,57,458 4 0
4,22,900 0 0	24,210 5 0	2,737 5 0	8,337 5 0
23,600 0 0	882 4 6	1,436 3 0	1,436 3 0
55,300 0 0	10,988 8 0	10,996 4 0	8 12 0
11,700 0 0	321 4 0	791 12 0	408 4 0
50,500 0 0	33,139 1 0	15,521 0 0	6,121 0 0
16,000 0 0	15,995 15 0	271 15 0	271 15 0
11,200 0 0	2,396 9 0	2,404 1 0	2,404 1 0
5,91,200 0 0	44,077 9 0	43,806 2 6	27,953 7 0	6,206 1 0	7,965 7 0	11,017 1 0
9,000 0 0	5,498 15 0	327 14 0	672 2 0
6,00,200 0 0	44,077 9 0	49,305 4 6	27,953 7 0	6,532 15 0	8,037 9 0	11,017 1 0
1,52,500 0 0	4,820 10 0	25,325 10 0	2,325 10 0
94,500 0 0	20,500 7 0	80,500 5 0	1,000 5 0
400 0 0	94 0 6	301 10 6	1 10 6
42,500 0 0	10,187 9 2	12,457 0 1	7,957 0 1
42,900 0 0	10,281 9 8	12,758 10 7	7,958 10 7
2,89,900 0 0	35,602 10 8	68,584 9 7	11,784 9 7
100 0 0	30 11 0	239 2 0	139 2 0
50,600 0 0	49 0 0	69 12 0	69 12 0
50,700 0 0	80 11 0	48 0 0	308 14 0	208 14 0
3,20,000 0 0	5,475 4 3	9,986 8 10	13 12 2
1,10,000 0 0	510 6 0	8,924 8 0	1,075 18 0
1,45,000 0 0	2,180 4 6	3,083 10 3	23 10 3
4,36,000 0 0	10,384 3 0	20,185 9 0	11,185 9 0
1,07,500 0 0	2,262 2 8	4,919 14 6	2,419 14 6
10,000 0 0	204 5 0	880 13 0	880 13 0
29,000 0 0	579 13 3	6,834 6 6	2,834 6 6
11,57,500 0 0	8,046 4 11	18,550 1 9	24,642 15 3	30,171 12 10	6,232 8 5	12,261 6 0
81,638 0 0	7,851 10 2	29,521 0 10	24,262 0 10
2,53,143 0 0	2,53,457 8 6	13,457 8 6	314 8 6
3,95,000 0 0	8,95,000 0 0
6,48,143 0 0	6,48,457 8 6	13,457 8 6
3,28,64,329 0 0	24,81,099 4 9	26,13,595 5 7	18,38,369 15 6	18,17,050 9 8	5,42,091 4 2	14,92,248 14 4

H. K. KIRPALANI,
Municipal Commissioner.

Appendix

EXPEN

STATEMENT showing the Actuals as compared with the Final Sanctioned

Actuals for 1930-31.	PARTICULARS.	Details of Actuals for 1931-32.	Actuals for 1931-32.	Final Grants sanctioned for Expenditure during 1931-32.
1	2	3	4	5
	I.—General Supervision.			
	Collection of Revenue, etc.			
	A.—General Superintendence—			
	(a) Corporation and Standing Committee ...	93,870 0 4		1,12,082 4 0
1,14,925 5 6	(b) Municipal Commissioner's Personal and General Office ...	1,33,788 5 10		1,71,125 2 2
1,10,105 1 11	(c) Audit and Accounts ...	2,16,375 1 9		2,30,248 14 8
2,30,365 12 10			4,44,030 7 11	5,13,456 4 10
4,55,396 4 3	B.—Collection of Revenue—			
	(a) Property and Wheel Tax Reestablishment ...	3,55,277 13 1		3,71,906 4 0
3,77,332 13 3	(b) Town Duty Collections ...	12,252 11 4		15,728 2 2
7,751 4 0	(c) Town Duty Refund Branch ...	1,19,324 12 2		1,80,892 13 8
1,25,230 8 9			4,86,855 4 7	5,18,527 3 10
5,10,304 10 0	C.—Upkeep of Municipal Head Office ...		41,598 5 6	40,700 2 0
80,824 9 11	D.—General Stores ...		64,977 10 8	72,210 6 0
68,838 11 11	E.—Miscellaneous Charges ...		6,26,218 11 5	7,06,438 14 0
3,59,852 2 0	F.—Election Expenses ...		45,398 2 3	50,150 0 0
.....	G.—Municipal Research Bureau	
2,016 7 6	Debt Charges ...	85,940 0 0		86,001 0 0
1,13,986 10 8	New Works ...	192 11 0		226 11 0
1,771 15 2			17,95,206 5 4	19,96,705 10 8
17,42,566 7 5	II.—Water Works.			
	A.—Establishment and Labour ...	4,55,634 13 1		4,68,479 13 0
4,68,536 14 0	B.—Repairs and Maintenance ...	2,43,632 15 5		2,91,889 13 8
3,20,849 5 1	C.—Meters ...	41,168 8 0		46,017 3 0
30,000 0 0	D.—Miscellaneous ...	1,12,028 0 4		1,60,864 11 0
1,03,945 3 6	E.—Depreciation on Plant and Machinery ...	1,173 0 0		1,329 0 0
1,323 0 0	Debt Charges ...	55,83,638 13 4		58,47,931 15 11
56,10,182 12 0	New Works ...	6,406 10 6		21,197 5 0
15,766 7 11	Proportion of General Supervision and Collection of Revenue ...	3,32,028 3 5		3,38,166 0 0
3,26,605 13 0			67,75,604 0 5	69,75,869 13 7
68,76,709 7 6	III.—Education, Primary.			
	A.—Municipal Institutions ...	30,59,144 9 3		30,60,875 5 0
29,39,662 10 11	B.—Aided Institutions ...	3,000 0 0		4,500 0 0
5,000 0 0	Debt charges ...	1,05,078 13 10		1,05,196 0 0
1,06,395 14 2			31,66,223 7 1	31,70,571 5 0
30,60,458 9 1	IV.—Education, Secondary.			
	A.—Municipal Institutions ...	17,533 12 5		19,124 2 0
20,392 10 5	B.—Aided Institutions ...	41,800 0 0		41,800 0 0
32,450 0 0			59,333 12 5	60,924 2 0
62,842 10 5	V.—Public Health Department.			
	A.—General Supervision ...	5,04,907 1 7		5,21,430 10 0
5,23,966 10 1	B.—Epidemics ...	14,073 14 0		17,601 0 0
14,837 9 3	C.—Vaccination ...	41,524 1 0		48,486 0 0
65,597 10 1	D.—Malaria ...	1,75,924 4 3		1,84,261 1 0
1,74,368 10 0		7,36,429 4 10		7,71,778 11 0
7,78,770 7 5			1,17,96,367 9 3	1,22,04,070 15 3
1,17,22,577 2 5	Carried over Rs. ...			

No. 4.

DITURE.

Grants for 1931-32 and the Actuals for the preceding year.

Final Grants compared with the Actuals.			Compared with the Actuals for 1930-31	
Balance unexpended.	Required to be renewed in 1932-33.	Savings.	Increase.	Decrease.
6	7	8	9	10
Rs. a. p.	Rs. a. p.	Rs. a. p.	Rs. a. p.	Rs. a. p.
18,212 3 8	18,814 0 0	4,968 9 8	21,035 5 2
37,339 12 4	23,749 0 0	18,590 12 4	23,680 3 11
13,873 12 11	839 0 0	12,934 12 11	13,990 11 1
69,425 12 11	38,482 0 0	30,918 12 11	23,680 3 11	35,016 0 3
16,028 6 11	1,136 0 0	15,493 6 11	22,045 0 2
2,475 0 10	1,133 0 0	3,340 6 10	4,501 7 4
11,568 1 6	41 0 0	11,527 1 6	5,905 12 7
31,471 15 8	2,312 0 0	29,859 15 3	4,501 7 4	27,950 12 9
8,101 13 6	895 0 0	7,266 13 6	10,773 11 7
7,232 11 4	813 0 0	6,419 11 4	3,406 1 3
80,215 2 7	48,478 0 0	31,737 2 7	66,366 9 5
4,756 13 9	5,076 0 0	1,080 13 9	45,398 2 3
.....	2,016 7 6
61 0 0	49 0 0	12 0 0	28,048 10 8
34 0 0	34 0 0	1,579 4 2
2,01,499 5 4	94,045 0 0	1,07,454 5 4	1,50,715 2 6	96,073 4 7
12,844 15 11	61 0 0	12,783 15 11	12,903 0 11
48,256 14 3	5,084 0 0	43,170 14 3	76,716 5 8
4,848 11 0	4,848 11 0	11,168 8 0
48,838 10 8	41,180 0 0	7,768 10 8	8,080 12 10
150 0 0	150 0 0	150 0 0
64,298 2 7	62,933 0 0	1,345 2 7	26,548 14 8
14,890 10 6	14,890 10 6	9,459 18 5
6,137 12 3	6,137 12 3	5,422 6 9
2,00,265 13 2	1,09,230 0 0	91,033 13 2	24,071 11 7	1,25,777 2 8
1,730 11 9	2 0 0	1,728 11 9	1,20,081 14 4
2,500 0 0	2,500 0 0	8,000 0 0
117 2 2	102 0 0	15 2 2	1,917 0 4
4,347 18 11	2,604 0 0	1,743 18 11	1,20,081 14 4	4,317 0 4
1,690 5 7	90 0 0	1,500 5 7	2,838 14 0
.....	9,350 0 0
1,590 5 7	90 0 0	1,500 5 7	9,350 0 0	2,858 14 0
16,523 8 5	1,538 0 0	14,985 8 5	19,039 8 6
5,527 2 0	3 0 0	3,524 2 0	763 11 3
6,461 15 0	4,556 0 0	2,405 15 0	24,078 9 1
8,336 12 9	1,366 0 0	6,970 12 9	1,555 10 3
35,349 6 2	7,463 0 0	27,886 6 2	1,555 10 3	43,896 12 10
4,07,768 6 0	2,05,989 0 0	2,01,734 6 0	3,04,818 12 5	2,31,028 5 7

Appendix

EXPEN

Actuals for 1930-31.	PARTICULARS.	Details of Actuals for 1931-32.	Actuals for 1931-32.	Final Grants sanctioned for Expenditure during 1931-32.
1	2	3	4	5
Rs. a. p.		Rs. a. p.	Rs. a. p.	Rs. a. p.
1,17,23,577 2 5	Brought forward Rs. ...		1,17,96,367 9 3	1,22,04,070 15 3
7,78,770 7 5	V.—Public Health Department brought forward.	7,36,429 4 10		7,71,778 11 0
	E.—Miscellaneous—			
18,179 9 10	(a) Cemeteries	12,961 8 1		15,092 15 2
24,351 14 1	(b) Laboratory	23,898 1 1		23,987 12 0
48,365 2 7	(c) Mahaluxmi Dhobiwada.	48,636 1 8		51,000 0 0
403 8 5	(d) Dharmashalas	564 4 8		752 0 0
5,705 6 3	(e) Destruction of dogs ...	5,128 6 2		7,086 8 0
92,005 9 2		91,188 5 8		97,919 3 2
13,403 6 10	F.—Census	17,220 3 3		38,597 9 0
1,477 14 0	New Works	11,450 11 8		13,348 13 0
85,268 13 4	Debt charges	84,910 7 2		85,416 12 1
9,70,920 2 9			9,41,199 0 7	10,07,061 0 3
	VI.—Medical Relief and Education.			
	A.—Hospitals and Dispensaries—			
	(a) Infectious Diseases Hos- pitals—			
12,000 0 0	I.—Establishment	12,000 0 0		12,000 0 0
1,26,477 1 5	II.—Arthur Road Hospi- tals for Infectious Diseases	86,017 6 4		1,04,084 13 6
61,138 13 3	III.—Maratha Hospital for Plague and other Diseases	63,028 10 2		70,791 0 0
1,99,615 14 8		1,61,041 0 6		1,86,875 13 6
85,900 12 11	(b) Maternity Homes	91,090 9 9		1,01,219 12 0
65,962 9 5	(c) Dispensaries for out- patients	73,123 15 1		76,997 11 0
3,51,479 5 0		3,25,255 9 4		3,65,093 4 6
15,273 1 4	B.—Medical and Nursing Assis- tance to Poor People in their Houses	14,436 15 6		15,494 7 0
4,14,500 0 0	C.—Statutory Contribution to Govt. Medical Institutions.	4,14,500 0 0		4,14,500 0 0
1,57,380 3 4	D.—Grants-in-Aid to Public Medical Institutions, Con- valescent Homes, Isolation Asylums, Sanitary Societies, etc.	1,55,846 14 2		1,66,580 2 0
65,474 2 7	E.—Anti-tuberculosis League Dispensary	55,052 9 0		60,137 10 11
82,213 13 1	F.—League for combating Venereal Diseases	34,208 15 5		36,214 13 0
5,33,167 6 7	G.—King Edward VII Memorial Hospital	5,16,136 13 2		5,71,475 0 0
2,29,103 9 0	H.—Gordhandas Sunderdas Me- dical College	2,29,013 9 8		2,40,987 14 0
18,794 5 7	New Works	16,028 10 8		18,786 8 0
4,18,320 5 10	Debt charges	4,31,816 11 1		4,34,581 13 4
22,35,706 4 4			21,72,395 12 0	23,23,851 8 6
1,49,29,203 9 6	Carried over Rs. ...		1,49,09,863 5 10	1,55,34,983 8 3

No. 4—continued.

DITURE.

Final Grants compared with the Actuals.			Compared with the Actuals for 1930-31.	
Balance unexpended.	Required to be renewed in 1932-33.	Savings.	Increase.	Decrease.
6	7	8	9	10
Rs. a. p.	Rs. a. p.	Rs. a. p.	Rs. a. p.	Rs. a. p.
4,07,703 8 0	2,05,969 0 0	2,01,734 6 0	3,04,818 12 5	2,31,028 5
85,349 6 2	7,463 0 0	27,886 6 2	1,555 10 3	48,896 12 10
2,131 7 1	2,131 7 1	5,218 1 9
89 10 11	89 10 11	453 13 0
2,363 14 4	2,363 14 4	5,270 15 1
187 11 4	187 11 4	160 12 3
1,958 1 10	1,958 1 10	577 0 1
6,730 13 6	6,730 13 6	5,431 11 4	6,248 14 10
21,377 5 9	600 0 0	20,777 5 9	3,217 12 5
1,898 1 4	1,898 1 4	8,973 13 8
506 4 11	476 0 0	30 4 11	353 6 2
65,861 15 8	8,539 0 0	57,322 15 8	20,777 15 8	50,499 1 10
.....
18,067 7 2	945 0 0	17,122 7 2	40,459 11 1
7,767 5 10	329 0 0	7,438 5 10	1,884 12 11
25,834 13 0	1,274 0 0	24,560 13 0	1,884 12 11	40,459 11 1
10,129 2 3	1,534 0 0	8,595 2 3	5,189 12 10
3,873 11 11	505 0 0	3,368 11 11	7,161 5 8
39,837 11 2	3,313 0 0	36,524 11 2	14,235 15 5	40,459 11 1
1,057 7 6	1,057 7 6	836 1 10
.....
30,733 3 10	3,886 10 0	26,846 9 10	21,533 5 2
5,085 1 11	109 6 0	4,975 11 11	10,421 9 7
2,005 13 7	1,119 0 0	886 13 7	1,995 2 4
55,338 2 10	20,817 0 0	34,521 2 10	17,030 9 5
11,974 4 4	8,105 0 0	3,869 4 4	89 15 4
2,757 13 4	1,038 0 0	1,719 13 4	2,765 10 11
2,765 2 3	2,760 0 0	5 2 3	13,496 5 3
1,51,554 12 9	41,149 0 0	1,10,406 12 9	29,727 7 0	93,136 15 4
6,25,120 2 5	2,55,656 0 0	3,69,464 2 5	8,55,324 2 1	3,74,664 6 9

Appendix

EXPEN

Actuals for 1930-31.	PARTICULARS.	Details of Actuals for 1931-32.	Actuals for 1931-32.	Final Grants sanctioned for Expenditure during 1931-32.
1	2	3	4	5
Rs. a. p. 1,49,29,203 9 6	Brought forward Rs. ...	Rs. a. p.	Rs. a. p. 1,49,09,863 5 10	Rs. a. p. 1,55,34,983 8 3
	VII—Street Cleansing and Conservancy, Road Watering and Halalkhore Service.			
	A.—Street Cleansing and Conservancy—			
	(a) Superintendence and Inspection	2,15,668 8 5		2,19,461 2 0
2,28,179 9 4	(b) Veterinary	46,939 2 1		50,293 7 0
50,333 3 5	(c) Street cleansing and Sanitation—			
	(a) Scavenging	9,51,579 12 0		9,57,720 6 0
10,13,909 9 8	(b) Road Scraping	78,071 14 0		83,723 0 0
87,031 3 0	(d) Gully flushing	98,651 10 1		1,05,816 0 6
1,03,865 13 8				
14,63,319 7 1		13,90,910 14 7		14,47,002 15 6
	(e) Removal of Town Refuse to Tardeo for transport to Deonar—			
	1. Bullock Traction.	3,31,873 14 3		4,51,367 3 0
5,16,671 9 2	2. Loading Sidings...	84,811 11 10		99,908 2 0
88,373 11 1				
6,05,045 4 3		4,06,685 10 1		5,51,275 5 0
	(f) Miscellaneous	1,14,471 5 6		1,31,172 15 0
1,09,763 12 8				
21,78,128 9 0		19,72,067 14 2		21,39,451 8 6
	B.—Transport of refuse, etc., to Deonar	1,52,381 1 8		1,94,362 12 0
1,92,011 14 6				
53,210 11 7	C.—Road watering	47,143 4 5		54,009 1 0
	D.—Halalkhore Service—			
	(a) Cleansing and Sanitation	3,17,332 14 0		3,75,771 13 0
4,07,185 11 9	(b) Bullock Traction	63,783 4 3		88,875 0 0
82,661 12 4	(c) Miscellaneous	80,801 2 9		89,160 3 8
67,945 6 10				
5,57,795 14 11		4,60,917 5 0		5,53,807 0 8
	New Works	28,427 6 11		89,687 15 0
16,784 3 1	Debt Charges	4,21,912 4 8		4,32,890 8 0
3,54,348 7 8				
33,53,279 11 4			30,82,799 4 10	31,48,148 8 2
	VIII—Roads, Drains and Sewers.			
	A.—General	4,06,608 11 7		4,33,680 3 0
4,17,905 15 10	B.—Maintenance of Roads	8,58,809 13 9		9,07,237 8 0
11,44,354 10 7	C.—Public Lighting	10,33,542 2 8		10,46,422 10 0
16,44,713 4 7	D.—Cleansing of Drains and Sewers and Street connections	3,30,541 2 1		3,54,349 5 0
8,58,917 6 11				
29,65,191 5 11	Savings	26,29,561 14 1		27,41,089 10 0
.....				Cr. 10,000 0 0
29,65,191 5 11		26,29,561 14 1		27,31,039 10 0
	New works	43,616 13 2		55,789 14 0
40,658 3 2	Debt charges... ..	32,84,813 12 6		33,48,490 1 2
82,45,540 10 3				
62,57,396 8 4			59,57,992 7 9	61,35,319 9 2
3,45,38,819 8 2	• Carried over Rs. ..		2,39,50,655 2 5	2,51,18,451 9 7

No. 4—continued.

DITURE.

Final Grants compared with the Actuals.			Compared with the Actuals for 1930-31.	
Balance unexpended.	Required to be renewed in 1932-33.	Savings.	Increase.	Decrease.
6	7	8	9	10
Rs. a. p.	Rs. a. p.	Rs. a. p.	Rs. a. p.	Rs. a. p.
6,25,120 2 5	2,55,656 0 0	8,69,464 2 5	3,56,324 5 1	8,74,664 6 9
3,782 9 7	704 10 0	8,077 15 7	12,511 0 11
8,354 4 11	24 11 0	8,329 9 11	8,394 1 4
36,140 10 0	2,042 6 0	34,098 4 0	62,329 18 8
5,651 2 0	200 0 0	5,451 2 0	11,040 11 0
7,163 6 5	51 13 0	7,111 9 5	5,214 8 7
56,092 0 11	8,093 8 0	58,068 8 11	11,040 11 0	83,449 3 6
59,493 4 9	100 0 0	69,393 4 9	1,84,797 10 11
15,096 6 2	9,893 0 0	5,203 6 2	3,561 15 3
84,589 10 11	9,993 0 0	74,596 10 11	1,88,359 10 2
16,701 9 6	4,619 0 0	12,082 9 6	4,707 8 10
1,57,388 5 4	17,685 8 0	1,39,747 13 4	15,748 3 10	2,21,808 18 8
41,971 10 4	3,796 1 0	38,175 9 4	39,680 12 10
6,866 12 7	1 12 0	6,864 0 7	6,067 7 2
58,438 15 0	1,186 0 0	57,252 15 0	89,852 18 9
28,091 11 9	50 0 0	28,041 11 9	19,881 8 1
8,359 0 11	4,379 8 9	3,979 8 2	12,855 11 11
92,889 11 8	5,615 8 9	87,274 2 11	12,855 11 11	1,09,734 5 10
55,260 8 1	19,343 2 3	35,917 5 10	11,648 3 10
10,978 3 4	10,799 0 0	179 8 4	67,668 18 5
8,65,849 3 4	57,191 0 0	8,08,158 3 4	1,07,811 1 0	8,77,291 7 6
26,421 7 5	135 0 0	26,286 7 5	10,597 4 3
48,387 10 3	5,009 0 0	43,368 10 3	2,85,484 12 10
12,880 7 4	2,893 0 0	9,987 7 4	11,171 1 11
23,808 2 11	3,815 0 0	19,993 2 11	28,876 4 10
1,11,477 11 11	11,852 0 0	99,625 11 11	8,35,629 7 10
Cr. 10,000 0 0	Cr. 10,000 0 0
1,01,477 11 11	11,852 0 0	89,625 11 11	8,35,629 7 10
12,173 8 10	750 0 0	11,423 0 10	8,041 6 0
63,676 4 8	60,095 0 0	3,581 4 8	39,267 2 8
1,97,827 1 5	72,697 0 0	1,04,630 1 5	39,267 2 3	8,38,670 18 10
11,67,796 7 2	8,85,544 0 0	7,82,352 7 2	5,02,402 6 4	10,90,626 12 1

Appendix

EXPEN.

Actuals for 1930-31.	PARTICULARS.	Details of Actuals for 1931-32.	Actuals for 1931-32.	Final Grants sanctioned for Expenditure during 1931-32.
1	2	3	4	5
Rs. a. p.		Rs. a. p.	Rs. a. p.	Rs. a. p.
2,45,38,879 8 2	Brought forward Rs. ...		2,39,50,655 2 5	2,51,18,451 9 7
	IX.—Mechanical.			
	A.—Pumping and Compressor Stations and Flood Gates—			
12,069 2 0	(a) Inspection and Supervision	8,656 2 0		8,735 0 0
44,783 13 4	(b) Compressor Station, Colaba	47,860 2 8		51,797 0 0
2,81,812 6 2	(c) Pumping Station, Love Grove	2,48,442 6 3		2,65,263 11 0
1,59,422 3 3	(d) Compressor Station, Love Grove	1,64,322 4 2		1,78,967 6 0
24,820 6 2	(e) Compressor Station at Bhandarwada (upkeep).	29,325 13 4		29,698 0 0
19,952 8 0	(f) Compressor Station at Arthur Road (upkeep)	20,503 2 7		23,100 0 0
13,968 8 6	(g) Compressor Station at Warden Road	12,272 1 3		14,780 0 0
4,964 12 0	(h) Pumping Station at Parel Poibardi	4,456 9 2		4,710 5 0
2,459 4 11	(i) Compressor Station at Carrol Road	2,342 7 7		5,035 0 0
7,735 8 0	(j) Flood Gates	7,646 3 0		9,982 7 0
5,71,988 3 4		5,40,827 4 0		5,91,468 13 0
	B.—Supervision of Factories, Workshops and Workplaces	10,050 2 9		10,207 0 0
9,633 13 2				
	C.—Transport—			
.....	1. General Establishment ...	14,762 10 0		14,905 0 0
3,017 14 0	2. Upkeep of Mc's motor ...	3,284 7 0		3,589 1 0
834 8 0	3. „ of S.S.'s motor ...	803 5 0		1,038 0 0
3,957 10 6	4. „ of Hos' motor ...	3,915 5 0		4,182 18 0
1,489 14 0	5. „ of Motor Hearses..	4,228 13 0		4,714 13 0
6,254 12 0	6. „ of Motor Ambulances	11,788 8 0		13,080 0 0
24,116 3 7	7. Road Scraping... ..	25,453 9 8		26,171 0 0
2,31,599 3 2	8. Removal of Town Refuse to Deonar	2,72,934 10 1		2,83,931 6 0
7,525 7 0	9. Upkeep of motor silt wagons	20,683 1 11		23,164 9 0
25,332 12 8	10. Halalkhore service	29,067 8 0		31,168 7 0
11,457 1 0	11. Markets and Slaughter Houses Disposal of—			
65,828 14 2	(a) Offal	12,761 13 6		13,650 2 0
	(b) Meat carriage	68,586 4 9		70,067 0 0
77,085 15 2		81,348 2 3		83,717 2 0
3,80,614 5 1		4,68,254 10 11		4,89,662 3 0
20,937 0 11	D.—Refrigerator	19,441 14 1		20,796 13 0
109 11 0	E.—Refuse Manipulator at Carnac Road	99 8 0		275 0 0
.....	New Works	7,071 8 0		22,000 0 0
1,07,767 15 5	Debt Charges	1,08,900 7 8		1,12,086 0 0
10,91,051 0 11			11,54,645 2 5	12,46,495 13 0
2,56,29,930 9 1	Carried over Rs. ...		2,51,05,300 4 10	2,63,64,947 6 7

No. 4--continued.
DITURE.

Final Grants compared with the Actuals.			Compared with the Actuals for 1930-31.	
Balance unexpended.	Required to be renewed in 1932-33.	Savings.	Increase.	Decrease.
6	7	8	9	10
Rs. a. p.	Rs. a. p.	Rs. a. p.	Rs. a. p.	Rs. a. p.
11,67,796 7 2	3,85,544 0 0	7,82,252 7 2	5,02,402 6 4	10,90,626 12 1
78 14 0	78 14 0	3,413 0 0
3,936 13 4	3,936 13 4	3,076 5 4
21,821 4 9	6,009 0 0	15,812 4 9	88,389 15 11
14,645 1 10	257 0 0	14,388 1 10	4,900 0 11
372 2 8	6 0 0	366 2 8	4,505 7 2
2,598 13 5	3 0 0	2,593 13 5	550 15 7
2,507 14 9	2,507 14 9	1,698 7 3
253 11 10	253 11 10	508 2 10
2,692 8 5	688 0 0	2,004 8 5	116 13 4
1,736 4 0	1,736 4 0	89 5 0
50,641 9 0	6,963 0 0	43,678 9 0	18,032 18 0	44,193 12 4
156 13 3	...	156 13 3	416 5 7
142 6 0	142 6 0	14,762 10 0
304 10 0	304 10 0	266 9 0
229 11 0	229 11 0	26 3 0
267 8 0	20 0 0	247 8 0	557 10 6
486 0 0	2 7 0	483 9 0	2,738 14 0
1,291 13 0	6 0 0	1,285 13 0	5,533 7 0
737 6 4	737 6 4	1,817 6 1
10,996 11 11	873 15 0	10,122 12 11	41,335 6 11
2,481 7 1	241 12 0	2,239 11 1	13,157 10 11
2,100 15 0	200 0 6	1,900 14 6	3,734 11 4
888 4 6	888 4 6	1,304 12 6
1,480 11 3	253 13 6	1,226 13 9	2,957 6 7
2,368 15 9	253 13 6	2,115 2 3	4,262 8 1
21,407 8 1	1,598 0 0	19,809 8 1	87,666 8 10	26 3 0
1,354 14 11	1,354 14 11	1,495 2 10
175 8 0	175 8 0	10 3 0
14,928 13 0	14,928 0 0	0 13 0	7,071 3 0
3,185 8 4	2,960 0 0	225 8 4	1,132 8 3
91,850 10 7	26,449 0 0	65,401 10 7	1,09,319 6 8	45,725 5 2
12,59,647 1 9	4,11,998 0 0	8,47,654 1 9	6,11,721 18 0	11,36,352 1 8

Appendix

EXPEN

Actuals for 1930-31	PARTICULARS.	Details of Actuals for 1931-32.	Actuals for 1931-32.	Final Grants sanctioned for Expenditure during 1931-32.
1	2	3	4	5
Rs. a. p.		Rs. a. p.	Rs. a. p.	Rs. a. p.
3,68,29,930 9 1	Brought forward Rs. ...		2,51,06,300 4 10	3,63,64,947 6 7
	X.—Buildings, Land Acquisition and Management—			
1,30,682 11 3	A.—City Engineer's Central Office Establishment ...	1,26,531 0 11		1,31,850 0 0
9,06,971 4 4	B.—Inspection and Supervision of Private Buildings ...	1,99,397 8 10		2,12,141 9 0
95,193 1 5	C.—Architectural ...	92,700 13 6		96,270 0 0
1,31,878 10 3	D.—Land Acquisition and Management ...	1,13,565 9 7		1,41,894 6 0
22,82,524 4 1	New Works ...	485 4 0		2,000 0 0
	Debt Charges ...	24,86,093 6 8		24,92,960 1 11
28,36,219 15 4			30,08,773 11 1	30,77,115 10 11
8,36,927 8 0	XI.—Fire Brigade ...	3,13,405 9 0		3,44,814 6 0
40,603 4 7	Debt Charges ...	40,532 2 10		40,534 13 0
592 6 0	New Works ...	26 7 0		26 7 0
3,78,123 13 7			3,53,964 2 10	3,35,375 10 0
	XII.—Licensing and Removal of Encroachments on Public Streets.			
69,328 1 9	A.—Licensing Establishment ...	73,290 8 0		75,664 2 0
34,697 1 7	B.—Removal of Encroachment on Public Streets ...	35,807 4 6		41,308 10 6
	New Works ...	970 11 8		1,022 0 0
1,04,025 2 10			1,13,068 8 2	1,17,994 12 6
	XIII.—Gardens and Open Spaces.			
1,30,563 14 3	A.—Gardens—			
	(a) Victoria Gardens ...	1,18,819 13 9		1,30,902 8 0
47,252 0 9	(b) Miscellaneous Gardens, Open Spaces, B and Stands, etc. ...	45,090 7 0		60,795 5 0
1,77,815 15 0	B.—New Gardens, Recreation Grounds, etc....	1,63,910 4 9		1,81,697 13 0
9,233 11 5	New Works ...	6,970 6 4		7,822 0 0
1,404 6 1	Debt Charges ...	2,387 7 8		2,387 8 0
2,44,115 15 2		2,44,989 5 6		2,45,743 11 3
4,31,570 0 2			4,18,257 8 9	4,37,651 0 3
	XIV.—Markets and Slaughter Houses.			
41,554 14 0	A.—Markets and Slaughter Houses—			
1,60,359 3 4	(a) Central Office ...	39,922 5 0		40,453 0 0
1,05,780 6 3	(b) Municipal Markets ...	1,55,504 2 4		1,68,150 3 0
	(c) Slaughter Houses ...	97,045 4 8		1,02,303 2 0
3,07,694 7 7	Debt Charges ...	2,92,471 12 0		3,10,905 5 0
3,76,659 6 4	New Works ...	3,72,996 5 9		3,74,698 0 0
7,704 10 8	Proportion of General Supervision & Collection of Revenue.	15,197 15 4		17,252 3 0
32,979 8 2		36,953 4 0		35,811 0 0
7,35,037 11 4			7,16,619 3 1	7,38,686 8 0
23,10,873 0 2	XV.—Contribution to the City Improvement Trust.		23,54,568 1 2	23,54,568 1 2
2,30,742 10 1	XVI.—Contribution to Provident Fund by the Municipal Corporation ...		2,58,177 9 0	2,60,000 0 0
3,26,47,551 14 7	Total Re. ...		3,23,28,729 0 5	3,37,36,319 1 5

M. R. TAMBE,

No. 4—concluded.

DITURE.

Final Grants compared with the Actuals.			Compared with the Actuals for 1930-31.	
Balance unexpended.	Required to be renewed in 1932-33.	Savings	Increase.	Decrease.
6	7	8	9	10
Rs. a. p.	Rs. a. p.	Rs. a. p.	Rs. a. p.	Rs. a. p.
12,59,647 1 9	4,11,993 0 0	8,47,654 1 9	6,11,721 13 0	11,36,352 1 8
5,318 15 1	61 0 0	5,257 15 1	5,848 5 8
22,743 10 2	100 0 0	22,643 10 2	16,578 11 6
3,569 2 6	3,569 2 6	2,492 8 11
28,328 12 5	4,897 0 0	23,431 12 5	18,313 0 8
1,514 12 0	1,514 12 0	485 4 0
6,866 11 8	6,555 0 0	311 11 8	2,02,569 2 2
68,341 15 10	11,618 0 0	56,728 15 10	2,09,902 11 10	37,379 0 1
31,498 13 0	609 11 8	30,799 1 4	23,521 10 0
2 10 2	1 4 4	1 5 10	71 1 9
.....	565 15 0
31,411 7 2	611 0 0	30,800 7 2	24,168 10 9
2,373 10 0	569 0 0	1,804 10 0	3,962 6 9
2,501 6 0	239 0 0	2,262 6 0	4,110 2 11
51 4 4	51 4 4	970 11 8
4,926 4 4	808 0 0	4,118 4 4	9,043 5 4
12,082 10 3	2,418 4 0	9,664 6 3	11,744 0 6
5,704 14 0	654 14 0	5,050 0 0	2,161 9 9
17,787 8 8	3,073 2 0	14,714 6 8	19,905 10 3
351 9 8	260 8 10	591 0 10	2,263 5 1
0 0 4	0 0 4	933 1 7
754 5 9	747 5 2	7 0 7	873 5 10
19,393 8 0	4,081 0 0	15,312 8 0	1,856 7 5	16,168 15 4
529 11 0	529 11 0	1,632 9 0
12,646 0 8	4,633 9 0	8,012 7 8	4,855 1 0
5,257 13 4	2,249 7 5	3,008 5 11	8,735 1 7
18,483 9 0	6,883 0 5	11,600 8 7	15,222 11 7
1,701 10 3	1,699 14 7	1 11 8	3,653 0 7
2,054 5 8	1,363 1 0	691 4 8	7,493 3 1
Cr. 142 4 0	Cr. 142 4 0	2,974 0 10
22,047 4 11	9,946 0 0	12,101 4 11	10,467 3 11	18,883 12 2
.....	48,695 1 0
1,822 7 0	1,822 7 0	27,434 14 11
14,07,590 1 0	4,39,052 0 0	9,68,538 1 0	9,14,121 9 5	12,32,844 7 7

H. K. KIRPALANI,
Municipal Commissioner.

REVENUE ACCOUNT BALANCE

Liabilities.	Rs. a. p.	Rs. a. p.
Debts—		
Due on Cash Bills Outstanding Account	13,615 1 5	
„ Cheques payable	2,46,864 2 4	
„ Stores purchased, Outstanding Accounts	45,185 6 1	
„ Outstanding Charges for 1931-32 and previous years	4,39,052 0 0	
„ „ on account of Interest accrued but not paid ... (Vide details shown in Appendix No. 14 E).	17,09,456 3 4	
City Improvement Trust—		
Contribution falling due in 1932-33	23,52,241 15 11	
Deposits in Cash and Public Securities from Contractors and private parties. (Vide details as shown in Appendix No. 14 C.)	14,63,084 5 9	62,69,499 2 10
Public Monuments Maintenance Fund (vide details as shown in Appendix No. 16 B.)		1,07,753 9 0
Endowments Fund (vide details shown in Appendix No. 16 C)		1,10,569 8 0
Stock Account—		
Capital Purchases Account, &c,	16,597 4 0	
Stock Adjustment Account	31,923 8 5	47,520 12 5
Special Funds as at 31st March 1932—		
Fire and Accident Insurance Fund	7,24,684 4 2	
Net Premia Fund	8,68,164 12 7	
Provident Fund	53,09,988 10 5	
Fines Fund	4,82,489 10 5	
Plant and Machinery Depreciation Fund	22,54,558 2 8	
Renewal of Road Surfaces Fund	10,31,949 14 0	
Gardens Fund	10,147 3 6	
Loan Redemption Fund—		
Amount held in General Fund for repayment of 40 Lakhs Loan debentures due 1929		1,08,71,982 9 9
		3,000 0 0
Carried forward Rs. ...		1,72,10,325 10 0

No. 5.

SHEET AS AT 31st MARCH 1932.

Assets.		Rs. a. p.	Rs. a. p.
Cash at Bank	...	12,72,506 15 1	
Cash in Office	...	73 12 2	
Interest warrants Payable Account	...		12,72,580 11 3 34,806 4 10
Debts—			
Due for stores sold	...		1,766 13 0
Stock—(Vide Appendix No. 14 D)			
Stock (Reserve Stores)	...	2,93,532 13 6	
Water Works Imprest	...	2,822 1 6	
Executive Engineer's Department (D. E. Works)	...	27,942 1 0	
Line Suspense Account...	...	89,739 5 7	
Capital Stores—		4,14,036 5 7	
Stock	...	2,98,181 1 3	7,12,217 6 10
Plant and Machinery	...	20,67,772 9 5	
Advances Recoverable—(Vide Appendix No. 14 B.)			
Departmental Works	...	23,161 4 1	
Private Works	...	27,470 12 3	
Asphalt Plant, Crushers, &c.	...	3,968 10 10	
Municipal Officers	...	(a) 22,305 9 6	
Sundries—Mis.—Advances	...	(b) 20,241 4 3	
Municipal Tenderes	...	1 10 3	
Purchase of Coal	...	33,161 0 7	
Purchase of Petrol	...	3,099 6 0	
Workshops	...	34,600 7 0	
Expenditure on conversion of insanitary basket privies into water-closet by subsidising house owners	...	5,00,000 0 0	
Advance from Plant and Machinery Depreciation Fund for levelling, metalling, &c., private streets	...	1,33 118 13 3	
Advance from Plant and Machinery Depreciation Fund for meeting capital expenditure	...	8,50,000 0 0	
Interest receivable account	...		16,51,128 14 6 62,910 15 0
Deposits in Public Securities :—			
With the Imperial Bank of India	...	4,52,700 0 0	
In Office	...	87,000 0 0	
			5,39,700 0 0
Carried forward Rs.	...		63,42,683 10 10
(a) Advances to Municipal officers for Contingent expenditure	...	Rs. 12,410 9 6	
Do. do. do. for Motor cars, &c., and cycles	...	" 9,895 0 0	
		Rs. 22,305 9 6	
(b) Advance with the B. B. & C. I. and G. I. P. Railways for freight charges on cement	...	Rs. 8,000 0 0	
Other recoverable advances	...	" 12,241 4 9	
		Rs. 20,241 4 9	

Appendix
REVENUE ACCOUNT BALANCE

	Rs.	a.	p.	Rs.	a.	p.
Brought over Rs.				1,72,10,925	10	0
Surplus Revenue Fund as per Appendix No. 2				66,56,248	6	3
Total Rs.				2,38,66,574	0	3

M. R. TAMBE,
Chief Accountant.

No. 5—concluded.

SHEET AS AT 31st MARCH 1932.

	Brought over ...		Deposits in Cash Fixed, at call and current a/c.	Rs. a. p.	Rs. a. p.
	In Securities.			7,24,684 4 2	63,42,683 10 10
	Face Value.	Actual cost.			
	As per Appendix No. 16.				
Investments—					
Special Funds.					
Municipal Fire and Accident Insurance Fund	Rs. a. p. 8,22,200 0 0	Rs. a. p. 7,24,225 14 0	Rs. a. p. 458 6 2		
Net Premia, &c., on different Municipal Loans	10,26,700 0 0	8,67,695 4 0	469 8 7		
Provident Fund ...	59,91,700 0 0	53,09,502 16 9	485 10 8		
Fines Fund	5,45,100 0 0	4,82,073 12 0	415 14 5		
Plant and Machinery Depreciation Fund...	13,45,300 0 0	12,70,935 5 0	504 0 5		
Renewal of Road Sur- faces Fund	11,60,800 0 0	10,21,504 0 0	445 14 0		
Gardens Fund	11,000 0 0	9,854 12 0	292 7 6		
					(a) 96,88,803 12 6
Surplus Funds.					
3½ per cent. Government Paper	50,700 0 0	30,493 10 0			
5 per cent. Government War Loan 1929-47	23,900 0 0	23,974 11 0			
4 per cent. Government Loan 1960-70	1,31,400 0 0	1,16,339 10 0			
6 per cent. Bonds 1932 ...	300 0 0	303 9 0			
4 per cent. C.I.T. Debentures...	25,200 0 0	25,200 0 0			
4½ per cent. Govt. Loan 1934	7,56,100 0 0	7,37,197 8 0			
	9,87,600 0 0	9,33,511 0 0			
India Treasury Bills	55,25,000 0 0	54,33,203 2 0			
Fixed Deposits			9,57,600 0 0		
Deposits at Call			1,50,000 0 0		
Current Account Deposits ...			1,40,851 8 8		
Cash with Imperial Bank ...			1,538 2 8		
	65,12,600 0 0	63,66,714 2 0	12,49,989 5 11		76,16,703 7 11
Public Monuments Maintenance Fund. (Vide Appendix No. 16 B.)...	1,11,700 0 0	1,07,753 9 0			1,07,753 9 0
Endowments Fund. (Vide Appendix No. 16 C.)...	1,20,100 0 0	1,10,569 8 0			1,10,569 8 0
Total Rs. ...					2,38,66,574 0 3

(a) For Face, Purchase and Market values of each kind of securities held in the Special Funds, please see Appendix No. 16 attached.

H. K. KIRPALANI,
Municipal Commissioner.

Appendix No. 6.**Statement of Special Funds for 1931-32.****Municipal Fire and Accident Insurance Fund.**

(Corporation Resolution No. 4572 of 4th October 1888, Corporation Resolution No. 4479 of 5th October 1914, Standing Committee Resolution No. 3451 of 2nd July 1924, Corporation Resolution No. 13888 of 18th February 1926.)

	<i>Dr.</i>	<i>Cr.</i>
	Rs. a. p.	Rs. a. p.
Balance on 1st April 1931		6,72,740 7 6
Contributions for the year		21,500 0 0
Interest realized		31,448 0 8
Expenditure incurred during the year	1,004 4 0	
Balance on 31st March 1932 as per Balance Sheet, Appendix No. 5..	7,24,684 4 2	
Total Rs. ...	7,25,688 8 2	7,25,688 8 2

Worn-out Water Mains Renewal Fund.

(Standing Committee Resolution No. 12512 of 22nd February 1893 and Corporation Resolution No. 13406 of 9th March 1893.)

	Rs. a. p.	Rs. a. p.
Balance on 1st April 1931		2,35,493 4 1
Interest realized		13,480 13 4
Expenditure incurred during the year	60,527 6 4	
Balance on 31st March 1932 as per Balance Sheet, Appendix No. 7e.	2,38,446 11 1	
Total Rs. ...	2,98,974 1 5	2,98,974 1 5

Net Premia Fund.

(Corporation Resolution Nos. 5294 of 19th November 1888, 9222 of 11th December 1893 and 5179 of 15th November 1906 and Standing Committee Resolution No. 3343 of 28th August 1907.)

	Rs. a. p.	Rs. a. p.
Balance on 1st April 1931		8,63,210 14 7
Interest realized		43,289 14 8
Sale of water-marked paper		74 12 1
Amount transferred from Loan Fund to repay the discount on 37 Lakhs Loan issued in 1929-30		175 5 0
Amount transferred to Sinking Fund Investments Reserve Fund ..	39,586 1 9	
Balance on 31st March 1932 as per Balance Sheet, Appendix No. 5...	*8,68,164 12 7	
Total Rs. ...	9,06,750 14 4	9,06,750 14 4

* Out of this, Rs. 4,19,571 belong to Water Works Account.

Appendix No. 6—continued.**Statement of Special Funds for 1931-32.****Provident Fund.**

(Corporation Resolution No. 5596 of 7th September 1920.)

	Dr.	Cr.
	Rs. a. p.	Rs. a. p.
Rs. a. p.		
Balance on 1st April 1931 :—		
Amount of Subscribers' accounts 29,83,720 15 0		
„ excess interest, profit on sale of securities, etc., carried forward 3,76,581 0 3		
„ of subscription and interest (Schools Committee)... .. 11,16,707 10 2		
Net Receipts on account of Subscribers' and Municipal contribu- tions during 1931-32		41,77,009 9 5
Interest allowed on the Provident Fund Accounts during 1931-32		4,31,616 0 0
Amount of excess interest, etc., realized on the investments during 1931-32		1,53,501 12 0
Receipts on account of Subscription and interest (Schools Committee). Balance on 31st March 1932 as per Balance Sheet, Appendix No. 5	53,09,988 10 5	1,64,733 7 0
Total Rs.	53,09,988 10 5	53,09,988 10 5

Fines Fund.

(Corporation Resolution No. 1217 of 12th May 1919.)

	Rs. a. p.	Rs. a. p.
Balance on 1st April 1931		4,53,579 7 2
Interest realized		21,401 0 0
Net Recoveries of fines during the year		26,546 1 0
Expenditure incurred during the year	19,036 13 9	
Balance on 31st March 1932 as per Balance Sheet, Appendix No. 5	4,82,489 10 5	
Total Rs.	5,01,526 8 2	5,01,526 8 2

Plant and Machinery Depreciation Fund.

(Corporation Resolution No. 5533 of 1st September 1924.)

	Rs. a. p.	Rs. a. p.
Balance on 1st April 1931		24,41,272 9 0
Interest realized during the year		1,01,008 13 8
Amount of depreciation on plant and machinery credited to Fund account during the year		1,20,985 0 0
Value of Scrap of Plant and Machinery sold		1,045 0 0
Expenditure on purchase of Plant and Machinery	14,753 4 0	
Transfer to Revenue	3,95,000 0 0	
Balance on 31st March 1932 as per Balance Sheet, Appendix No. 5 :—		
Amount advanced for financing capital expen- diture	8,50,000 0 0	
Amount advanced for meeting expenditure on levelling, metalling, etc., Private streets	1,83,118 18 3	
Amount held in Securities and cash	12,71,439 5 5	
Total Rs.	22,54,558 2 8	26,64,311 6 8

Renewal of Road Surfaces Fund.

(Corporation Resolution No. 774 of 27th April 1925.)

	Rs. a. p.	Rs. a. p.
Balance on 1st April 1931		9,77,108 14 0
Interest realized		44,841 0 0
Balance on 31st March 1932 as per Balance Sheet, Appendix No. 5.	10,21,949 14 0	
Total Rs.	10,21,949 14 0	10,21,949 14 0

Gardens Fund.

(Corporation Resolution No. 912 of 1st May 1930.)

	Rs. a. p.	Rs. a. p.
Balance on 1st April 1931		6,054 7 6
Recoveries during the year		6,158 15 6
Interest realized during the year		418 4 0
Expenditure incurred during the year	2,482 7 6	
Balance on 31st March 1932 as per Balance Sheet, Appendix No. 5.	10,147 3 6	
Total Rs.	12,629 11 0	12,629 11 0

Appendix No. 6—concluded.**Statement of Special Funds for 1931-32.****Levelling, Metalling, &c., Private Streets Fund.**

(Corporation Resolution No. 9427 of 23rd January 1922 and Corporation Resolution No. 11147 of 7th January 1926.)

Dr. Cr.

	Rs.	a.	p.	Rs.	a.	p.
Expenditure incurred out of the amount advanced from Plant and Machinery Depreciation Fund up to 1st April 1931	1,46,700	3	3			
Expenditure during the year	43,777	4	6			
Recoveries on account of expenditure during the year				52,377	13	4
Interest charges during the year	6,607	8	0	2,896	8	6
Recoveries on account of supervision charges during the year				8,692	1	8
Advance from Plant and Machinery Depreciation Fund as at 31st March 1932				1,93,118	18	3
Total Rs.	1,97,084	15	9	1,97,084	15	9

Municipal Land and Buildings Fund.

(Corporation Resolution No. 42 of 3rd April 1916 and Corporation Resolution No. 2600 of 25th June 1923.)

	Rs.	a.	p.	Rs.	a.	p.
Balance on 1st April 1931				2,55,211	10	0
Expenditure incurred during the year	1,740	1	6			
Transfer to Revenue	2,53,471	8	6			
Total Rs.	2,55,211	10	0	2,55,211	10	0

Public Monuments Maintenance Fund.

	Rs.	a.	p.	Rs.	a.	p.
Balance on 1st April 1931				1,06,779	8	0
Donations received during the year				974	1	0
Balance on 31st March 1932 as per Balance Sheet, Appendix No. 5	1,07,753	9	0			
Total Rs.	1,07,753	9	0	1,07,753	9	0

Endowments Fund.

	Rs.	a.	p.	Rs.	a.	p.
Balance on 1st April 1931				1,07,379	8	0
Purchase of Securities for the investment of interest realized on donations for warm clothing				3,190	0	0
Balance on 31st March 1932 as per Balance Sheet, Appendix No. 5	1,10,569	8	0			
Total Rs.	1,10,569	8	0	1,10,569	8	0

M. R. TAMBE,
Chief Accountant,H. K. KIRPALANI,
Municipal Commissioner.

Appendix

CAPITAL FUND BALANCE

	Rs. a. p.	Rs. a. p.	Rs. a. p.
Loans Outstanding:—			
Due to Government—			
(Vide details as shown in Appendix No. 11)		9,01,07,745 2 9	
Due to Public—			
(Vide details as shown in Appendix No. 11)		8,62,97,500 0 0	
(Advance from Special Funds vide Appendix No. 11) ..		8,50,000 0 0	
		17,72,55,245 2 9	
Trust Fund Account:—			
Balance out of donation received for Maternity Home at Chhas Mubolla		52,614 15 5	
Donat in from Sir Currimbhoy Ebrahim for the construction of a Primary School building:—			
Amount of Donation with interest received from the Schools Committee	Rs. 1,22,772 7 6		
Interest	" 3,829 4 11		
	" 1,26,601 12 5		
<i>Less</i>			
Expenditure in 1931-32. ..	56,262 0 0		
Balance of Donation. ..	70,339 5		
		70,339 12 5	
Donation from Seth Jannadas Lalubhai Charities for the construction of a Museum Hall at Gordhandas Sunderdas Medical College			
Amount of Donation in Government Securities	Rs. 1,10,000 0 0		
Cash Value	" 72,199 10 0		
Interest	" 2,266 4 0		
	" 74,405 14 0		
		74,405 14 0	
Donation from the N. M. Wadia Charities for Deep X-Ray Therapy Apparatus at King Edward Memorial Hospital			
Amount of Donation	Rs. 25,000 0 0		
Interest	" 927 8 6		
	" 25,927 8 6		
		25,927 8 6	2,23,288 2 4
Worn-out Water Mains Renewal Fund Account			2,38,446 11 1
Temporary advance from Surplus Cash Balance pending raising of a loan on account of conversion of insanitary basket-pries into water-closets by subsidising house-owners			5,00,000 0 0
Carried forward Rs. ...			17,82,16,980 0 2

No. 7.

SHEET AS AT 31st MARCH 1932.

		Rs.	s.	p.	Rs.	a.	p.
Block Account:—							
Loan Funds—							
Property and Assets at original cost as per Appendix No. 8	...	23,18,02,091	2	3			
<i>Less—Subventions granted for the conversion of privies into water-closets, shown below</i>	...	12,40,600	0	0			
		23,05,61,491	2	3			
Subventions granted for the conversion of privies into water-closets	...	13,40,600	0	0			
					23,18,02,091	2	3
Trust Fund—							
Expenditure as per Appendix No. 8	...				34,06,621	2	0
Worn-out Water Mains Renewal Fund.—							
Expenditure as per Appendix No. 8	...				6,91,527	8	9
Unbooked Property.—							
As per valuation of 1884	...				45,37,835	11	11
Municipal Land and Buildings Fund:—							
Land purchased and Buildings erected as per Appendix No. 8	...	43,03,043	6	8			
Temporary advance to Development Fund	...	81,77,390	6	0			
					74,80,433	12	8
Surplus Cash Balance—							
Subventions granted for the conversion of privies into water-closets pending the raising of a loan	...				5,00,000	0	0
Investments —							
		In Securities.		In Cash.			
		Face Value.	Actual Cost.	Cash Deposits.			
SINKING FUND:—		As per Appendix No. 10.					
		Rs.	a.	p.	Rs.	a.	p.
Sinking Fund	...	2,81,90,500	0	0	3,15,66,120	0	4
		33,47,600	0	0			
					396	1	11
					3,15,66,516	2	3
Sinking Fund Investments	...	13,95,200	0	0	12,31,192	0	0
Reserve Fund	...						
					287	5	11
					12,31,479	5	11
					3,27,97,995	8	2
Carried forward Es.					28,12,16,504	8	9

(a) For Face and Market values of each kind of security held in the Sinking Funds, please see Appendix No. 16A (attached).

Appendix

CAPITAL FUND BALANCE

	Rs.	a.	p.	Rs.	a.	p.
Brought over Rs.				17,82,16,980	0	2
Surplus--						
CAPITAL ASSETS AT ORIGINAL COST OVER LIABILITIES:--						
Sinking Fund on Loans	3,27,97,995	8	2			
Loans repaid, etc.	3,91,25,353	15	6			
Unbooked Property	45,37,835	11	11			
Premia on Loans	2,93,848	11	11			
Contributions from Special Funds	8,03,171	0	3			
" " Revenue for Loan Works Establishment...	17,869	15	8			
" " G. I. P. Ry.	3,74,000	0	0			
" " Port Trust	1,56,500	0	0			
" " Government for Schools	5,00,000	0	0			
" " Worn-out Water Mains Renewal Fund	6,91,527	3	9			
" " Land and Buildings Fund	74,80,433	13	8			
" " Development Fund	1,34,32,075	7	8			
" " Revenue towards Bai Jerbai Wadia Hospi- tal for Children	7,00,000	0	0			
	10,09,10,611	7	6			
Contributions from Trust Fund--						
Royal Visit Fund in connection with a Ward for Tuberculosis						
Balance of Donation	52,687	9	5			
Gordhandas Sunderdas Medical College (Government Promis- sory Notes of the face value of Rs. 14½ lakhs received from Gordhandas Sunderdas Charities Trust)--						
Donation ... Rs.	9,00,072	0	0			
Interest	1,84,215	13	6			
	10,84,287	13	6			
King Edward VII Memorial Hospital--						
Contribution from Government	4,94,326	11	10			
" " K. E. M. Committee	6,94,599	0	11			
	11,88,925	12	9			
Fire Brigade Station at Frere Road--						
Contribution from Port Trust	1,32,318	6	0			
Maternity Home at Victoria Road 3rd Cross Lane--						
Contribution from Sir Mahomedbhoy Currimbhoy--						
Donation ... Rs.	1,00,970	1	7			
Interest	11,593	1	11			
	1,12,563	3	6			
Willingdon Memorial Play ground (Amount received from Willingdon Memorial Committee)--						
Donation ... Rs.	1,35,604	11	4			
Interest	22,435	3	7			
	1,58,039	14	11			
Maternity Home at Chhas Moholla (From the estate of Mr. Maho- med Haji Saboo Sidick)--Donation ... Rs.	5,13,500	0	0			
Interest	1,30,516	3	8			
	6,44,016	3	8			
Less--Amount held in Trust Fund						
Account	53,614	15	5			
	5,91,401	4	3			
Memorial Ward at K. E. M. Hospital (Donation from the estate of the late Dr. Haji Ismail Jan Mahomed)	30,135	10	6			
Construction of a Primary School building at Nalbundiki- wadi Mahim (Donation from Sir Currimbhoy Ebrahim)	56,362	0	0			
	34,06,621	2	0			
Debit--				10,49,17,392	9	6
Assets written off				4,19,277	9	9
				10,38,97,954	15	9
Total Rs.				28,21,14,934	15	11

M. R. TAMBE,
Chief Accountant.

No. 7—concluded.

SHEET AS AT 31ST MARCH 1932.

	Brought over Es. ...						Rs.	a. p.	Rs.	a. p.
	IN SECURITIES AND CASH									
	Face Value.		Actual Cost.		Cash Deposits.					
	Rs.	a. p.	Rs.	a. p.	Rs.	a. p.				
Loan & Trust Funds.										
3½ per cent. G. P. Notes ...	90,200	0 0	53,950	14 0						
5 per cent. Loan 1929-47 ...	1,700	0 0	1,607	9 0						
4 per cent. Loan 1960-70 ...	3,20,800	0 0	2,82,804	0 0						
4 per cent. B. P. T. Loan ...	3,000	0 0	2,100	0 0						
4 per cent. Loan 1934-37 ...	2,000	0 0	1,776	4 0						
6 per cent. Loan 1933-36 ...	3,300	0 0	3,300	0 0						
4½ per cent. Loan 1955-60 ...	2,800	0 0	2,306	8 0						
5 per cent. Loan 1945-55 ...	4,500	0 0	4,500	0 0						
6½ per cent. Bombay Development Loan ...	2,500	0 0	2,598	7 0						
	4,30,800	0 0	3,54,443	10 0						
India Treasury Bills ...	25,000	0 0	24,546	14 0						
Fixed Deposit ...					2,50,000	0 0				
Current Account Deposits ...					29,108	9 1				
Cash in Imperial Bank of India ...					1,824	11 0				
	4,55,800	0 0	3,78,990	8 0	2,80,993	4 1			6,59,983	12 1
SPECIAL FUNDS.										
Worn-out-Water mains Renewal Fund ...	2,85,600	0 0	2,38,132	0 0	314	11 1			2,38,446	11 1
Total Rs. ...									28,21,14,934	15 11

* Inclusive of Rs. 2,23,288-4 on account of Trust Funds.

H. K. KIRPALANI,
Municipal Commissioner.

Appendix No. 8.

SUMMARY.

	Capital Expenditure upto 31st March 1931.	Expended during the year.	Total Capital Expenditure upto 31st March 1932.
	Rs. a. p.	Rs. a. p.	Rs. a. p.
(1) Loan Funds.			
I.—General Supervision, Collection of Revenue, &c.	20,39,476 4 10	20,39,476 4 10
II.—Water Works, Ordinary	4,47,29,613 13 9	19,000 6 0	4,47,48,614 3 9
Tansa Triplication	5,00,41,155 3 3	19,619 2 6	5,00,60,774 5 9
III.—Education, Primary	20,98,747 0 2	63,711 8 2	21,62,458 8 4
V.—Public Health Department	14,03,214 13 0	14,03,214 13 0
VI.—Medical Relief and Education	67,12,344 7 6	22,660 7 5	67,35,004 14 11
VII.—Street Cleansing and Conservancy, Road Watering and Halalkhore Service	69,55,870 8 5	6,75,179 8 4	76,31,050 0 9
VIII.—Roads, Drains and Sewers	5,96,48,074 10 5	8,17,744 11 7	6,04,65,819 6 0
IX.—Mechanical	22,68,542 8 0	1,84,450 7 6	24,52,992 15 6
X.—Buildings, Land Acquisition and Management	4,12,63,653 4 5	1,58,429 12 1	4,14,22,083 0 6
XI.—Fire Brigade	10,59,485 14 9	10,59,485 14 9
XIII.—Gardens and Open Spaces	36,77,918 11 4	Cr. 1,689 10 4	36,76,229 1 0
XIV.—Markets and Slaughter Houses	76,88,155 0 9	2,606 14 2	76,90,761 14 11
Discount and other Charges on Loans	2,54,125 10 3	2,54,125 10 3
(1) Loan Works—Total Rs. ..	22,98,40,377 14 10	19,61,713 3 5	23,18,02,091 2 3
(2) Trust Fund.			
Works executed	33,50,359 2 0	56,262 0 0	34,06,621 2 0
(3) Worn-out Water Mains Renewal Fund.			
Works executed	6,30,999 13 5	60,527 6 4	6,91,527 3 9
(4) Land and Buildings Fund.			
Lands purchased and buildings erected	43,01,303 5 2	1,740 1 6	43,03,043 6 8
(5) Works executed out of Sur- plus Cash Balance pending raising of a Loan.			
Conversion of insanitary basket privies, &c.	6,75,000 0 0	Cr. 1,75,000 0 0	5,00,000 0 0
Grand Total Rs. ..	23,87,98,040 3 5	19,05,242 11 3	24,07,03,282 14 8

Appendix No. 8.

Block Account showing details of Capital Expenditure upto 31st March 1932.

	Capital Expenditure upto 31st March 1931.	Expended during the year.	Total Capital Expenditure upto 31st March 1932.
	Rs. a. p.	Rs. a. p.	Rs. a. p.
I.—GENERAL SUPERVISION, COLLECTION OF REVENUE, ETC.			
MUNICIPAL OFFICE BUILDINGS—			
Municipal Office Buildings	14,67,386 11 3	14,67,386 11 3
Extension of the Municipal Office on the present site	1,30,529 12 6	1,30,529 12 6
Extending Municipal Office on the new site of Cruickshank Road	9,763 0 0	9,763 0 0
	16,07,679 7 9	16,07,679 7 9
WORKSHOPS—			
Construction of New Municipal Workshops at Foras Road	5,64,329 14 5	5,64,329 14 5
Other Works	3,36,676 6 8	3,36,676 6 8
	9,01,006 5 1	9,01,006 5 1
OTHER STRUCTURES—			
Works completed (<i>vide</i> page 59 of the Report for 1929-30)	5,85,972 5 8	5,85,972 5 8
I.—General Supervision, &c., Total Rs. ..	30,94,658 2 6	30,94,658 2 6
Less—Works transferred to other service heads	10,55,181 13 8	10,55,181 13 8
I.—General Supervision, &c., Total Rs. ..	20,39,476 4 10	20,39,476 4 10
II.—WATERWORKS, ORDINARY.—			
Works completed (<i>vide</i> pages 55 and 56 of the Report for 1930-31)	4,34,83,194 14 6	4,34,83,194 14 6
Installation of filters at Powai for purifying water	5,30,779 0 2	Cr. 160 2 4	5,30,618 13 10
	4,40,13,973 14 8	Cr. 160 2 4	4,40,13,813 12 4
Works completed during the year—			
Providing mains and hydrants in the City where there are none existing ..	2,90,274 5 10	2,90,274 5 10
Laying water mains in the proposed lay out between Dadar Overbridge and Dadar Road, west of Tulsi Pipe Line..	28,129 12 0	28,129 12 0
Providing water mains in Sewri-Wadala Area, Scheme No. 57 of C. I. Trust ..	46,886 8 3	46,886 8 3
Installation of Chlorinating plant for sterilizing the water from Vehar and Tulsi Lakes	25,289 1 4	25,289 1 4
Providing 6" water main in either foot-path along Sydenham Road between Sandhurst Road and Masjid Bunder Road	16,704 5 1	16,704 5 1
Conversion gradually of an adequate number of underground hydrants out of the existing 4,849 underground hydrants into standpost hydrants to prevent pollution of water supply of the City	16,221 3 1	16,221 3 1
Providing 18" and 12" water mains at M. H. Reservoir to obtain independent connection from Reservoir Nos. 1 & 2..	11,133 10 7	11,133 10 7
Providing 6" water mains in Nepean Sea Road from Nepean Road to Harkness Road	21,452 8 1	21,452 8 1
Laying additional 6" water main in Lady Jamshedji Road and east foot-path from Worli Road to DeLisle Road ..	24,277 1 11	24,277 1 11
Acquisition of village site within the Tansa Catchment area	2 5 0	2 5 0
Providing a 15" main in Road No. 42 C. I. Trust Sewree-Wadala Scheme No. 57 from Bhoiwada Road to the Harbour Branch Railway	47,045 8 10	47,045 8 10
Relaying water mains affected by Grant Road Terminal Scheme between Bellasis Bridge and Haines Road ..	1,46,361 14 0	1,46,361 14 0
	6,73,778 4 0	6,73,778 4 0
	4,46,87,752 2 8	Cr. 160 2 4	4,46,87,592 0 4
II.—Water Works. Ordinary, Carried over Rs.	4,46,87,752 2 8	Cr. 160 2 4	4,46,87,592 0 4

Appendix No. 8—continued.

	Capital Expenditure upto 31st March 1931.		Expended during the year.		Total Capital Expenditure upto 31st March 1932.	
	Rs.	a. p.	Rs.	a. p.	Rs.	a. p.
II.—Water Works, Ordinary. Brought over Rs. ..	4,46,87,752	2 8	Cr. 160	2 4	4,46,87,592	0 4
Works in progress:—						
Laying 12" main in Dadar Road and Portuguese Church Road East of Oadell Road	31,593	12 2	7,475	2 6	39,068	14 8
Laying additional service mains in Clare Road	10,249	6 11	1,200	0 0	11,449	6 11
Laying an additional length of 6" water mains in C.I.T. Scheme at Dharavi.	18	8 0	7,126	10 7	7,145	2 7
Providing additional water mains in Mahim Development Scheme		3,358	11 3	3,358	11 3
	41,861	11 1	19,160	8 4	61,022	3 5
II.—Water Works, Ordinary—Total Rs. ..	4,47,29,613	13 9	19,000	6 0	4,47,48,614	3 9
II.—Water Works—						
Tansa Triplication:—						
Widening the Track along Tansa Pipe line between Pogaon and Pokran ..	7,31,751	9 8		7,31,751	9 8
Preliminary fees and expenses ..	44,458	13 4		44,458	13 4
Cost of making survey of the country through which the new aqueduct could be constructed	20,744	2 7		20,744	2 7
Section I.—Forming pipe track from Tansa to Bandra, supplying and lay- ing trolley lines, erecting sluice house, Inspector's houses, temporary engine house and semi-permanent buildings and accommodation roads, etc. ..	94,17,042	9 8	5,072	0 1	94,22,114	9 9
Section IA.—Tansa-Atgaon metalled road	3,68,319	11 7		3,68,319	11 7
Section IB.—Raising Tansa Dam ..	8,47,754	11 6		8,47,754	11 6
Section IC.—Acquisition of land for embankments for new pipe tracks and trolley lines	3,27,032	7 3	739	15 4	3,27,772	6 7
Section ID.—Altering outlet well and constructing head works and control room at Tansa	5,68,375	15 10		5,68,375	15 10
Section II.—Supplying and laying about 42 miles steel pipes from Tansa to Pogaon	2,47,02,061	7 6	5,076	10 6	2,47,07,138	2 0
Section III.—Supplying and laying about 63 miles steel pipes, &c., from Pogaon to Bombay	74,06,566	2 6	1,700	14 7	74,08,267	1 1
Section IV.—Supplying sluice valves and other apparatus	4,58,199	15 6		4,58,199	15 6
Section V.—Supplying two 57" Venturi meters	1,33,604	11 10		1,33,604	11 10
Section VIA.—Constructing bridges at Kasheli	41,01,419	10 2		41,01,419	10 2
Section VII.—Constructing new bridge & approaches at Bandra for carrying two 57" mains over the Bandra Creek	93,999	1 11		93,999	1 11
Section VIII.—Supplying and erecting a temporary pumping plant at Kasheli	4,45,606	1 5		4,45,606	1 5
Section VIIIA.—Supplying and erecting permanent pumping plant.	357	8 0		357	8 0
Section IX.—Cast Iron Pipes and special castings	1,50,785	8 0		1,50,785	8 0
Section IXA.—Supplying and laying pipes, &c., required for remodelling the distribution system in Bombay including Petemeter Survey, &c. ..	86,739	5 3		86,739	5 3
Proportionate cost of acquiring land in Mahim Development Scheme IV for laying the new 57" Tansa Main ..	71,630	0 0		71,630	0 0
Proportionate cost of laying a protected reinforced concrete formation over the Tansa Water Trench at Mahim.	53,692	0 0		53,692	0 0
Vaiterna Scheme	11,013	9 9	7,029	10 0	18,043	3 9
Tansa Triplication—Total Rs. ..	5,00,41,155	3 3	19,619	2 6	5,00,60,774	5 9
II.—Water Works—Total Rs. ..	9,47,70,769	1 0	38,619	8 6	9,48,09,388	9 6

Appendix No. 8—continued.

	Capital Expenditure upto 31st March 1931.	Expanded during the year.	Total Capital Expenditure upto 31st March 1932.
	Rs. a. p.	Rs. a. p.	Rs. a. p.
III.—EDUCATION.			
SCHOOL BUILDINGS—			
Construction of Buildings for Primary Schools in the City (10 Lakhs Pro- gramme)—			
Preliminary Expenses	4,744 12 10	4,744 12 10
Kumbharwada School	1,02,667 8 10	1,02,667 8 10
Old Nagpada and Memonwada Schools	31,227 7 11	31,227 7 11
Mazagaon Road School	37,532 5 7	37,532 5 7
Moreland Road School	1,01,733 1 11	1,01,733 1 11
Ardeshir Dady Street School	1,21,677 9 9	1,21,677 9 9
Dongri Street School and Mandvi Koliwada School	3,82,356 12 4	3,82,356 12 4
Mustan Tank School	1,61,785 9 2	1,61,785 9 2
School at Babula Tank	4,60,116 12 0	4,60,116 12 0
	* 14,03,842 0 4	*14,03,842 0 4
Sopari Baug Road School	6,851 11 6	6,851 11 6
School at Valpakhady	1,00,714 13 1	1,00,714 13 1
Construction of a Primary School at DeLisle Road	2,49,340 7 6	2,49,340 7 6
Gilder Tank School	1,93,879 2 4	1,93,879 2 4
Construction of additional School Buildings in the City to be let to the Schools Committee.			
(1) At Valpakhady	17,412 9 5	17,412 9 5
(2) At Fornas Road	1,07,569 6 1	1,07,569 6 1
Extension of Memonwada Primary School	19,143 14 11	19,143 14 11
Semi-permanent Schools in E. and G Wards School at Bhawanishankar Road	Cr. 7 1 0	53,774 12 2	53,767 11 2
Additions and alterations to the Gilder Tank Market Building	9,936 12 0	9,936 12 0
	6,94,904 15 10	63,711 8 2	7,58,616 8 0
III.—Education—Total Rs.	20,98,747 0 2	63,711 8 2	21,62,458 8 4
V.—PUBLIC HEALTH.			
Works completed (vide page 58 of the Report for 1930-31)	14,03,214 13 0	14,03,214 13 0
V.—Public Health Total Rs.	14,03,214 13 0	14,03,214 13 0
VI.—MEDICAL RELIEF AND EDUCATION.			
Works completed (vide page 63 of the Report for 1929-30)	16,50,730 8 5	†16,50,730 8 5
Works completed—			
Construction of King Edward VII Memorial Hospital (Municipal share of cost)	31,09,508 12 10	31,09,508 12 10
Seth Gordhandas Sunderdas Charities Trust Medical College (Municipal share)	5,48,765 15 5	5,48,765 15 5
Furniture and Fittings, &c., for the King Edward Memorial Hospital and Gordhandas Sunderdas Medical College	3,41,765 3 6	Cr. 168 4 5	3,41,596 15 1
Surgical instruments and apparatus for K. E. M. Hospital and G. S. M. College	2,15,999 10 2	2,15,999 10 2
Construction of quarters for Nurses at Arthur Road Hospital	23,505 14 11	23,505 14 11
Levelling the site of the play-ground for G.S.M. College	4,175 1 0	4,175 1 0
Municipal contribution towards the construction of Bai Jerbai Wadia Hospital for Children	7,00,000 0 0	7,00,000 0 0
	49,43,720 9 10	Cr. 168 4 5	49,43,552 5 5
	65,94,451 2 3	Cr. 168 4 5	65,94,282 13 10
VI.—Medical Relief & Education—Carried over	65,94,451 2 3	Cr. 168 4 5	65,94,282 13 10

* Inclusive of Government share of contribution of Rs. 5 lakhs.

† Exclusive of Rs. 30,000 expended out of the donation from Sir Ibrahim Rahimtoola, Kt, for combined School and Dispensary at Sandhurst Road.

Appendix No. 8—continued.

	Capital Expenditure upto 31st March 1931.	Expended during the year.	Total Capital Expenditure upto 31st March 1932.
	Rs. a. p.	Rs. a. p.	Rs. a. p.
VI.—Medical Relief & Education—			
Brought over Rs.	65,94,461 2 3	Cr. 168 4 5	65,94,282 18 10
Works completed during the year—			
Construction of a ward for cholera and plague cases at Arthur Road Hospital.	47,575 14 8	59 13 7	47,635 12 3
Construction of an additional storey on the Isolation Ward for Venereal Diseases at K.E.M. Hospital	18,148 5 11	Cr. 653 11 5	17,494 10 6
Construction of an additional storey over the Nurses' quarters at K.E.M. Hospital	12,347 13 1	12,347 13 1
Construction of an additional storey over the Students' Hostel at G.S.M. College.	39,821 3 7	23,422 9 8	63,243 13 3
	1,17,893 5 3	22,828 11 10	1,40,722 1 7
VI.—Medical Relief & Education.—Total Rs.	67,12,344 7 6	22,660 7 5	67,35,004 14 11
VII.—STREET CLEANSING, CONSER- VANCY, ROAD WATERING AND HALALKHORE SERVICE.			
Works completed (<i>vide</i> page 59 & 60 of the Report for 1930-31)	58,01,914 14 9	58,01,914 14 9
Works completed during the year—			
Construction of Stables and Offices at Annesley Road	1,80,114 4 8	1,80,114 4 8
Construction of Chawl at Deonar	18,671 15 8	18,671 15 8
Additional Office accommodation for Health Department Stables at Dadar.	17,075 0 8	17,075 0 8
WORKS FROM DRAINAGE—			
Construction of Latrines and Urinals with Garden and providing Gymnastic apparatus between the two wings of Dadar Overbridge	18,821 10 0	18,821 10 0
Underground conveniences at Bhatia Baug	1,08,699 14 5	1,08,699 14 5
Construction of Water-closets and Urinals at Apollo Bunder near the Gateway of India	23,608 5 5	23,608 5 5
Works from Replacement of Assets, &c.—			
Construction of Latrines, Chawls, Shed, &c., at Mahalaxmi	1,17,710 3 0	1,17,710 3 0
Construction of Chawls for H. D. Staff at Cadell Road, Mahim	60 8 0	60 8 0
	4,94,761 13 10	4,94,761 13 10
	62,96,676 12 7	62,96,676 12 7
Works in progress—			
Construction of Chawls at Annesley Road	93,593 11 10	179 8 4	93,773 4 2
Conversion of insanitary basket privies into Water-closets by subsidizing House Owners	5,65,600 0 0	6,75,000 0 0	12,40,600 0 0
	6,59,193 11 10	6,75,179 8 4	13,34,373 4 2
VII.—Street Cleansing, &c. Total Rs. ..	69,55,870 8 5	6,75,179 8 4	76,31,050 0 0

Appendix No. 8—continued.

	Capital Expenditure upto 31st March 1931.	Expended during the year.	Total Capital Expenditure upto 31st March 1932.
	Rs. a. p.	Rs. a. p.	Rs. a. p.
VIII.—ROADS, DRAINS AND SEWERS.—			
ROADS AND OVERBRIDGES—			
OVERBRIDGES—			
Works completed (<i>vide</i> page 60 of the Report for 1927-28)	43,45,805 5 1	43,45,805 5 1
Works in progress—			
Dadar Overbridge.. .. .	5,56,772 7 10	Cr. 1,138 7 5	5,55,634 0 5
Overbridges—Total Rs. ..	49,02,577 12 11	Cr. 1,138 7 5	49,01,439 5 6
ROADS—			
Works completed (<i>vide</i> page 61 of the Report for 1930-31)	75,57,653 2 2	75,57,653 2 2
	75,57,653 2 2	75,57,653 2 2
Widening Love Grove	3,54,247 15 6	3,54,247 15 6
Widening and Improving Dalal Street ..	22,450 5 6	22,450 5 6
Golanji Hill Road	4,08,800 0 0	4,08,800 0 0
Tulsi Pipe Line Road from Dadar Road to Dadar Overbridge	64,247 4 10	64,247 4 10
Widening further portion of Bandra Causeway	1,08,779 10 6	1,08,779 10 6
Acquisition of properties near Pydhoni.	49,707 2 11	49,707 2 11
Acquisition of property for widening Musjid Bunder Road and Samuel Street	88,286 3 10	88,286 3 10
Tulsi Pipe Line Road—			
(a) From Haines Road to Dadar ..	1,15,827 12 4	3,900 8 10	1,19,728 5 2
(b) From Dadar to Mahim to accommodate new Tansa Pipes.			
Remaking Roads in accordance with demands of heavy traffic	46,33,853 3 9	4,32,858 9 6	50,66,711 13 3
Construction of Dadar-Khumbharwada Road	6,76,647 10 3	Cr. 38,950 15 7	6,37,696 10 8
Widening Globe Mill passage (Municipal share)	1,24,170 10 6	Cr. 5,736 6 7	1,18,434 3 11
New Foot-paths	6,98,420 10 0	6,98,420 10 0
Constructing proposed Nardulla 50' Extension Road to the Tulsi Pipe Line Road	38,064 15 8	38,064 15 8
Construction of 80' Lady Jamshedji Road from Bombay Woollen Mills to Portuguese Church Street	1,86,866 9 5	18,172 14 6	2,05,039 7 11
Widening Bandra Causeway half width west side from its Junction with Mori Road from chainage 0 to 550 and half width east side from chainage 638 to 1218 and full width from chainage 1218 to 1768	69,734 13 10	6,288 1 8	76,022 15 6
Construction of 40' road west of Cadell Road opposite Nardulla Park Plot No. 23	5,875 6 6	5,875 6 6
Roads—Total Rs.	76,40,105 0 10	4,22,408 2 10	80,62,513 3 8
STREET IMPROVEMENTS—			
Street Improvements in different places set back.	79,39,137 10 9	1,46,535 7 4	80,85,673 2 1
Special Street Improvements	19,000 0 0	† 19,000 0 0
Street Improvements—Total Rs.	79,58,137 10 9	1,46,535 7 4	81,04,673 2 1
Roads and Overbridges—Total Rs.	2,80,58,473 10 8	5,67,805 2 9	2,86,26,278 13 5
VIII.—Roads Drains, &c., Carried over Rs.	2,80,58,473 10 8	5,67,805 2 9	2,86,26,278 13 5

† This was paid out of the Road Improvement Fund.

Appendix No. 8—continued.

	Capital Expenditure upto 31st March 1931.	Expended during the year.	Total Capital Expenditure upto 31st March 1932.
	Rs. a. p.	Rs. a. p.	Rs. a. p.
VIII.—Roads, Drains and Sewers—			
Brought over Rs. ..	2,80,58,473 10 8	5,67,805 2 9	2,86,26,278 13 5
DRAINS AND SEWERS—			
Works completed (vide page 82 of the Report for 1930-31)	3,02,00,479 7 5	3,02,00,479 7 5
Works completed during the year—			
Providing 12" pipe S.W. drain with necessary half sized and full sized water entrances and constructing a manhole in place of lamphole, etc., between 1st Chinch Bunder Road and Dongri Street	8,188 0 10	8,188 0 10
Providing 12" S.W. pipe drains with necessary water entrances in Jail Road East and manholes over the existing 9" pipe sewer in the same Road	12,218 0 11	12,218 0 11
S.W. drain in Dadar Kumbharwada Extension No. 3	14,865 6 11	14,865 6 11
S.W. drain in a portion of Cadell Road and Mahim Bazar Cross Road including Outfall No. 6	66,917 11 11	66,917 11 11
Constructing S.W. drain in proposed 40' cross road between 80' Lady Jamahedji Road and Hassli Tank Lane	2,275 2 3	2,275 2 3
S.W. Drain in Globe Mill passage	24,122 13 6	24,122 13 6
S.W. Drain No. IV extension upto DeLisle Road Extension	6,926 11 3	6,926 11 3
Construction of latrines and urinals with Garden and providing Gymnastic apparatus between the two wings of Dadar Overbridge	16,701 9 0	16,701 9 0
Construction of water-closets and urinals at Apollo Bunder, &c.	60 6 0	60 6 0
Laying New Sealed Sewage Main at Colaba	25,606 1 10	25,606 1 10
Ordinary—			
Construction of a new Outfall at Love Grove	22,62,521 11 0	22,62,521 11 0
Constructing S.W. drains in inner roads of Mahim Park	57,110 13 2	57,110 13 2
S.W. drain in Dadar Kumbharwada Extension V upto Channel	23,043 3 11	23,043 3 11
S.W. drain in proposed 60' road from Portuguese Church Street, Junction of Old Parbhadevi Road to DeLisle Road Extension	14,841 10 4	14,841 10 4
S.W. drain in Ash Lane (proposed 40' road) from DeLisle Road Extension to Cadell Road	21,313 6 5	21,313 6 5
S.W. drain in proposed 60' road from Portuguese Church Street, Cadell Road South of Sonapur Lane draining to Outfall No. 3	19,680 12 6	19,680 12 6
Extension of Mahim storm water out- fall No. I	47,614 10 10	47,614 10 10
Constructing a covered masonry S.W. drain in lieu of the existing water course passing through the property of Khatri E. H. Arat on DeLisle Road and filling in the existing water course	7,015 1 11	7,015 1 11
Works completed—Carried over Rs. ..	26,31,023 6 6	26,31,023 6 6
Drains & Sewers—Carried over Rs. ..	3,02,00,479 7 5	3,02,00,479 7 5
VIII.—Roads, Drains and Sewers	2,80,58,473 10 8	5,67,805 2 9	2,86,26,278 13 5

* Inclusive of Rs. 1,56,500 contributed by the Port Trust for Wari Bunder Road.

Appendix No. 8—continued.

	Capital Expenditure upto 31st March 1931.	Expended during the year.	Total Capital Expenditure upto 31st March 1932.
	Rs. a. p.	Rs. a. p.	Rs. a. p.
VIII.—Roads, Drains and Sewers.— Brought forward Rs. ..	2,80,58,473 10 8	5,67,805 2 9	2,86,26,278 13 5
Drains and Sewers—Brought forward ..	3,02,00,479 7 5	3,02,00,479 7 5
Works completed—Brought forward ..	26,31,023 6 6	26,31,023 6 6
Putting up an additional 4" Air Main from Branch Chamber on Colaba to No. 3 Ejector	3,435 8 2	3,435 8 2
S. W. Drain and filling in water course on east side of Hindu Burial Ground at Mahim	9,619 9 0	9,619 9 0
Sewer in the proposed road north of Sassoon Dye Works from Cadell Road to the sea	5,402 10 5	5,402 10 5
Construction of an Ovoid sewer from 400' southwards of Masjid Bunder Road to Janjekar Street	67,022 12 4	67,022 12 4
	27,16,503 14 5	27,16,503 14 5
Drains and Sewers—Total	3,29,16,983 5 10	3,29, 6,983 5 10
Less—Works transferred as under:— to VII.—Street Cleansing, &c. ..	14,13,571 6 1	..f.	14,13,571 6 1
to IX.—Mechanical	11,95,920 11 11	11,95,920 11 11
to XIII.—Gardens and Open Spaces.	3,506 5 7	3,506 5 7
Works transferred—Total Rs. ..	26,12,998 7 7	26,12,998 7 7
Drains and Sewers Works completed—Total Rs. ..	3,03,03,984 14 3	3,03,03,984 14 3
Works in progress.—			
Constructing an Ovoid Sewer from Chunam Kiln Lane to 250' south of Pydhonie Road and thence to Nagdevi Cross Lane	55,280 10 8	4,221 7 5	59,502 2 1
Constructing an Ovoid Sewer from 250' south of Pydhonie Road to Nagdevi Cross Lane	1,08,202 5 3	1,08,202 5 3
Ovoid sewer in Trimbak Paraharam Street from the Junction of Grant Road and Trimbak Paraharam Street to the Junction of Falkland Road and Sandhurst Road	79,651 13 9	26,847 12 0	1,06,499 9 9
Ovoid sewer in Sandhurst Road to the Junction of Doctor Street and Sandhurst Road	63,939 7 9	35,015 1 0	99,004 8 9
Ovoid sewer in Sandhurst Road and Bhendi Bazar Road from the Junction of Doctor Street and Sandhurst Road to the Junction of Bhendi Bazar and Sandhurst Road	66,839 7 3	30,890 1 6	97,729 8 9
Construction of sewer in portions of Warden Road and Clerk Road from the existing Ejector station at Warden Road to join the main Sewer to Love Grove passing through Clerk Road ..	1,65,656 11 0	62,052 11 3	2,27,709 6 3
Construction of Ovoid Sewer in Palton Road from the Junction of Carnac Road and Sydenham Avenue to Junc. of Palton Road and Hornby Road ..	15,493 2 4	66,241 8 6	81,734 10 10
Main sewerage and drainage of the City— (1) Acquisition of land at Tulsi Pipe Line Scheme for accom- modating underground works. .	5,08,960 14 2	19,420 13 0	5,28,381 11 2
(2) Preliminary expenses	1,96,457 12 11	4,095 6 4	2,00,553 3 3
Ordinary:— S. W. drain in Dadar Gully	8,821 12 1	63 0 0	8,884 12 1
Covering up the water course in DeLisle Road	8,657 3 0	8,657 3 0
S. W. Drain in Bandra Causeway ..	7,604 13 4	1,091 11 10	8,696 9 2
	12,85,616 1 6	2,49,939 8 10	15,35,555 10 4
Drains and Sewers. Total Rs. ..	3,15,89,600 15 9	2,49,939 8 10	3,18,39,540 8 7
VIII.—Roads, Drains and Sewers—Total Rs.	5,96,48,074 10 5	8,17,744 11 7	6,04,65,819 6 0

Appendix No. 8—continued.

	Capital Expenditure upto 31st March 1931.	Expended during the year.	Total Capital Expenditure upto 31st March 1932.
IX.—MECHANICAL.			
	Rs. a. p.	Rs. a. p.	Rs. a. p.
WORKS COMPLETED—(Vide page 64 of the Report for 1930-31)	22,09,207 7 0	22,09,207 7 0
Works completed during the year:—			
Laying New Sealed Sewage Main at Colaba to serve Nos. 1, 2 and 3 Ejector Station	50,179 11 10	50,179 11 10
Putting up an additional 4" Air Main from Branch Chamber on Colaba Road to No. 3 Ejector	9,155 5 2	9,155 5 2
	59,335 1 0	59,335 1 0
	22,68,542 8 0	22,68,542 8 0
Works in progress—			
Providing two electrically driven pumps at Love Grove Pumping Station with incidental works	1,84,450 7 6	1,84,450 7 6
	1,84,450 7 6	1,84,450 7 6
IX.—Mechanical—Total Rs.	22,68,542 8 0	1,84,450 7 6	24,52,992 15 6
X.—BUILDINGS, LAND ACQUISITION AND MANAGEMENT.			
COMPLETED WORKS TRANSFERRED FROM—			
XII.—Building Regulations and other measures for Public Safety:—			
(Vide page 65 of the Report for 1930-31)	17,292 2 5	17,292 2 5
Golanji Hill Road	6,69,833 5 9	73,038 6 9	7,42,871 12 6
Hornby Road to Bailard Pier Road ..	1,87,21,119 1 1	40,033 4 4	1,87,61,152 5 5
Dalal Street	3,91,156 8 1	3,91,156 8 1
Mahim Park	57,19,385 10 4	2,269 14 11	57,21,655 9 3
Mahalaxmi Overbridge	12,96,802 12 0	24 10 10	12,96,827 6 10
Plant and Machinery	20,673 0 2	20,673 0 2
	2,68,18,970 5 5	1,15,366 4 10	2,83,54,336 10 3
MAHIM DEVELOPMENT SCHEMES.—			
Scheme I.—Construction of a proposed road from Lady Jamshedji Road to Mahim Station	4,30,542 7 11	1,881 13 0	4,32,424 4 11
Scheme II.—Construction of two proposed roads and a park between Nardulla Tank and Dadar Kumbharwada	7,63,105 12 8	7,63,105 12 8
Scheme III.—Extension of the new DeLisle Road northwards to Lady Jamshedji Road	17,93,995 0 2	7,727 1 11	18,01,722 2 1
Scheme IV.—Widening and Improving Lady Jamshedji Road	33,22,192 2 7	5,193 10 0	33,27,385 12 7
Scheme V.—Road in continuation of Mahim Bazaar Cross Road to Tulsi Pipe Line Road	3,03,874 6 11	2,721 6 8	3,06,595 13 7
Scheme VI.—Proposed Road between Matunga and Dadar Station connecting Lady Jamshedji Road with Tulsi Pipe Line Road (Road marked A, B) ..	63,485 1 8	63,485 1 8
Scheme VII.—Roads to be constructed in the area south of proposed Road between Matunga and Dadar Station as per Scheme No. VI. (Roads marked B D, C D and D E)	3,65,710 3 7	25,539 7 8	3,91,249 11 3
Scheme VIII.—Roads to the south and north of E. D. Sassoon Dye Works ..	2,73,792 4 9	2,73,792 4 9
Laying mains in Mahim Development Schemes	96,706 11 4	96,706 11 4
Diversion of water mains affected by the Mahim Development Works	3,148 14 10	3,148 14 10
	74,16,553 2 5	43,063 7 3	74,59,616 9 8
Interest on Capital	70,10,837 10 2	70,10,837 10 2
X.—Buildings, Land Acquisition and Management Total Rs. ...	4,12,63,653 4 5	1,58,429 12 1	4,14,22,083 0 6
XI.—FIRE BRIGADE.			
Works completed (vide page 65 of the Report for 1930-31)	10,59,485 14 9	10,59,485 14 9
XI.—Fire Brigade—Total Rs. ..	10,59,485 14 9	10,59,485 14 9

Appendix No. 8—continued.

	Capital Expenditure upto 31st March 1931.	Expended during the year.	Total Capital Expenditure upto 31st March 1932.
	Rs. a. p.	Rs. a. p.	Rs. a. p.
XIII.—GARDENS AND OPEN SPACES.			
Works completed (<i>vide</i> page 66 of the Report for 1930-31)	2,91,449 2 10	2,91,449 2 10
Works completed during the year—			
Filling in part of Storm Water Reservoir	33,26,880 14 9	Cr. 1,689 10 4	33,24,991 4 5
Filling in low-lying ground in Nardulla Scheme	17,496 6 3	17,496 6 3
Laying out and providing a railing round the Willingdon Recreation ground at Ripon Road and Souter Street and construction of quarters for maalees and caretakers at Lord Willingdon Memorial Play Ground ..	20,002 3 11	20,002 3 11
Filling in low-lying ground within Dadar Overbridge Scheme	22,289 15 7	22,289 15 7
	33,86,469 8 6	Cr. 1,689 10 4	33,84,779 14 2
XIII.—Gardens and Open Spaces—Total Rs.	36,77,918 11 4	Cr. 1,689 10 4	36,76,229 1 0
XIV.—MARKETS AND SLAUGHTER HOUSES.			
Works completed (<i>vide</i> page 66 of the Report for 1930-31)	69,21,707 3 1	69,21,707 3 1
Aquisition of land for a Slaughter House at Deonar	79,999 10 8	439 9 11	80,439 4 7
	70,01,706 13 9	439 9 11	70,02,146 7 8
Works completed during the year—			
Construction of a Market at Gilder Tank site	4,75,852 8 10	430 13 3	4,76,083 6 1
Construction of a Market at Dadar ..	1,21,774 12 6	1,21,774 12 6
Construction of a semi-permanent Market at Chandanwadi .. .:	89,020 13 8	89,020 13 8
	6,86,448 3 0	430 13 3	6,86,879 0 3
	76,88,155 0 9	870 7 2	76,89,025 7 11
Works in progress—			
Paving the Open Spaces at the Bandra Slaughter House	1,736 7 0	1,736 7 0
	1,736 7 0	1,736 7 0
XIV.—Markets and Slaughter Houses—Total Rs. ..	76,88,155 0 9	2,606 14 2	76,90,761 14 11
Discount and other charges on the Loan of Rs. 37 lakhs	1,70,989 10 0	1,70,989 10 0
Discount and other charges on 40 lakhs Loan 1930-31	83,136 0 3	83,136 0 3
Total Rs.	2,54,125 10 3	2,54,125 10 3

Appendix No. 8—concluded.

	Capital Expenditure upto 31st March 1931.	Expended during the year.	Total Capital Expenditure upto 31st March 1932.
	Rs. a. p.	Rs. a. p.	Rs. a. p.
TRUST FUNDS—			
King Edward Memorial Hospital ..	12,71,748 7 10	12,71,748 7 10
Seth Gordhandas Sunderdas Charities Trust—Medical College ..	10,84,287 13 6	10,84,287 13 6
Construction of a new Fire Brigade Station at Frere Road for Dook Area Willingdon Memorial Fund—Play- ground for recreation of the work- ing classes ..	1,32,318 6 0	1,32,318 6 0
Construction of a Maternity Home at Victoria Road 3rd Cross Lane ..	1,58,039 14 11	1,58,039 14 11
Acquisition of Land for a Maternity Home at Chas Mohalla (Imamwada) ..	1,12,563 3 6	1,12,563 3 6
Maternity Home at Cadell Road ..	2,00,977 0 4	2,00,977 0 4
Maternity Home at Bellasia Road ..	1,52,073 2 2	1,52,073 2 2
Construction of a school building at Nalbundkiwadi, Mahim (Donation from Sir Currimbhoy Ebrahim) ..	2,38,351 1 9	2,38,351 1 9
	56,262 0 0	56,262 0 0
Trust Funds—Total Ra. ..	33,50,359 2 0	56,262 0 0	34,06,621 2 0
Worn-out Water Mains Renewal Fund.			
Works executed (<i>vide</i> page 67 of the Report for 1930-31) ..	5,05,795 10 8	5,05,795 10 8
Works completed during the year:—			
Coating 50" pipes with Bitumastic paint.	76,531 10 1	76,531 10 1
Diverting the existing 5" water main (1) between Carnac Road and Bhajipala Street and (2) between Janjekar Street and Bhajipala Street ..	2,854 4 1	2,854 4 1
Diverting 5" Water Main in Masjid Bunder Road ..	374 8 0	374 8 0
	79,760 6 2	79,760 6 2
	5,85,556 0 10	5,85,556 0 10
Works in progress:—			
Replacing water mains less than 6" by larger ones in F and G Wards ..	26,093 15 11	13,577 5 0	39,671 4 11
Replacing 3" Main in Jail Road north from Jail Road east to Health Depart- ment stables by 5" one ..	2,982 15 6	777 13 11	3,760 13 5
Replacing 4" and 3" Water Mains in Ridge Road by 6" Mains ..	16,366 13 2	77 13 4	16,444 10 6
Replacing 8" 7" 6" & 5" Mains in Wal- keshwar Road by 5" Main upto the compound gate of the Government House	46,094 6 1	46,094 6 1
	45,443 12 7	60,527 6 4	1,05,971 2 11
Worn-out Water Mains Renewal Fund— Total Ra. ..	6,30,999 13 5	60,527 6 4	6,91,527 3 9
LAND AND BUILDINGS FUND—			
Lands purchased and buildings erected out of the Municipal Land and Build- ing Fund—			
Works completed (<i>vide</i> page 67 of the Report for 1930-31) ..	32,57,756 12 0	32,57,756 12 0
Street improvements in different places..	10,43,546 9 2	10,43,546 9 2
Shifting the fountain erected in memory of the late Mr. Arthur Crawford from its present site and re-erecting the same in the adjoining Municipal Gar- den	1,740 1 6	1,740 1 6
Land and Buildings Fund—Total Ra. ..	43,01,303 5 2	1,740 1 6	43,03,043 6 8
Works executed out of Surplus Cash			
Balance pending raising of a Loan—			
Conversion of insanitary basket privies into water-closets by subsidising house owners ..	6,75,000 0 0	5,00,000 0 0 Cr. 6,75,000 0 0	5,00,000 0 0

M. R. TAMBE,
Chief Accountant.

H. K. KIRPALANI,
Municipal Commissioner.

Appendix

Statement showing (1) the total amount of Municipal Loans

	Amount raised.	Amounts repaid out of cash balances.	Net Amount available for expenditure.	I—General Superintendence, Collection of Revenue.	II—Water Works.
1	2	3	4	5	6
	Rs. a. p.	Rs. a. p.	Rs. a. p.	Rs. a. p.	Rs. a. p.
Total of different Municipal loans raised (as per Annual Report for 1928-1929)	*21,80,82,599 2 3	* 46,90,000 0 0
<i>Less—Loans repaid :—</i>					
40 lakhs loan due 19th December 1929 Rs. 40,00,000					
<i>Deduct—</i>					
Repaid out of S. F. Accumulations 8,57,000		31,43,000 0 0
6% 50 Lakhs Loan due 1st August 1929 .. Rs. 39,94,000					
<i>Deduct—</i>					
Repaid out of S. F. Accumulations 11,94,000		28,00,000 0 0
Rs. 37 Lakhs Loan raised in 1929-30 (Part amount)	21,80,82,599 2 3	1,06,33,000 0 0	20,74,49,599 2 3
.. .. .	26,21,500 0 0	26,21,500 0 0
Rs. 31, 43 Lakhs Loan raised in 1929-30 for repayment of 40 Lakhs Loan due 19th December 1929 (Part amount)	26,14,000 0 0	26,14,000 0 0
Rs. 28 Lakhs Loan raised in 1929-30 for repayment of Rs. 39,94,000 out of 6% 50 Lakhs Loan due 1st August 1929 (Part amount) ..	8,45,500 0 0	8,45,500 0 0
Rs. 40 Lakhs Loan raised during 1930-31	40,00,000 0 0	40,00,000 0 0
Advance out of Plant and Machinery Depreciation Fund.	8,50,000 0 0	8,50,000 0 0
Advance from Surplus Cash Balance for conversion of insanitary basket privies into water-closets by subsidising house-owners ..	22,90,13,599 2 3	1,06,33,000 0 0	21,83,80,599 2 3
..	5,00,000 0 0
Grand Total Rs.	21,88,80,599 2 3	13,87,455 11 5	9,40,54,740 12 11
Works executed out of Special Funds and Contributions :—					
(1) Out of Contributions from—					
G. I. P. Railway for removing and relaying 32' Vehar Main South of Kurla	3,74,000 0 0
Port Trust for Wari Bunder Road
Government for Construction of Primary School Buildings
(2) Out of Premia on Loans	2,40,000 0 0
(3) Out of Special Funds :—					
Invested Fund				7,24,326 8 3
Nesbit Road Invested Fund
Road Improvement Fund
Loan Works Establishment
Development Fund Receipts	1,40,647 12 7
Contribution from Revenue towards Bai Jerbai Wadia Hospital for Children
<i>Deduct—</i>				21,21,782 3 8	9,48,09,388 9 6
Plague Expenditure
Amounts written off on account of properties not existing				82,305 14 10
				20,39,476 4 10	9,48,09,388 9 6

* Inclusive of debentures of Rs. 10 lakhs out of 50 lakhs cancelled as per Standing Committee Resolution No. 9434 of 25th November 1925 and Corporation Resolution No. 1035 of 14th December 1925.

M. R. TAYBE,
Chief Accountant.

No. 9—continued.

raised (2) the expenditure incurred there against and (3) the invested balances of the Loans on 31st March 1932.

III—Education, Primary.	V—Public Health.	VI—Medical Relief and Education.	VII—Street Cleansing, Conservancy, Road Watering and Halalkhore Service.	VIII—Roads, Drains and Sewers.	IX—Mechanical.	X—Buildings, Land Acquisition and Management.	XI—Fire Brigade.	XIII—Gardens and open spaces.	XIV—Markets and Slaughter Houses.	Discount and other charges on Loans.	Total amount expended on works upto 31st March 1932.	Balance unexpended on 1st April 1932.
7	8	9	10	11	12	13	14	15	16	17	18	19
Rs. a. p.	Rs. a. p.	Rs. a. p.	Rs. a. p.	Rs. a. p.	Rs. a. p.	Rs. a. p.	Rs. a. p.	Rs. a. p.	Rs. a. p.	Rs. a. p.	Rs. a. p.	Rs. a. p.
.....
.....
.....
.....	1,70,080 10 0
.....
.....
.....	83,136 0 3
.....
.....	73,28,821 13 1	2,54,125 10 3
.....	5,00,000 0 0
16,62,458 8 4	34,07,127 10 0	60,35,004 14 11	78,28,821 13 1	6,06,32,944 13 0	24,52,992 15 6	2,84,37,972 9 1	10,59,485 14 9	36,58,359 1 4	76,77,413 1 11	2,54,125 10 3	21,84,43,903 8 0	4,36,695 9 9
.....	1,56,500 0 0
5,00,000 0 0
.....	63,848 11 11
.....
.....	49,844 8 0
.....	19,000 0 0
.....
.....
.....
.....	3,02,317 3 8	1,29,89,110 7 5
.....
.....	7,00,000 0 0
21,62,458 8 4	34,07,127 10 0	67,35,004 14 11	81,31,139 0 9	6,07,58,289 5 0	24,57,992 15 6	4,14,22,053 0 6	10,59,485 14 9	36,76,229 1 0	77,31,261 13 10
.....	20,00,000 0 0
.....	3,912 13 0
.....	20,03,912 13 0	89 0 0	2,92,469 15 0	40,499 14 11
21,62,458 8 4	14,03,214 13 0	67,35,004 14 11	81,31,050 0 9	6,04,65,819 6 0	24,52,992 15 6	4,14,22,083 0 6	10,59,485 14 9	36,76,229 1 0	76,90,761 14 11

Total Receipts (Col. 4)	--	--	Rs.	a. p.
Total Expenditure (Col. 18)	--	--	21,88,80,599	2 3
Balance	--	--	21,84,43,503	8 6
			4,36,695	9 9

H. K. KIRPALANI,
Municipal Commissioner.

Appendix No. 10. SINKING FUND.

STATEMENT showing the Actual Investments on account of the Sinking Fund of different Loans upto 31st March 1932, compared with the amounts which should have accumulated upto that date on the basis of the Fixed Instalments and the sums set aside as Sinking Fund as at 31st March 1932.

NAME OF LOAN.	Amount raised.	When raised.	When repayable.	Amount of Annual Sinking Fund Instalment.	Date when Sinking Fund commenced.	Amount of Sinking Fund which should have accumulated upto 31st March 1932 at Compound Interest.
1	2	3	4	5	6	7
6 and 6½ per cent. Municipal Loans (4 per cent. basis).	Rs.			Rs.		Rs.
10 Lakhs Loan for Sanitary, Drainage, Water, Roads, etc., Works.	50,00,000	23rd Nov. 1920.	1st November 1950 or at the option of the Corporation on or after 1st November 1935.	89,150	1st November 1921.	12,22,346
1st Instalment of 75 Lakhs out of 1½ Crores Loan for Water Works, Roads and Overbridges, Drainage, Sewerage, etc., Works.	75,00,000	5th Nov. 1921.	1st November 1951 or at the option of the Corporation on or after 1st November 1936.	1,33,725	1st November 1922.	16,32,275
60 Lakhs Loan for the Improvement of Water Supply in Bombay.	1,60,00,000	Between 22nd Sept. 1924 and 31st March 1925 (First Issue). Between 18th Nov. 1924 and 31st March 1925 (Second Issue).	1st December 1954	2,85,280	1st December 1925.	22,83,269
					Total Rs. ..	51,37,890
5 & 6 per cent. Municipal Loans (3½ per cent. basis).						
147 Lakhs Tansa Water Works Loan ..	1,47,00,000	Between 5th June 1886 and 24th Dec. 1891.	(a) Between 1st January 1928 and 1st Jan. 1953.	76,040	1st January 1893 ..	50,84,655
7 Lakhs Sanitary Works Loan ..	7,00,000	1st Feb. 1888.	1st February 1928	1,500
12 Lakhs Drainage and Water Works Loan.	12,00,000	1st Jan. and 1st July 1888.	1st January 1928	1,500
Rs. 10,08,500 Miscellaneous Works Loan.	10,08,500	Between 1st Nov. 1888 and 1st July 1889.	1st October 1928	1,500
Rs. 2,48,000 Agripada House Sullage Water Connections Loan.	2,48,000	Between 1st Jan. and 1st July 1890.	1st July 1929	1,000
35 Lakhs various Sanitary Works Loan	35,00,000	Between 25th Sept. 1890 and 1st Jan. 1892.	1st July 1930	8,000
10 Lakhs Loan for the Conversion of S. W. Reservoir at Clerk Road into a Public Park.	(A) 10,00,000	2nd July 1920.	1st July 1930 ..	5,080	1st July 1921 ..	68,631
25 Lakhs Loan for the construction of roads, miscellaneous works including Development Works.	25,00,000	1st Jan. 1928...	1st January 1958 ..	48,428	1st January 1929 ..	2,05,908
Lakhs Loan (1929-30)	26,31,500	From 19th July 1929 to 1st August 1929.	1st August 1959 ..	50,782	1st August 1930 ..	1,05,750
31-43 Lakhs Loan for the repayment of 40 Lakhs Loan due 19th December 1929.	36,14,000	Do. ...	1st August 1959 or at the option of the Corporation on or after 1st August 1949 on giving three months' notice by public advertisement.	50,637	Do. ...	1,05,450
28 Lakhs Loan for the repayment of Rs. 39,94,000 out of 6 per cent. 50 Lakhs Loan due 1st August 1929.	3,45,500	Do. ...	1st August 1959 or at the option of the Corporation on or after 1st August 1954 on giving three months' notice by public advertisement.	16,379	Do. ...	34,109
40 Lakhs Loan (1930-31)	40,00,000	From 20th Sept. 1930 to 6th Oct. 1930. .	1st September 1960 or at the option of the Corporation on or after 1st September 1950 on giving 3 months' notice by public advertisement.	77,484	1st June 1931. ..	79,744
				Total	56,77,747
					Carried forward Rs. ..	1,08,15,637

(A)—This amount has been raised from the Western India Turf Club and the debentures issued to Western India Turf Club, Ltd. are to be repurchased by the Municipal Corporation after 20 years from 1st July 1920, the date on which the loan was raised for investment against the Sinking Funds on the Municipal Loans.

(a) Rs.	Repayable on
2,00,000	1-1-1938.
52,91,500	1-1-1933.
22,08,500	1-1-1943.
17,00,000	1-1-1946.
10,00,000	1-1-1948.
43,00,000	1-1-1953.

Rs. 1,47,00,000

Less—Repaid on
1st January 1928.

Rs. 2,00,000

Rs. 1,45,00,000

† All the Sinking Fund Instalments were re-arranged during 1906-07 on a 3½ per cent. basis as per Corporation Resolution No. 4946 of 9th February 1906 and were further re-arranged from 1st April 1928 as per Corporation Resolution No. 6114 of 12th September 1927.

Appendix No. 10—contd.

NAME OF LOAN.	Amount raised.	When raised.	When repayable.	Amount of Annual Sinking Fund Instalment.	Date when Sinking Fund commenced.	Amount of Sinking Fund which should have accumulated up to 31st March 1932 at Compound Interest.
1	2	3	4	5	6	7
	Rs.			Rs.		Rs.
Brought over Ra.	1,08,15,637
<i>4 per cent. Municipal Loans</i>						
<i>(3½ per cent. basis.)</i>						
23½ Lakhs Loan for Drainage and other works.	23,25,000	12th and 31st January 1894 and 11th and 15th July 1895	1st July 1935	27,532	1st July 1896	19,75,095
15½ Lakhs Loan for Sewerage, Wari Bunder, etc., Roads, Burial Ground and certain Water Works— 2nd Instalment	5,75,000 raised at 4 percent.	17th July 1899	1st July 1936	4,762	1st July 1897	4,74,679
25 Lakhs Loan for Sewerage, Water, etc., Works.	25,00,000	17th and 18th July 1899.	1st November 1939	29,773	1st November 1900.	17,18,112
19½ Lakhs Loan for Sewerage, Roads and other Sanitary Works.	19,25,000	18th and 19th July 1899 and Sept. 1900.	1st June 1940	22,810	1st June 1901	12,74,945
24½ Lakhs Loan for certain Sewerage and Water Works.	24,75,000	6 lakhs between 15th June and 1st July 1901. 11 lakhs between 23rd Aug. and 31st Oct. 1901. 4 lakhs between 19th Aug. and 28th Oct. 1902 and 3½ lakhs on 9th Sept. 1903.	1st June 1943	29,429	1st June 1904	18,92,800
12½ Lakhs Loan for certain Water Works.	12,75,000	1st Sept. 1904.	1st August 1934	24,010	1st August 1905	11,07,708
30 Lakhs Loan for Buildings, Drainage Works, etc.	30,00,000	1st Nov. 1920.	1st January 1951	58,113	1st January 1922	7,70,400
					Total Ra. ..	87,18,634
					Carried forward Ra. ..	1,95,29,271

Appendix No. 10—concl'd.

NAME OF LOAN.	Amount raised.	When raised.	When repayable.	Amount of Annual Sinking Fund Instalment.	Date when Sinking Fund commenced.	Amount of Sinking Fund which should have accumulated up to 31st March 1932 at Compound Interest
1	2	3	4	5	6	7
Brought over Rs. ...	Rs.			Rs.		Rs. 1,95,29,271
<i>4 per cent. Municipal Loans (3 per cent. basis).</i>						
2nd 24½ Lakhs Loan for Sewerage Works.	24,75,000	12 lakhs on 3rd Sept. 1905 and 12½ lakhs on 9th Sept. 1907.	1st August 1916	32,823	1st August 1907	12,20,630
13½ Lakhs Loan for the construction of Quarters for Halalkhores and Biggaries.	13,50,000	7th Aug. 1908.	1st May 1938	28,376	1st May 1909	9,46,204
15 Lakhs Loan for Street Improvements	15,00,000	29th July 1909.	1st May 1949	19,893	1st May 1910	6,24,171
30 Lakhs Loan for the acquisition of sites, for the construction of various Overbridges in the City.	30,00,000	29th July 1909 and 10th Aug. 1910.	1st May 1949	40,448	1st November 1910 and subsequent instalments from 1st May 1911 and 1st May 1929.	12,38,971
55 Lakhs Loan for Miscellaneous Works	55,00,000	7th and 10th Aug. and 1st Nov. 1911 and 1st Aug. 1913.	1st June 1942	1,21,632	1st June 1914	29,19,142 ^a
70 Lakhs Loan for reduplication of Tansa Main and other Auxiliary Works.	70,00,000	9th Sept. 1913, 22nd July 1914 and 10th April 1915.	†	78,148	1st June 1915	17,43,133
20 Lakhs Loan for Street Improvements	20,00,000	9th Sept. 1913 and 24th Sept. 1915.	1st May 1955	26,524	1st May 1916	5,49,840
43 Lakhs Loan for Drainage, Water and Miscellaneous Works.	43,00,000	1st Aug. and 24th Sept. 1915.	1st May 1945	90,382	1st May 1916	18,71,917
					Total Rs. ..	1,11,13,508
<i>3½ per cent. Municipal Loans (3½ per cent. basis).</i>						
15½ Lakhs Loan for Sewerage, Wari Bunder, etc., Roads, Burial-Ground and certain Water Works (1st Instalment).	10,00,000 raised at 3½ per cent.	1st Dec. 1896...	1st July 1936	14,508	1st July 1897 and subsequent instalment from 1st July 1929.	7,96,677
					Total Rs. ...	7,96,677
					Grand Total Rs.	3,14,39,456

NAME OF FUND.	Amount actually invested upto 31st March 1932.				Amount of Interest accrued upto 31st March 1932, collected and invested in 1932-33.	Total of Columns 5 and 6.
	Amount of Sinking Fund invested upto 31st March 1931.	Sinking Fund Instalments paid in 1931-32.	Interest accumulations invested in 1931-32.	Total.		
1	2	3	4	5	6	7
	Rs. a. p.	Rs. a. p.	Rs. a. p.	Rs. a. p.	Rs. a. p.	Rs. a. p.
Sinking Funds	2,95,31,012 6 9	14,91,328 0 0	13,53,175 11 6	3,23,75,516 2 3	4,58,839 6 9	3,28,34,355 9 0
Deduct—Withdrawn for repayment of Loans.	8,09,000 0 0	8,09,000 0 0
				3,15,66,516 2 3	4,58,839 6 9	3,20,25,355 9 0
In Public Securities as detailed in Appendix No. 16-A.	3,15,66,120 0 4
In Cash with the Imperial Bank of India.	396 1 11
Sinking Fund Investments Reserve Fund.	11,40,467 4 2	38,586 1 9	52,426 0 0	12,31,479 5 11	12,31,479 5 11
In Public Securities as detailed in Appendix No. 16A.	11,40,238 0 0	90,904 0 0	12,31,192 0 0
In Cash with the Imperial Bank of India.	179 4 2	+108 1 9	287 5 11
	11,40,467 4 2	91,012 1 9	12,31,479 5 11
Total	3,27,97,995 8 2	4,58,839 6 9	3,32,56,834 14 11

† Rs. 49,40,000 repayable on 1st June 1954.

" 20,60,000 " " 1st June 1974.

Rs. 70,00,000

M. R. TAMBE,
Chief Accountant.H. K. KIRPALANI,
Municipal Commissioner.

Appendix

STATEMENT showing Outstanding Loans due by the Municipality, the interest Outstanding on 1st Imperial Bank of India and in office during that year

No.	Particulars of Loans.	Rate of Interest.	Balance due on 1st April 1931.	Amount raised in 1931-32.	Total.	Amount re-paid in 1931-32.
1	2	3	4	5	6	7
Loans raised from Government-						
			Rs. a. p.	Rs. a. p.	Rs. a. p.	Rs. a. p.
1	Vehar Water Works Debt	4 per cent. ..	16,53,195 10 9	16,53,195 10 9	(A) 48,568 3 0
2	The 50 Lakhs Loan for Drainage, Water, Roads and other Works (part of Bombay Development Loan)	6½ per cent. ..	50,00,000 0 0	50,00,000 0 0	(a)
3	1st Instalment out of the Loan of Rs. 1½ crores for Water Works, Roads, Drainage and Sewerage, &c.	6½ per cent. ..	75,00,000 0 0	75,00,000 0 0	(a)
4	2nd Instalment out of the Loan of Rs. 1½ crores for Water Works, Roads, Drainage and Sewerage, &c.	5½ per cent. (inclusive of Income Tax.) 4½% do.	42,13,691 15 0 20,77,587 8 0	42,13,691 15 0 20,77,587 8 0	(b) 1,03,113 15 0 (b) 55,572 10 0
5	140 Lakhs Loan for General Supervision, Fire Brigade, &c., purposes	5½% do. 6% do.	99,07,774 6 0 21,66,785 3 0	99,07,774 6 0 21,66,785 3 0	(b) 2,42,455 7 0 (b) 46,105 14 0
6	65 Lakhs Loan for Tansa Triplication Scheme.	Do. ..	56,16,201 14 0	56,16,201 14 0	(b) 1,19,504 14 0
7	2½ Crores Loan for Water Works, General Supervision and Development, &c., purposes.	Do. ..	93,53,978 4 0	93,53,978 4 0	(b) 1,99,038 5 0
8	2 Crores Loan for major Development Works ..	5½ per cent. Do. .. 5½ per cent. Do. ..	1,27,48,474 5 0 1,13,55,078 2 0 20,72,151 7 0 46,14,754 0 0 36,91,808 10 0	1,27,48,474 5 0 1,13,55,078 2 0 20,72,151 7 0 46,14,754 0 0 36,91,808 10 0	(b) 7,72,098 9 0 (b) 2,31,050 0 0 (b) 42,163 5 0 (b) 90,215 8 0 (b) 72,171 10 0
9	150 Lakhs Loan (1925-26)	5 per cent. .. Do. .. Do. .. Do. ..	28,05,380 10 0 37,40,504 10 0 19,05,100 4 0 19,05,100 5 0	28,05,380 10 0 37,40,504 10 0 19,05,100 4 0 19,05,100 5 0	(b) 54,885 0 0 (b) 73,180 12 0 (b) 34,848 0 0 (b) 34,847 15 0
Total Loans raised from Government			9,23,27,565 1 9	9,23,27,565 1 9	22,19,819 15 0
Loans raised from the Public-						
1	The Sanitary Works Loan of 1885-86 (Rs. 44 Lakhs)	5 per cent. ..	4,500 0 0	4,500 0 0	4,500 0 0
2	The Sanitary Works Loan of 1888 (Rs. 7 Lakhs)	5 per cent. ..	1,500 0 0	1,500 0 0
3	The Tansa Water Works Loan (Rs. 147 Lakhs).	5 per cent. ..	1,45,00,000 0 0	1,45,00,000 0 0	(a)
4	The Drainage and Water Works Loan of 1888 (Rs. 12 Lakhs)	5 per cent. ..	1,500 0 0	1,500 0 0
5	The Miscellaneous Works Loan of 1888-89 for Drainage and Water Works, Markets and Roads (Rs. 10,08,500)	5 per cent. ..	1,500 0 0	1,500 0 0
6	The Aripada House Sullage Water Connections Loan (Rs. 2,48,000)	5 per cent. ..	1,000 0 0	1,000 0 0
7	The 36 Lakhs Various Sanitary Works Loan of 1890-91	5 per cent. ..	12,500 0 0	12,500 0 0	4,500 0 0
8	The Municipal Office Building Loan of 1891 (Rs. 8 Lakhs)	5 per cent. ..	8,00,000 0 0	8,00,000 0 0	8,00,000 0 0
9	The Loan of 23½ Lakhs for Drainage and other Works	4 per cent. ..	23,25,000 0 0	23,25,000 0 0	(a) ..
10	The 15½ Lakhs Loan for Sewerage, Wari Bunder, &c., Roads, Burial Ground and certain Water Works (1st instalment of Rs. 10 lakhs)	3½ per cent. ..	15,75,000 0 0	15,75,000 0 0	(a)
11	Do. do. (2nd instalment of Rs. 5½ Lakhs) ..	4 per cent. ..				
Carried over .. Rs.			1,92,22,500 0 0	1,92,22,500 0 0	8,09,000 0 0
Carried over ... Rs.			9,23,27,565 1 9	9,23,27,565 1 9	22,19,819 15 0

A.—The loan is payable on monthly instalments of Rs. 9,498 (Principal and Interest) out of Revenue. No Sinking Fund has been created for this loan.

B.—These loans are raised for development purposes. The programme of repayment has been approved under Corporation Resolution No. 5253 of 11th September 1928.

C.—Debentures in respect of these loans have remained unpaid owing to their not having been surrendered for repayment upto 31st March 1932. The debentures do not carry any interest from and after the due dates and will be paid when surrendered for repayment by the holders out of the Sinking Fund Investments.

(a) As under the terms of these loans the bonds cannot be repaid to the holders before the dates stipulated in the debentures, the Sinking Fund has been invested as shown in detail in Appendix No. 10.

(b) These loans are repayable out of revenue in annual equal instalments including principal and interest based on the amortisation of the loans within a period of 30 years. No Sinking Fund has been created for these loans.

No. 11.

April 1931 on the different Loans, the amount payable for the year 1931-32, the amount paid by the and the balances outstanding on 31st March 1932.

Balance due on 31st March 1932.	Interest outstanding on 1st April 1931.	Interest payable in 1931-32.	Total Interest due.	Deduct Interest paid by the Imperial Bank of India and in office.	Outstanding Balance on 31st March 1932.	Remarks.
8	9	10	11	12	13	14
Rs. a. p.	Rs. a. p.	Rs. a. p.	Rs. a. p.	Rs. a. p.	Rs. a. p.	
16,04,627 7 9	65,407 13 0	65,407 13 0	65,407 13 0	
50,00,000 0 0	3,70,795 0 0	3,70,795 0 0	3,65,457 5 2	5,337 10 10	
75,00,000 0 0	}	8,86,630 7 0	8,86,630 7 0	8,78,624 7 10	8,005 15 2	
41,10,578 0 0						
20,22,014 14 0	}	6,74,934 11 0	6,74,934 11 0	6,74,934 11 0	
96,65,318 15 0						
21,20,679 5 0	}	3,36,972 2 0	3,36,972 2 0	3,36,972 2 0	
54,96,697 0 0						
91,54,939 15 0	}	13,26,147 2 0	13,26,147 2 0	13,26,147 2 0	
1,19,78,375 12 0						
1,11,24,028 2 0	}	10,25,877 3 0	10,25,877 3 0	10,25,877 3 0	
20,29,988 2 0						
45,24,538 8 0	}	7,20,853 11 0	7,20,853 11 0	7,20,853 11 0	
36,19,635 0 0						
27,50,495 10 0	}	7,20,853 11 0	7,20,853 11 0	7,20,853 11 0	
36,87,323 14 0						
18,70,252 4 0	}	7,20,853 11 0	7,20,853 11 0	7,20,853 11 0	
18,70,252 6 0						
9,01,07,745 2 9	54,07,618 1 0	54,07,618 1 0	53,94,274 7 0	13,343 10 0	
....	2,762 8 0	2,762 8 0	*2,762 8 0	
0 1,500 0 0	2,062 8 0	2,062 8 0	1 4 5	2,061 3 7	
1,45,00,000 0 0	18,512 8 0	7,25,000 0 0	7,43,512 8 0	7,26,104 15 11	17,407 8 1	
0 1,500 0 0	412 8 0	412 8 0	18 1 0	394 7 0	
0 1,500 0 0	312 8 0	312 8 0	15 8 5	296 15 7	
0 1,000 0 0	125 0 0	125 0 0	7 2 0	117 14 0	
0 8,000 0 0	1,237 8 0	1,237 8 0	278 9 4	958 14 8	
....	10,000 0 0	10,000 0 0	10,000 0 0	
23,25,000 0 0	9,210 0 0	93,000 0 0	1,02,210 0 0	88,834 15 0	13,375 1 0	
15,75,000 0 0	350 0 0	35,000 0 0 23,000 0 0	58,350 0 0	57,885 10 0	464 6 0	
1,84,13,500 0 0	34,985 0 0	8,86,000 0 0	9,20,985 0 0	8,83,146 2 1	35,076 5 11 *2,762 8 0	
9,01,07,745 2 9	54,07,618 1 0	54,07,618 1 0	53,94,274 7 0	13,343 10 0	

* To be treated as savings.

No.	Particulars of Loans.	Rate of Interest.	Balance due on 1st April 1931.	Amount raised in 1931-32.	Total.	Amount re-paid in 1931-32.
1	2	3	4	5	6	7
	Brought forward Rs. ..		Rs. a. p. 9,23,27,565 1 9	Rs. a. p.	Rs. a. p. 9,23,27,565 1 9	Rs. a. p. 22,19,819 15 0
	Brought forward Rs. ..		1,92,22,500 0 0	1,92,22,500 0 0	8,09,000 0 0
	Loans raised from the Public—contd.					
11	25 Lakhs Loan for Sewerage, Water and other Sanitary Works	4 per cent. ..	25,00,000 0 0	25,00,000 0 0	(a)
12	19½ Lakhs Loan for Sewerage, Roads and other Sanitary Works	4 per cent. ..	19,25,000 0 0	19,25,000 0 0	(a)
13	24½ Lakhs Loan for certain Sewerage and Water Works	4 per cent. ..	24,75,000 0 0	24,75,000 0 0	(a)
14	12½ Lakhs Loan for certain Water Works ..	4 per cent. ..	12,75,000 0 0	12,75,000 0 0	(a)
15	The 2nd 24½ Lakhs Loan for certain Sewerage Works	4 per cent. ..	24,75,000 0 0	24,75,000 0 0	(a)
16	13½ Lakhs Loan for the construction of Quarters for Halalkhores and Biggaries ..	4 per cent. ..	13,50,000 0 0	13,50,000 0 0	(a)
17	The 15 Lakhs Loan for Street Improvements.	4 per cent. ..	15,00,000 0 0	15,00,000 0 0	(a)
18	The 30 Lakhs Loan for the acquisition of sites for the construction of Overbridges	4 per cent. ..	30,00,000 0 0	30,00,000 0 0	(a)
19	The 55 Lakhs Loan for Drainage, Sanitary, Water and other Miscellaneous Works ..	4 per cent. ..	55,00,000 0 0	55,00,000 0 0	(a)
20	The 70 Lakhs Loan for re-duplication of Tansa Main and other Auxiliary Works ..	4 per cent. ..	70,00,000 0 0	70,00,000 0 0	(a)
21	The 20 Lakhs Loan for Street Improvements.	4 per cent. ..	20,00,000 0 0	20,00,000 0 0	(a)
22	The 43 Lakhs Loan for Drainage, Water, Roads and Miscellaneous Works	4 per cent. ..	43,00,000 0 0	43,00,000 0 0	(a)
23	The 40 Lakhs Loan for the construction of Sanitary Buildings, acquisition of Lands for Street Improvements and for executing Drainage and Water Works	6 per cent. ..	5,000 0 0	5,000 0 0	2,000 0 0
24	The 10 Lakhs Loan for the Conversion of the Storm Water Reservoir at Clerk Road into a Public Park	5 per cent. ..	10,00,000 0 0	10,00,000 0 0	(a)
25	The 30 Lakhs Loan for the construction of Building and Drainage Works and the acquisition of Land for different purposes ..	4 per cent. ..	30,00,000 0 0	30,00,000 0 0	(a)
26	160 Lakhs Loan for the improvement of the Water Supply in Bombay (First Issue) ..	6 per cent. ..	67,77,000 0 0	67,77,000 0 0	(a)
27	Do. do. (Second Issue)	6 per cent. ..	92,23,000 0 0	92,23,000 0 0	(a)
28	Rs. 25 Lakhs Loan (1927-28)	5 per cent. ..	25,00,000 0 0	25,00,000 0 0	(a)
29	Rs. 37 Lakhs Loan (1929-30)	5 per cent. ..	26,21,500 0 0	26,21,500 0 0	(a)
30	Rs. 31½ Lakhs Loan for the repayment of Rs. 40 Lakhs Loan due 19th December 1929	5 per cent. ..	26,14,000 0 0	26,14,000 0 0	(a)
31	Rs. 28 Lakhs Loan for the repayment of Rs. 39,94,000 out of 6 per cent. 50 Lakhs Loan due 1st August 1929	5 per cent. ..	8,45,500 0 0	8,45,500 0 0	(a)
32	Rs. 40 Lakhs Loan (1950-60)	6 per cent. ..	40,00,000 0 0	40,00,000 0 0	(a)
	Total Loans raised from the Public ..	Rs. ..	8,71,08,500 0 0	8,71,08,500 0 0	8,11,000 0 0
	Advances from Special Fund.					
1	Advance from Plant and Machinery Depreciation Fund	5 per cent.	8,50,000 0 0	8,50,000 0 0
	GRAND TOTAL ..	Rs. ..	17,94,36,065 1 9	8,50,000 0 0	18,02,86,065 1 9	30,30,819 15 0

(a) As under the terms of these loans the bonds cannot be repaid to the holders before the dates stipulated in the debentures, the Sinking Fund has been invested as shown in detail in Appendix No. 10.

(b) Debentures in respect of this loan have remained unpaid owing to their not having been surrendered for repayment up to 31st March 1932. The debentures do not carry any interest from and after the due date and will be paid when surrendered for repayment by the holders.

M. R. TAMBE,
Chief Accountant.

No. 11—continued.

Balance due on 31st March 1932.	Interest outstanding on 1st April 1931.	Interest payable in 1931-32.	Total Interest due.	Deduct Interest paid by the Imperial Bank of India and in Office.	Outstanding Balance on 31st March 1932.	Remarks.
8	9	10	11	12	13	14
Rs. a. p.	Rs. a. p.	Rs. a. p.	Rs. a. p.	Rs. a. p.	Rs. a. p.	
9,01,07,745 2 9	54,07,618 1 0	54,07,618 1 0	53,94,274 7 0	13,343 10 0	
1,84,13,500 0 0	34,985 0 0	8,86,000 0 0	9,20,985 0 0	8,83,146 2 1	85,076 5 11 *2,762 8 0	
25,00,000 0 0	970 0 0	1,00,000 0 0	1,00,970 0 0	99,870 13 0	1,009 3 0	
19,25,000 0 0	4,470 0 0	77,000 0 0	81,470 0 0	76,031 0 8	5,438 15 4	
24,75,000 0 0	2,870 0 0	99,000 0 0	1,01,870 0 0	98,660 0 4	3,209 15 8	
12,75,000 0 0	2,540 0 0	51,000 0 0	53,540 0 0	49,903 13 8	3,636 2 4	
24,75,000 0 0	2,080 0 0	99,000 0 0	1,01,080 0 0	98,655 14 0	2,424 2 0	
13,50,000 0 0	4,600 0 0	54,000 0 0	58,600 0 0	53,828 6 8	4,771 9 4	
15,00,000 0 0	4,040 0 0	60,000 0 0	64,040 0 0	61,035 0 0	3,005 0 0	
30,00,000 0 0	20,880 0 0	1,20,000 0 0	1,40,880 0 0	1,22,619 3 0	18,260 13 0	
55,00,000 0 0	2,20,000 0 0	2,20,000 0 0	2,19,980 0 0	20 0 0	
70,00,000 0 0	6,813 1 2	2,80,000 0 0	2,86,813 1 2	2,79,814 10 11	6,998 6 2 0 0 1	
20,00,000 0 0	610 0 0	80,000 0 0	80,610 0 0	79,791 14 0	818 2 0	
43,00,000 0 0	1,72,000 0 0	1,72,000 0 0	1,72,000 0 0	
(b) 3,000 0 0	1,320 13 4	1,320 13 4	158 15 0	1,161 14 2 * 0 0 2	
10,00,000 0 0	50,000 0 0	50,000 0 0	50,000 0 0	
30,00,000 0 0	1,20,000 0 0	1,20,000 0 0	1,20,000 0 0	
67,77,000 0 0	10,095 0 0	4,06,620 0 0	4,16,715 0 0	4,06,283 9 0	10,431 7 0	
92,23,000 0 0	10,551 15 1	5,53,380 0 0	5,63,931 15 1	5,50,829 10 6	13,102 4 0 0 0 7	
25,00,000 0 0	1,25,000 0 0	1,25,000 0 0	1,25,000 0 0	
26,21,500 0 0	5,303 12 4	1,31,075 0 0	1,36,378 12 4	1,32,965 0 4	3,413 12 0	
26,14,000 0 0	17,912 3 3	1,30,700 0 0	1,48,612 3 3	1,41,663 14 6	6,948 4 9	
8,45,500 0 0	2,313 1 11	42,275 0 0	44,618 1 11	43,114 14 10	1,503 3 0 0 0 1	
40,00,000 0 0	6,311 13 7	2,40,000 0 0	2,46,311 13 7	2,31,781 8 9	14,530 4 10	
8,62,97,500 0 0	1,38,696 12 8	40,97,050 0 0	42,35,746 12 8	40,97,134 7 3	1,35,849 12 6 *2,762 8 11	
8,50,000 0 0	25,918 0 0	25,918 0 0	23,813 11 0	*2,104 5 0	
17,72,55,245 2 9	1,38,696 12 8	95,30,586 1 0	96,69,282 13 8	95,15,222 9 3	1,49,193 6 6 * 4,866 13 11	

* To be treated as savings.

H. K. KIRPALANI,
Municipal Commissioner.

Appendix Water Works Revenue Account for

INCOME.	Amount.
	Rs. a. p.
Water Tax and other Miscellaneous Water Works Revenue—vide details in Appendix No. 3	* 64,18,786 4 4

* This includes Rs. 32,23,944-3-4 being the amount of Water Tax by measurement, realised during 1931-32 as shown in the following Statement:—

STATEMENT showing the quantity of Water by meter realised at different rates for the uniform quantity of 1,000 gallons

PARTICULARS.	1926-27.		1927-28.		Gall.
	Gallons.	Amount.	Gallons.	Amount.	
Hotels	4,66,04,100	Rs. a. p. @ Re. 1 46,589 10 0	4,63,57,200	Rs. a. p. @ Re. 1. 45,950 2 0	4,18
Cotton Factories	77,27,94,210	7,72,847 18 0 @ Re. 1	98,07,81,800	8,28,801 2 0 @ As. 12	66,48
Flour Factories	2,71,31,600	27,131 10 0 @ Re. 1	2,76,19,900	27,619 15 0 @ Re. 1	2,66
Other Factories	84,20,06,985	3,38,220 0 0 @ Re. 1	85,22,76,019	3,84,706 7 0 @ As. 12	46,97
Milch Cattle Stables	19,71,01,750	1,96,912 12 0 @ As. 8	19,46,44,185	1,89,052 10 0 At different rates.	19,92
Government Properties (a)	55,81,62,650	3,04,938 1 6 @ Re. 1	43,17,88,313	2,26,858 15 6 @ Re. 1	61,14
Railways	78,86,36,980	7,86,637 1 0 @ Re. 1	41,48,40,405	4,14,340 8 0 @ Re. 1	55,38
Port Trust	58,68,07,850	5,86,807 14 0 At different rates.	55,80,28,970	5,58,028 14 0 At different rates.	46,29
Suburbs (b)	74,05,89,876	3,61,348 15 0 At different rates.	65,72,02,150	3,00,974 9 0 At different rates.	73,52
Miscellaneous (c)	98,82,14,483	7,21,975 15 7	98,68,39,715	6,50,908 10 0	73,88
Total	5,04,60,11,213	41,42,959 12 1	4,58,98,38,457	35,56,741 12 6	4,50,39

(a) The rates charged are in accordance with the Water Rules for the respective years.

(b) The rate charged is annas 6 to As. 14 per 1,000 gals.

(c) The rates charged vary from As. 10 to Re. 1.

(d) This includes Rs. 13-2-0 collected by Water Department.

96 A

Carried forward Rs

52,26,816 1 3

No. 12.

Account.

the year ending 31st March 1932.

EXPENDITURE.		Rs. a. p.	Rs. a. p.	Rs. a. p.	Rs. a. p.
General Superintendence ($\frac{1}{3}$ th proportion of)		1,79,766 5 1			
Assessment and Collection Charges ($\frac{1}{3}$ th proportion of) ..		1,52,261 14 8	3,32,028 3 9		
Maintenance of Water Works (<i>vide</i> Appendix No. 4) ..		8,58,635 4 10			
New Works (<i>vide</i> Appendix No. 4)		6,306 10 6	8,59,941 15 4	11,91,970 3 1	
Surplus carried down	52,26,816 1 3	64,18,786 4 4

64,18,780 4 4

ied under different Sub-heads and the Water Tax by measurement
is required by Corporation Resolution No. 6570 of 15th February 1912.

Rs. a. p.

1928-29.	1929-30.		1930-31.		1931-32.		
	Amount.	Gallons.	Amount.	Gallons.	Amount.	Gallons.	
Rs. a. p. @ As. 14. 85,574 18 0		5,96,02,100	Rs. a. p. @ 14 As. 47,705 11 0	5,09,33,850	Rs. a. p. @ As. 14 44,666 11 0	4,36,88,700	Rs. a. p. @ As. 14 85,215 0 0
@ As. 10. 4,78,257 2 0		80,65,81,985	@ 10 As. 5,15,644 14 0	1,22,19,81,570	@ As. 10 7,64,958 9 0	1,41,97,96,825	@ As. 10 8,87,897 14 0
@ As. 14. 25,028 10 0		2,05,53,800	@ 14 As. 17,984 8 0	1,62,45,900	@ As. 14 14,740 8 0	1,50,55,000	@ As. 14 18,178 0 0
At different rates. 8,92,879 5 0		49,25,78,420	@ 14 As. 8,70,150 5 0	26,48,68,740	@ different rates 2,27,208 4 0	26,95,72,790	At different rates. 2,80,326 8 0
@ As. 10. 1,89,584 9 0		21,87,90,185	@ 10 As. 1,89,549 11 0	20,08,45,475	@ As. 10 1,25,278 5 0	21,69,88,550	@ As. 10 1,85,857 7 0
@ As. 8. 8,05,284 12 0		55,38,16,450	@ 10 As. 8,09,068 8 0	46,56,02,100	@ As. 10 2,89,088 15 0	67,28,99,800	@ As. 10 4,20,240 14 0
@ As. 14. 5,53,872 8 0		1,08,48,09,200	At different rates. 8,90,102 7 0	78,19,87,275	@ different rates 6,28,917 12 0	61,46,87,125	At different rates. 4,84,972 2 0
4,62,974 18 0		54,52,32,800	@ 14 As. 4,77,122 7 0	47,95,90,285	@ As. 14 4,19,841 8 0	46,81,85,429	@ As. 14 4,05,248 8 0
At different rates. 2,68,219 14 0		82,65,88,790	At different rates. 8,60,166 1 9	64,11,55,300	At different rates 2,17,598 8 5	59,77,88,750	At different rates 2,10,598 6 0
4,66,101 14 0		94,78,21,215	At different rates. 4,46,187 2 8	54,92,35,829	At different rates 8,68,811 0 0	27,64,68,400	At different rates (8,97,912 10 4
31,28,278 4 0		5,50,88,74,945	85,78,781 6 5	4,87,25,40,324	81,01,784 6 5	4,88,94,18,869	82,28,944 8 4

Do. do. (Second issue)
25 Lakhs for construction of roads, miscellaneous works (Rs. 3,58,814)
31.43 Lakhs Loan (Rs. 6,53,500)
37 Lakhs Loan (Rs. 99,360)

8,00,528 10 0

17,940 11 0

35,416 0 0

5,385 7 3

21,39,692 6 4

42,81,642 2 2

Commission to the Imperial Bank of India for payment of interest on the Water Works portion of the different Loans
Miscellaneous Loan Charges including Commission paid to the Imperial Bank of India for drawing interest on Sinking Fund Investments

9,532 13 6

2,053 6 8

11,586 4 2

42,93,228 6 4

Reduction of debt or investment of Sinking Fund of the following Water Works Loans :-

Vehar Debt

48,568 3 0

Tansa Water Works Loan of Rs. 147 Lakhs (Rs. 1,45,00,000)

76,040 0 0

Carried forward Rs. ..

1,24,608 3 0

42,93,228 6 4

Appendix
Water Works
Net Revenue Account for

	Ra. a. p.
INCOME— <i>contd.</i>	
Brought forward Re. . .	52,26,818 1 3
Deficit—Excess of Expenditure over Income . . .	3,56,817 12 1
Total Re. . .	55,83,633 13 4

M. R. TAMBE,
Chief Accountant.

No. 12—contd.

Account—contd.

the year ending 31st March 1932—contd.

EXPENDITURE—contd.		Rs. a. p.	Rs. a. p.	Rs. a. p.
	Brought forward Rs.	1,24,608 3 0	42,93,228 6 4	
Water Works portion of	12½ Lakhs Loan (Rs. 12,28,799)	23,140 0 0		
Do. do.	23½ Lakhs Loan for Drainage and other Works (Rs. 2,39,522)	2,886 0 0		
Do. do.	15½ Lakhs Loan for Sewerage, Wari Bunder, etc., Works (Rs. 1,81,772)	2,637 0 0		
Do. do.	25 Lakhs Loan for Sewerage, etc., Works (Rs. 2,31,652)	2,759 0 0		
Do. do.	24½ Lakhs Loan (Rs. 6,06,035)	7,208 0 0		
Do. do.	13½ " " (Rs. 728)	15 0 0		
Do. do.	55 " " (Rs. 4,01,098)	8,870 0 0		
70 Lakhs Loan for Reduplication of the Tansa Main and other Auxiliary Works (Rs. 69,90,737)		78,045 0 0		
43 " " for Drainage, Water, Roads and Miscellaneous Works (Rs. 1,27,313)		2,676 0 0		
50 " " for Drainage, Water, etc., Works (Rs. 5,00,000)		8,915 0 0		
1½ Crores Loan for " " " " (Rs. 99,17,020)		2,10,263 8 0		
65 Lakhs Loan for Tansa Triplication Scheme (Rs. 56,16,202)		1,19,504 14 0		
2 Crores Loan for Major Development Works (Rs. 94,93,894)		1,89,494 9 0		
160 Lakhs Loan for the improvement of the water-supply in Bombay..		2,85,280 0 0		
2½ Crores Loan for General Supervision, Water Works, etc., purposes (Rs. 1,35,650)		2,886 0 0		
150 Lakhs Loan 1925-26 (Rs. 1,02,05,950)		1,99,602 5 0		
25 Lakhs Loan 1927-28 (Rs. 3,58,814)		6,951 0 0		
31.43 Lakhs Loan (Rs. 6,53,500)		12,859 0 0		
37 Lakhs Loan (Rs. 99,250)		2,057 0 0		
			12,90,405 7 0	
				55,83,633 13 4
			Total Rs. ..	55,83,633 13 4

H. K. KIRPALANI,

Municipal Commissioner.

Appendix
WATER WORKS
SCHEDULE OF LIABILITIES AND

LIABILITIES.	Rs. a. p.	Rs. a. p.	Rs. a. p.
I—DEBT PRINCIPAL.			
Due to Government—			
Government of Bombay on account of Vihar Debt ...	16,04,627 7 9		
50 Lakhs Loan for Drainage, Water, &c., Works ...	5,00,000 0 0		
1½ Crores do. do. do. do. do. do. ...	98,02,911 14 3		
2½ Crores Loan	1,82,764 0 0		
65 Lakhs Loan for Tansa Triplication Scheme ...	54,96,697 0 0		
2 Crores Loan for Major Development Works ...	93,01,399 9 0		
150 Lakhs Loan (1925-26)	1,00,05,647 8 0		
		3,68,47,047 7 0	
Due to the Public—			
Water Works portion of the 7 Lakhs Sanitary Works Loan	304 0 0		
Water Works portion of the 12 Lakhs Drainage and Water Works Loan	395 0 0		
Water Works portion of the Miscellaneous Works Loan of Rs. 10,08,500	173 0 0		
Water Works portion of the 35 Lakhs Various Sanitary Works Loan	2,403 0 0		
Tansa Water Works Loan of 147 Lakhs	1,45,00,000 0 0		
Water Works portion of 13½ Lakhs Loan	728 6 6		
Water Works portion of the 23½ Lakhs Loan for Drainage and other Works	2,89,522 5 7		
Water Works portion of the 15½ Lakhs Loan for Sewerage, Wari Bunder, &c. Roads, Burial Ground and certain Water Works	1,81,772 5 4		
Water Works portion of the 25 Lakhs Loan for Sewerage, Roads and other Works	2,31,652 1 8		
Water Works portion of the 24½ Lakhs Loan for certain Sewerage and Water Works	6,06,035 2 9		
12½ Lakhs Loan for certain Water Works	12,28,798 9 4		
Water Works portion of the 55 Lakhs Loan for Miscellaneous Works	4,01,097 12 2		
70 Lakhs Loan for the Reduplication of the Tansa Main and other Auxiliary Works	69,90,737 0 5		
Water Works portion of 43 Lakhs Loan for Miscellaneous Works	1,27,318 3 6		
40 Lakhs Loan for the construction of Sanitary Buildings, acquisition of lands for Street Improvements and for executing Drainage and Water Works ...	750 0 0		
160 Lakhs Loan for the improvement of the water-supply in Bombay	1,60,00,000 0 0		
Water Works portion of the 25 Lakhs Loan (1927-28) ...	3,58,813 11 0		
Water Works portion of 31-43 Lakhs Loan	6,53,500 0 0		
Water Works portion of 37 Lakhs Loan	99,260 6 0		
		4,16,23,198 0 3	
II. (a)—SINKING FUNDS ON MUNICIPAL LOANS (invested as per contra)			7,84,70,243 7 3
(b) Sinking Fund Investments Reserve Fund (invested as per contra)		1,52,55,950 0 0	
		5,95,156 0 0	
			1,58,50,806 0 0
III.—SPECIAL FUNDS—			
Worn-out Water Mains Renewal Fund (invested as per contra)		2,98,446 11 1	
Net Premia Fund (invested as per contra)		4,19,571 0 0	
			6,58,017 11 1
IV—CAPITAL ACCOUNT—			
General Reserve being Assets in excess of Liabilities			1,70,30,672 6 0
TOTAL Rs. ...			11,20,09,739 8 4

M. R. TAMBE,
Chief Accountant.

No. 13.

ACCOUNT.

ASSETS AT 31st MARCH 1932.

ASSETS.	Rs. a. p.	Rs. a. p.	Rs. a. p.
I. Properties—			
Water Works executed out of Loan, Surplus and Reserve Funds (<i>vide</i> Appendix No. 8)—			
Out of Loan and Reserve Funds—			
Ordinary Works	4,47,48,614 3 9		
Tansa Completion Works	5,00,80,774 5 9		
Works executed out of Worn-out Water Mains Renewal Fund	6,91,527 8 9		
		9,55,00,915 13 3	9,55,00,915 13 3
II. Investments—			
1. Imperial Bank of India Municipal Loans Sinking Fund Deposit Accounts—			
Sinking Funds	1,52,55,850 0 0		
Sinking Fund Investments Reserve Fund	5,95,156 0 0		
		1,58,50,806 0 0	
2. Imperial Bank of India—Worn-out Water Mains Renewal Fund Deposit Account (<i>vide</i> Appendix No. 6)			
		2,38,426 11 1	
3. Imperial Bank of India—Net Premia on different Municipal Loans Deposit Account (<i>vide</i> note* to Appendix No. 6)			
		4,19,571 0 0	
		1,65,08,823 11 1	
TOTAL Rs. ...			11,50,09,739 8 4

H. K. KIRPALANI,
Municipal Commissioner.

Appendix
Markets and Slaughter
Revenue Account for the year

	Amount.
INCOME.	Rs. a. p.
Income for the year— <i>Vide</i> details in Appendix No. 3	11,51,471 2 5
Total Rs. ...	11,51,471 2 5

Net Revenue Account for the year

	Rs. a. p.
Surplus brought down	7,07,058 4 9
Total Rs. ...	7,07,058 4 9

M. R. TAMBE,
Chief Accountant.

No. 13A.

Houses Account.

ending 31st March 1932.

EXPENDITURE.		Rs. a. p.	Rs. a. p.
General Superintendence (2½ per cent. proportion of)	35,953 4 0	
Maintenance Charges of Markets and Slaughter Houses (<i>vide</i> Appendix No. 4)—			
	Rs. a. p.		
Amount shown under IX.—Mechanical, C—Transport	1,00,790 0 4		
„ „ „ XIV.—Markets and Slaughter Houses	2,92,471 12 0	3,93,261 12 4	
New works (<i>vide</i> Appendix No. 4)	15,197 13 4	4,44,412 13 8
Surplus carried down		7,07,058 4 9
Total Rs.		11,51,471 2 5

ending 31st March 1932.

Interest on Loans.		Rs. a. p.	Rs. a. p.	Rs. a. p.
Due to Government—				
Rs. 50 Lakhs Loan (Rs. 8,88,349)	64,932 0 0		
„ 1½ Crores „ („ 1,52,624)	9,722 14 0		
„ 140 Lakhs „ („ 13,14,705)	1,29,385 11 0		
„ 2 Crores „ („ 8,44,940)	48,584 0 0	2,52,624 9 0	
Due to Public—				
Rs. 10,08,500 Loan	9 15 5		
25 Lakhs Loan 1927-28 (Rs. 235)	11 12 0		
„ 35 „ „ (Rs. 3,80,580)	30 4 0		
„ 55 „ „ („ 77,689)	3,107 9 0		
„ 43 „ „ („ 58,000)	2,320 0 0		
„ 30 „ „ („ 2,00,000)	8,000 0 0		
„ 40 „ „ 1950-60 (Rs. 1,01,395)	6,004 0 0	19,483 8 5	
Commission to the Imperial Bank of India for the payment of interest on the portions of the different Loans...		261 9 0	2,72,108 1 5
Miscellaneous Loan Charges including Commission paid to the Imperial Bank of India for drawing interest on Sinking Fund Investments		219 11 4	481 4 4
Reduction of debt or investment of Sinking Fund.				
Rs. 43 Lakhs Loan (Rs. 58,000)		1,219 0 0	
„ 55 „ „ („ 77,689)		1,718 0 0	
„ 50 „ „ („ 8,88,349)		15,840 0 0	
„ 30 „ „ („ 2,00,000)		3,874 0 0	
„ 1½ Crores „ („ 1,52,624)		3,235 0 0	
„ 140 Lakhs „ („ 13,14,705)		55,316 0 0	
„ 25 „ „ („ 235)		5 0 0	
„ 40 „ „ 1950-60 (Rs. 1,01,395)		2,007 0 0	
„ 2 Crores „ (Rs. 8,44,940)		17,193 0 0	1,00,407 0 0
Balance—Income in excess of expenditure			3,72,996 5 9
Total Rs.			3,34,081 15 0
				7,07,058 4 9

H. K. KIRPALANI,
Municipal Commissioner.

Appendix No. 14.
MUNICIPAL WORKSHOPS.
Income and Expenditure for the year 1931-32.

Expenditure.	1930-31.		1931-32.	Income.	1930-31.	1931-32.
	Rs. a. p.	Rs. a. p.	Rs. a. p.	Amount chargeable to Departments on account of work done. Rs. a. p.	Rs. a. p.	Rs. a. p.
Labour and Stores on Departmental Works ...	1,91,750 0 6	1,65,778 4 3	2,44,969 7 9	2,18,069 2 7	
Labour and Stores on maintenance of shops	31,961 7 10	22,880 13 6		Sale of waste materials and un-serviceable stores 1,957 2 9	1,352 6 6	
Supervision and Office expenses ..	59,835 7 0	50,425 8 6	73,306 6 0	Less—Profit on Private works shown in excess in M.E.'s Account 29 3 0	
	91,796 14 10			Deficit on year's working to be written off when sanction of the Corporation is accorded ...	1,927 15 9	
					36,649 7 10	19,663 1 2
	2,83,546 15 4		2,89,084 10 3		2,83,546 15 4	2,39,084 10 3

Appendix No. 14-A.
MUNICIPAL WORKSHOPS.
Balance Sheet as at 31st March 1932.

Liabilities.	1930-31.	1931-32.	Assets.	1930-31.	1931-32.
	Rs. a. p.	Rs. a. p.		Rs. a. p.	Rs. a. p.
At debit of Advance Account ...	65,286 2 10	34,600 7 0	Works in progress	19,139 4 0	
			Due from Departments	4,036 12 0	4,401 11 0
			Do. Private Parties	43 13 0	17 8 0
				4,080 9 0	
			Stores issued in March but not included in the expenditure shown in I. and E. Account above ...	5,877 6 0	4,855 13 9
			Credit for R. S. Memo. shown in excess by M.E.	200 0 0
Recovery for coal ashes	275 12 0		5,877 6 0	5,055 13 9
			Less—R. S. Memo.	184 12 0	238 15 0
			Recovery on account of sale proceeds of un-serviceable Stores not shown on above account	45 8 6
				184 12 0	334 7 6
			Deficit on year's working not adjusted at the close of the year	5,692 10 0	4,721 6 3
	65,561 14 10	34,600 7 0		36,649 7 10	19,663 1 2
				65,561 14 10	34,600 7 0

M. R. TAMBE,
Chief Accountant.

H. K. KIRPALANI,
Municipal Commissioner.

Appendix No. 14-B.

Statement of Advance Accounts for 1931-32.

Dr.

Cr.

Opening Balance on 1st April 1931.	Debits during 1931-32.	Closing Balance on 31st March 1932.	Total.	Name of Account.	Opening Balance on 1st April 1931.	Credits during 1931-32.	Closing Balance on 31st March 1932.	Total.
Rs. a. p.	Rs. a. p.	Rs. a. p.	Rs. a. p.		Rs. a. p.	Rs. a. p.	Rs. a. p.	Rs. a. p.
366 8 0	26,666 12 0	27,032 15 0	<i>Departmental Works.</i>	26,977 7 0	55 8 0	27,032 15 0
5,923 4 0	2,05,525 6 3	2,11,448 10 3	Drainage Branch	2,09,331 5 3	2,117 5 0	2,11,448 10 3
1,459 0 2	18,929 8 5	20,388 8 7	Roads and Buildings	19,264 14 10	1,123 9 9	20,388 8 7
....	1,02,305 12 0	1,02,305 12 0	Water Works	1,02,305 12 0	1,02,305 12 0
....	1,62,427 5 0	1,62,427 5 0	D. E. Works	1,42,562 7 8	19,864 13 4	1,62,427 5 0
7,748 7 2	5,15,854 11 8	5,23,603 2 10	Roads, Buildings and Drainage	5,00,441 14 9	23,161 4 1	5,23,603 2 10
				Total			
				<i>Private Works.</i>				
656 6 3	6,637 15 9	7,294 6 0	Drainage Branch	4,029 6 0	3,265 0 0	7,294 6 0
12,627 8 3	77,807 7 7	90,434 15 10	Roads and Buildings	87,810 12 3	2,624 3 7	90,434 15 10
573 10 1	1 4 0	574 14 1	Levelling, Metalling, etc., Private Streets.	12 0 0	562 14 1	574 14 1
2,430 4 5	10,454 12 11	12,885 1 4	Water Works...	9,949 3 5	2,935 13 11	12,885 1 4
....	31,553 5 10	31,553 5 10	Roads, Buildings and Drainage	24,917 11 0	6,635 10 10	31,553 5 10
				<i>Government of Bombay.</i>				
577 12 7	5,193 8 9	5,771 5 4	Working of the Lethal Chamber for the destruction of stray dogs.	5,163 1 9	608 3 7	5,771 5 4
44 13 3	2,061 2 2	2,105 15 5	Health Department	1,362 14 9	743 0 8	2,105 15 5
8,840 2 6	21,460 0 1	30,300 2 7	Bombay Port Trust	20,204 5 0	10,095 13 7	30,300 2 7
25,750 9 4	1,55,169 9 1	1,80,920 2 5	Total	1,53,449 6 2	27,470 12 3	1,80,920 2 5
33,499 0 6	6,71,024 4 9	7,04,523 5 3	Carried forward	6,53,891 4 11	50,632 0 4	7,04,523 5 3

Appendix No. 14-B—continued.

Statement of Advance Accounts for 1931-32.

Dr.				Cr.				
Opening Balance on 1st April 1931.	Debits during 1931-32.	Closing Balance on 31st March 1932.	Total.	Name of Account.	Opening Balance on 1st April 1931.	Credits during 1931-32.	Closing Balance on 31st March 1932.	Total.
Rs. a. p.	Rs. a. p.	Rs. a. p.	Rs. a. p.		Rs. a. p.	Rs. a. p.	Rs. a. p.	Rs. a. p.
33,499 0 6	6,71,024 4 9	7,04,523 5 3	Brought over	6,53,891 4 11	50,632 0 4	7,04,523 5 3
				<i>Asphalt Plant, Crushers, etc.</i>				
45,010 14 10	1,99,072 10 0	(a) 28,975 11 2	2,73,059 4 0	Asphalt Plant	2,73,059 4 0	2,73,059 4 0
19 3 0	11,080 10 4	11,099 13 4	Nowroji Hill Crushers	11,099 13 4	11,099 13 4
1,372 11 0	47,886 12 0	49,259 7 0	Sewri Crushers	47,862 8 0	(b) 1,596 15 0	49,259 7 0
....	1,283 6 0	1,283 6 0	Tar Makadam Plant at Nowroji Hill	1,283 6 0	1,283 6 0
1,273 15 10	66,858 12 2	68,132 12 0	Mechanical Transport	67,986 8 0	(c) 146 4 0	68,132 12 0
38,616 11 0	42,126 8 0	75,742 14 0	Love Grove Crushers	44,541 11 0	(d) 31,201 8 0	75,742 14 0
81,293 7 8	3,69,308 5 6	28,975 11 2	4,78,577 8 4	Total	4,45,633 2 4	32,944 6 0	4,78,577 8 4
1,14,792 8 2	10,39,332 10 3	28,975 11 2	11,83,100 13 7	Carried forward	10,99,524 7 3	83,576 6 4	11,83,100 13 7

	Rs. a. p.	Rs. a. p.
(a) Stock on hand	33,867 12 0	
Outstanding bills	3,302 8 0	
		37,170 4 0
Less—Profit for 1931-32 to be adjusted in 1932-1933		66,145 15 2
		<u>Rs. 28,975 11 2</u>
(b) Stock on hand		
(c) Outstanding bills	72 14 0	
Stores Abstracts for March 1932	78 6 0	
		<u>146 4 0</u>
(d) Stock on hand	42,118 3 0	
Outstanding bills	8 0 0	
		<u>42,126 3 0</u>
Less—Amount due on a/c of Royalty up to end of 1930-31		10,925 0 0
		<u>Rs. 31,201 3 0</u>

Appendix No. 14-B—continued.

Statement of Advance Accounts for 1931-32.

Dr.									Cr.
Opening Balance on 1st April 1931.	Debits during 1931-32.	Closing Balance on 31st March 1932.	Total.	Name of Account.	Opening Balance on 1st April 1931.	Credits during 1931-32.	Closing Balance on 31st March 1932.	Total.	
Rs. a. p.	Rs. a. p.	Rs. a. p.	Rs. a. p.		Rs. a. p.	Rs. a. p.	Rs. a. p.	Rs. a. p.	
1,14,792 8 2	10,39,332 10 3	28,976 11 2	11,83,100 13 7	Brought over	10,99,524 7 3	83,576 6 4	11,83,100 13 7	
				<i>Municipal Officers.</i>					
	2,45,505 2 8	2,45,505 2 8	Dishonoured cheques	2,45,505 2 8	2,45,505 2 8	
12,300 9 6	185 0 0	12,485 9 6	Standing advance for Contingent Expenses.	75 0 0	12,410 9 6	12,485 9 6	
8,936 0 0	7,440 0 0	16,376 0 0	Motor Cars and motor cycles to officers.	6,561 0 0	9,815 0 0	16,376 0 0	
330 0 0	330 0 0	Cycles advances to subordinates	250 0 0	80 0 0	330 0 0	
21,566 9 6	2,53,130 2 8	2,74,696 12 2	Total	2,52,391 2 8	22,305 9 6	2,74,696 12 2	
				<i>Special Funds.</i>					
	1,004 4 0	1,004 4 0	Charges met out of Municipal Fire and Accident Insurance Fund.	1,004 4 0	1,004 4 0	
	19,036 13 9	19,036 13 9	Charges met out of Fines Fund.	19,036 13 9	19,036 13 9	
	2,529 7 6	2,529 7 6	Charges met out of Gardens Fund	2,529 7 6	2,529 7 6	
	14,753 4 0	14,753 4 0	Charges met out of P. and M. Depreciation Fund.	14,753 4 0	14,753 4 0	
	8,50,000 0 0	8,50,000 0 0	Advance from P. and M. Depreciation Fund for capital works.	8,50,000 0 0	8,50,000 0 0	
1,46,700 3 3	50,384 12 6	1,97,084 15 9	Charges met out of Advance from P. and M. Depreciation Fund for Levelling, metalling, etc., Private Streets.	63,966 2 6	1,33,118 13 3	1,97,084 15 9	
1,46,700 3 3	9,37,708 9 9	10,84,408 13 0	Total	1,01,289 15 9	9,83,118 13 3	10,84,408 13 0	
2,83,059 4 11	22,30,171 6 8	28,976 11 2	25,42,206 6 9	Carried over	14,53,205 9 8	10,89,000 13 1	25,42,206 6 9	

Appendix No. 14-B—concluded.

Statement of Advance Accounts for 1931-32.

Dr.

Cr.

Opening Balance on 1st April 1931.	Debits during 1931-32.	Closing Balance on 31st March 1932.	Total.	Name of Account.	Opening Balance on 1st April 1931.	Credits during 1931-32.	Closing Balance on 31st March 1932.	Total.
Rs. a. p.	Rs. a. p.	Rs. a. p.	Rs. a. p.		Rs. a. p.	Rs. a. p.	Rs. a. p.	Rs. a. p.
2,83,059 4 11	22,30,171 6 8	28,975 11 2	25,42,206 6 9	Brought over	14,53,205 9 8	10,89,000 13 1	25,42,206 6 9
7,06,849 5 6	5,58,847 12 10	12,65,697 2 4	Miscellaneous Advances	7,53,466 12 6	5,12,230 5 10	12,65,697 2 4
26 14 8	355 11 6	382 10 2	Building Certificate forms	376 0 0	6 10 2	382 10 2
5 9 2	522 3 7	527 12 9	Building Repair certificate forms...	523 8 0	4 4 9	527 12 9
3,000 0 0	3,000 0 0	Chief Auditor and Accountant, B.B. & C. I. Railway.	3,000 0 0	3,000 0 0
5,000 0 0	5,000 0 0	Do. do. G. I. P. Railway..	5,000 0 0	5,000 0 0
7,14,881 13 4	5,59,725 11 11	12,74,607 9 3	Total	7,54,366 4 6	5,20,241 4 9	12,74,607 9 3
499 4 11	1,793 12 6	2,293 1 5	Municipal Contractors	2,293 1 5	2,293 1 5
....	1,501 10 3	1,501 10 3	„ Tenderers	1,500 0 0	1 10 3	1,501 10 3
34,230 9 10	1,33,819 3 1	1,68,049 12 11	Purchase of Coal	1,34,888 12 4	33,161 0 7	1,68,049 12 11
1,610 10 0	1,49,130 10 0	1,50,741 4 0	„ of Petrol	1,47,641 14 0	3,099 6 0	1,50,741 4 0
65,286 2 10	2,57,923 5 9	3,23,209 8 7	Municipal Workshops	2,88,609 1 7	34,600 7 0	3,23,209 8 7
10,99,567 13 10	33,34,065 12 2	28,975 11 2	44,62,609 5 2	Grand Total	27,82,504 11 6	16,80,104 9 8	44,62,609 5 2

108

M. R. TAMBE,
Chief Accountant.

H. K. KIRPALANI,
Municipal Commissioner.

Appendix No. 14-C.
Statement of Deposit Accounts for 1931-32.

Dr.						Cr.
Debits during 1931-32.	Closing Balance on 31st March 1932.	Total.	Name of Account.	Opening Balance on 1st April 1931.	Credits during 1931-32.	Total.
Rs. a. p.	Rs. a. p.	Rs. a. p.		Rs. a. p.	Rs. a. p.	Rs. a. p.
80,230 7 6	80,186 0 0	1,60,366 7 6	(a) Cash deposits from contractors	77,765 7 6	82,601 0 0	1,60,366 7 6
24,200 0 0	24,200 0 0	(a') Cash Deposits from candidates for Election and By-election.	24,200 0 0	24,200 0 0
4,17,492 0 0	1,02,700 0 0	5,20,192 0 0	(aa) Cash Deposits from Tenderers	1,24,635 0 0	3,95,557 0 0	5,20,192 0 0
			(b) Cash Deposits from private parties received through Departmental Officers.			
2,59,282 3 8	1,65,230 9 6	4,24,512 12 9	1. City Engineer	2,55,954 5 5	1,68,558 7 4	4,24,512 12 9
22,350 14 4	23,311 8 8	45,662 7 0	2. Hydraulic Engineer	16,184 2 3	29,478 4 9	45,662 7 0
18,21,380 11 11	1,71,605 0 5	19,92,985 12 4	3. Assessor and Collector	88,323 2 9	19,04,662 9 7	19,92,985 12 4
2,725 3 0	2,159 5 7	4,884 8 7	4. Executive Health Officer	1,910 15 7	2,973 9 0	4,884 8 7
48,782 7 8	10,416 10 5	59,199 2 1	5. Other Officers.. .. .	11,489 3 4	47,709 14 9	59,199 2 1
21,54,521 8 2	3,72,723 2 7	25,27,244 10 9	Total ..	3,73,861 13 4	21,53,382 13 5	25,27,244 10 9
6,11,164 14 0	3,62,131 8 11	9,73,296 6 11	(c) Other Cash Deposits	3,47,342 15 4	6,25,953 7 7	9,73,296 6 11
1,02,406 6 6	117 4 0	1,02,523 10 6	(d) Income-tax on behalf of Government through Chief Accountant on Municipal Establishment.	1,02,523 10 6	1,02,523 10 6
2,35,100 0 0	59,600 0 0	2,94,700 0 0	(e) Paper Deposits from Tenderers (kept in office) ..	76,800 0 0	2,17,900 0 0	2,94,700 0 0
600 0 0	600 0 0	(e') Do. do. candidates for election	600 0 0	600 0 0
36,25,715 4 2	9,77,407 15 6	46,03,123 3 8	Carried forward. ..	10,00,405 4 2	36,02,717 15 6	46,03,123 3 8

Appendix No. 14-C—concluded.

Statement of Deposit Accounts for 1931-32.

Dr.

Cr.

Debits during 1931-32.	Closing Balance on 31st March 1932.	Total.	Name of Account,	Opening Balance on 1st April 1931.	Credits during 1931-32.	Total.
Rs. a. p.	Rs. a. p.	Rs. a. p.		Rs. a. p.	Rs. a. p.	Rs. a. p.
36,25,715 4 2	9,77,407 15 6	46,03,123 3 8	Brought forward ..	10,00,405 4 2	36,02,717 15 6	46,03,123 3 8
2,95,700 0 0	4,52,700 0 0	7,48,400 0 0	(f) Paper Deposits from Municipal employees and contractors lodged with the Imperial Bank of India.	4,55,500 0 0	2,92,900 0 0	7,48,400 0 0
15,107 15 9	1,254 2 3	16,362 2 0	(g) Court Attachments	238 12 0	16,123 6 0	16,362 2 0
237 14 0	237 14 0	(h) Stores Department Supervision Charges	19 12 0	218 2 0	237 14 0
16 11 0	6 11 0	23 6 0	(i) Profit on Sale of Stores	0 15 0	22 7 0	23 6 0
6,889 4 0	18 9 0	6,882 13 0	(j) Interest realised on Government, etc., Paper lodged by Municipal employees, contractors, etc.	6,882 13 0	6,882 13 0
36,672 4 0	4,302 0 0	40,974 4 0	(k) (Government of Bombay) Land conveyance Licenses, through Chief Accountant on Account of License fees, Badges, etc.	7,804 4 0	33,170 0 0	40,974 4 0
5,900 0 0	500 0 0	6,400 0 0	(l) Contractors securities held under objection	6,400 0 0	6,400 0 0
2,53,700 0 0	26,900 0 0	2,80,600 0 0	(m) Paper Deposits kept in Office	4,500 0 0	2,76,100 0 0	2,80,600 0 0
42,39,919. 4 11	14,63,084 5 9	57,03,003 10 8	Total ..	14,68,468 15 2	42,34,534 11 6	57,03,003 10 8

M. R. TAMBE,
Chief Accountant.

H. K. KIRPALANI,
Municipal Commissioner.

Appendix No. 14-D.

Statement of Reserve Stock for 1931-32.

Dr.

Cr.

Opening balance on 1st April 1931.	Debits during 1931-32.	Total	Name of Account.	Credits during 1931-32.	Closing balance on 31st March 1932.	Total
Rs. a. p.	Rs. a. p.	Rs. a. p.		Rs. a. p.	Rs. a. p.	Rs. a. p.
3,52,719 12 9	4,02,040 3 1	7,54,759 15 10	General Stores Department	4,61,227 2 4	2,93,532 13 6	7,54,759 15 10
3,65,555 0 3	92,498 8 0	4,58,053 8 3	Capital Stores	1,59,872 7 0	2,98,181 1 3	4,58,053 8 3
89,815 13 7	785 0 0	90,600 13 7	Line Suspense Account	861 8 0	89,739 5 7	90,600 13 7
3,177 9 7	1,822 7 7	5,000 1 2	Water Works	2,177 15 8	2,822 1 6	5,000 1 2
27,596 14 7	4,727 13 0	32,324 11 7	City Engineer's Department (Purchase of Stores for D. E. Works).	4,382 10 7	27,942 1 0	32,324 11 7
8,38,865 2 9	5,01,873 15 8	13,40,739 2 5	Total	6,28,521 11 7	7,12,217 6 10	13,40,739 2 5

M. R. TAMBE,
Chief Accountant.

H. K. KIRPALANI,
Municipal Commissioner.

APPENDIX No. 14 E.

Statement showing 'Interest accrued but not paid' in respect of the following Municipal Loans credited to suspense account pending adjustment in their respective years of repayment outstanding on 31st March 1932.

Year of adjustment.	Particulars of Loans.	Amount of Interest accrued but not paid outstanding.		Date of Maturity of the Loan.
		Rs.	s. p.	
1922-23	Rs. 8 Lakhs Loan	10,000	0 0	1-7-1931
"	" 147 " " Portion Rs. 52,91,500 ..	1,32,237	8 0	1-1-1933
1923-24	" 12½ " "	8,500	0 0	1-8-1934
"	" 23½ " "	23,250	0 0	1-7-1935
"	" 15½ " "	14,500	0 0	1-7-1936
"	" 13½ " "	22,500	0 0	1-5-1938
"	" 25 " "	41,666	10 8	1-11-1939
"	" 19½ " "	25,666	10 8	1-6-1940
"	" 55 " "	73,333	5 4	1-6-1942
1922-23	" 147 " " Portion Rs. 22,08,500 ..	55,212	8 0	1-1-1943
1923-24	" 24½ " "	33,000	0 0	1-6-1943
"	" 43 " "	71,666	10 8	1-5-1945
1922-23	" 147 " " Portion Rs. 17,00,000 ..	42,500	0 0	1-1-1946
1923-24	" 2nd 24½ " "	16,500	0 0	1-8-1946
1922-23	" 147 " " Portion Rs. 10,00,000 ..	25,000	0 0	1-1-1948
1923-24	" 15 " "	25,000	0 0	1-5-1949
"	" 30 " " (Overbridges)	50,000	0 0	1-5-1949
"	" 50 " "	1,48,112	1 4	1-11-1950
1925-26	" 30 " " (Mis. Works)	30,000	0 0	or after 1-11-1935 1-1-1951
1923-24	" 75 " " Out of 1½ Crores Loan ..	2,22,168	2 0	1-11-1951
1922-23	" 147 " Loan—Portion Rs. 43,00,000 ..	1,07,500	0 0	or after 1-11-1936 1-1-1953
1923-24	" 70 " Loan—Portion Rs. 49,40,000 ..	65,866	10 8	1-6-1954
1924-25	" 160 " "	3,20,000	0 0	1-12-1954
1923-24	" 20 " "	33,333	5 4	1-5-1955
1927-28	" 25 " "	31,250	0 0	1-1-1958
1929-30	" 37 " "	21,846	0 0	1-8-1959
"	" 31-43 " "	21,784	0 0	1-8-1959
"	" 28 " "	7,046	0 0	or after 1-8-1949 1-8-1959
1923-24	" 70 " " Portion Rs. 20,60,000 ..	27,466	10 8	or after 1-8-1954 1-6-1974
1925-26	" 10 " "	12,500	0 0	1-7-1980
		17,19,456	3 4	
Less—Amount of interest accrued but not paid on 8 Lakhs Loan adjusted during 1931-32 ..		10,000	0 0	
Total Rs. ..		17,09,456	3 4	

M. R. TAMBE,
Chief Accountant.

H. K. KIRPALANI,
Municipal Commissioner.

Appendix

Statement showing the amounts of the Receipts and expenditure respectively credited at the credit of the Fund at the close of the

	Details.			Total.		
	Rs.	a.	p.	Rs.	a.	p.
Receipts—A. Revenue Account.						
Balance on 1st April 1931			8,37,846 0 10		
1. General Tax, Indirect Taxation and Mis. Revenue.	A. General Tax 1,29,37,243 1 7 B. Town Duties 11,59,129 8 11 C. Cotton Import Duty 7,37,367 1 8 D. Licenses—Land Conveyance, Music, etc., Licenses 2,840 10 0 E. Liquor Licenses 1,43,750 0 0 F. Tobacco Duty 4,19,346 14 4 G. Interest and Profit on Investments of Surplus Loan and other balances 6,99,047 14 11 H. Miscellaneous 1,99,520 10 7			1,62,98,245 9 0		
2. Water Works—Water Tax and other Mis. Water Works Revenue			64,18,786 4 4		
3. Education—Primary			7,94,203 8 0		
4. Education—Secondary			170 5 0		
5. Public Health Department			82,216 5 5		
6. Medical Relief and Education			1,02,952 10 4		
7. Street Cleansing and Conservancy, Road Watering and Halalkhore Service—						
A. Halalkhore Tax	32,61,661 8 0					
B. Miscellaneous	1,11,944 8 3			33,73,606 0 3		
8. Roads, Drains and Sewers—						
A. Wheel Tax and Government Contribution in lieu of Tolls	10,58,140 12 0					
B. Ground Rent	1,67,680 9 6					
C. Miscellaneous	1,09,879 5 11					
D. Interest realised on Donations	1,665 8 0			13,37,366 3 5		
9. Mechanical			7,148 9 4		
10. Buildings, Land Acquisition and Management—						
A. Sale Proceeds of Surplus Land	2,69,173 3 4					
B. Rent of Buildings	2,76,901 11 4					
C. Ground Rent	52,104 2 10					
D. Miscellaneous	93,584 3 7			6,91,763 5 1		
11. Fire Brigade—						
A. Fire Tax	5,88,148 6 0					
B. Miscellaneous	9,672 2 0			5,97,820 8 0		
12. Licensing and Removal of Encroachments on Public Streets—						
A. Licenses for Dangerous and Offensive Trades	1,55,325 10 0					
B. Removal of Encroachments on Public Streets	95,500 5 0					
C. Miscellaneous	50,858 10 7			3,01,684 9 7		
13. Gardens and Open Spaces			50,908 14 0		
14. Markets and Slaughter Houses			11,51,471 2 5		
15. Contribution from Capital Funds to Revenue on account of Loan Works Staff			57,375 15 2		
16. Extraordinary Receipts			6,48,457 8 6		
A. Revenue Account Total Rupees			3,19,14,176 5 10		

and debited to the Municipal Fund during the year 1931-32 and the balance year 1931-32 (i.e., 31st March 1932).

		Details.		Total.		REMARKS.
		Rs.	a. p.	Rs.	a. p.	
Expenditure A.—Revenue Account—						
I. General Supervision of Revenue, etc.	A. General Superintendence	4,44,030	7 11			
	B. Collection of Revenue	4,86,855	4 7			
	C. Upkeep of Municipal Head Office	41,599	5 6			
	D. General Stores	64,977	10 8			
	E. Miscellaneous Charges	6,26,218	11 5			
	F. Election Expenses	45,393	2 3			
	G. Municipal Research Bureau	192	11 0			
I-A. Debt (General)		85,940	0 0	17,95,206	5 4	
II. Water Works		11,85,863	8 7			
Do. New Works		6,306	10 6			
Do. Debt Charges		55,83,633	13 4	67,75,604	0 5	
III. Education—Primary		30,61,144	9 3			
Do. Debt Charges		1,05,078	13 10	31,66,223	7 1	
IV. Education—Secondary				59,533	12 5	
	New Works					
V. Public Health Department.	A. General Supervision	5,04,907	1 7			
	C. Epidemics	14,073	14 0			
	D. Vaccination	41,524	1 0			
	E. Malaria	1,75,924	4 3			
	F. Miscellaneous	91,188	5 8			
	G. Census	17,220	8 3			
	New Works	11,450	11 8			
Debt Charges		94,910	7 2	9,41,199	0 7	
VI. Medical Relief and Education.	A. Hospitals and Dispensaries—					
	(a) Infectious Diseases Hospitals	1,61,041	0 8			
	(b) Maternity Homes	91,090	9 9			
	(c) Dispensaries for Outpatients	73,123	15 1			
	B. Medical and Nursing Assistance, to poor people in their homes	14,436	15 6			
	C. Statutory Contribution to Government Medical Institutions	4,14,500	0 0			
	D. Grants-in-aid to Public Medical Institutions, &c.	1,35,816	14 2			
	E. Anti-Tuberculosis League Dispensary	55,053	9 0			
	F. Dispensary for Combating Venereal Diseases	34,208	15 5			
	G. King Edward Memorial Hospital	5,16,136	13 2			
H. Gordhandas Sunderdas Medical College	2,29,013	9 6				
New Works	16,028	10 8				
Debt Charges		4,31,816	11 1	21,72,296	12 0	
VII. Street Cleansing and Conservancy, Road Watering and Halalkhore Service.	A. Street-Cleansing and Conservancy	19,72,067	14 2			
	B. Transport of Refuse, &c., to Deonar	1,52,331	1 8			
	C. Road Watering	47,143	4 5			
	D. Halalkhore Service	4,60,917	5 0			
New Works	28,427	6 11				
Debt Charges		4,21,912	4 8	30,82,799	4 10	
VIII. Roads, Drains and Sewers.	A. General	4,06,608	11 7			
	B. Maintenance of Roads	8,58,869	13 9			
	C. Public Lighting	10,33,542	2 8			
	D. Cleansing of Drains and Sewers and Street connections	3,30,541	2 1			
New Works	43,616	13 2				
Debt Charges		32,84,813	12 6	59,57,992	7 9	
IX. Mechanical.	A. Pumping and Compressor Stations and Flood Gates	5,40,827	4 0			
	B. Supervision of Factories, Workshops and work places	10,050	2 9			
	C. Transport	4,68,254	10 11			
	D. Refrigerator	19,441	14 1			
	E. Refuse Manipulator at Carnac Road	99	8 0			
New Works	7,071	3 0				
Debt Charges		1,06,900	7 8	11,54,645	2 5	
X. Buildings, Land Acquisition and Management.	A. City Engineer's Central office Establishment	1,26,531	0 11			
	B. Inspection and Supervision of Private Buildings	1,89,397	8 10			
	C. Architectural	92,700	13 6			
	D. Land Acquisition and Management	1,13,565	9 7			
New Works	485	4 0				
Debt Charges		24,86,093	6 3	30,08,773	11 1	
XI. Fire Brigade		8,13,405	9 0			
Do. New Works		26	7 0			
Do. Debt Charges		40,532	2 10	3,53,964	2 10	
XII. Licensing and removal of Encroachments on Public Streets		1,12,097	12 6			
New Works		970	11 8	1,13,068	8 2	
XIII. Gardens and Open Spaces		1,70,880	11 1			
Do. New Works		2,387	7 8			
Do. Debt Charges		2,44,989	5 6	4,18,257	8 8	
XIV. Markets and Slaughter Houses		3,28,425	0 0			
Do. New Works		15,197	13 4			
Do. Debt Charges		3,72,996	5 9	7,16,619	3 1	
XV. Contribution to the City Improvement Trust				23,54,561	1 2	
XVI. Contribution to Provident Fund, by the Municipal Corporation				2,58,177	9 0	
XVII. Loan Works Establishment						
XVIII. Retrenchment Enquiry						
XIX. Municipal Debt Interest						
Total Rupees				3,23,24,729	0 5	

Appendix

	Details.	Total.
	Rs. a. p.	Rs. a. p.
RECEIPTS.—B—CAPITAL ACCOUNT—		
Loan and Trust Funds.		
Loan Funds
Trust Funds	2,26,935 2 11
Debt—Principal—		
20 Lakhs Loan (1981-82)
Advance from Plant and Machinery Depreciation Fund	8,50,000 0 0
Advances—		
Capital Stores Account ...	2,48,851 4 0	
Advance pending raising of a Loan for Subvention to House-owners ...	6,75,000 0 0	
Advance from Surplus Cash Balance for Capital Works	
Temporary advance from Surplus Cash Balance pending raising of a loan for Subvention to House owners ...	5,00,000 0 0	
Total Advances	14,23,851 4 0
Lands and Buildings Fund—		
Balance on 1st April 1981
Total Lands and Buildings Fund
Worn-out Water Mains Renewal Fund—		
Balance on 1st April 1981
Interest on Investments	13,480 13 4
Total B—Capital Account Rs.	25,14,267 4 3

15—continued.

	Details.	Total.
EXPENDITURE B.—CAPITAL ACCOUNT—		
	Rs. a. p.	Rs. a. p.
Loan Funds—		
I. General Supervision, Collection of Revenue, etc.	
II. Water Works, ordinary	19,000 6 0	
Do. Tansa Triplication	19,619 2 6	
III. Education—Primary	63,711 8 2	
V. Public Health Department	
VI. Medical Relief and Education... ..	22,660 7 5	
VII. Street Cleansing, Conservancy, Road Watering and Halalkhore Service	6,75,179 8 4	
VIII. Roads, Drains and Sewers	8,17,744 11 7	
IX. Mechanical	158,450 7 8	
X. Buildings, Land Acquisition and Management	1,53,429 12 1	
XI. Fire Brigade	
XIII. Gardens and Open Spaces	Cr. 1,689 10 4	
XIV. Markets and Slaughter Houses	2,606 14 2	
Discount and other charges on 20 lacs Loan, 1931-32	
Total	19,61,713 3 5
Loan Funds—Transfer to net Premia Fund—		
Trust Fund	175 5 0
III. Education Primary	56,262 0 0
Advances—		
Capital Stores	1,86,577 13 0	
Advances pending raising of a Loan for Subvention to House-owners	5,00,000 0 0	
Advance from Surplus Cash Balance for Capital works	
Temporary advance from Surplus Cash Balance pending raising of a Loan for Subvention to House-owners	6,75,000 0 0	
Total	18,61,577 13 0
Land and Buildings Fund—		
Transfer to Revenue	2,53,471 8 6	
Expenditure on Works	1,740 1 6	
Total	2,55,211 10 0
Worn-out Water Mains Renewal Fund—		
Expenditure on Works	60,527 6 4	
Balance	
Total	60,527 6 4
Total B—Capital Account		36,95,467 5 9

Appendix

	Details.		Total.	
	Rs.	a. p.	Rs.	a. p.
Receipts—				
C—Suspense Account—				
Workshops Recoveries	2,88,609	1 7		
Loan Redemption Fund	30,28,819	15 0		
Reserve Stores Account	4,85,685	13 7		
Purchase Stores Account	9,80,772	2 1		
Do. of Petrol	1,47,641	14 0		
Do. of Coal	1,34,888	12 4		
Departmental Works	5,00,441	14 9		
Private Works	1,53,449	6 2		
Nowroji Hill Crushers	11,099	13 4		
Sewri Crushers	47,662	6 0		
Tar Macadam Plant at Nowroji Hill	1,283	6 0		
Mechanical Transport	67,986	8 0		
Love Grove Crushers	44,541	11 0		
Asphalt Plant	2,73,059	4 0		
Special Funds	1,01,697	11 11		
Municipal Contractors	2,293	1 5		
Tenderers	1,500	0 0		
Sundries—Miscellaneous Advances	7,54,366	4 6		
Imperial Bank of India and other Local Banks on account of Sundry Deposits	5,06,94,482	14 0		
Interest, Instalments, &c., on account of Sinking and Special Funds	53,14,172	9 6		
Interest Accrued but not paid				
Interest warrants payable account	5,76,069	8 6		
Provident Fund	12,44,421	14 0		
Gardens Fund	6,159	4 6		
Fines Fund	26,554	3 0		
Officers—				
(a) Dishonoured Cheques	2,45,505	3 8		
(b) Standing Advances for Contingent Expenses	75	0 0		
(c) Motor Cars and Motor Cycles to Officers	6,561	0 0		
(d) Cycle Advances to Subordinates	250	0 0		
Deposits	42,34,534	11 6		
Cheques payable	8,12,37,085	7 3		
Cash Bills outstanding Account	3,73,226	1 9		
Sinking Funds	22,58,051	9 0		
Special Funds	20,97,133	9 1		
Surplus Funds	38,11,053	10 1		
Loan Funds	11,90,911	13 6		
Total C—Suspense Account	Rs.		15,97,12,947	10 0

SUMMARY.

Receipts.		Disbursements.	
Rs.	a. p.	Rs.	a. p.
8,37,846	0 10	Balance on 1st April 1931
8,19,14,176	5 10	A.—Revenue Account	3,23,28,729 0 5
25,14,267	4 3	B.—Capital Account	36,95,467 5 9
15,97,12,947	10 0	C.—Suspense Account	15,75,05,460 3 6
		Balance on 31st March 1932	13,50,580 11 3
Total	19,49,79,237 4 11	Total	19,49,79,237 4 11

M. R. TAMBE,
Chief Accountant.

No. 15—concluded.

	Details.	Total.	REMARKS.
	Rs. a. p.	Rs. a. p.	
Expenditure—			
C.—Suspense Account—			
Workshops	2,57,923 5 9	
Debt—Principal—Repayment of Loans	30,30,819 15 0	
Plant and Machinery	11,339 4 0	
Reserve Stores Account	4,25,278 11 8	
Purchase Stores Account	3,76,374 9 0	
Purchase of Petrol	1,49,130 10 0	
Purchase of Coal	1,38,819 3 1	
Departmental Works	5,15,854 11 8	
Private Works	1,55,169 9 1	
Nowroji Hill Crushers	11,080 10 4	
Bewri Crushers	47,988 12 0	
Tar Macadam Plant at Nowroji Hill	1,283 6 0	
Mechanical Transport	66,858 12 2	
Love Grove Crushers	42,126 3 0	
Asphalt Plant	1,99,072 10 0	
Special Funds	9,38,116 5 11	
Municipal Contractors	1,793 12 6	
Tenders	1,501 10 3	
Sundries—Miscellaneous Advances	5,59,725 11 11	
Sinking Funds	43,64,567 6 8	
Special Funds	17,43,627 1 8	
Surplus Funds	15,31,957 13 3	
Loan Funds	9,69,430 13 0	
Provident Fund	12,44,421 14 0	
Gardens Fund	6,159 4 6	
Fines Fund	28,554 3 0	
Imperial Bank of India and other Local Banks on account of Sundry Deposits.	5,17,40,972 6 2	
Officers—			
(a) Dishonoured Cheques	2,45,505 2 8	
(b) Standing Advances for Contingent Expenses	185 0 0	
(c) Motor Cars and Cycles to Officers	7,440 0 0	
(d) Cycle Advances to Subordinates.	
Deposits	42,39,919 4 11	
Cheques payable	8,10,91,679 10 11	
Cash Bills Outstanding Account	3,71,516 2 10	
Interest Instalments, etc., on account of Sinking and Special Funds	24,02,786 6 8	
Interest accrued but not paid	10,000 0 0	
Interest warrants payable account	6,10,875 13 4	
Interest Receivable accounts	62,910 15 0	
C.—Suspense Account Total Rs.	15,75,95,460 3 6	

Bank's reconciliation:—

	Rs. a. p.
*Balance as per Bank's Pass Book	11,79,292 11 8
Add—	
Revenue sent to the Bank on 31st March 1932 but acknowledged on 1st April 1932	1,35,487 14 4
	13,14,780 10 0
Less—	
Uncashed Cheques	42,273 10 11
Balance in Bank as per Day Book (Column No. 10)	12,72,506 15 1
Office in Government Promissory Notes, etc.	Rs. 87,000 0 0
Balance in Office in Cash	73 12 2
	Rs. 13,59,580 11 3

H. K. KIRPALANI,
Municipal Commissioner.

Appendix No. 16.

Comparison of Face, Purchase and Market Values at 31st March 1932 of the different Securities held in the following Special Funds.

Name of Fund.	Particulars of Securities.	Face value.	Purchase rate.	Actual cost at Purchase rate.	Estimated Market rates.	Value at Market rates.
Municipal Fire and Accident Insurance Fund.	3½ per cent. Government Paper...	Rs. 9,100	60 per cent.	Rs. a p. 5,440 0 0	61½ %	Rs. a p. 5,573 12 0
	4 per cent. Loan 1960-70...	3,100	87½ "	2,716 6 0		
	Do. do. ...	7,31,700	88 "	6,43,896 0 0	68½ %	5,03,338 0 0
	4 per cent. City Improvement Trust Debentures ...	16,000	Par.	16,000 0 0		
	Do. do. ...	10,000	89 per cent.	8,900 0 0	64 %	36,288 0 0
	Do. do. ...	7,200	88 "	6,336 0 0		
	Do. do. ...	23,500	84½ "	19,857 8 0		
4½ per cent. Bonds 1934 ...	21,600	97½ "	21,060 0 0	96½ %	20,871 0 0	
Total Rs. ...	8,22,200		7,24,223 14 0		5,66,070 12 0	
Worn-out Water Mains Renewal Fund.	3½ per cent. Government Paper.	47,400	60 per cent.	28,440 0 0	61½ %	29,032 8 0
	do. Loan 1960-70 ...	2,37,400	88 "	2,08,912 0 0	68½ %	1,62,619 0 0
	4½ do. Bonds 1934 ...	800	97½ "	780 0 0	96½ %	773 0 0
	Total Rs. ...	2,85,600		2,38,132 0 0		1,92,424 8 0
Net Premia, &c. on different Municipal Loans Fund.	3½ per cent. Government Paper.	1,99,900	60 per cent.	1,19,940 0 0	61½ %	1,22,438 12 0
	do. do. ...	900	48 "	432 0 0	52½ %	472 8 0
	4 do. Loan 1960-70 ...	2,100	Par.	2,100 0 0	68½ %	3,66,817 8 0
	Do. do. ...	87,200	88 per cent.	76,786 0 0		
	Do. do. ...	4,46,200	87½ "	3,90,982 12 0		
	5 do. Government War Loan 1929-1947 ...	2,81,400	95½ "	2,68,737 0 0	88½ %	2,50,094 4 0
	5 per cent. Ten year Bonds 1935 ...	500	96 "	480 0 0	97½ %	485 15 0
	4½ per cent. Bonds 1934 ...	8,500	97½ "	8,287 8 0	96½ %	8,213 2 0
Total Rs. ...	10,26,700		8,67,695 4 0		7,48,522 1 0	
Provident Fund	3½ per cent. Government Paper.	11,70,200	60 per cent.	7,02,120 0 0	61½ %	8,98,170 0 0
	Do. do. ...	10,000	88½ "	6,868 12 0		
	Do. do. ...	1,67,000	75½ "	1,18,731 4 0		
	Do. do. ...	1,29,200	75-14-6 "	98,070 14 0		
	4 per cent. City Improvement Trust Debentures ...	1,35,000	Par.	1,35,000 0 0	64 %	86,400 0 0
	4½ per cent. Government Loan 1934 ...	4,85,500	97½ per cent.	4,73,362 8 0	96½ %	4,69,114 6 0
	4 per cent. Loan 1960-70 ...	1,47,500	88 "	1,29,800 0 0	68½ %	3,06,537 8 0
	Do. do. ...	3,00,000	88½ "	2,65,125 0 0		
	5 per cent. ten year Bonds 1935.	2,21,000	96 "	2,12,160 0 0		
	Do. do. ...	7,62,500	101 "	7,70,135 0 0	97½ %	9,55,839 1 0
	5 do. Government War Loan 1929-47 ...	7,75,200	95½ "	7,40,316 0 0	88½ %	14,30,265 6 0
	Do. do. ...	7,94,900	95½ "	7,60,619 15 0		
Do. do. ...	39,200	100½ "	39,322 8 0			
6 per cent. Municipal Debentures 1960-60 ...	8,64,500	99-3-9 "	8,67,831 2 9	96 %	8,29,920 0 0	
Total Rs. ...	59,91,700		53,09,502 15 9		49,76,246 5 0	
Fines Fund	4 per cent. Loan, 1960-70 ...	65,800	87½ per cent.	57,657 4 0	68½ %	3,22,703 8 0
	Do. do. ...	4,03,300	88 "	3,54,904 0 0		
	Do. do. ...	2,000	Par.	2,000 0 0		
	4 per cent. City Improvement Trust Debentures ...	50,000	Par.	50,000 0 0	64 %	32,000 0 0
	3½ per cent. Government Loan.	15,700	60 per cent.	9,420 0 0	61½ %	9,616 4 0
	4½ do. Bonds 1934 ...	8,300	97½ "	8,092 8 0	96½ %	8,019 14 0
	Total Rs. ...	5,45,100		4,82,073 12 0		3,72,339 10 0
Plant and Machinery Depreciation Fund.	4 per cent. Loan, 1960-70 ...	2,20,500	88 per cent.	1,94,040 0 0	68½ %	2,78,589 8 0
	Do. do. ...	1,84,600	87½ "	1,61,755 12 0		
	Do. do. ...	1,600	Par.	1,600 0 0		
	4 per cent. City Improvement Trust Debentures ...	3,58,800	"	3,58,800 0 0	64 %	2,59,632 0 0
	5 per cent. Government Loan 1929-47 ...	3,42,400	95½ per cent.	3,26,992 0 0	88½ %	4,86,590 10 0
	Do. do. ...	2,05,100	95½ "	1,96,265 1 0	98½ %	31,209 14 0
4½ do. Bonds 1934 ...	32,300	97½ "	31,492 8 0			
Total Rs. ...	13,45,300		12,70,935 5 0		10,26,022 0 0	
Renewal of Road Surfaces Fund.	4 per cent. Loan 1960-70 ...	11,60,800	88 per cent.	10,21,594 0 0	63½ %	7,95,148 0 0
Gardens Fund	4 per cent. Loan 1960-70 ...	7,500	88 per cent.	6,600 0 0	68½ %	6,918 8 0
	Do. do. ...	1,800	87½ "	1,577 4 0		
	Do. do. ...	900	Par.	800 0 0		
	4½ do. Bonds 1934 ...	900	97½ per cent.	877 8 0	96½ %	869 10 0
	Total Rs. ...	11,000		9,854 12 0		7,788 2 0
Grand Total Rs. ...	1,11,88,400		99,23,923 14 9		86,84,661 6 0	

M. R. TAMBE,
Chief Accountant.

H. K. KIRPALANI,
Municipal Commissioner.

Appendix No. 16A.

Comparison of Face, Purchase and Market Values at 31st March 1932 of the different Securities held in the Sinking Funds.

N.B.—Special attention is invited to para. 23 of the Chief Accountant's Report.

Name of Fund.	Particulars of Securities.	Face value.		Book value.	Market rates per cent.	Value at Market rates. (Municipal Debentures being valued at par.)
		Rs.	Par.	Rs. s. p.		Rs. s. p.
Sinking Funds.	5 per cent. Municipal Debentures.	54,64,000	Par.	54,64,000 0 0	Par.	54,64,000 0 0
	4 " " " " ..	1,34,20,600	"	1,34,20,600 0 0	}	1,34,20,600 0 0
	4 " " " " ..	55,900	84½	47,235 8 0		55,900 0 0
	4 " " " " ..	21,500	84½	18,118 12 0		21,500 0 0
	6 " " " " ..	1,000	Par	1,000 0 0		1,000 0 0
	6 " " " " ..	78,000	99-3-9	77,402 13 0		78,000 0 0
	4 per cent. Government conversion Loan.	9,40,500	94½	8,86,421 4 0	} 91½	21,90,000 0 0
	4 " " " " ..	11,90,000	Par	11,90,000 0 0		21,90,000 0 0
	4 " " " " ..	2,68,600	94½	2,53,491 4 0	} 64	15,08,552 0 0
	4 per cent. Bombay Improvement Trust Debentures.	21,69,500	84½	18,27,803 12 0		15,08,552 0 0
	4 per cent. " " " " ..	1,50,000	84½	1,26,750 0 0		15,08,552 0 0
	4 " " " " ..	29,800	Par	29,800 0 0	} 64	3,20,000 0 0
	4 per cent. Bombay Improvement Trust (coupon) Debentures.	1,23,400	84½	1,03,964 8 0		3,20,000 0 0
	4 per cent. " " " " ..	3,76,800	84½	3,18,227 0 0	} 68½	23,07,422 8 0
	4 per cent. Loan 1960-70	21,05,900	87½	18,45,294 14 0		23,07,422 8 0
	4 " " " " ..	10,89,400	88	9,58,672 0 0		23,07,422 8 0
	4 " " " " ..	1,73,200	Par	1,73,200 0 0		23,07,422 8 0
4½ per cent; bond 1934	5,32,000	97½	5,18,700 0 0	96½	5,14,045 0 0	
4 per cent. Bombay Improvement Trust Sterling Loan.	£ 25,000	@£ 80 at 1s. 6d.	2,66,666 10 8	@ £ 71% at 1s. 6½d.	2,35,034 7 9	
4½ per cent. India Sterling Loan 1950-55.	£ 322,600	@£ 93½ at 1s. 6d.	40,37,876 10 8	@ £ 91½% at 1s. 6½d.	39,08,577 1 8	
	Total Rs. ..	2,81,90,800		3,16,66,120 0 4		3,00,19,631 1 5
	£ ...	3,47,600				
Sinking Fund Investments Reserve Fund.	4 per cent. Loan 1960-70	17,800	Par.	17,800 0 0	} 68½	9,44,752 0 0
	4 " " " " ..	13,61,400	88	11,98,022 0 0		9,44,752 0 0
	5 " Bonds 1935	16,000	98	15,360 0 0	97½	15,550 0 0
		Total Rs. ...	13,95,200		12,31,192 0 0	
	GRAND TOTAL Rs. ..	2,95,86,000		3,27,97,312 0 4		3,09,79,933 1 5
	£ ...	3,47,600				

M. R. TAMBE,
Chief Accountant.

H. K. KIRPALANI,
Municipal Commissioner.

Appendix No. 16B.

Statement showing the amount of and object for which the donations held under Public Monuments Maintenance Fund were received from different parties up to 31st March 1932.

Name of donor.	Object for which the donation is given.	Particulars of Securities.	Face value.	Rate per cent.	Book value.
			Rs.	Rs. a. Par	Rs. a.
Sir Mangaldas Nathoobhoy	Donation for the maintenance of Sir Mangaldas Nathoobhoy Clock at Mumbadevi.	3½ per cent. Government Paper, 1879	500	Par	500 0
The Secretary, Tata Memorial	Donation for the maintenance of J. N. Tata Statue ..	3½ " " " 1900-01	1,200	"	1,200 0
The Secretary, Ranade Memorial.. .. .	Donation for the maintenance of Ranade Statue..	4 per cent. Bombay Improvement Trust Loan due 1962.	1,000	"	1,200 0
Mr. P. J. Mistri	Donation for the maintenance of N. M. Petit Statue at Gowalia Tank Road.	3½ per cent. Government Paper, 1900-01 ..	200	"	3,000 0
Messrs. J. D. Framroz, R. B. Jeejeebhoy and P. C. Sethna.	Donation for the maintenance of Sir D. M. Petit Statue ..	3½ " " " 1879	1,000	"	2,112 0
Mr. Cassumally Jairajbhoy Peerbhoy ..	Donation for the maintenance of a fountain at the junction of Hornby Road and Palton Road.	4 " Loan 1960-70	2,400	88 0	5,500 0
The Secretary, Montague Memorial Fund.	Donation for the maintenance of the Montague Statue at the junction of Marine Lines and Church Gate Street.	5 " Indian War Loan 1929-47.	5,500	Par	2,000 0
Mr. Surajmal Hanmantrai.. .. .	Donation for the maintenance of a public fountain at Princess Street.	5 " Tax-free Loan 1945-55	2,000	"	2,660 0
„ Chaturbhuj Jivandas	Donation for the maintenance of the new Bandstand at Chowpati.	5 " War Loan 1929-47	2,600	"	2,660 0
„ Jamnadas Dwarkadas	Donation for the maintenance of a water trough for watering Victoria horses and bullocks at the junction of Colaba and Pilot Bunder Roads.	3½ " Government Paper	100	60 0	352 0
Dr. K. E. Dadachanji	Donation for the maintenance of a fountain at the junction of Frere Road and Carnac Bridge.	4 " Government Loan 1960-70	400	88 0	352 0
Mr. D. P. Kothare	Donation for the maintenance of a fountain at Mint Road.	Do. do.	400	88 0	7,280 0
„ K. D. Dhuru	Donation for the maintenance of a fountain at the junction of old Purbhadevi and Cadell Road.	4 per cent. Government Loan 1960-70 ..	15,200	88 0	1,570 0
„ Gokuldas Karsondas Shroff	Donation for the maintenance of a cattle trough and drinking fountain at Lady Jamshedji Road.	3½ " " Paper	100	60 0	452 0
„ Fattechand Revaldas	Donation for the maintenance of a fountain at Narayan Dhuru Street.				1,001 0
„ Ransraj Pragji	Donation for the maintenance of a cattle trough at Clerk Road.				353 0
					2,830 0
		Carried forward ..	34,600		82,812 0

Appendix No. 16 B—concluded.

Name of donor.	Object for which the donation is given.	Particulars of Securities.	Face value.	Rate per cent.	Book value.
		Brought forward ..	Rs. 34,600	Rs. a.	Rs. a. 32,312 0
Mr. F. P. Pavri	Donation for the maintenance of a drinking fountain at the junction of Cadell Road and Old Purbhadevi Road.	4 per cent. Loan 1960-70	600	88 0	528 0
The Secretary, Dr. Dadabhoy Naoroji Memorial Fund.	Donation for the maintenance of the Statue of Dr. Dadabhoy Naoroji.	4 " " " " " "	1,400	88 0	1,232 0
Mr. Khimji Madon Bhujpuria	Donation for the upkeep of a water trough on site opposite the Jamshed Mill.	} " " " " " "	} 600	} 88 0	} 528 0
" L. R. Tairsee	Balance out of donation received from Mr. L. R. Tairsee for the construction of a cattle trough at the top end corner of Walkeshwar near "Tin Battli."				
" N. P. Wadia	Balance out of donation received for construction of three cattle troughs at Bhoiwada Road, Parel Tank Road and Sewree Cross Road.				
" F. B. Jeejeebhoy	Balance out of donation received for the construction of a public fountain and water trough at the junction of Suparibag Road and Govt. Gate Road.				
" Anantrao Vithoba Kowley	Balance out of donation received for the construction of a fountain and cattle trough at the junction of Bhawani Shanker Road and Gokhale Road.				
		Total ..	41,400		37,950 1
Rao Bahadur Ellappa Balaram	Donation for the maintenance of a Charitable Dispensary at Kamathipura.	4 per cent. Bombay Improvement Trust Loan due 1966.	5,000	Par	} 19,500 0
		4 per cent. Bombay Improvement Trust Loan due 1972.	14,500	"	
Bai Lingoobai, widow of Rajanna Jalooji. Colaba Free Dispensary	Do. do. Donation for the maintenance of Assets of the dispensary taken over by the Municipality on its taking over the dispensary.	3½ per cent. Government Paper 1854-55 ..	10,700	"	10,700 0
		4 per cent. Government Loan 1960-70 ..	1,200	87 0	1,051 8
Joint Honorary Secretaries and Treasurers George V Anti-Tuberculosis League.	Donation for the maintenance of Assets transferred to the Municipality on its taking over the League.	3½ per cent. Government Paper 1900-01 ..	1,000	Par	} 21,000 0
Mr. Shapurji Sorabji	Donation in connection with the house in Khetwadi given by him for being used as a Maternity Home.	4 " Municipal Debentures due 1954 ..	20,000	"	
		3½ " Government Paper 1854-55 ..	5,000	"	} 10,000 0
		3½ " " " 1879 ..	5,000	"	
Messrs. Little & Co.	Amount representing balance out of the Amount set apart for the purchase of Bai Gowrabai Dispensary Building at Kamathipura.	4 " Loan 1960-70 " " " "	2,900	98 0	2,552 0
Do.	Donation for meeting charges for repairs, etc., to Bai Gowrabai Dispensary at Kamathipura.	5 " Bonds 1945-55	5,000	Par	5,000 0
		Total ..	70,300		69,203 8
		Grand Total Rs. ..	1,11,700		1,07,753 9

M. R. TAMBE,
Chief Accountant.

H. K. KIRPALANI,
Municipal Commissioner.

Appendix No. 16 C.

Statement showing the amounts of and object for which the endowments held under Endowments Fund were received from different parties upto 31st March 1932.

Name of donor.	Object for which the endowment is given.	Particulars of securities.	Face value.	Rate per cent.	Book value.
<i>Scholarships.</i>					
			Rs.	Rs. a.	Rs. a.
The Bhawnagar Durbar	" Bhawnagar State Entrance Scholarship " at G. S. M. College.	4 per cent. Government Loan 1960-70	5,900	88 0	5,192 0
Dr. N. A. Purandare	" Savitribai Purandare Prize " at K. E. M. Hospital ..	Do. do.	300	Par.	300 0
Mr. Tulsidas H. Parekh	" Bai Bachubai Thakurdas Parekh Entrance Scholarship " at G. S. M. College.	Do. do.	3,700	88 0	3,256 0
„ Lalji Naranji	" Lalji Naranji Scholarship " at G. S. M. College	Do. do.	4,500	88 0	3,960 0
„ Chaturbhuj Gordhandas Sunderdas..	" Chaturbhuj Gordhandas Sunderdas Scholarship " and " Bai Gangabai Gordhandas Sunderdas Scholarship " at G. S. M. College.	Do. do.	9,100	88 0	8,008 0
Dr. (Mrs.) Dossibai Jehangir Rattanshaw Dadabhoy, M.D., M.R.C.P. (Lond.)	" Awabai Rattanshaw Dadabhoy Scholarship " at G. S. M. College.	Do. do.	3,900	88 0	3,432 0
		{ 3½ per cent. Government Paper 1900-01	200	68 4	136 8
Mr. Jehangir Rattanshaw Dadabhoy ..	" Rattanshaw Dadabhoy Scholarship " at G. S. M. College..	4 per cent. Government Loan 1960-70	3,900	88 0	3,432 0
The Honorary Staff and Professors of the K. E. M. Hospital and G. S. M. College.	" Bahadurji Memorial Scholarship in Surgery " at G. S. M. College.	Do. do.	3,900	88 0	3,432 0
The Trustees of Dr. Choksy's Entertainment Fund.	Donation for endowing a Gold Medal called " Sir Nusserwanji Choksy Memorial Prize Medal " at G. S. M. College.	{ 5 per cent. Tax-free Loan 1945-55	2,000	Par.	2,000 0
		{ 6 per cent. Ten year Bonds 1932	200	Par.	200 0
		{ 4 per cent. Government Loan 1960-70	100	Par.	100 0
H. H. the Maharana Shri Sir Doulatasingji, K.C.I.E., Thakore Saheb of Limbdi.	Donation for awarding a gold medal and a miniature replica of the Challenge Cup.	5 per cent. Tax-free Loan 1945-55	1,800	Par.	1,800 0
Dr. Shirwalkar Memorial Fund Committee.	" Dr. Shirwalkar General Proficiency Scholarship and Medals " at G. S. M. College.	{ 3½ per cent. Government Paper 1900-01	6,000	Par.	6,000 0
		{ Do. do.	3,000	Par.	3,000 0
		{ 4 per cent. Municipal Debentures	2,000	Par.	2,000 0
Mrs. Dhungavri Rangildas Desai ..	Donation for endowing two prizes of Rs. 20 each to the Nurses of the K. E. M. Hospital.	4 per cent. Bombay Port Trust Bonds 1913	1,000	Par.	1,000 0
Dr. E. Moses	" Mrs. Abigail Elijah Moses Prize " at K. E. M. Hospital ..	3½ per cent. Government Paper	500	Par.	500 0
Messrs. Win and Co., Solicitors, on behalf of the executors of the will of the late Mr. Kassamji Ranchhodji Desai.	" Kassamji Ranchhodji Prize " at K. E. M. Hospital ..	4 per cent. Government Loan 1960-70	9,000	88 0	7,920 0
Total			61,000	..	55,668 8

Appendix No. 16 C—concluded.

Name of donor.	Object for which the endowment is given.	Particulars of securities.	Face value.		Rate per cent.		Book value.	
			Rs.		Rs.	a.	Rs.	a.
Messrs. Ardesbir Hormasji Dinshaw and Co., on behalf of the Advocate-General.	Donation for the grant of warm clothing to patients discharged from the K. E. M. Hospital out of interest realised on securities.	<i>Clothing.</i> { 3½ per cent. Government Paper 1879 Do. do. 1900-01 4 per cent. Government Loan 1960-70 Do. do. Do. do. 5 per cent. Loan 1939-44..	10,000		Par.		10,000	0
			18,600		Par.		18,600	0
			8,000		88	0	7,040	0
			4,800		87	10	4,206	0
			2,000		76	5	1,528	4
			4,000		79	12	3,190	0
		Total	47,400			44,562	4	
Mr. Mansukhlal Chaganlal	Donation towards the Poor Box Charity Fund at K. E. M. Hospital.	<i>Poor Box Charity.</i> 4 per cent. Government Loan 1960-70 Do. do. Balance out of the donations received during the Influenza Epidemic invested in Securities, the interest being utilised for augmenting the Poor Box Charity Fund (Corporation Resolution No. 13650 of 12th March 1928).	5,700		88	12	5,058	12
			5,800		88	0	5,104	0
			200		88	0	176	0
		Total	11,700			10,338	12	
The Estate Agent Bombay Improvement Trust on behalf of the staff.	Donation towards the Poor Box Charity Fund	Do. do.						
		Grand Total	1,20,100			1,10,569	8	

125

M. R. TAMBE,
Chief Accountant.

H. K. KIRPALANI,
Municipal Commissioner.

Statement showing the quantity and value of several articles upon which Town Duty was levied

Duty collected by	Grain and pulse at 6 annas per candy.			Flours of all sorts at 75 per cent. of the rate at the time being levied on the grain from which the flour is prepared.			Wines and Spirits at 4 annas per gallon.		
	Candies.	Farras.	Amount of Duty.	Candies.	Farras.	Amount of Duty.	Gallons.	Pints.	Amount of Duty
I. BOMBAY PORT TRUST.			Rs. a. p.			Rs. a. p.			Rs. a. p.
Months.									
April 1931	1,61,441	7	60,540 11 3	1,512	3 $\frac{1}{2}$	425 6 0	18,141	7 $\frac{1}{2}$	4,535 7 9
May	91,100	2 $\frac{1}{2}$	34,162 10 0	1,956	3 $\frac{1}{2}$	550 4 0	16,899	7	4,224 15 6
June	1,86,634	5	69,987 15 9	2,321	2 $\frac{1}{2}$	662 14 0	10,393	5	2,598 6 6
July	2,12,119	1	79,919 10 9	2,410	..	677 13 0	19,194	6	4,798 11 0
August	1,25,391	..	47,021 10 0	1,932	7 $\frac{1}{2}$	543 10 0	12,899	4	3,174 14 0
September	74,366	3 $\frac{1}{2}$	27,887 6 6	3,002	1 $\frac{1}{2}$	844 6 0	13,158	1 $\frac{1}{2}$	3,289 8 9
October	44,987	4 $\frac{1}{2}$	16,870 5 2	1,692	1 $\frac{1}{2}$	475 14 10	22,679	1 $\frac{1}{2}$	5,669 12 9
November	76,916	4	28,843 11 0	2,216	..	623 4 0	17,041	3 $\frac{1}{2}$	4,260 5 9
December	80,064	5 $\frac{1}{2}$	30,024 4 3	1,682	2 $\frac{1}{2}$	473 2 6	17,542	3 $\frac{1}{2}$	4,385 9 9
January 1932	95,505	7 $\frac{1}{2}$	35,814 11 6	1,850	4 $\frac{1}{2}$	520 7 6	13,980	..	3,495 0 0
February	92,355	2 $\frac{1}{2}$	34,633 4 0	2,697	6 $\frac{1}{2}$	758 12 0	12,124	3	3,031 1 6
March	1,23,638	2 $\frac{1}{2}$	46,364 5 11	3,504	1 $\frac{1}{2}$	985 9 0	12,030	3 $\frac{1}{2}$	3,007 9 9
Total ..	13,85,521	5$\frac{1}{2}$	5,12,070 10 1	26,778	3$\frac{1}{2}$	7,531 6 10	1,85,885	6	46,471 7 0
II. G. I. P. RAILWAY.									
April 1931	95,120	4	35,670 3 0	817	..	154 4 0
May	63,695	5 $\frac{1}{2}$	23,885 14 0	30,308	2 $\frac{1}{2}$	7,577 1 2
June	39,510	3 $\frac{1}{2}$	14,816 6 9	44	..	11 0 0
July	74,749	6 $\frac{1}{2}$	28,031 3 0	3	2 $\frac{1}{2}$	0 15 0	45,335	2 $\frac{1}{2}$	11,333 13 2
August	41,372	1 $\frac{1}{2}$	15,514 9 0	39,904	2 $\frac{1}{2}$	9,976 1 2
September	30,159	5 $\frac{1}{2}$	11,309 14 0	21,986	2 $\frac{1}{2}$	5,496 9 2
October	41,837	2 $\frac{1}{2}$	15,689 0 0	12	1 $\frac{1}{2}$	3 7 0	22,554	3 $\frac{1}{2}$	5,638 9 7
November	65,739	..	24,652 2 0	44	5 $\frac{1}{2}$	12 9 0	43,535	..	10,883 12 0
December	52,842	1 $\frac{1}{2}$	19,815 13 3	19,911	7 $\frac{1}{2}$	4,977 15 7
January 1932	54,723	1 $\frac{1}{2}$	20,521 3 0	30	..	7 8 0
February	93,356	2 $\frac{1}{2}$	35,008 10 0	36,026	..	9,006 8 5
March	70,157	2 $\frac{1}{2}$	26,309 0 0	27,638	..	6,909 8 5
Total ..	7,23,263	5$\frac{1}{2}$	2,71,223 14 0	60	1$\frac{1}{2}$	16 15 0	2,87,890	5$\frac{1}{2}$	71,972 10 8
III. B. B. & C. I. RAILWAY.									
April 1931	9,289	4	3,483 9 0	776	..	194 0 0
May	12,427	6 $\frac{1}{2}$	4,660 7 0	1,020	..	255 0 0
June	11,936	5 $\frac{1}{2}$	4,476 4 0	428	..	107 0 0
July	16,074	5	6,027 15 9	670	..	167 8 0
August	16,034	5 $\frac{1}{2}$	6,013 0 0	1,245	4	336 6 0
September	7,166	2	2,687 5 6	720	..	180 0 0
October	12,969	4	4,863 9 0	2,944	..	736 0 0
November	24,030	1 $\frac{1}{2}$	9,011 5 0	1,728	..	432 0 0
December	24,192	7 $\frac{1}{2}$	9,072 5 6	1,040	..	260 0 0
January 1932	20,958	2 $\frac{1}{2}$	7,859 6 0	521	..	130 4 0
February	21,364	2 $\frac{1}{2}$	8,011 10 0	1,155	..	288 12 0
March	19,732	5 $\frac{1}{2}$	7,399 12 0	607	..	151 12 0
Total ..	1,96,177	3$\frac{1}{2}$	73,566 8 9	12,954	4	3,238 10 0
GRAND TOTAL ..	22,84,962	6$\frac{1}{2}$	8,56,861 0 10	26,838	5$\frac{1}{2}$	7,548 5 10	4,86,730	7$\frac{1}{2}$	1,21,682 11 6
Less—Refund passed by the Town Duty Refund Officer	10,65,375	6$\frac{1}{2}$	3,99,515 15 0	1,05,128	3$\frac{1}{2}$	—29,567 6 0	35,745	..	8,936 4 0
Net Revenue ..	12,19,586	7$\frac{1}{2}$	4,57,345 1 10	— 78,289	6$\frac{1}{2}$	—22,019 0 2	4,50,985	7$\frac{1}{2}$	1,12,746 7 6

Commission, etc., Charges on General Town Duty Collected by—

		Bombay Port Trust.	G. I. P. Railway.	B. B. & C. I. Railway.	Total.
		Rs. a. p.	Rs. a. p.	Rs. a. p.	Rs. a. p.
April 1931		8,303 15 3	1,341 0 5	..	9,644 15 1
May		14,607 6 8	1,276 14 11	559 10 8	16,444 0 1
June		3,221 6 2	1,027 5 8	527 8 6	4,776 4 6
July		2,955 11 7	820 4 8	362 6 6	4,138 6 1
August		2,760 10 11	1,132 3 5	446 1 1	4,338 15 1
September		5,358 1 8	858 13 8	443 15 8	6,660 14 1
October		5,565 6 7	843 6 0	903 13 5	7,312 10 1
November		6,144 7 8	969 15 10	..	7,114 7 1
December		4,189 9 5	1,225 8 1	375 11 5	5,790 12 1
January 1932		4,387 0 4	1,206 0 10	459 14 11	6,053 0 1
February		6,387 9 10	1,186 4 6	642 3 5	8,216 1 1
March		4,048 0 5	1,560 4 11	576 2 9	6,184 8 1
Total ..		67,929 6 1	13,448 2 11	5,297 8 4	86,675 1 1

Appendix No. 17.

during 1931-32 under Section 192 (1) of the City of Bombay Municipal

Beer at 6 pies per gallon.			Sugar at 8 annas per cwt.		
Gallons.	Pints.	Amount of Duty.	Cwts. qrs. lbs.	Amount of Duty.	
		Rs. a. p.		Rs. a. p.	
76,504	..	2,390 12 0	7,56,636 3 14	3,78,318 7 0	
1,07,562	..	3,361 5 0	23,543 2 14	11,771 13 0	
1,11,044	..	3,470 2 0	13,759 1 7	6,879 10 6	
1,26,508	..	3,953 6 0	1,00,714 2 17½	50,357 5 3	
1,04,716	..	3,272 6 0	1,04,175 1 1½	52,087 10 1	
1,05,898	..	3,309 5 0	2,49,142 1 22½	1,24,571 3 7	
1,12,904	..	3,528 4 0	2,62,233 3 24½	1,31,116 15 9	
1,13,414	..	3,544 3 0	1,45,000 2 3½	72,500 4 3	
88,700	..	2,771 14 0	1,62,661 1 14	81,330 11 0	
89,808	..	2,806 8 0	2,64,138 3 17½	1,32,069 7 3	
1,22,218	..	3,819 5 0	1,87,717 0 14	93,858 9 0	
81,622	..	2,550 11 0	2,79,731 0 17½	1,39,865 9 3	
12,40,898	..	38,778 1 0	25,49,455 0 26½	12,74,727 9 11	
60	..	1 14 0	8,742 1 0	4,371 2 0	
80	..	2 8 0	10,105 3 14	5,052 15 0	
16	..	0 8 0	5,446 2 0	2,723 4 0	
48	..	1 8 0	7,984 3 14	3,992 7 0	
	10,925 1 0	5,462 10 0	
	11,850 1 0	5,925 2 0	
	13,514 3 14	6,757 7 0	
	11,285 0 0	5,642 8 0	
82	..	2 9 0	12,721 2 0	6,360 12 0	
	12,103 3 0	6,051 14 0	
64	..	2 0 0	8,862 1 14	4,431 3 0	
	11,730 1 0	5,865 2 0	
350	..	10 15 0	1,25,272 3 0	62,636 6 0	
4	..	0 2 0	24 3 14	12 7 0	
	7 0 14	3 9 0	
	6 1 14	3 3 0	
	3 1 0	1 10 0	
6	..	0 3 0	31 1 14	15 11 0	
	8 2 14	4 5 0	
	9 2 14	4 13 0	
	16 2 0	8 4 0	
16	..	0 8 0	22 0 0	11 0 0	
	49 1 0	24 10 0	
88	..	2 12 0	142 0 0	71 0 0	
46	..	1 7 0	93 1 0	46 10 0	
160	..	5 0 0	414 1 0	207 2 0	
12,41,408	..	38,794 0 0	26,75,142 0 26½	13,37,571 1 11	
3,43,060	..	10,720 10 0	22,50,155 2 14	11,25,077 13 0	
8,98,348	..	28,073 6 0	4,24,986 2 12½	2,12,493 4 11	

Total Collections of Town Duty for 1931-32

Add—

Outstanding balances on 31st March 1931

due by

Port Trust

G. I. P. Railway

B. B. & C. I. Railway

Deduct—

Outstanding balances on 31st March 1932

due by

Port Trust

G. I. P. Railway

B. B. & C. I. Railway

Total amount of commission &c., charged for the Collection of Town Duty deducted at the source
Refunds paid in 1931-32

Appendix

Statement showing Town Duty collected on Cotton and Commission, etc., charges paid

Town Duty } collected by on Cotton				Bombay Port Trust.		G. I. P. Rly.		B. B. & C. I. Rly.	
				No. of Bales.	Amount of Cotton Duty.	No. of Bales.	Amount of Cotton Duty.	No. of Bales.	Amount of Cotton Duty.
				Rs.	a. p.	Rs.	a. p.	Rs.	a. p.
April	1931	78,294	78,294 0 0	94,053	94,053 0 0	1,17,537	1,17,537 0 0
May	"	80,997	80,997 0 0	50,275	50,275 0 0	62,273	62,273 0 0
June	"	54,445	54,445 0 0	29,120	29,120 0 0	26,782	26,782 0 0
July	"	40,070	40,070 0 0	28,858	28,858 0 0	27,809	27,809 0 0
August	"	4,744	4,744 0 0	9,631	9,631 0 0	4,990	4,990 0 0
September	"	2,587	2,587 0 0	6,126	6,126 0 0	2,927	2,927 0 0
October	"	7,414	7,414 0 0	27,361	27,361 0 0	11,501	11,501 0 0
November	"	14,480	14,480 0 0	41,767	41,767 0 0	22,874	22,874 0 0
December	"	33,199	33,199 0 0	91,725	91,725 0 0	47,371	47,371 0 0
January	1932	67,465	67,465 0 0	1,23,376	1,23,376 0 0	62,929	62,929 0 0
February	"	39,088	39,088 0 0	1,25,053	1,25,053 0 0	45,409	45,409 0 0
March	"	47,749	47,749 0 0	82,458	82,458 0 0	98,655	98,655 0 0
Total				4,70,482	4,70,482 0 0	7,09,803	7,09,803 0 0	5,26,057	5,26,057 0 0

Commission, etc., charges on Cotton Duty collected by:—

Months.				Bombay Port Trust.	G. I. P. Rly.	B. B. & C. I. Rly.	Sundries.	Grand Total		
				Rs.	a. p.	Rs.	a. p.	Rs.	a. p.	
April	1931	1,181	5 5	4,140	7 9	5,321 13 2	
May	"	2,290	10 5	2,343	11 7	5,501 15 0	10,186 5 0	
June	"	2,538	14 11	1,378	10 5	1,409 12 7	5,327 5 11	
July	"	1,541	5 11	876	3 9	2,061 4 10	4,478 14 6	
August	"	508	6 6	831 5 9	1,339 12 3	
September	"	1,445	8 1	196	0 10	864 11 8	2,506 4 7	
October	"	79	10 11	314	2 7	322 14 11	716 12 5	
November	"	187	6 7	976	8 6	1,163 15 1	
December	"	454	4 8	1,508	15 1	289 5 3	2,252 9 0	
January	1932	922	7 0	3,186	12 6	694 5 7	4,803 10 6	
February	"	2,074	9 5	3,547	10 4	1,295 1 2	6,917 4 1	
March	"	1,155	13 8	3,877	12 4	1,923 4 11	6,956 14 8	
Total				13,871	11 9	22,855	6 2	15,194 1 8	6 5	51,921 10 0

M. R. TAMBE,
Chief Accountant.

No. 18.

for the year 1931-32.

Sundries.	Grand Total.				
Rs. a. p.	Rs. a. p.			Rs. a. p.	
41 2 0	2,89,925 2 0	Total collection of Cotton Duty for 1931-32	17,06,397 14 0
.....	1,93,545 0 0	Add—			
1 3 0	1,10,348 8 0	Outstanding balances on 31st March 1931 due by—			
1 10 0	98,738 10 0	Port Trust	...	Rs. a. p. 2,155 0 0	
1 3 0	19,366 3 0	G. I. P. Railway	...	1,02,476 0 0	
1 6 0	11,641 6 0	B. B. & C. I. Railway	...	25,077 0 0	
1 10 0	46,277 10 0				1,29,688 0 0
1 6 0	79,072 6 0	Deduct—			18,30,085 14 0
1 6 0	1,72,396 6 0	Outstanding balances on 31st March 1932 due by—			
.....	2,53,770 0 0	Port Trust	...	Rs. a. p. 2,858 0 0	Rs. a. p.
1 3 0	2,09,551 3 0	G. I. P. Railway	...	50,413 0 0	83,641 0 0
3 13 0	2,23,865 13 0	B. B. & C. I. Railway	...	10,370 0 0	
55 14 0	17,06,397 14 0	Total amount of commission etc., charges for the collection of Cotton Duty recovered during 1931-32	...	51,921 10 0	1,15,662 10 0

Total recoveries on account of Cotton Duty as per Machine Ledger

Deduct—
Total debit as per Machine Ledger

Total Rs. 17,20,523 4 0

17,97,793 12 6

17,270 8 6

Total Rs. 17,20,523 4 0

	Rs. a. p.	Rs. a. p.	
Government share paid during 1931-32	8,29,906 8 7	17,20,523 4 0	
Government share for March 1932 paid in April 1932	1,48,991 14 4	x 4	
Government share held in Suspense Account pending remittance on final closing of Accounts for 1931-32	4,447 11 6	7) 88,82,093 0 0	
	9,83,156 2 4	8,83,156 2 4	Govt. share.
		7,37,367 1 8	Munal. share vide Appendix No. 3.
		Total Rs. 17,20,523 4 0	

H. K. KIRPALANI,
Municipal Commissioner.

Statement showing the quantity and value of several articles upon which Town Duty was levied

Duty collected by	Grain and pulse at 6 annas per candy.			Flours of all sorts at 75 per cent. of the rate at the time being levied on the grain from which the flour is prepared.			Wines and Spirits at 4 annas per gallon.		
	Candies.	Farras.	Amount of Duty.	Candies.	Farras.	Amount of Duty.	Gallons.	Pints.	Amount of Duty.
I. BOMBAY PORT TRUST.			Rs. a. p.			Rs. a. p.			Rs. a. p.
Months.									
April 1931	1,61,441	7	60,540 11 3	1,512	3 $\frac{3}{4}$	425 6 0	18,141	7 $\frac{1}{2}$	4,535 7 9
May	91,100	2 $\frac{1}{2}$	34,162 10 0	1,956	3 $\frac{3}{4}$	550 4 0	16,899	7	4,224 15 6
June	1,86,634	5	69,987 15 9	2,321	2 $\frac{1}{2}$	652 14 0	10,393	5	2,598 6 6
July	2,12,119	1	79,919 10 9	2,410	..	677 13 0	19,194	6	4,798 11 0
August	1,25,391	..	47,021 10 0	1,932	7 $\frac{1}{2}$	543 10 0	12,699	4	3,174 14 0
September	74,366	3 $\frac{1}{2}$	27,887 6 6	3,002	1 $\frac{1}{2}$	844 6 0	13,158	1 $\frac{1}{2}$	3,289 8 9
October	44,987	4 $\frac{1}{2}$	16,870 5 2	1,692	1 $\frac{1}{2}$	475 14 10	22,679	1 $\frac{1}{2}$	5,669 12 9
November	76,910	4	28,843 11 0	2,216	..	623 4 0	17,041	3 $\frac{1}{2}$	4,260 5 9
December	80,064	5 $\frac{1}{2}$	30,024 4 8	1,682	2 $\frac{1}{2}$	473 2 6	17,542	3 $\frac{1}{2}$	4,385 9 9
January 1932	96,505	7 $\frac{1}{2}$	35,814 11 6	1,850	4 $\frac{1}{2}$	520 7 6	13,980	..	3,495 0 0
February	92,355	2 $\frac{1}{2}$	34,633 4 0	2,697	6 $\frac{1}{2}$	758 12 0	12,124	3	3,031 1 6
March	1,23,638	2 $\frac{1}{2}$	46,364 5 11	3,504	1 $\frac{1}{2}$	985 9 0	12,030	3 $\frac{1}{2}$	3,007 9 9
Total ..	13,65,521	5 $\frac{1}{2}$	5,12,070 10 1	26,778	3 $\frac{7}{8}$	7,531 6 10	1,85,885	6	46,471 7 0
II. G. I. P. RAILWAY.									
April 1931	95,120	4	35,670 3 0	617	..	154 4 0
May	63,695	5 $\frac{1}{2}$	23,885 14 0	30,308	2 $\frac{1}{2}$	7,577 1 2
June	39,510	3 $\frac{1}{2}$	14,816 6 9	44	..	11 0 0
July	74,749	6 $\frac{1}{2}$	28,031 3 0	3	2 $\frac{1}{2}$	0 15 0	45,335	2 $\frac{1}{2}$	11,333 13 2
August	41,372	1 $\frac{1}{2}$	15,514 9 0	39,904	2 $\frac{1}{2}$	9,976 1 2
September	30,159	5 $\frac{1}{2}$	11,309 14 0	21,986	2 $\frac{1}{2}$	5,496 9 2
October	41,837	2 $\frac{1}{2}$	15,689 0 0	12	1 $\frac{1}{2}$	3 7 0	22,554	3 $\frac{1}{2}$	5,638 9 7
November	65,739	..	24,652 2 0	44	5 $\frac{1}{2}$	12 9 0	43,535	..	10,883 12 0
December	52,842	1 $\frac{1}{2}$	19,815 13 3	19,911	7 $\frac{1}{2}$	4,977 15 7
January 1932	54,723	1 $\frac{1}{2}$	20,521 3 0	30	..	7 8 0
February	93,356	2 $\frac{1}{2}$	35,008 10 0	36,026	..	9,006 8 5
March	70,157	2 $\frac{1}{2}$	26,309 0 0	27,638	..	6,909 8 5
Total ..	7,23,263	5 $\frac{1}{2}$	2,71,223 14 0	60	1 $\frac{7}{8}$	16 15 0	2,87,890	5 $\frac{1}{2}$	71,972 10 8
III. B. B. & C. I. RAILWAY.									
April 1931	9,289	4	3,483 9 0	776	..	194 0 0
May	12,427	6 $\frac{1}{2}$	4,660 7 0	1,020	..	255 0 0
June	11,936	5 $\frac{1}{2}$	4,476 4 0	428	..	107 0 0
July	16,074	5	6,027 15 9	670	..	167 8 0
August	16,034	5 $\frac{1}{2}$	6,013 0 0	1,345	4	336 6 0
September	7,166	2	2,687 5 6	720	..	180 0 0
October	12,969	4	4,863 9 0	2,944	..	736 0 0
November	24,030	1 $\frac{1}{2}$	9,011 5 0	1,728	..	432 0 0
December	24,192	7 $\frac{1}{2}$	9,072 5 6	1,040	..	260 0 0
January 1932	20,958	2 $\frac{1}{2}$	7,859 6 0	521	..	130 4 0
February	21,364	2 $\frac{1}{2}$	8,011 10 0	1,155	..	288 12 0
March	19,732	5 $\frac{1}{2}$	7,399 12 0	607	..	151 12 0
Total ..	1,96,177	3 $\frac{1}{2}$	73,566 8 9	12,954	4	3,238 10 0
GRAND TOTAL ..	22,84,962	6$\frac{1}{2}$	8,56,861 0 10	26,838	5$\frac{1}{2}$	7,548 5 10	4,86,730	7$\frac{1}{2}$	1,21,682 11 8
Less—Refund passed by the Town Duty Refund Officer	10,65,375	6 $\frac{1}{2}$	3,99,515 15 0	1,06,128	3 $\frac{1}{2}$	—29,567 6 0	35,745	..	8,936 4 0
Net Revenue ..	12,19,586	7$\frac{1}{2}$	4,57,345 1 10	— 78,289	6$\frac{1}{4}$	—22,019 0 2	4,50,985	7$\frac{1}{2}$	1,12,746 7 8

Commission, etc., Charges on General Town Duty Collected by—

	Bombay Port Trust.	G. I. P. Railway.	B. B. & C. I. Railway.	Total.
	Rs. a. p.	Rs. a. p.	Rs. a. p.	Rs. a. p.
April 1931	8,303 15 3	1,341 0 5	..	9,644 15 8
May	14,607 6 8	1,276 14 11	559 10 8	16,444 0 3
June	3,221 6 2	1,027 5 8	527 8 6	4,776 4 4
July	2,955 11 7	820 4 8	362 6 6	4,138 6 9
August	2,760 10 11	1,132 3 5	446 1 1	4,338 15 5
September	5,358 1 3	858 13 8	443 15 8	6,660 14 7
October	5,565 6 7	843 6 0	903 13 5	7,312 10 0
November	6,144 7 8	969 15 10	..	7,114 7 6
December	4,189 9 5	1,225 8 1	375 11 5	5,790 12 11
January 1932	4,387 0 4	1,206 0 10	459 14 11	6,053 0 1
February	6,387 9 10	1,186 4 6	642 3 5	8,216 1 9
March	4,048 0 5	1,560 4 11	576 2 9	6,184 8 1
Total ..	67,929 6 1	13,448 2 11	5,297 8 4	86,675 1 4

M. R. TAMBE,
Chief Accountant.

Appendix

Statement showing Town Duty collected on Cotton and Commission, etc., charges paid

Town Duty } collected by on Cotton	Bombay Port Trust.		G. I. P. Rly.		B. B. & C. I. Rly.	
	No. of Bales.	Amount of Cotton Duty.	No. of Bales.	Amount of Cotton Duty.	No. of Bales.	Amount of Cotton Duty.
		Rs. a. p.		Rs. a. p.		Rs. a. p.
April 1931	78,294	78,294 0 0	94,053	94,053 0 0	1,17,537	1,17,537 0 0
May "	80,997	80,997 0 0	50,275	50,275 0 0	62,273	62,273 0 0
June "	54,445	54,445 0 0	29,120	29,120 0 0	26,782	26,782 0 0
July "	40,070	40,070 0 0	28,858	28,858 0 0	27,809	27,809 0 0
August "	4,744	4,744 0 0	9,631	9,631 0 0	4,990	4,990 0 0
September "	2,587	2,587 0 0	6,126	6,126 0 0	2,927	2,927 0 0
October "	7,414	7,414 0 0	27,361	27,361 0 0	11,501	11,501 0 0
November "	14,480	14,480 0 0	41,767	41,767 0 0	22,874	22,874 0 0
December "	33,199	33,199 0 0	91,725	91,725 0 0	47,371	47,371 0 0
January 1932	67,465	67,465 0 0	1,23,376	1,23,376 0 0	62,929	62,929 0 0
February "	39,088	39,088 0 0	1,25,053	1,25,053 0 0	45,409	45,409 0 0
March "	47,749	47,749 0 0	82,458	82,458 0 0	93,655	93,655 0 0
Total	4,70,482	4,70,482 0 0	7,09,803	7,09,803 0 0	5,26,057	5,26,057 0 0

Commission, etc., charges on Cotton Duty collected by:—

Months.	Bombay Port Trust.	G. I. P. Rly.	B. B. & C. I. Rly.	Sundries.	Grand Total
	Rs. a. p.	Rs. a. p.	Rs. a. p.	Rs. a. p.	Rs. a. p.
April 1931	1,181 5 5	4,140 7 9	5,321 13 2
May "	2,290 10 5	2,343 11 7	5,501 15 0	10,136 5 0
June "	2,538 14 11	1,378 10 5	1,409 13 7	5,327 5 11
July "	1,541 5 11	876 3 9	2,061 4 10	4,478 14 6
August "	508 6 6	831 5 9	1,339 12 3
September "	1,445 3 1	196 0 10	864 11 8	0 5 0	2,508 4 7
October "	79 10 11	314 2 7	322 14 11	716 12 5
November "	187 6 7	976 3 6	1,163 15 1
December "	454 4 8	1,508 15 1	289 5 3	2,252 9 0
January 1932	922 7 0	3,186 12 6	694 5 7	0 1 5	4,803 10 6
February "	2,074 9 5	3,547 10 4	1,295 1 2	6,917 4 1
March "	1,155 13 8	3,877 12 4	1,923 4 11	6,956 14 8
Total	13,871 11 9	22,855 6 2	15,194 1 8	6 5	51,921 10 0

M. R. TAMBE,
Chief Accountant.

No. 18.

for the year 1931-32.

Sandries.		Grand Total.			
Rs. a. p.	Rs. a. p.	Rs. a. p.	Rs. a. p.		
41 2 0	2,89,925 2 0			Total collection of Cotton Duty for 1931-32	Rs. a. p. 17,06,397 14 0
.....	1,93,545 0 0			<i>Add—</i>	
1 8 0	1,10,348 8 0			Outstanding balances on 31st March 1931 due by—	
1 10 0	98,738 10 0			Port Trust	Rs. a. p. 2,155 0 0
1 3 0	19,366 8 0			G. I. P. Railway	1,02,456 0 0
1 6 0	11,641 6 0			B. B. & C. I. Railway	25,977 0 0
1 10 0	46,277 10 0				<u>1,29,688 0 0</u>
1 6 0	79,072 6 0				18,36,085 14 0
1 6 0	1,72,396 8 0			<i>Deduct—</i>	
.....	2,58,770 0 0			Outstanding balances on 31st March 1932 due by—	
1 3 0	2,09,551 3 0			Port Trust	Rs. a. p. 2,858 0 0
3 19 0	2,23,865 13 0			G. I. P. Railway	50,413 0 0
55 14 0	17,06,397 14 0			B. B. & C. I. Railway	10,370 0 0
					<u>63,641 0 0</u>
				Total amount of commission etc., charges for the collection of Cotton Duty recovered during 1931-32	51,921 10 0
					<u>1,15,562 10 0</u>
				Total Recoveries on account of Cotton Duty as per Machine Ledger	Total Rs. 17,20,523 4 0
				<i>Deduct—</i>	
				Total debit as per Machine Ledger	17,270 8 6
					<u>Total Rs. 17,20,523 4 0</u>

	Rs. a. p.	Rs. a. p.	
Government share paid during 1931-32	8,39,906 8 7	17,20,523 4 0	
Government share for March 1932 paid in April 1932	1,18,991 14 4	X 4	
Government share held in Suspense Account pending remittance on final closing of Accounts for 1931-32	4,447 11 5	71 88,62,093 0 0	
	9,83,156 2 4	9,83,156 2 4	Govt. share.
		7,37,367 1 8	Mun. share <i>vide</i> Appendix No. 3.
		Total Rs. 17,20,523 4 0	
	9,83,156 2 4		Govt. share.

H. K. KIRPALANI,
Municipal Commissioner.

Appendix

Income of the Bombay Municipality from the year 1865

TAXATION PROPER.											
Year.	Gross Valuation.	House Rate.	Police Rate.	Lighting Rate.	Wheel Tax and Tolls.	Licenses for trades, Land Conveyances, Music, etc.	Town Duties.	Cotton Duty		Liquor Licenses.	Tobacco Licenses.
	Rs.	Rs.	Rs.	Rs.	Rs.	Rs.	Rs.			Rs.	Rs.
1865	1,20,14,655	10,57,379	2,32,698	2,028	5,04,789			1,45,878
1866	1,48,94,898	7,16,004	2,98,688	98,417	3,18,980	2,72,665	5,132			46,924	1,20,890
1867	1,68,09,535	9,84,088	4,11,040	1,82,849	2,38,178	2,05,538			1,04,808	1,18,426
1868	1,47,49,075	9,20,567	3,73,607	2,46,071	2,68,514	2,08,820			1,20,566	1,36,762
1869	1,39,41,280	7,99,302	2,59,588	2,48,406	2,57,574	1,50,361	3,09,298			2,49,077	1,51,178
1870	1,26,30,888	7,22,783	2,87,648	2,46,994	2,50,681	38,147	5,94,989			1,23,692	1,39,880
1871	1,24,26,845	6,75,489	2,30,409	2,30,356	2,05,521	7,655	4,51,486			1,15,170	1,28,046
72	1,29,33,510	7,09,963	2,41,774	2,41,348	2,04,097	5,862	4,67,638			59,914	1,47,654
1873	1,26,71,816	7,01,018	3,87,892	2,37,050	2,16,083	87	4,46,924			2,79,074	1,48,792
1874	1,19,65,990	5,94,814	2,39,102	2,27,523	2,48,217	3,908	4,85,648			1,24,507	1,47,778
1875	1,16,55,098	6,52,738	2,30,569	2,16,682	2,45,274	524	6,72,987			1,58,980	1,45,936
1876	1,12,79,710	6,73,468	2,17,684	2,18,094	2,38,487	2,118	6,36,147			1,41,733	1,48,356
1877	1,14,77,890	6,47,541	2,33,661	2,14,870	2,44,369	1,948	7,51,019			85,697	1,49,569
Consolidated Rate.											
1878	1,16,57,118	9,25,036	2,14,560	6,95,006			1,60,555	1,52,239
1879	1,14,98,417	10,52,778	2,35,569	3,668	5,33,617			1,43,750	1,65,029
1880	1,17,82,525	8,99,534	2,31,925	846	6,57,784			1,43,750	1,61,127
1881	1,17,14,470	@8%	10,58,810	2,14,870	1,602	6,37,482			1,43,750	1,61,623
For 15 months, &c., from 1st January 1882 to 31st March 1883, the calendar year											
1882-83	25,80,263	12,34,975	4,12,097	8,17,199			1,48,750	2,06,014
1883-84	1,48,64,807	@8%	9,83,588	2,65,227	2,417	6,97,118			1,79,687	1,74,306
1884-85	1,53,82,744	Do.	11,80,807	3,09,552	4,305	7,73,431			1,43,750	1,72,623
1885-86	2,00,23,223	Do.	14,61,305	3,32,485	4,525	6,79,398			1,43,750	1,79,177
1886-87	2,16,27,220	@8 1/2%	14,88,867	3,19,861	2,913	10,12,162			1,43,750	1,90,250
1887-88	2,27,62,346	@8%	14,07,018	3,36,998	4,050	9,99,760			1,43,750	1,84,168
1888-89	2,39,51,048	Do.	14,66,024	3,14,571	45,471	7,25,397			1,43,750	1,91,297
1889-90	2,73,64,359	Do.	15,32,509	3,26,616	52,792	6,67,065			1,43,750	1,90,922
1890-91	2,82,27,863	Do.	15,64,932	3,56,648	60,431	9,79,520			1,43,750	1,80,284
1891-92	2,86,80,023	Do.	17,65,981	3,42,973	75,101	8,40,322			1,43,750	1,86,151
1892-93	2,64,08,382	Do.	17,73,601	3,44,905	79,376	9,73,928			1,43,750	1,86,708
1893-94	2,69,79,728	Do.	17,40,321	3,51,175	85,817	8,97,266			1,43,750	1,86,839
1894-95	2,76,13,741	Do.	17,40,385	3,56,082	95,187	8,88,542			1,43,750	2,05,348
1895-96	2,82,56,891	Do.	17,37,000	3,65,525	96,335	9,10,851			1,43,750	2,17,475
1896-97	2,89,27,618	Do.	17,44,839	2,46,681	74,035	6,45,144			1,43,750	1,82,867
1897-98	2,94,82,805	Do.	19,35,325	3,46,838	56,868	9,51,424			1,43,750	1,89,328
1898-99	2,98,83,636	@8 1/2%	21,08,995	3,39,197	87,754	11,17,161			1,43,750	2,08,544
1899-1900	3,05,17,091	@12%	28,74,389	3,02,748	90,846	15,94,721			1,43,750	2,21,388
1900-1901	3,13,75,106	Do.	28,94,971	3,21,366	96,703	11,81,371			1,43,750	2,16,939
1901-02	3,18,11,826	@10%	23,72,001	3,40,747	92,788	8,67,123			1,43,750	2,33,055
1902-03	3,18,91,400	Do.	25,81,310	3,71,018	1,02,070	12,19,346			1,43,750	2,44,099
1903-04	3,44,49,599	Do.	27,64,974	3,28,070	1,04,511	11,68,973			1,43,750	2,40,064
1904-05	3,54,15,934	Do.	30,26,673	4,18,587	1,03,773	14,16,943			1,43,750	2,60,744

No. 19.

to close of the financial year 1931-32.

	Contribution from Insurance Companies or Fire Tax.	Total Taxation Proper.	SERVICES RENDERED.		Total services rendered.	MISCELLANEOUS.		Total Income.	Year.	Population by Census.	Incidence of taxation per head of population.	Five years' average annual income.	
			Halalkhore Tax.	Water Tax.		Government contribution for Police and City Improvement Trust.	Returns from Property and Miscellaneous.						
....	Rs.	Rs. 19,42,782	Rs. 1,78,719	1,78,719	Rs. 2,42,806	25,89,787	1866	616,662	Rs. 2 9 6		
....	18,56,546	1,89,892	6,49,121	8,41,973	2,06,164	29,14,672	1866	3 5 1		
....	22,44,905	1,48,824	3,78,006	5,18,880	1,30,000	1,28,789	30,40,824	1867	3 6 1	81,12,778	
....	22,76,927	3,81,434	4,98,377	8,80,881	2,60,129	4,36,787	36,52,674	1868	3 14 0		
....	24,18,773	2,30,582	3,62,998	6,28,660	1,09,882	2,71,011	32,98,226	1869	3 11 0		
....	28,44,659	2,18,197	2,66,988	5,80,183	1,09,882	2,78,025	32,07,749	1870	3 9 2		
....	20,44,042	1,89,988	2,87,578	5,67,564	2,69,684	28,71,160	1871	3 9 11		
....	20,78,240	2,17,071	4,07,826	6,24,908	2,45,166	35,43,321	1872	646,405	6 3 1	81,06,814	
....	20,66,375	2,00,580	4,00,639	6,01,229	4,56,604	39,24,108	1873	4 7 2		
....	16,519	20,78,030	1,92,285	3,68,087	5,65,323	3,47,920	36,81,322	1874	4 1 4		
....	14,385	22,28,685	1,94,215	3,00,213	4,94,427	90,000	3,31,014	31,48,526	1875	4 2 7		
....	13,922	21,84,888	2,04,077	2,08,377	5,13,454	90,000	2,90,288	31,77,728	1876	4 2 11		
....	19,164	22,34,031	2,01,299	3,11,823	5,18,122	90,000	4,04,299	32,41,459	1877	4 4 2		
....	22,873	21,79,968	1,95,380	2,92,780	4,88,160	90,000	3,87,025	31,46,152	1878	4 2 2	
....	20,761	21,45,662	2,12,015	3,64,798	5,96,1813	90,000	5,09,289	33,41,174	1879	4 4 0	
....	23,711	21,18,977	2,03,047	3,90,708	5,92,790	75,000	4,64,173	32,61,370	1880	4 6 4	
....	24,059	22,69,004	2,81,805	5,24,819	8,06,624	50,000	7,57,976	36,73,694	1881	772,196	3 15 5	39,09,608
being changed to the financial year the income was as follows:--													
....	32,000	28,46,963	3,28,916	6,70,877	2,30,583	91,125	6,75,975	46,19,240	1882-83	4 13 6		
....	24,708	23,87,998	2,48,687	5,47,647	7,91,704	85,672	5,72,400	27,87,373	1883-84	3 13 8		
....	26,817	25,33,967	2,89,616	5,95,133	8,63,739	90,000	3,84,162	42,12,868	1884-85	4 7 9		
....	29,914	28,30,449	3,16,787	6,65,370	9,62,167	90,000	6,71,367	44,72,973	1885-86	4 14 10		
....	29,776	31,68,989	3,16,630	7,74,651	10,03,281	6,20,214	49,01,614	1886-87	5 2 7		
(a) Fire tax	7,857	31,10,681	3,72,388	8,83,724	12,55,989	7,89,967	51,66,480	1887-88	5 10 4	49,70,196	
@1%	34,708	29,21,718	3,90,039	9,68,804	15,62,848	6,90,632	49,66,198	1888-89	5 5 5		
....	(a) 79,127	30,41,641	4,78,919	11,23,006	16,98,928	7,03,103	52,42,109	1889-90	5 15 11		
@2%	1,26,345	34,10,983	5,27,232	11,49,193	18,76,420	(c) 10,78,651	61,65,901	1890-91	6 9 8		
Do.	1,64,268	35,07,542	5,55,877	11,81,429	17,87,306	9,88,325	62,83,183	1891-92	821,764	6 6 1		
Do.	1,65,838	36,68,001	6,22,900	14,07,081	20,29,281	9,78,621	66,72,948	1892-93	6 15 11	64,71,810	
@1%	1,10,504	36,24,859	5,82,026	18,68,898	18,68,894	(b) 18,69,189	67,62,695	1893-94	6 9 0		
Do.	1,09,325	35,47,569	6,81,557	18,88,325	20,69,323	9,71,981	68,39,372	1894-95	6 13 4		
Do.	1,10,487	36,11,276	6,67,812	14,42,826	21,00,707	(c) 10,40,680	67,61,710	1895-96	6 15 2		
Do.	1,09,189	31,47,494	6,88,466	18,88,410	20,88,898	9,74,688	68,08,978	1896-97	6 5 10		
Do.	1,20,961	37,76,284	7,25,485	18,29,852	20,65,337	(d) 18,03,939	71,48,560	1897-98	7 1 9	72,21,606	
Do.	1,17,919	41,30,620	7,13,129	16,00,970	22,14,022	8,27,199	71,61,911	1898-99	7 11 4		
Do.	1,21,127	53,47,419	7,25,244	17,72,967	24,98,781	9,84,167	88,39,817	1899-1900	5 8 9		
Do.	1,20,647	49,34,786	7,14,440	17,85,685	24,50,075	10,28,087	84,02,848	1900-01	5 15 7		
Do.	1,27,870	43,71,989	7,88,439	16,47,120	23,35,559	10,69,181	77,66,729	1901-02	776,015	6 10 3		
Do.	1,29,049	47,90,820	7,95,984	16,12,976	33,09,260	10,74,692	81,78,688	1902-03	9 2 4	64,82,800	
Do.	1,28,163	49,59,505	8,10,610	16,71,669	22,83,176	11,40,944	84,62,425	1903-04	9 7 4		
Do.	1,31,392	55,32,670	8,78,194	17,14,453	25,89,667	12,23,794	92,26,111	1904-05	10 7 3		

(a) Includes Rs. 2,32,544 for arrears recoveries for work done.
(b) Rs. 4,58,699 adjusted on account of premia on loans.

(c) Includes premia of Rs. 97,749 on loan raised.
(d) Includes rebate of Plague expenses amounting to Rs. 4,37,055.

Appendix

TAXATION PROPER.

Year.	Gross Valuation.	House Rate.	Police Rate.	Lighting Rate.	Wheel Tax and Tolls.	Licenses for trades, Land Conveyances, Music, etc.	Town Duties.	Cotton Duty.	Liquor Licenses.	Tobacco Licenses.
	Rs.	Rs. Consolidated Rate.	Rs.	Rs.	Rs.	Rs.	Rs.		Rs.	Rs.
1905-06 ..	3,81,00,177	@8½%	27,55,778	4,48,343	98,933	11,68,450		1,43,750	2,72,773
1906-07 ..	4,14,48,901	Do.	29,58,345	4,42,749	1,03,221	13,34,074		1,43,750	2,65,628
1907-08 ..	4,42,72,940	@8%	22,74,517	4,32,892	1,06,284	13,20,203		1,43,750	2,80,358
1908-09 ..	4,68,75,766	Do.	31,47,349	4,79,857	1,19,278	12,96,320		1,43,750	2,78,800
1909-10 ..	4,94,44,987	@9½%	33,06,816	5,01,553	97,784	14,23,491		0	2,80,614
1910-11 ..	5,20,51,478	@10¼%	43,81,660	4,73,198	92,314	16,86,660		0	2,52,907
1911-12 ..	5,36,02,464	Do.	47,42,692	4,69,487	1,13,777	12,47,097	Levied for the first time from 1st January 1921.	1, -	2,78,898
1912-13 ..	5,61,71,773	Do.	47,18,838	5,23,322	1,21,773	17,42,181		1, -	2,82,526
1913-14 ..	5,79,47,463	@9½%	46,41,022	5,61,300	1,29,771	17,30,687		1,43,750	2,91,288
1914-15 ..	5,95,41,390	Do.	48,49,431	5,19,818	1,37,640	9,82,310		1,43,750	2,92,086
1915-16 ..	6,34,16,191	Do.	52,31,367	5,18,773	1,27,587	20,19,097		1,43,750	3,04,644
1916-17 ..	6,54,13,865	Do.	62,16,432	5,61,416	1,31,072	18,70,836		1,43,750	3,52,877
1917-18 ..	6,80,28,001	Do.	64,75,284	5,36,976	1,59,940	20,40,305		1,43,750	3,71,221
1918-19 ..	8,29,75,130	Do.	72,19,049	6,04,540	1,53,340	19,54,588		1,43,750	3,88,009
1919-20 ..	8,58,18,734	Do.	74,65,411	6,11,812	1,66,515	21,03,440		1,43,750	4,16,461
1920-21 ..	9,32,34,165	Do.	74,88,798	7,32,766	1,68,785	21,19,082	77,100	1,43,750	4,41,881
1921-22 ..	10,37,70,215	Do.	84,79,101	7,85,667	1,69,128	21,59,676	14,92,162	1,43,750	3,78,981
1922-23 ..	11,23,08,688	@11%	1,04,97,115	12,15,320	1,74,991	16,90,572	15,33,024	1,43,750	3,81,343
1923-24 ..	12,64,47,414	Do.	1,11,11,263	10,72,941	5,29,030	16,31,076	15,39,712	1,43,750	3,85,106
1924-25 ..	12,71,95,123	Do.	1,22,50,837	12,09,720	2,58,637	18,76,808	13,69,466	1,43,750	3,74,220
1925-26 ..	12,13,65,375	Do.	1,22,22,099	12,46,630	3,73,115	14,54,259	14,02,427	1,43,750	3,72,168
1926-27 ..	13,70,80,569	Do.	1,27,10,860	10,61,676	2,32,848	16,67,980	11,30,500	1,43,750	3,84,585
1927-28 ..	13,90,74,323	Do.	1,26,61,950	11,63,926	3,28,853	14,38,817	11,34,033	1,43,750	3,98,360
1928-29 ..	14,16,41,656	Do.	1,26,09,968	10,19,412	1,29,878	15,46,677	13,37,095	1,43,750	3,76,410
1929-30 ..	14,79,63,078	Do.	1,27,10,958	12,71,765	1,33,550	13,71,364	15,40,191	1,43,750	3,92,339
1930-31 ..	15,00,14,383	Do.	1,29,50,189	10,83,448	1,55,650	16,38,968	12,65,114	1,43,750	3,71,452
1931-32 ..	14,64,68,460	Do.	1,29,87,243	10,58,141	1,58,166	11,591,29	7,37,367	1,43,750	4,19,347

M. R. TAMBE,
Chief Accountant.

No. 19—concluded.

	Contribution from Insurance Companies or Fire Tax.	Total Taxation Proper.	SERVICES RENDERED.		Total services rendered.	MISCELLANEOUS.		Total Income.	Year.	Population by Census.	Incidence of taxation per head of population.	Five years' average annual income.
			Halalkhore Tax.	Water Tax.		Government contribution for Police and City Improvement Trust.	Returns from Property and Miscellaneous.					
@3%	Rs. 1,20,657	Rs. 50,06,080	Rs. 9,32,655	Rs. 18,57,780	Rs. 27,90,435	Rs.	Rs. 12,98,624	Rs. 80,92,589	1908-08	Rs. a. p. 10 0 9	}
Do.	1,28,631	52,76,598	9,91,309	19,38,429	29,29,791	13,42,112	84,48,801	1908-07	8 7 10	
Do.	1,32,329	54,64,380	10,46,674	19,48,830	29,95,704	14,29,290	88,89,324	1907-08	977,22	8 10 8	} 1,00,16,089
Do.	1,47,822	56,17,266	11,19,322	20,04,169	31,23,411	15,49,871	1,02,88,048	1908-09	8 14 11	
Do.	1,63,367	64,16,245	11,92,349	20,11,788	32,04,134	16,03,482	1,12,13,864	1908-10	9 18 8	}
@3%	2,15,094	72,88,583	12,32,951	19,98,327	32,28,378	17,39,288	1,21,96,149	1910-11	10 11 0	
Do.	2,38,627	72,29,827	12,92,697	20,79,120	33,71,817	20,54,645	1,26,65,789	1911-12	970,445	10 18 2	} 98,70,679
Do.	2,63,629	77,66,564	13,50,838	21,70,948	35,21,781	14,53,244	1,27,41,589	1912-13	11 5 2	
Do.	2,44,222	77,42,246	13,65,128	21,85,484	36,70,662	} (e)	14,62,692	1,28,76,501	1913-14	11 10 8	}
@1%	1,92,048	70,47,003	14,17,648	22,14,012	36,33,660		17,23,703	1,24,18,986	1914-15	
Do.	2,06,494	85,51,602	14,68,367	22,28,021	37,91,608	14,67,880	1,28,31,070	1915-16	12 9 8	} 1,54,80,001
Do.	2,05,911	84,51,793	15,25,637	24,71,884	39,97,471	14,69,474	1,40,48,739	1916-17	12 11 11	
Do.	2,16,130	89,38,666	16,18,123	26,97,220	43,10,843	15,25,888	1,48,39,366	1917-18	13 9 4	}
Do.	2,84,982	1,07,46,393	18,34,068	29,17,603	48,11,670	18,16,181	1,78,74,184	1918-19	13 14 8	
Do.	2,92,625	1,11,99,814	19,89,162	30,98,308	50,92,470	20,84,643	1,88,16,927	1919-20	16 9 2	} 2,56,36,060
Do.	2,95,541	1,17,68,705	21,33,391	33,21,086	54,65,029	29,09,466	2,01,43,197	1920-21	14 10 8	
Do.	3,34,872	1,39,22,196	23,74,867	36,18,899	59,93,786	32,31,047	2,31,47,000	1921-22	1,176,914	16 16 8	}
@4%	4,75,504	1,81,95,379	26,47,245	42,48,252	74,95,497	30,62,887	2,67,53,463	1922-23	20 2 4	
Do.	5,16,139	1,97,29,007	28,65,950	53,67,314	82,33,264	39,59,338	3,79,31,509	1923-24	21 1 2	}
Do.	5,69,137	1,78,92,851	32,16,328	67,80,371	89,96,699	32,25,771	3,02,15,121	1924-25	22 18 5	
Do.	5,63,030	1,78,47,468	32,29,397	65,08,480	97,35,877	28,98,014	3,06,31,359	1925-26	23 5 9	}
Do.	5,88,106	1,79,19,995	32,45,007	73,73,802	1,06,18,609	35,97,093	3,21,35,697	1926-27	24 2 8	
Do.	5,81,350	1,78,54,095	32,96,001	68,54,362	1,01,50,363	37,03,830	3,17,08,288	1927-28	23 9 10	} 2,18,09,766
Do.	5,72,938	1,77,35,653	32,10,248	64,18,506	96,28,839	41,68,891	3,15,33,333	1928-29	23 4 4	
Do.	5,76,562	1,81,40,479	33,87,033	69,68,049	1,03,05,132	46,94,487	3,31,40,038	1929-30	24 8 1	}
Do.	5,97,877	1,81,97,143	32,28,684	64,42,081	96,71,665	41,77,859	3,20,46,672	1930-31	11,61,383	24 1 2	
Do.	5,88,148	1,72,01,291	32,61,662	63,97,023	96,58,685	50,54,200	3,10,14,176	1931-32	23 2 0	

(e) Exclusive of the amount of interest realized on Sinking Funds which was hitherto treated as income.

H. K. KIRPALANI,
Municipal Commissioner.

Appendix

Expenditure of the Bombay Municipality from the

Year.	General Superintendence.	Assessment and Collection.	Fire Brigade.	Public Works (Engineering) Department.	Public Health Department.	General Stores.	Pensions and Gratitudes and Provident Fund.	Police Charges.	Education.	Medical Relief.	Debt.	
	Rs.	Rs.	Rs.	Rs.	Rs.	Rs.	Rs.	Rs.	Rs.	Rs.	Rs.	
1863	94,884	1,26,472	Not traceable.	81,52,722	8,15,914	Not traceable.	845	1,41,881	
1866	1,31,022	53,638		12,82,917	14,40,293		14,480	2,95,169	20,554
1867	61,337	71,531		17,32,626	14,38,221		2,580	4,25,428	78,260
1868	70,950	87,602	22,708	12,29,594	10,45,862	9,012	8,782	4,17,069	2,19,977	
1869	1,09,879	1,25,691	28,818	12,51,420	8,57,425	8,212	5,624	2,25,637	8,81,268	
1870	1,32,302	1,12,498	20,898	13,72,927	6,29,784	8,046	10,224	4,24,905	4,46,187	
1871	1,22,852	1,12,251	21,251	16,11,527	7,84,485	6,482	7,788	5,90,572	7,949	4,75,704	
1872	1,15,980	1,22,254	4,425	12,38,987	7,21,222	*	7,221	2,27,209	9,821	2,52,971	
1873	1,16,575	1,41,208	20,848	10,70,919	7,95,380	*	8,928	2,40,892	10,000	8,06,270	
1874	1,11,869	1,29,022	25,216	10,52,829	7,38,129	*	8,080	2,44,825	10,000	2,09,022	
1875	1,18,202	1,38,708	20,068	9,20,091	7,42,258	*	8,691	2,32,220	10,000	22,000	7,15,561	
1876	1,09,189	1,42,257	27,754	9,70,125	7,07,681	11,157	2,57,784	10,000	36,000	7,09,127	
1877	1,10,164	1,43,972	24,122	8,22,548	7,49,550	8,201	2,54,522	10,000	28,000	5,57,792	
1878	1,12,927	1,44,167	27,517	8,12,027	7,90,481	2,008	2,61,661	15,000	28,000	8,66,222	
1879	1,21,927	1,34,372	28,280	8,22,627	8,04,225	12,024	2,64,204	17,000	28,000	6,91,202	
1880	1,25,422	1,27,726	24,200	8,62,191	7,52,410	7,749	2,52,165	17,500	26,000	6,42,880	
1881	1,22,051	1,52,107	22,242	9,16,659	7,99,021	8,608	2,57,752	17,500	20,422	7,47,200	
For 15 months, i.e., from 1st January 1882 to 31st March 1882, the calendar												
1882-83	1,82,715	1,87,848	78,645	14,01,108	10,14,785	12,202	4,54,024	22,125	24,948	12,28,222	
1882-84	2,01,021	1,42,217	55,222	10,55,222	9,12,212	40,222	2,62,222	22,500	27,222	8,12,021	
1884-85	1,62,222	1,64,217	61,977	11,21,222	9,10,222	22,222	2,01,748	22,500	24,512	7,87,222	
1885-86	1,66,222	1,84,217	43,222	12,24,222	2,22,222	12,212	2,62,222	22,700	21,242	7,97,222	
1886-87	1,72,222	2,17,124	70,222	12,02,222	10,10,112	12,122	2,61,212	22,204	22,222	8,02,222	
1887-88	1,70,222	2,12,122	69,222	12,64,222	10,75,222	20,222	2,61,222	1,24,215	40,222	22,27,222	
1888-89	1,69,222	1,98,222	1,12,222	14,21,222	11,22,410	12,470	2,59,140	20,222	28,222	14,20,115	
1889-90	1,77,122	1,22,222	62,222	12,62,222	11,22,222	22,122	2,58,222	20,222	22,222	14,22,222	
1890-91	1,82,122	2,22,222	1,22,222	16,22,222	12,02,222	22,122	2,58,222	22,222	22,222	15,22,122	
1891-92	1,21,022	2,41,022	22,222	16,22,222	12,22,222	22,222	2,58,222	20,222	22,222	16,22,405	
1892-93	1,20,222	2,52,122	1,47,222	17,22,222	12,01,222	22,222	2,52,222	27,222	40,222	21,27,222	
1893-94	2,22,222	2,42,222	1,02,222	16,41,222	12,22,222	27,222	2,52,222	27,222	40,222	21,27,222	
1894-95	2,11,222	2,47,222	1,14,222	16,67,222	12,70,222	27,222	2,74,222	27,222	21,222	20,22,222	
1895-96	1,22,222	2,40,222	1,15,222	17,21,222	12,75,222	40,222	2,01,222	22,222	22,222	21,10,222	
1896-97	1,22,222	2,48,122	1,07,222	16,52,222	14,02,222	22,222	2,51,222	22,222	22,222	20,22,222	
1897-98	2,14,222	2,50,222	1,18,222	16,10,222	15,22,222	70,222	2,00,222	1,02,222	22,222	22,20,222	
1898-99	2,10,222	2,57,122	1,02,222	14,12,222	15,22,222	22,222	2,01,222	1,14,222	22,222	2,41,222	
1899-1902	1,27,222	2,72,222	1,17,222	16,01,222	20,20,222	22,222	2,00,222	1,11,222	22,222	22,20,222	

Combined with Controller's Office.

No. 20.

year 1865 to the year 1931-32.

Contribution to the Bombay Improvement Trust.	Public Gardens.	Stores, Plant and Live Stock.	Municipal Building Fund.	Road Improvement Fund.	Investments Fund.	Plague Expenses.	Miscellaneous.	Total.	Year.	Five years' average annual expenditure.	
Rs.	Rs.	Rs.	Rs.	Rs.	Rs.	Rs.	Rs.	Rs.		Rs.	
		5,10,340					1,17,845	49,59,333	1865	} 38,77,203	
		82,059					1,25,240	36,01,922	1866		
		2,70,545					1,46,423	42,16,346	1867		
		3,32,723					37,775	34,77,088	1868		
							42,664	31,31,263	1869		
							29,416	33,92,185	1870	} 32,69,595	
							58,213	36,04,661	1871		
	27,278						(a) 1,37,883	31,16,888	1872		
	11,837						22,354	30,44,577	1873		
	14,473						46,645	29,90,663	1874		
	18,282						(b) 1,19,851	32,85,037	1875	} 31,65,669	
	21,638						47,696	31,80,438	1876		
	30,221						66,559	30,26,535	1877		
	21,190						71,103	32,70,324	1878		
	17,709						61,791	21,11,123	1879		
	26,752						44,321	36,57,922	1880	} 35,41,468	
	19,438		2,50,000				(c) 2,52,436	37,99,872	1881		
year being changed to the financial year, the expenditure was:-											
	28,929		80,000	19,000			38,740	47,88,522	1882-83		} 46,39,951
	20,283		30,000				32,934	37,16,812	1883-84		
	22,788		801				(d) 2,11,150	38,81,020	1884-85		
	23,864		99,194				98,336	40,68,940	1885-86		
	26,326		49,779				87,562	41,73,863	1886-87		
	42,123		50,221				39,486	53,12,620	1887-88	} 42,60,972	
	48,939		55,577				(e) 1,12,316	52,01,258	1888-89		
	65,153		24,459		3,000		58,533	50,42,405	1889-90		
	87,805		28,907		3,113		(f) 1,84,307	38,94,861	1890-91		
	77,226		27,901		3,274		2,07,780	37,32,073	1891-92		
	96,984				3,386		59,066	45,45,512	1892-23	} 71,87,147	
	(f) 2,20,453				5,64,972		28,321	69,62,938	1893-94		
	98,969				44,086		28,485	63,73,486	1894-95		
	64,028				1,48,180		15,519	67,02,316	1895-96		
	40,312				1,42,601	4,87,025	35,803	70,04,745	1896-97		
	71,447				26,478	5,00,000	1,20,712	74,26,969	1897-98	} 78,29,026	
	74,939				37,625	-5,00,000	(g) { 8,12,346 19,672	78,29,026	1898-99		
	78,280				25,216	-43,694	32,285	73,92,130	1899-1900		

(a) Includes write-off of loss in stores of Rs. 1,45,093.
 (b) Includes Rs. 50,000 for visit of H. R. H. the Prince of Wales.
 (c) Includes special adjustment of Rs. 2,24,827 for arranging the different loan fund.
 (d) Includes loss of Rs. 1,84,774 on the sale of the Panvel Brick Factory.
 (e) Includes Rs. 62,043 for loss on sale of investments.
 (f) Includes Rs. 1,84,365 for land acquired.
 (g) Write-off on account of frontage lands at Agripada.

Appendix

Year.	General Superintendence.	Assessment and Collection.	Fire Brigade.	Public Works (Engineering) Department.	Public Health Department.	General Stores.	Pensions and Gratuities and Provident Fund.	Police Charges.	Education.	Medical Relief.	Debt.
	Rs.	Rs.	Rs.	Rs.	Rs.	Rs.	Rs.	Rs.	Rs.	Rs.	Rs.
1906-01	2,24,044	2,26,719	1,12,839	17,61,178	21,66,479	..	76,929	6,03,458	1,11,980	58,977	25,03,811
1901-02	2,13,086	2,24,004	1,21,729	15,71,437	20,07,664	..	86,440	2,00,022	1,12,518	57,000	26,66,385
1902-03	2,16,797	2,22,939	1,10,182	15,90,956	20,05,939	68,852	5,97,504	1,10,474	56,290	27,11,361
1903-04	2,24,069	2,29,459	1,24,119	16,65,761	19,79,374	87,487	5,00,681	1,12,658	54,825	29,16,667
1904-05	2,29,316	2,18,017	1,24,282	18,91,939	18,46,302	18,904	74,324	5,01,076	1,59,768	57,000	28,23,869
1905-06	2,42,603	2,24,680	1,23,988	19,54,844	19,91,180	19,269	71,778	5,00,000	1,61,420	57,806	29,82,971
1906-07	2,06,306	2,29,321	1,23,015	19,29,265	21,46,791	27,369	75,303	5,01,882	1,63,816	66,218	31,77,715
1907-08	2,29,564	2,26,403	1,29,574	21,17,200	22,87,708	31,325	74,395	1,38,450	2,65,360	4,50,151	32,28,943
1908-09	2,71,046	2,73,684	1,71,929	23,92,891	24,24,003	29,436	86,623	..	2,76,585	4,64,535	32,98,247
1909-10	2,09,109	2,69,460	1,66,963	23,66,781	23,64,080	30,559	69,817	2,93,266	4,62,579	33,77,184
1910-11	2,39,088	2,85,549	1,86,087	24,16,332	21,03,537	31,688	84,224	..	4,17,124	4,64,416	36,07,269
1911-12	2,92,800	2,75,294	1,79,978	24,67,700	21,40,876	32,954	86,701	4,20,911	4,72,858	37,14,629
1912-13	2,14,525	4,40,806	2,27,304	25,62,084	22,16,541	34,669	86,913	4,78,511	4,46,160	38,43,397
1913-14	2,11,639	4,41,694	1,66,104	29,41,742	23,09,128	35,994	1,07,499	4,85,226	4,41,840	34,34,280
1914-15	2,13,678	4,18,898	1,96,577	30,02,420	23,15,264	36,771	1,11,204	5,03,374	4,39,280	37,62,252
1915-16	2,19,960	4,51,696	1,92,456	31,13,184	23,33,411	38,277	1,16,167	5,43,946	4,37,810	39,34,321
1916-17	2,39,014	4,28,398	1,92,698	31,61,770	25,23,365	40,598	1,46,580	5,91,873	4,35,980	41,11,104
1917-18	2,50,182	6,38,526	2,22,212	32,76,695	25,52,833	44,085	1,75,960	7,81,596	4,86,670	41,86,164
1918-19	2,78,723	5,29,127	2,57,944	33,46,954	31,77,671	46,820	1,81,955	9,27,207	4,89,328	44,80,260
1919-20	4,18,182	5,21,773	2,82,062	43,15,080	36,23,028	46,227	1,88,988	13,32,793	4,61,663	48,05,114
1920-21	4,18,660	5,87,191	3,70,709	49,51,268	† 39,59,741	60,816	2,18,660	16,87,818	4,86,216	46,28,735
1921-22	4,26,442	6,18,675	3,04,224	1,01,86,772	47,39,943	76,404	(s)	20,29,048	9,01,571	(s)
1922-23	4,31,031	6,66,432	4,02,392	1,27,64,487	38,24,312	80,079	(s)	22,72,762	9,83,038	(s)
1923-24	4,30,787	6,38,833	3,79,344	58,68,667	47,27,050	85,366	8,52,363	25,08,852	8,96,582	1,00,20,946
1924-25	5,04,317	7,04,573	3,40,468	59,80,631	46,80,440	75,167	4,04,919	26,32,656	9,03,884	1,08,14,689
1925-26	5,82,711	6,90,166	3,51,624	33,91,221	41,97,577	78,713	4,72,864	27,92,373	9,81,956	1,08,83,980
1926-27	5,34,607	7,09,867	3,27,018	62,80,276	41,86,288	70,366	4,83,348	31,18,202	14,44,718	1,08,41,661
1927-28	6,36,542	6,94,727	2,16,612	54,95,145	41,63,376	75,421	5,81,223	30,55,361	16,86,667	1,12,80,224
1928-29	5,40,173	5,61,208	3,35,320	55,18,018	41,28,598	63,565	6,53,227	29,47,784	16,27,649	1,21,36,185
1929-30	4,71,487	5,91,474	2,64,367	55,81,919	40,74,206	66,157	6,88,457	31,10,455	16,90,793	1,30,34,567
1930-31	4,58,414	5,10,305	2,37,520	61,40,678	35,78,622	68,384	7,26,679	29,97,740	18,23,641	1,29,95,715
1931-32	4,44,031	4,86,855	2,12,432	57,46,117	32,51,075	64,973	7,78,661	31,20,478	17,40,460	1,32,51,618

† Inclusive of Rs. 4,58,641 on account of Markets and Slaughter Houses and Rs. 26,147 on account of Census,

M. R. TAMBE,
Chief Accountant.

No. 20—concluded.

Contribution to the Bombay Improvement Trust.	Public Gardens.	Stores, Plant and Live Stock.	Municipal Building Fund.	Loan Works Establishment.	Investments Fund.	Plague Expenses.	Miscellaneous.	Total.	Year.	Five years' average annual expenditure.
Rs.	Rs.	Rs.	Rs.	Rs.	Rs.	Rs.	Rs.	Rs.		
1,74,605	69,870	55,400	—922	1,86,444	86,84,058	1900-01	} 84,87,864
4,81,000	57,688	59,259	38,695	82,26,458	1901-02	
2,00,000	58,874	53,128	75,124	24,53,298	1902-03	} 1,17,90,028
3,50,000	67,422	23,285	24,008	84,31,890	1903-04	
2,50,000	88,092	35,399	1,81,920	87,512	85,01,618	1904-05	} 1,02,32,221
2,50,500	64,751	39,877	2,26,588	(h) 2,62,359	92,74,242	1905-06	
2,00,000	64,735	39,626	2,43,044	18,946	85,20,790	1906-07	} 1,17,90,028
2,66,081	75,158	44,446	1,85,517	1,30,980	1,01,89,201	1907-08	
4,50,000	92,905	47,642	2,28,328	87,252	1,06,80,126	1908-09	} 1,17,90,028
7,80,000	98,964	1,21,917	2,00,918	(i) 2,66,178	1,18,97,050	1909-10	
8,35,000	91,210	49,473	1,87,334	1,21,399	1,12,81,872	1910-11	} 1,17,90,028
9,86,000	76,091	57,622	1,55,908	1,25,274	(j) 1,14,84,562	1911-12	
9,28,000	83,922	10,000	1,47,763	2,25,682	(k) 1,16,81,587	1912-13	} 1,17,90,028
9,23,993	91,638	10,000	1,24,682	2,15,193	(l) 1,20,48,926	1913-14	
9,76,938	92,295	10,000	1,27,633	2,59,869	(m) 1,24,32,191	1914-15	} 1,17,90,028
10,17,420	99,738	10,000	1,22,912	(n) 1,24,081	1,28,02,370	1915-16	
11,31,299	90,499	(p) 8,06,125	1,39,958	(o) 2,37,780	1,42,14,292	1916-17	} 1,17,90,028
10,92,118	61,558	(q) 61,899	1,22,160	2,39,492	1,42,51,821	1917-18	
11,52,687	93,025	(r) 17,320	1,26,500	12,38,060	1,70,35,649	1918-19	} 1,17,90,028
15,12,780	97,183	(s) 29,922	1,18,404	10,57,511	1,88,09,277	1919-20	
13,71,248	1,28,196	(t) 1,69,813	1,24,591	8,95,154	2,02,02,301	1920-21	} 1,17,90,028
13,76,674	2,24,288	2,68,427	1,16,688	8,95,638	2,24,54,954	1921-22	
17,25,007	2,24,769	8,18,883	1,20,689	11,77,228	2,61,61,489	1922-23	} 1,17,90,028
19,07,255	1,59,187	70,044	1,12,280	7,16,208	2,29,50,083	1923-24	
20,21,974	1,63,449	1,03,848	7,98,144	2,00,57,086	1924-25	} 1,17,90,028
22,22,470	1,65,147	91,674	6,58,264	2,20,87,636	1925-26	
22,39,225	1,66,412	26,011	74,216	6,70,844	2,01,62,656	1926-27	} 1,17,90,028
23,11,081	1,67,067	4,31,527	84,089	6,57,843	2,14,45,875	1927-28	
23,02,180	1,76,614	3,75,910	72,304	(u) 12,16,388	2,27,50,278	1928-29	} 1,17,90,028
22,92,678	1,76,841	2,47,292	76,836	5,88,200	2,30,00,329	1929-30	
23,10,878	1,88,454	64,690	4,46,937	2,26,47,552	1930-31	} 1,17,90,028
23,54,568	1,73,268	66,626	5,36,542	2,28,28,729	1931-32	

(h) Includes contribution of Rs. 2,00,000 towards celebrating the visit of H. R. H. the Prince and Princess of Wales.
 (i) Includes charges for Grain Compensation and Local Allowance and the loss sustained in the sale of unserviceable stores written off.
 (j) Excludes Rs. 5,00,000 transferred from revenue for writing off a portion of the Plague expenditure advanced from Loan Funds.
 (k) Excludes Rs. 2,10,093 transferred from revenue for writing off a portion of the Plague expenditure advanced from Loan Funds as well as the amount of investments of interest realized on Sinking and Special Funds.
 (l) Excludes Rs. 1,00,000 transferred from revenue for writing off the balance of the Plague expenditure advanced from Loan Funds as well as the amount of investment of interest realized on Sinking and Special Funds.
 (m) Excludes Rs. 25,455 being the write-off of the proportionate cost (paid out of Loan Funds) of the Halalkhore's Chawl at Vincent Road sold to the City Improvement Trust as well as the amount of investment interest realized on Sinking and Special Funds.

(n) Includes Rs. 25,000 being the contribution towards the cost of cadastra survey of the town and island of Bombay.
 (o) This includes Rs. 1,20,312 on account of discount on the conversion of 3 per cent. or 2½ per cent. Government Paper into 4 per cent. conversion loan of 1916-17.
 (p) This includes Rs. 2,38,134 being the amount of investment on account of sale proceeds of Municipal lands into Municipal Land and Building Fund.
 (q) This includes Rs. 41,899, Rs. 7,320 and Rs. 10,982 being the amount of investment on account of sale proceeds of Municipal Lands into Municipal Land and Building Fund.
 (r) This includes Rs. 1,59,813 do do.
 (s) As the Expenditure on Pensions and gratuities, &c., and Municipal Debt is allocated according to different service heads, no expenditure appears under these heads.
 (t) This includes Rs. 2,58,427 on account of sale proceeds of Municipal land to be transferred to Land and Building Fund.
 (u) Includes Rs. 7,00,000 being the contribution for Bal Jeebal Wadia Hospital for children.

H. K. KIRPAJANI,
 Municipal Commissioner.

Appendix No. 21.
CONTRASTED STATEMENT OF INCOME AND EXPENDITURE OF THE
BOMBAY MUNICIPALITY FROM 1865 TO 1931-32.

YEAR.	Income.	Expenditure.	DIFFERENCE.	
			Surplus.	Deficit.
	Rs.	Rs.	Rs.	Rs.
1865	23,63,787	49,59,333	25,95,546
1866	29,14,672	36,01,922	6,87,250
1867	30,40,524	42,16,346	11,75,822
1868	38,52,674	34,77,058	3,75,616
1869	33,93,226	31,31,358	2,61,868
1870	33,07,749	33,92,185	84,436
1871	28,71,160	38,04,661	9,33,501
1872	30,48,331	31,15,888	67,557
1873	33,24,108	30,44,577	2,79,531
1874	29,81,322	29,90,663	9,341
1875	31,43,526	32,65,027	1,21,501
1876	31,77,723	31,60,438	17,285
1877	32,41,452	30,36,535	2,04,917
1878	31,45,153	32,70,224	1,25,071
1879	33,41,174	31,11,122	2,30,052
1880	32,51,870	30,57,992	1,93,878
1881	38,73,694	37,98,872	74,822
From 1st January) 1882	46,12,240	47,53,632	1,41,392
to 31st March 1883				
(15 months.				
1883-1884	37,37,272	37,15,812	21,460
1884-1885	42,13,868	38,81,020	3,32,848
1885-1886	44,73,973	40,66,940	4,07,033
1886-1887	49,01,814	41,76,362	7,25,452
1887-1888	51,66,530	58,12,690	6,46,160
1888-1889	49,66,193	52,01,258	2,35,065
1889-1890	53,42,169	50,42,405	2,99,764
1890-1891	61,65,901	56,84,861	4,81,040
1891-1892	62,33,183	57,82,073	4,51,110
1892-1893	66,72,943	65,45,512	1,27,431
1893-1894	67,62,695	69,63,928	2,01,233
1894-1895	65,39,372	63,73,486	1,65,886
1895-1896	67,61,710	67,02,516	59,194
1896-1897	62,08,978	70,04,743	7,95,765
1897-1898	71,45,560	74,96,969	3,51,409
1898-1899	71,61,911	73,39,026	1,77,115
1899-1900	88,29,817	73,92,480	14,37,337
1900-1901	84,02,848	85,84,058	1,81,210
1901-1902	77,66,729	82,26,458	4,59,729
1902-1903	81,75,688	84,53,398	2,77,710
1903-1904	84,82,625	84,31,390	51,235
1904-1905	93,36,111	85,91,618	7,14,493
1905-1906	90,92,539	93,74,242	2,81,703
1906-1907	96,48,501	95,20,790	1,27,711
1907-1908	98,89,324	1,01,89,201	2,99,877
1908-1909	1,02,86,048	1,06,30,126	3,44,078
1909-1910	1,12,13,864	1,13,97,050	1,83,186
1910-1911	1,21,96,149	1,12,81,872	9,14,277
1911-1912	1,26,55,789	* 1,14,84,562	11,71,227
1912-1913	1,27,41,589	(a) 1,16,81,587	10,60,002
1913-1914	1,28,76,501	(b) 1,20,48,926	8,27,575
1914-1915	1,24,13,366	(c) 1,24,53,191	39,825
1915-1916	1,38,31,070	1,28,03,870	10,27,200
1916-1917	1,40,48,739	1,42,14,292	1,65,553
1917-1918	1,48,29,366	1,42,61,391	5,67,995
1918-1919	1,73,74,184	1,70,26,648	3,47,536
1919-1920	1,83,16,927	1,83,09,277	7,650
1920-1921	2,01,43,197	2,02,02,301	59,104
1921-1922	2,31,47,009	2,24,64,954	6,82,055
1922-1923	2,67,53,463	2,61,61,439	5,92,024
1923-1924	2,79,21,509	2,89,50,053	10,28,544
1924-1925	3,02,15,121	3,00,57,096	1,58,025
1925-1926	3,05,31,359	2,90,87,636	14,43,723
1926-1927	3,21,35,697	3,01,62,656	19,73,041
1927-1928	3,17,08,288	3,14,45,875	2,62,413
1928-1929	3,15,33,383	3,27,50,278	12,16,895
1929-1930	3,31,40,098	3,30,00,829	1,39,269
1930-1931	3,20,46,672	3,26,47,552	6,00,880
1931-1932	3,19,14,176	3,23,28,729	4,14,553

* This is exclusive of Rs. 5,00,000 utilized towards writing off a portion of the Plague expenditure.

(a) Do. " 3,10,032-7-4 do. do. do.

(b) Do. " 1,00,000 do. do. do.

(c) This is exclusive of Rs. 35,485 being the write-off of the proportionate cost (paid out of Loan Funds) of the Hahalkhore chawl at Vincent Road sold to the City Improvement Trust.

M. R. TAMBE,
Chief Accountant.

H. K. KIRPALANI,
Municipal Commissioner.

REVENUE.

No. MC/1A of 20th July 1932.

To

THE MUNICIPAL COMMISSIONER

FOR THE CITY OF BOMBAY.

SIR,

I have the honour to submit my Annual Report on the working of the Assessment and Collection Department during the year 1931-32.

I continued in charge of the Department from 1st April 1931 to 31st March 1932.

Rates of Taxation.—

The rates of taxation levied on land and buildings in the City were the same as in the preceding year: namely, General Tax including Fire Tax at 11½ per cent., Water Tax at 3½ per cent. and Halalkhor Tax at 3 per cent. The rates levied for the supply of water by meter measurement to different classes of properties continued the same as in the preceding year.

Property Taxes.—

The total number of properties standing in the Assessment Book on 31st March 1932 was 46,554 classified as under:—

Buildings	36,824
Salt Pans	68
Lands, including tanks, wells, etc.	9,662
	Total ..	<u>46,554</u>

as against 46,515 on 31st March 1931. Of the number registered, 36,551 were assessed to General Tax, 1,516 were exempted from it under Section 143 (1) (a) and (b) of the Municipal Act and 7,124 were not taxed, being small plots of waste land, etc. These last do not include lands belonging to Government, the City Improvement Trust, the Port Trust or the Railways which are separately assessed. The number of Municipal properties exempted from General Tax during the year was 1,363.

Buildings newly erected, demolished and enlarged in 1931-32 numbered 911, 670 and 468 respectively, the corresponding figures for the year 1930-31 being 754, 872 and 581.

	Rs.
Gross value on 1st April 1931	14,48,96,393
Rateable value on 1st April 1931	13,04,21,072
Gross value on 31st March 1932	14,64,68,460
Rateable value on 31st March 1932	13,18,35,939

	Rs.	a.	p.	Rs.	a.	p.
Demand.—						
For 1931-32	2,39,77,533	15	0			
Add—						
Demand outstanding on 1st April 1931 on account of previous years	27,85,722	4	9			
Demand issued during the year on account of previous years	1,15,032	11	8			
Balance of Government contribution due in lieu of General Tax under Section 144 (3) of the Act for 1930-31	5,18,023	1	0			
Supplementary claim in respect of such contribution on account of material variations in the number or extent of Government properties during the quinquennium 1924-29	31,632	14	6			
Due by the Port Trust for 1929-30 and 1930-31 on account of General Tax on the difference between the Awards for 1924-1929 and 1929-1934, the Trust having paid such tax according to the old Award	1,67,724	0	0			
Total demand ..	2,75,95,668	14	11			
Deduct—	Rs.	a.	p.			
Amount of bills for previous years recalled and cancelled	94,572	2	2			
Amount of Drawback allowed	4,12,100	14	0			
	<u>5,06,673</u>	<u>0</u>	<u>2</u>			
Total Net demand	2,70,88,995	14	9			

The total number of bills issued was 72,507, of which 71,974 were for 1931-32, and 533 for previous years.

	Rs.	a.	p.	Rs.	a.	p.
Collection.—						
Property taxes due for 1931-32 collected	1,89,34,112	10	0			
Part of Government contribution for 1931-32	26,178	11	0			
Balance of Government contribution for 1930-31	5,18,023	1	0			
Supplementary claim on account of Government contribution relating to the quinquennium 1924-1929	31,632	14	6			
Due by the Port Trust for 1929-30 and 1930-31 on account of General Tax on the difference between the Awards for 1924-29 and 1929-34	1,67,724	0	0			
Port Trust contribution for 1931-32	11,04,091	0	0			
Total ..	2,07,81,762	4	6			
Add—						
Bills for previous years collected	10,00,524	12	1			
Total collection ..	2,17,82,287	0	7			
Outstandings.—	Rs.	a.	p.	Rs.	a.	p.
On account of demands issued in respect of 1931-32	29,83,027	11	0			
On account of demands issued in respect of previous years	18,05,658	2	2			
Government contribution for 1931-32	5,18,023	1	0			
Total amount outstanding on 1st April 1932 ..	53,06,708	14	2			

Tax on Vehicles and Animals.—

The numbers of vehicles and animals taxed during the year (exclusive of those taxed under the Public Land Conveyances Act) were as under :—

	Rs. a. p.			Rs. a. p.		
						No.
4-wheeled vehicles drawn by animals						711
2-wheeled vehicles drawn by animals						727
Hand carts						1,336
Motor cars and lorries						6,524
Motor cycles						166
Motor cycles with side cars						91
Horses (including those in commission stables)						2,019
Ponies						54
Bullocks						1,262
Buffaloes and Donkeys						12
Demand.—						
For 1931-32	7,47,233	0	0			
Demand outstanding on 1st April 1931 on account of previous years	62,056	11	0			
Demand issued during the year on account of previous years	16,276	11	0			
Total demand	8,25,566	6	0			
Deduct—						
Bills for previous years recalled and cancelled.	9,440	10	0			
Total net demand	8,16,125	12	0			

The total number of bills for tax on vehicles and animals issued was 27,706, of which 27,043 were for 1931-32 and 663 for previous years.

	Rs. a. p.			Rs. a. p.		
Collection.—						
Due for 1931-32 collected	6,87,523	4	0			
Due for previous years collected	59,480	12	0			
Total amount of the tax collected	7,47,004	0	0			
Outstandings.—						
On account of demands issued in respect of 1931-32	59,709	12	0			
On account of demands issued in respect of previous years	9,412	0	0			
Total amount outstanding on 1st April 1932	69,121	12	0			
Total Demand, Collection and Outstandings of all Taxes.—						
Total net Demand {	Property Tax	2,70,88,995	14	9		
	Vehicle and Animal Tax.	8,16,125	12	0		
					2,79,05,121	10 9
Total Amount Collected {	Property Tax	2,17,82,287	0	7		
	Vehicle and Animal Tax.	7,47,004	0	0		
					2,25,29,291	0 7
Total amount Outstanding on 31st March 1932. {	Property Tax	53,06,708	14	2		
	Vehicle and Animal Tax.	69,121	12	0		
					53,75,830	10 2

Thus the total outstanding on 1st April 1932 was Rs. 53,75,830-10-2, which stood reduced on 30th June 1932 to Rs. 21,56,057-7-4 only, Rs. 32,03,322-6-10 having in the meanwhile been collected and bills amounting to Rs. 16,450-12-0 recalled and cancelled.

Comparison with Previous Years—

The net demand for and outstandings at the close of the year under report are compared below with those at the close of the preceding two years :—

Year.	Total net demand.	Outstanding on 31st March.
1931-32 ..	2,79,05,121	53,75,830
1930-31 ..	2,73,68,007	33,65,802
1929-30 ..	2,69,88,091	24,26,044

On 1st April 1932 the gross assessment was Rs. 14,43,79,924 against Rs. 14,48,96,393 on 1st April 1931.

Collection—Estimated and Actual.—

The amount collected during the year under report was Rs. 2,25,29,291-0-7 and therefore less by Rs. 14,72,914-14-4 than that collected during 1930-31. The total estimated collection budgetted for 1931-32 was Rs. 2,30,48,600; but the amount collected was less by Rs. 5,19,308-15-5 as under :—

Taxes.	Budget Estimate.	Collections including adjustments.	Difference.
	Rs.	Rs. a. p.	Rs. a. p.
General Tax including Fire Tax	1,30,38,900	1,24,61,995 11 7	less 5,76,904 4 5
Water Tax	61,29,100	63,26,695 14 0	more 1,97,595 14 0
Halalkhor Tax	31,30,600	29,93,595 7 0	less 1,37,004 9 0
Tax on Vehicles and Animals	7,50,000	7,47,004 0 0	less 2,996 0 0
Total	2,30,48,600	2,25,29,291 0 7	less 5,19,308 15 5

The following statements of comparative figures for 1931-32 and 1930-31 are appended :—

Statement A—Rateable value ; Statement B—General Tax ; Statement C—Water Tax ; Statement D—Halalkhor Tax ; Statement E—Total demand, collection and outstandings in respect of all Taxes.

Miscellaneous Receipts.—Miscellaneous receipts realised from Notices of Demand, Distress Warrants, Battaki Fees, Inspection Fees and other items amounted to Rs. 7,125-8-3, against Rs. 7,523-2-5 in the preceding year.

Meter Hire.—Receipts from Meter Hire amounted to Rs. 60,577-8-0 against Rs. 60,076-12-0 for the previous year ; Rs. 2,682-8-0 remained uncollected at the close of the year.

Street Number Plates.—The balance of amount in respect of Street Number Plate bills outstanding on 31st March 1931 was Rs. 68-4-0 of which Rs. 19-4-0 were collected during the year. Bills for Rs. 5-4-0 were cancelled, leaving a balance of Rs. 43-12-0 outstanding on 31st March 1932.

Exemptions.—The amount of exemption allowed in respect of General Tax on properties entitled to such exemption under Section 143 (1) (a) and (b) was Rs. 9,44,726-8-0 against Rs. 9,37,115-2-0 in 1930-31.

Drawback.—The total number of claims for one-fifth drawback received during the year was 10,357 against 7,734 in the preceding year, and the remission allowed on account thereof was Rs. 412,100-14-0 and Rs. 3,19,506-6-0 respectively.

Refund.—6,021 certificates as under were issued during the year of report for refund of taxes for that year and for previous years :—

	Rs.	a.	p.
General Tax	1,55,984	15	0
Water Tax on rateable value	39,615	3	0
Charges for water supplied by Meter Measurement		
Compounded Water Tax	3	0	0
Halalkhor Tax on value	53,478	1	0
Special Halalkhor Tax	121	8	0
Tax on Vehicles and Animals	849	5	0
Meter Hire	33	0	0
Notice Fees, &c.		
Total ..	Rs. 2,50,085	0	0

Complaints and Appeals against Valuations.—There were 622 complaints under Section 167 of the Act against assessments amounting to Rs. 23,99,362 gross, fixed during the currency of the year ; and 7,308 complaints under Section 163 against original assessments amounting to Rs. 5,28,64,777 gross. These assessments after investigation of the complaints were reduced to Rs. 21,58,617 and Rs. 4,93,98,656, the reduction amounting to Rs. 2,40,745 and Rs. 34,66,121, giving a percentage of 10.03 and 6.55 respectively.

There were 112 appeals to the Chief Judge, Small Causes Court, during the year under report. Of these 1 was against drawback disallowed and the other 111 against valuations under Section 162 (2) of the Municipal Act. Of these, 78 appeals were settled out of Court, 2 were dismissed, 14 were decided by the Court, 6 were withdrawn and 12 were pending at the close of the year.

(I) *Outstandings.*

The outstandings at the close of the year under report were much larger than at the close of the preceding year. The causes mentioned in the preceding year's report as responsible for considerable outstandings of property taxes continued to operate during the year with greater severity. Uncollected or irrecoverable arrears of rents or loss of rent by reason of continued voids coupled with worsening trade conditions compelled people to postpone payment of taxes. Time had to be granted or payment by instalments allowed in several cases of genuine difficulty.

The dispute in regard to the assessment of mills having not been settled, they were called upon in April 1931 to pay for 1930-31 the general and halalkhor taxes on the basis of the assessments for 1928-29, and similarly to pay the taxes for the first six months of 1931-32 in October 1931 subject to subsequent adjustments. All the mills with the exception of four paid the taxes for the eighteen months before the end of the year under report. The dispute was referred in December 1931 to two Counsel, Mr. Coltman on behalf of the Municipality and Mr. Bhulabhai Desai on behalf of the Millowners' Association, and on 14th December 1931 they in consultation with the Solicitors and technical experts of the two parties drew up a basis or formula for the valuation of mill properties. It was also agreed that the two technical experts, Mr. N. D. Kanga for the Municipality and Mr. Gilbert-Lodge for the Association, should apply the formula to the facts of each mill and arrive at an agreed sum or percentage on the several heads, namely, (1) the value of land, (2) cost of buildings and other improvements on the land, (3) percentage of return and (4) the net rateable value for a normal year—subject to discount or appreciation on account of the condition of the textile mills in each year.

As, however, these technical representatives could not come to an agreement on any point, the matter was finally referred to the arbitration of Sir Jamsetji Kanga (Advocate-General) representing the Municipality and Mr. Bhulabhai J. Desai representing the Millowners' Association with Diwan Bahadur K. M. Jhaveri as umpire. After a hearing lasting for three days (11th-13th April 1932), the Arbitrators gave their Award on the 14th April 1932. The mill properties are being measured jointly with the engineers of individual mills with a view to arriving at the rateable value of each mill in terms of the Award. The work, which was commenced in the 1st week of June last, is expected to be completed in the course of a few weeks more.

The amounts outstanding against different parties are as under :—

Particulars.	Amount outstanding on 31st March 1932.		
	Rs.	a.	p.
(1) Government Contribution (General tax balance for 1931-32 under Section 144)	5,18,023	1	0
(2) Government (Water and Halalkhor Taxes)	14,805	0	0
(3) City Improvement Trust	65,102	6	0
(4) G. I. P. Railway	61,297	9	0
(5) B. B. & C. I. Railway	75,074	1	0
(6) Mills (Textile)	32,93,599	10	0
(7) Other ratepayers	13,47,928	15	2
Total	Rs. 53,75,830	10	2

As Government have since 1929-30 been paying their contribution in lieu of General Tax in arrear, they paid the amount shown above in April 1932.

Of the amount of Rs. 32,93,599-10-0 shown outstanding against the mills according to the revised valuation appealed against, Rs. 20,18,580-9-0 paid by them provisionally have since been adjusted leaving a balance of Rs. 12,75,019-1-0 outstanding. Out of this amount Rs. 11,00,628 represents the difference in taxes on the old and the revised valuations and must be held to be outstanding by agreement pending final settlement.

Excluding the outstandings against public bodies and the Mills, the outstandings against other ratepayers amount to Rs. 13,47,928-15-2 as detailed above, against Rs. 10,21,018, Rs. 7,58,940, Rs. 11,40,268 for the years 1930-31, 1929-30 and 1928-29 respectively.

(II) G. I. P. Railway Properties.

The question of levying water and halalkhor taxes in respect of the properties belonging to the G. I. P. Railway Administration on a contract basis under Section 135 (4) of the Indian Railways Act, 1890, as suggested by the Government of India (Railway Board), is still under correspondence with the Railway Company.

(III) Bombay Port Trust Properties.

The Award in respect of the assessment of the Bombay Port Trust properties for the quinquennium 1929-34 was published during the year and resulted in an increase of Rs. 83,862 per annum in the general tax payable by the Trust over the amount due under the preceding Award. The question of assessment of vacant lands belonging to the Trust is still under correspondence.

The joint inspection of structures built on the Trust's lands let on monthly tenancy undertaken in the preceding year was completed during the year under report and after the statement embodying the results is completed and is confirmed by the Port Trust Authorities, a supplementary claim will be preferred against them.

(IV) Refund and Drawback.

The question of substituting a single system of rebate for the existing dual system of refund under Sections 174 and 179 of the Municipal Act and drawback of the general tax under Section 158 of the said Act, which was under consideration since 1926, was dealt with in a report dated 5th February 1931 showing the impracticability of such substitution. The question is being considered by the Standing Committee.

(V) Charitable Properties.

The method of assessing charitable and quasi-charitable properties and the question of the amendment of the Municipal Act required in that behalf, which were under consideration since 1925, were settled on the basis of a report submitted from this Department, the Corporation agreeing that the law as it stood was adequate to afford the requisite relief in the case of all charitable properties (Corporation Resolution No. 4068 dated 3rd August 1931).

(VI) Reorganisation and Retrenchment.

The Assessment and Collection Department had not undergone any material change in recent times to suit its work to present-day conditions. Proposals for reorganisation coupled with retrenchment were submitted during the year. The work of the different sections in the

Head Office was re-arranged and the number of clerks which stood at 104 was reduced to 90 (including 1 temporary, retained for completing the cadastral survey work). Two temporary peons were also reduced, retaining one for the cadastral surveyor. In consultation with the Ward Superintendents the sections of the different wards were re-arranged and the work redistributed, with the result that the number of sections and therefore of Ward Inspectors in charge of them was reduced from 108 to 96; the number of peons was also reduced by two. The total saving thus effected was Rs. 36,336 per annum, namely, Rs. 18,816 in respect of the Head Office and Rs. 17,520 in respect of the Ward Offices. To provide for increased and better supervision of the steadily increasing work of the Department, five new appointments of Chief Clerks were proposed at a total annual average cost of Rs. 15,150. The total net saving in annual recurring expenditure on establishment thus effected was Rs. 21,186 or Rs. 23,041, taking the salary of the Chief Clerk's post at the proposed revised grade of Rs. 175—240. These proposals having received due sanction were brought into effect on the 1st March 1932.

The Retrenchment and Reforms Enquiry Committee in para. 8 of their Tenth Report, dated the 15th November 1929, recommended that the card index type of register should be introduced in place of the bound book-form of register in use in connection with the levy of wheel tax. Mr. Bird, the Test Audit Officer, in para. 71 had recommended the frame bound or visible card index type of register on the ground that it "has for certain purposes many advantages over the bound book form of register", as "a record could be maintained which would show at a glance the progress of the collection". The subject was discussed with Mr. W. G. Arthur of the local branch of Messrs. Roneo Ltd., who are experts in this line. Mr. Arthur, after acquainting himself with our system of the issue of bills, daily inspection of motor vehicles found running on roads and of correspondence and the work entailed in connection with disputed bills, came to the conclusion that it was not possible to devise any card index system suited to the requirements of the Department. It was therefore decided to improve upon the form of Registers in use. With a view to the saving of the enormous clerical labour involved in copying afresh every year of the particulars in numerous bulky registers of abnormal size, namely, the register numbers of vehicles with their descriptions, the names and addresses of their owners, etc., a new form of register was devised in consultation with the recently appointed Record Inspector. Forms for this new Register have been printed on ordinary foolscap (instead of crown folio) sized paper and it consists of two parts: the first part will constitute a permanent record of the particulars mentioned above and is expected to last for about twelve years; and the second, recording other relevant particulars, such as the dates of inspection, the dates on which the vehicles were found running on the roads, the issue of bills, their recovery, etc., will be replaced by a new set of pages every six years. The cost of this register is estimated at Rs. 74 per year against Rs. 334 which the registers previously in use cost. The resulting saving thus effected will be Rs. 260 per year. The Municipal Commissioner having approved of this new form of register, it was brought into use from the current official year.

Other avenues to economy were also explored and the savings effected under various heads during the year were considerable. A reduction of Rs. 35 was obtained in the monthly rent of the B Ward Office after prevailing upon the landlord to carry out certain necessary improvements; a saving of Rs. 100 per month was effected in the rent of the A Ward Office by shifting the office to the rear flat on the same floor of the building; and the landlord of C Ward Office was prevailed upon to reduce the rent by Rs. 10 per month. Savings were also effected under the Establishment grants by various expedients; and under the grants for printing and stationery, by revision of forms and the use of cheaper qualities of paper. The total savings during the year under report were as under:—

	Rs.	a.	p.
Establishment	17,552	11	0
Printing, Stationery and Advertisements	1,694	14	8
Contingencies	903	4	3
Rent, Repairs to Buildings, etc.	2,185	10	4
Total Rs.	22,336	8	3

I have the honour to be,
Sir,
Your most obedient servant,

N. S. KOWSHIK,
Assessor and Collector.

STATEMENT "A."

Rateable Values.

Years.	Original Gross value.	Amount after disposal of complaints.		Amount of subsequent reduction by demolition, complaints, &c. during the year.	Gross value after deduction of subsequent reduction.	Subsequent enhancement by new buildings, enlargements, &c., during the year.	Total Gross value.	Final difference over preceding year's gross value.	Rateable value.	Classification of Rateable value.			
		No. of complaints against the opening value.	Gross value after disposal of complaints.							Chargeable to General Tax.	Exempted from General Tax under Section 143 (1) (a) (b).	For which no bills for General Tax are issued.	Total Rateable value.
1	2	3	4	5	6	7	8	9	10	11	12	13	14
	Rs.	Rs.	Rs.	Rs.	Rs.	Rs.	Rs.	Rs.	Rs.	Rs.	Rs.	Rs.	Rs.
1930-31	14,48,22,976	6,628	14,83,72,170	27,05,671	14,56,66,499	43,47,884	15,00,14,383	20,51,305	13,50,26,397	12,68,71,704	81,46,180	8,513	13,50,26,397
1931-32	15,12,44,949	11,522	14,48,96,393	20,41,183	14,28,55,210	36,13,250	14,64,68,460	35,45,923	13,18,35,939	12,36,23,002	81,95,807	17,130	13,18,35,939

STATEMENT "B."

General Tax.

1930-31.		1931-32.	
Rs. a. p.	1,30,25,816 2 0	Rs. a. p.	1,45,90,246 14 0
1	General Tax levied at 11½ per cent. from the Public, City Improvement Trust, Mills and Railways.	4	Total of columns 1, 2 and 3.
Rs. a. p.	5,44,201 12 0	Rs. a. p.	1,25,68,352 8 0
2	Compounded sum payable by Government under Section 144 (3) of the Act.	5	General Tax levied at 11½ per cent. from the Public, City Improvement Trust, Mills and Railways.
Rs. a. p.	10,20,229 0 0	Rs. a. p.	5,44,201 12 0
3	Compounded sum payable by the Port Trust under Section 145 (3) of the Act.	6	Compounded sum payable by Government under Section 144 (3) of the Act.
Rs. a. p.	1,45,90,246 14 0	Rs. a. p.	11,04,091 0 0
4	Total of columns 1, 2 and 3.	7	Compounded sum payable by the Port Trust under Section 145 (3) of the Act.
Rs. a. p.	1,25,68,352 8 0	Rs. a. p.	1,42,16,646 4 0
5	General Tax levied at 11½ per cent. from the Public, City Improvement Trust, Mills and Railways.	8	Total of columns 5, 6 and 7.
Rs. a. p.	5,44,201 12 0	Rs. a. p.	3,73,601 10 0
6	Compounded sum payable by Government under Section 144 (3) of the Act.	9	Difference between columns 4 and 8.
Rs. a. p.	11,04,091 0 0		
7	Compounded sum payable by the Port Trust under Section 145 (3) of the Act.		
Rs. a. p.	1,42,16,646 4 0		
8	Total of columns 5, 6 and 7.		
Rs. a. p.	3,73,601 10 0		
9	Difference between columns 4 and 8.		

STATEMENT "C."

Water Tax.

1930-31.		1931-32.		Difference.	
Rs. a. p.	32,36,655 5 0	Rs. a. p.	67,179 10 0	Rs. a. p.	1,65,430 9 0
1	On rateable value @ 3½ per cent.	6	Compounded Water Tax.	Less	
Rs. a. p.	68,399 10 0	Rs. a. p.	32,41,469 1 0	Rs. a. p.	1,220 0 0
2	Compounded Water Tax.	7	By Meter Measurement.	Less	
Rs. a. p.	29,97,966 8 0	Rs. a. p.	63,79,873 7 0	Rs. a. p.	2,43,502 9 0
3	By Meter Measurement.	8	Total of columns 5, 6 and 7.	More	
Rs. a. p.	63,03,021 7 0	Rs. a. p.	1,65,430 9 0	Rs. a. p.	76,852 0 0
4	Total of columns 1, 2 and 3.	9	On rateable value @ 3½ per cent.	More	
Rs. a. p.	30,71,224 12 0	Rs. a. p.	1,220 0 0		
5	On rateable value @ 3½ per cent.	10	Compounded Water Tax.		
Rs. a. p.	67,179 10 0	Rs. a. p.	2,43,502 9 0		
6	Compounded Water Tax.	11	By Meter Measurement.		
Rs. a. p.	32,41,469 1 0	Rs. a. p.	76,852 0 0		
7	By Meter Measurement.	12	Difference of columns 4 and 8.		
Rs. a. p.	63,79,873 7 0				
8	Total of columns 5, 6 and 7.				
Rs. a. p.	1,65,430 9 0				
9	On rateable value @ 3½ per cent.				
Rs. a. p.	1,220 0 0				
10	Compounded Water Tax.				
Rs. a. p.	2,43,502 9 0				
11	By Meter Measurement.				
Rs. a. p.	76,852 0 0				
12	Difference of columns 4 and 8.				

STATEMENT "D."

Halakhori Tax.

1930-31.		1931-32.		Difference between columns 3 and 6.	
On rateable value at 3 per cent.	On special services.	Total of columns 1 and 2.	On rateable value at 3 per cent.	On special services.	Total of columns 4 and 5.
1	2	3	4	5	6
Rs. a. p.	Rs. a. p.	Rs. a. p.	Rs. a. p.	Rs. a. p.	Rs. a. p.
33,68,149 0 0	1,33,786 5 0	35,01,935 5 0	32,62,389 9 0	1,28,626 11 0	33,81,016 4 0
Rs. a. p.	Rs. a. p.	Rs. a. p.	Rs. a. p.	Rs. a. p.	Rs. a. p.
1,20,920 1	Less.				

STATEMENT "E."

Total Demands, Collections and Outstandings including Wheel Tax.

Years.	Net demand issued.	Collections.	Outstandings.	REMARKS.								
1	2	3	4	5								
	Rs. a. p.	Rs. a. p.	Rs. a. p.									
1930-31	2,73,68,007 15 8	2,40,02,205 14 11	33,65,802 0 9	<p>Outstandings:—Rs. 33,65,802-0-9, includes Rs. 5,18,023-1-0 on account of Government Contribution in lieu of General Tax under Section 144 (3) of the Act for the year 1930-31.</p> <p>Collections:—Rs. 2,40,02,205-14-11 includes amounts paid by Government on account of General Tax as under:—</p> <table style="margin-left: 40px;"> <tr> <td></td> <td style="text-align: right;">Rs. a. p.</td> </tr> <tr> <td>(1) Part Contribution for 1930-31 ..</td> <td style="text-align: right;">26,178 11 0</td> </tr> <tr> <td>(2) Part Contribution for 1929-30 ..</td> <td style="text-align: right;">5,20,957 14 0</td> </tr> <tr> <td>(3) Supplementary claim on account of variation of Award for 1924-29 ..</td> <td style="text-align: right;">48,986 0 0</td> </tr> </table>		Rs. a. p.	(1) Part Contribution for 1930-31 ..	26,178 11 0	(2) Part Contribution for 1929-30 ..	5,20,957 14 0	(3) Supplementary claim on account of variation of Award for 1924-29 ..	48,986 0 0
	Rs. a. p.											
(1) Part Contribution for 1930-31 ..	26,178 11 0											
(2) Part Contribution for 1929-30 ..	5,20,957 14 0											
(3) Supplementary claim on account of variation of Award for 1924-29 ..	48,986 0 0											
1931-32	2,79,05,121 10 9	2,25,29,291 0 7	53,75,830 10 2	<p>Outstandings:—Rs. 53,75,830-10-2 includes Rs. 5,18,023-1-0 on account of Government Contribution in lieu of General Tax under Section 144 (3) of the Act for the year 1931-32.</p> <p>Collections:—Rs. 2,25,29,291-0-7 includes amounts paid by Government on account of General Tax as under:—</p> <table style="margin-left: 40px;"> <tr> <td></td> <td style="text-align: right;">Rs. a. p.</td> </tr> <tr> <td>(1) Part Contribution for 1931-32 ..</td> <td style="text-align: right;">26,178 11 0</td> </tr> <tr> <td>(2) Part Contribution for 1930-31 ..</td> <td style="text-align: right;">5,18,023 1 0</td> </tr> <tr> <td>(3) Supplementary claim on account of variation of Award for 1924-1929 ..</td> <td style="text-align: right;">31,632 14 6</td> </tr> </table> <p style="text-align: center;">and</p> <p>Difference in General Tax for 1929-30 and 1930-31 from the Port Trust under Section 145 (3) of the Act on settlement of the Award for the quinquennium 1929-1934. 1,67,724 0 0</p>		Rs. a. p.	(1) Part Contribution for 1931-32 ..	26,178 11 0	(2) Part Contribution for 1930-31 ..	5,18,023 1 0	(3) Supplementary claim on account of variation of Award for 1924-1929 ..	31,632 14 6
	Rs. a. p.											
(1) Part Contribution for 1931-32 ..	26,178 11 0											
(2) Part Contribution for 1930-31 ..	5,18,023 1 0											
(3) Supplementary claim on account of variation of Award for 1924-1929 ..	31,632 14 6											

No. T D./67 of 1932-33.

BOMBAY, 26th July, 1932.

FROM

THE TOWN DUTY OFFICER,

To

THE MUNICIPAL COMMISSIONER.

SIR,

I have the honour to submit my Report on the working of the Town Duty Department for the year 1931-32.

2. The rates of duty leviable during the year were the same as in 1930-31. Duty also began to be levied at 10 annas per Bombay Maund on Vegetable Product arriving in the City from the beginning of this year, as authorized under Bombay Act No. XIX of 1930.

3. The total town duty collections, refunds and net receipts during the years 1930-31 and 1931-32 are summarized below :—

	1930-31.			1931-32.		
	Rs.	a.	p.	Rs.	a.	p.
Gross Collections	30,50,948	8	5	28,67,865	15	3
Refunds	12,87,714	0	0	16,35,582	2	0
Net Revenue	17,63,234	8	5	12,32,283	13	3
Decrease during the year...	Rs. 5,30,950 11 2					

Full details of this decrease are given in the annexed appendix.

4. Following on the heavy arrivals of sugar in February and March 1931, there was a further huge import of Russian Beet and other sugar in April, the number of bags stamped with Municipal marks in these three months being 9,08,877, and in April alone 3,88,191. The Marking and Inspecting staff came out of the ordeal well and departmental sealing in the Docks of Vegetable Product cases was also started from 1st April, but in spite of the whole out-door staff having been overburdened, no trouble was caused to the trading public.

5. With this big import of sugar weighing on the market later arrivals fell off, causing a reduction in the year's net realizations from sugar of Rs. 5,61,750. The average net duty on sugar for 1930-31 and 1931-32 was, however, Rs. 4,83,000 against an average of Rs. 3,72,000* for the five years ending 1929-30.

6. There have also been big reductions in the duty on wines and spirits and timber which to a certain extent reflect the gloomy economic situation. But with the new duty on Vegetable Product and small increases on grain and ghee the total net receipts show a reduction of Rs. 5,31,951. The average net receipts for 1930-31 and 1931-32, however, come to Rs. 14,98,000 against an average of Rs. 14,42,000* for the preceding five years.

7. The total net revenue derived from the non-refundable duty on raw cotton and the Government and Municipal shares thereof as compared with 1930-31 are shown below :—

	1930-31.			1931-32.		
	Rs.	a.	p.	Rs.	a.	p.
Net Revenue after deduction of collection charges	19,51,933	10	8	17,20,523	4	0
Government share 4/7ths	16,86,819	3	10	9,83,156	2	4
Municipal share 3/7ths	12,65,114	6	10	7,37,367	1	8
Decrease in the Municipal share over 1930-31 ..	Rs. 5,27,747 5 2					

* After deducting collection charges.

8. This decrease is due to the heavy failure of the cotton crop during the year in many of the growing districts as a result of which imports of Indian cotton into the City from 1st September 1931 to 14th July 1932 amount to only 14,42,117 bales against 28,64,538 during the same period in the preceding season. As an instance of the havoc wrought by the last year's abnormal rains, the number of bales reported to have been pressed in the Central Provinces and Berar during this season is 4,62,557 against 12,69,496 in 1930-31.

9. The total number of refund claims received during the year was 43,509 against 47,211 in 1930-31 but they covered a larger number of export notes.

10. For the reason stated in para. 5 above 12,65,358 sugar bags were stamped during the year with Municipal Marks against 15,55,204 in 1930-31. Stamping was extended during the year to jagree packages, both gunny and matting, and the number stamped was 1,18,088. By the end of the year sugar candy packages were further subjected to compulsory marking. The staff also sealed 52,270 Vegetable Product cases.

11. During the year detailed inspection was instituted of dutiable goods loaded into Railway wagons direct from carts and motor lorries at Carnac Bridge under the full load system.

12. With the exception of Vegetable Product the Schedule of Town Duties in the Municipal Act has remained stationary since 1878 for both the articles included therein and the maximum duties leviable, except that in 1888 the duty on grain was raised by two annas per candy and the *ad valorem* duty of 1½ per cent. on sugar was replaced by a fixed duty of eight annas per cwt. The complexities of the Municipal administration have since grown enormously and the Town Duty Schedule based on the prices and conditions of those days is out of date, and quite inadequate for present day needs, for while in 1900-01 and 1910-11 Town Duties contributed about 13 per cent. of the total revenue and in 1920-21 about 10 per cent., their contribution to the total Income in 1930-31 was only 5 per cent. The duty on firewood has gone down in the last fifteen years from Rs. 70,000 to little more than Rs. 40,000 as charcoal and kerosine oil have supplanted it for household uses, while steel columns, beams and joists and reinforced cement concrete floorings have replaced timber to a great extent for building purposes causing a gradual reduction of about Rs. 50,000 in the duty thereon, and with a big local manufacture of Vegetable Product about to start the duty thereon will soon be heavily reduced. The Municipal Borough of Ahmedabad, with a population now exceeding 3,00,000, taxes all articles entering its limits and it is about time some more articles were added to the Bombay Octroi Schedule. For instance, a town duty of Re. 1 per Bengal Maund on tea, coffee and cocoa which works out at barely 2½ pies per lb. would bring in Rs. 1,50,000 net and with town duties on grain, sugar and ghi there seems little reason to exempt biscuits, sweets and confectionery, preserves jams and jellies, butter and edible oils, etc. Small town duties on these and other aforesaid articles as also on matches, boots shoes and slippers, rubber tyres and tubes, paper cardboard and blank books, etc., etc., would produce a substantial revenue and there will be no difficulty in effectively checking the exports for purposes of refund. The proposal started a decade ago of levying terminal taxes has been shelved, and besides the opening of the Kathiawar ports to foreign trade has changed its aspect greatly. The addition, so as not to injure trade or industry, of some new items to Schedule H of the Municipal Act therefore seems a fair proposition, and with experience of its working the list can be revised and augmented from time to time. At the same time the rate for grain can safely be raised to eight annas per Khandi and those for liquor and beer can easily be doubled, for eight annas per gallon on spirits would merely mean Re. 1 per dozen bottles, quart size, and one anna per gallon on beer two annas per dozen bottles of the same size. The question also arises why the term "wines and spirits" in Schedule H should not be extended to all medicated wines, like St. Raphael's Wine, Vibrona Wine, etc.

I have the honour to be,

Sir,

Your most obedient servant,

M. J. ANTIA,

Town Duty Officer.

Appendix.

STATEMENT contrasting the Collections, Refunds and Net Revenue from Town Duties for the years 1930-31 and 1931-32.

ARTICLES.	COLLECTIONS.				REFUNDS.				NET REVENUE.			
	1930-31.	1931-32.	Increase in 1931-32.	Decrease in 1931-32.	1930-31.	1931-32.	Increase in 1931-32.	Decrease in 1931-32.	1930-31.	1931-32.	Increase in 1931-32.	Decrease in 1931-32.
	Rs. a. p.	Rs. a. p.	Rs. a. p.	Rs. a. p.	Rs. a. p.	Rs. a. p.	Rs. a. p.	Rs. a. p.	Rs. a. p.	Rs. a. p.	Rs. a. p.	Rs. a. p.
Grain, @ annas 6 per candy	7,49,498 9 9	8,56,861 0 10	1,07,367 7 1	3,05,600 9 0	3,99,615 15 0	93,915 6 0	} 4,14,254 11 9	4,35,326 1 8	21,071 5 11
Flour, @ annas 4½ per candy	5,687 0 0	7,548 5 10	1,861 5 10	35,325 5 0	29,567 6 0	5,757 15 0				
Sugar, @ annas 8 per cwt.	16,47,031 7 6	13,37,571 1 11	3,09,460 5 7	8,72,787 14 0	11,25,077 13 0	2,52,289 16 0	7,74,243 9 6	2,12,493 4 11	5,61,750 4 7
Wines and Spirits, @ annas 4 per Imperial gallon	1,76,590 4 9	1,21,682 11 8	54,907 9 1	13,400 3 0	3,936 4 0	4,463 15 0	1,63,190 1 9	1,12,746 7 8	50,443 10 1
Beer, @ ples 6 per Imperial gallon	43,120 8 0	38,794 0 0	4,326 8 0	13,646 12 0	10,720 10 0	2,926 2 0	29,473 12 0	28,078 6 0	1,400 6 0
Ghee, @ annas 10 per Bombay maund	2,17,720 2 6	2,20,168 3 1	2,468 0 7	10,424 12 0	10,324 2 0	100 10 0	2,07,295 6 6	2,09,864 1 1	2,568 10 7
Vegetable Product, @ annas 10 per Bombay maund	96,755 6 0	96,755 6 0	22,690 6 0	22,690 6 0	74,065 0 0	74,065 0 0
Timber, @ 2½ per cent. on Market value	1,68,534 0 11	1,47,190 5 8	21,358 11 3	36,523 9 0	28,749 10 0	7,778 15 0	1,32,005 7 11	1,18,430 11 8	13,574 12 3
Firewood, @ annas 2 per candy	42,771 7 0	41,233 6 10	1,488 0 2	42,771 7 0	41,233 6 10	1,488 0 2
Sundry adjustment	1 5 5	2,08,452 3 6 1 5 5	3,91,536 2 1	3,68,895 11 0	21,027 9 0	1 5 5	97,705 0 6 1 5 5	6,28,657 1 1 97,705 5 11
Total Rs. ..	30,50,948 3 5	23,67,865 16 3		1,33,082 9	2,12,87,714 0 0	16,35,582 2 0	3,47,868 2 0	...	17,63,234 8 5	12,32,233 13 3		5,30,950 11 3

M. J. ANTIA,
Town Duty Officer.

No. M.-C.-62 of 1932-1933.

Bombay, 7th July 1932.

FROM

THE CITY ENGINEER,

TO

THE MUNICIPAL COMMISSIONER

FOR THE CITY OF BOMBAY.

Subject:—*Administration Report of the City Engineer's Department for the year 1931-32.*

SIR,

I have the honour to forward herewith the Administration Report of the Departments under my control for the year 1931-32.

2. The report is divided into the following sections:—

- (1) Architectural.
- (2) Buildings.
- (3) Acquisition and Land Management.
- (4) Mechanical.
- (5) Works.

(1) **Architectural Branch.**

Upkeep and Repairs of Municipal Buildings.

3. During the year under report Messrs. Pallonji Edulji & Co. were the contractors for annual repairs and petty works in A and B Wards, Mr. Anand Giga for C, D and E Wards and Messrs. A. Kazi & Co. for works in F and G Wards. Their rates were 18 per cent., 13½ per cent. and 16½ per cent. respectively below Schedule rates.

4. Messrs. Kesra Fusa & Co. were the contractors for painting works and their rates were 23 per cent. below Schedule rates.

5. The Building and Repair Works entrusted to the P. W. Contractors during the year amounted to Rs. 1,61,511-3-9.

6. The painting works entrusted to the Painting Contractors amounted to Rs. 18,201-7-0. Plague measures taken during the year:—

7. No new camps were erected in 1931-32. The semi-permanent Health Camps at Sukhlaji Street and Colaba were maintained at a total cost of Rs. 1,763-1-3.

8. The number of Municipal properties was about 535 and that of the properties acquired in connection with development schemes was about 250.

Markets.

9. As owing to financial stringency there was no likelihood of funds being available in the near future for the work of constructing a market at Matunga, the land leased from the City Improvement Trust for the purpose was surrendered to the Trust as approved under Corporation Resolution No. 9683 of 18th January 1932.

10. Negotiations with the City Improvement Trust for the acquisition of land for the proposed market for the Dadar Parsi Colony are still going on.

11. It was proposed to construct a Municipal market at Bhoiwada on the City Improvement Trust plot of land; but as the proposition was not found to be remunerative, an offer from a party for construction of a private market is under consideration.

Latrines, Urinals and Bathing Places.

12. A revised estimate, at the tender rates of Messrs. C. Nanalal & Co., amounting to Rs. 10,134 for the work of constructing a block of 14 W. Cs. and a septic tank at the Bandra Slaughter Houses, was approved by the Corporation under their Resolution No. 1267 of 7th May 1931. The work has been completed by the contractors Messrs. C. Nanalal & Co. at a total cost of Rs. 9,653-14-6.

13. The tender of Mr. Tribhovandas Lovji amounting to Rs. 17,144-7-0 for the work of constructing public conveniences at Mathew Road near Sandhurst Bridge was accepted by the Standing Committee under their Resolution No. 8795 of 16th December 1931 and the work was commenced by the contractor on 26th January 1932.

14. The work of constructing W. Cs. and Urinals at Palton Road has been completed by the contractors Messrs. C. Nanalal & Co. at a total cost of Rs. 5,234-11-7 against the sanctioned allotment of Rs. 6,004-8-10.

15. The tender of Messrs. C. Nanalal & Co. amounting to Rs. 5,702-7-1 for the work of constructing public conveniences at Mumbadevi Road was accepted by the Standing Committee under their Resolution No. 6933 of 28th October 1931. The work has been completed by the contractors and the accounts are being adjusted.

16. Detailed plans and estimates for the work of constructing sanitary conveniences on the site at the south corner of the Dadar Police Court near Dadar Tram Terminus approved by the Corporation under their Resolution No. 7188 of 11th December 1930 were prepared. The work could not however be undertaken owing to want of funds. In the meanwhile, the City Improvement Trust having objected to the site, the matter is under correspondence with that body.

17. The work of constructing public urinals at Bhawanishankar Road, Dadar, has been provided for in the Revenue Budget for the year 1932-33 and will shortly be undertaken.

18. Plans and estimates for the public conveniences at the recreation ground to the west of the King Edward Memorial Hospital, Parel, as well as at the play-ground reserved for the Gordhandas Sunderdas Medical College, Parel, have been prepared. Provision for both the works will be made in the Budget when funds permit.

19. It was proposed to construct public latrines and urinals near the Prince of Wales Museum. The consideration of this proposal has however been deferred on account of financial stringency.

20. As required by the Works Committee under their Resolution No. 22 of 13th April 1931 detailed plans and estimate amounting to Rs. 11,870 for the work of constructing public conveniences at King's Circle Garden, Matunga, were prepared and submitted to the Committee.

21. It was proposed to construct public conveniences at the following places for which detailed plans and estimates were prepared, but no provision could be made in the Budget for want of funds :—

- (1) Public conveniences at Sayani Road.
- (2) „ „ at Warden Road, on sea shore.
- (3) „ „ at the junction of King Edward Memorial Hospital and Bhoiwada Cross Road.

Chawls and Quarters.

22. Tenders for the work of constructing a chawl of 20 rooms at 7th Kamathipura Street and a chawl of 30 rooms at Stable Street for housing the Health Department labourers were invited and the tenders of Mr. Gopal Pragji amounting to Rs. 6,496-12-0 and Rs. 15,027-1-7 respectively were accepted by the Standing Committee under their Resolution No. 3734 of 22nd July 1931 ; but as it was subsequently arranged by the Health Officer to house the labourers in one of the City Improvement Trust chawls in the vicinity of the District the proposal of constructing the chawls was abandoned.

23. The work of constructing a chawl of 16 rooms at Colaba for Health Department staff was abandoned as the Health Officer managed to house the staff elsewhere in the Health Department chawls.

24. The work of constructing temporary sheds consisting of 80 rooms on Municipal land at Taikalwadi, off Lady Jamshedji Road, for accommodating the Health Department labour staff was completed at a total cost of Rs. 2,260.

Primary Schools.

25. The tender of Messrs. Anna Balwant & Co. amounting to Rs. 86,142-2-3 for the work of constructing a school building at Nalbundki Wadi, Mahim, was accepted by the Standing Committee under their Resolution No. 1718 of 20th May 1931 and the work was completed by the contractors before the close of the year and the accounts are being adjusted.

26. The work of constructing a semi-permanent primary school building at Bhawanishankar Road, Dadar, was completed at a total cost of Rs. 53,775-1-8 (inclusive of the cost of land amounting to Rs. 34,000).

27. The Corporation under their Resolution No. 2852 of 22nd June 1931 approved of the proposal of transferring the Gilder Tank Market building to the Schools Committee for locating their offices, etc., therein. The plans and estimates amounting to Rs. 39,290 for the work of necessary alterations and additions to the building for the purpose were approved under Corporation Resolution No. 7571 of 16th November 1931. The tender of Mr. Gopal Pragji amounting to Rs. 35,908-7-0 was accepted by the Standing Committee under their Resolution No. 9765 of 20th January 1932. The work has been completed and the accounts are being adjusted.

Hospitals.

28. The work of constructing an additional storey over the Students' Hostel of the Gordhandas Sunderdas Medical College, Parel, has been completed at a total cost of Rs. 60,390-3-5.

29. No provision for the work of constructing a new ward in the Small-pox Unit at the Arthur Road Hospital could be made in the Loan Works Budget for the year 1932-33 on account of financial stringency.

30. The trustees of the Seth Jamnadas Lallubhai Charities offered a donation in the form of Government Securities of the face value of Rs. 1,10,000 for the construction of a Museum at the Gordhandas Sunderdas Medical College, Parel. The donation was accepted by the Corporation under their Resolution No. 3024 of 24th July 1930. Detailed plans and estimates amounting to Rs. 99,960 have been approved by the Corporation under their Resolution No. 11845 of 24th March 1932. Tenders for the work have been received and they are under consideration of the Standing Committee.

Fire-brigade.

31. Revised plans and estimates for constructing a new fire-brigade station at Mint Road for the Fort District on one of the plots in the Hornby Ballard Scheme have been prepared but the proposal has been abandoned on financial grounds.

Miscellaneous.

32. The work of redressing and treating with stone preservative the Porebunder stone work of the remaining external walls of the Municipal Head Office buildings was completed at a total cost of Rs. 4,432-2-4.

33. The proposal of constructing fountains—one at Lady Jamshedji Road and the other at Sion or in the neighbourhood—out of the donation of Rs. 14,338-3-9 received from the Hon'ble the Advocate-General is under consideration.

34. Owing to financial stringency no provision could be made in the Budget for the year 1932-33 for the work of providing a range of bathing cubicles on the Chaupatti fore-shore.

PRIVATE BUILDING CONSTRUCTION

(Including Set-backs).

35. The number of applications received under Section 337 for the erection of new buildings and under Section 342 for additions and alterations to existing buildings, during the year under report, as compared with those received during the preceding four years is as follows :—

Year.	Under Section 337.	Under Section 342.	Total number of buildings dealt with.	Total number of applications.
1927-28	542	605	1,147	2,754
1928-29	765	1,051	1,816	2,744
1929-30	579	985	1,564	2,725
1930-31	765	1,169	1,934	2,562
1931-32	691	961	1,652	2,570

Note :—Two or more modified proposals are generally received in connection with one and the same building, hence the difference between the figures in the last two columns in the above table.

36. The majority of the plans were conditionally approved.

Set-backs.

37. The following is a comparative statement of the amounts expended on the set-backs from 1912-13 to 1931-32 :—

Year.	Paid from Capital.			Paid from Revenue.			Total.		
	Rs.	a.	p.	Rs.	a.	p.	Rs.	a.	p.
1912-13	2,10,729	9	1	1,14,894	0	0	3,25,623	9	1
1913-14	2,21,745	13	7	1,01,663	1	9	3,23,408	15	4
1914-15	4,34,918	10	5	1,09,149	10	1	5,44,118	4	6
1915-16	*6,03,819	0	4	1,05,684	8	1	7,09,503	8	5
1916-17	96,173	3	11	1,22,699	8	2	2,18,872	12	1
1917-18	19,277	8	8	1,59,595	15	3	1,78,873	7	11
1918-19	2,05,566	2	1	1,46,561	3	5	3,52,127	5	6
1919-20	2,90,531	5	11	1,28,517	15	6	4,19,049	5	5
1920-21	1,51,295	12	9	1,04,158	0	9	2,55,453	13	6
1921-22	3,17,488	10	10	1,93,059	0	1	5,10,547	10	11
1922-23	3,99,887	12	4	1,00,083	11	11	4,99,971	8	3
1923-24	5,99,056	0	3			5,99,056	0	3
	Paid from Loan Works.			Paid up from Land and Building Fund.					
1924-25	5,50,150	0	0	2,71,376	3	3	8,21,526	3	3
1925-26			4,09,538	2	9	4,09,538	2	9
1926-27	4,74,152	11	1	64,976	13	4	5,39,129	8	5
1927-28	5,64,794	0	5			5,64,794	0	5
1928-29	4,72,161	10	9			4,72,161	10	9
1929-30	3,77,125	0	6			3,77,125	0	6
1930-31	3,52,637	0	0			3,52,637	0	0
1931-32	1,46,535	7	4			1,46,535	7	4

* Inclusive of Rs. 3,57,682-2-3 on account of the unadjusted charges for 1915-16 and previous years.

38. The liabilities outstanding for land sanctioned to be acquired for set-backs amounted to Rs. 11,94,391-13-9.

39. Proposals were submitted for changing the regular lines of the following streets :—

- (1) The proposal for the extension of Kamathipura 15th Street to join Foras Road was cancelled under Corporation Resolution No. 5781 of 28th September 1931.
- (2) Marking regular lines for the first time at Laxmi Narayan Lane, Matunga.
- (3) Revising regular lines at Warden Road from the Promenade (Scandal Point) to the Air Compressor Station.

Enforcement of Building Regulations.

40. 1,369 summonses were issued against house-owners under various Sections of the Municipal Act with the result shown in the following statement :—

Section of the Municipal Act.	No. of prosecutions.	No. of cases withdrawn on compliance with the requirements.	No. of cases in which parties were warned and discharged.	No. of convictions.	No. of postponements falling during the year 1931-32.	Fines.
						Rs. a. p.
231 ..	32	24	8
246 ..	2	1	1	20 0 0
257 ..	33	30	2	1	20 0 0
258 ..	15	11	1	3	7 0 0
259A ..	5	4	1
297 (3) ..	10	8	1	1	8 0 0
305 ..	7	6	1	75 0 0
308 ..	687	494	39	154	329 8 0
312 ..	2	2
322 ..	4	4
326 ..	5	5
337 ..	105	52	16	37	137 0 0
342 ..	107	75	16	16	157 0 0
347A ..	5	2	1	2	15 0 0
349 ..	2	2
349B ..	1	1
349B & C ..	1	1
353 ..	16	4	1	11	5 0 0
353A ..	129	56	1	20	52	297 0 0
354 ..	187	106	21	60	310 0 0
358 ..	3	2	1
377A ..	11	11
Total ..	1,369	901	1	120	347	1,389 8 0

41. No notice was issued under Section 378 for the improvement of insanitary buildings during the year under report. Action under this Section is now taken by the Health Department.


42. 598 notices were issued under Section 354 of the Municipal Act for the removal of unsafe structures. Out of these 386 were complied with and the remaining 212 were pending at the close of the year.

43. Out of 185 notices under Section 354 that were pending at the close of the previous year 148 were complied with and the remaining 37 were still pending at the close of the year.

44. 11 buildings or portions thereof fell during the year. There were no casualties in 8 cases and in the remaining 3 cases 9 persons were injured and 4 killed.

45. Action was taken under Section 349 of the Municipal Act in 33 cases for the summary removal of huts or walls thereof made of inflammable materials. Out of these 28 were complied with and the remaining five were pending at the close of the year. Three cases pending at the close of the last year were all complied with.

46. Applications were made to the Standing Committee for the removal of unauthorized works in 17 cases. In 7 out of these the works were removed by the parties and in one case the work was removed by the Municipality. Nine cases were pending at the close of the year.

47. In the one case which was pending at the close of the previous year the work was removed by the party. 

48. 2,060 notices were issued under Section 308 of the Municipal Act for the removal of unauthorized projections. Out of these 1,354 were complied with and the remaining 706 cases were pending at the close of the year.

49. Out of the 770 cases under Section 308 which were pending at the close of the previous year 610 were complied with and the remaining 160 were still pending at the close of the year.

50. During the year under report 877 stall-boards and weather-frames were permitted and 866 unauthorized projections were removed.

51. The total income from stall-boards and weather-frames fees during the year amounted to Rs. 31,690 and the expenditure on account of the temporary establishment appointed to look after these projections amounted to Rs. 11,514.

52. Owing to the abolition of the Special Branch created for taking action under Section 248 of the Municipal Act under the Subvention Scheme, the remaining work of that branch was transferred to the Buildings Branch since 1st December 1931.

53. The number of privies converted during the year was 6,569 making the total number of privies converted upto 31st March 1932, 24,591. Besides, about 3,200 privies were under action during the year. The total number of privies eligible to the payment of Subvention, if due, will be 27,285.

Floor Area of Tenements.

54. During the year under report, 1,226 buildings were surveyed by the Ward Inspectors with a view to registering their floor area. The following statement shows the increase and decrease in the floor area of tenements in new and altered buildings in the City.

Statement showing the increase or decrease in the class and floor area of tenements in new and altered buildings during the year 1931-32.

WARD.	DESCRIPTION.	SHOPS.		GODOWNS.		RESIDENCE.						REMARKS.		
		No.	Floor area sq. yds.	No.	Floor area sq. yds.	One-room tenement.		Two-room tenement.		Larger tenements.			Servants quarters.	
						No.	Floor area sq. yds.	No.	Floor area sq. yds.	No.	Floor area sq. yds.		No.	Floor area sq. yds.
A	Total floor area of buildings "after" they are altered or newly built ..	47	887	1	104	42	1,132	6	213	27	2,978	17	296	
	Do. do. "before" do. do. ..	2	201	1	384	19	769	5	1,328	
	Total increase in floor area of buildings in A Ward.	45	686	..	-280	42	1,132	-13	-556	22	1,650	17	296	
B	Total floor area of buildings "after" they are altered or newly built..	36	827	28	547	5	350	
	Do. do. "before" do. do.	
	Total increase in floor area of buildings in B Ward.	36	827	28	547	5	350	
C	Total floor area of buildings "after" they are altered or newly built..	88	2,085	16	395	323	5,945	30	882	15	1,053	6	110	
	Do. do. "before" do. do. ..	47	1,353	1	36	94	2,498	1	17	15	878	
	Total increase in floor area of buildings in C Ward.	41	1,632	15	359	229	3,447	29	865	..	175	6	110	
D	Total floor area of buildings "after" they are altered or newly built ..	110	2,609	59	1,502	22	426	187	4,898	681	14,591	20	296	
	Do. do. "before" do. do.	2	22	149	3,603	2	30	
	Total increase in floor area of buildings in D Ward.	110	2,609	57	1,480	22	426	187	4,898	532	10,988	18	266	
E	Total floor area of buildings "after" they are altered or newly built..	30	630	8	1,010	305	2,738	34	1,075	4	136	
	Do. do. "before" do. do. ..	4	39	1	80	120	1,538	9	275	
	Total increase in floor area of buildings in E Ward.	26	591	7	930	185	1,200	25	800	4	136	

WARD.	DESCRIPTION.	SHOPS.		GODOWNS.		RESIDENCE.						REMARKS.		
						One-room tenement.		Two-room tenement.		Larger tenements.			Servants quarters.	
		No.	Floor area sq. yds.	No.	Floor area sq. yds.	No.	Floor area sq. yds.	No.	Floor area sq. yds.	No.	Floor area sq. yds.		No.	Floor area sq. yds.
F	Total floor area of buildings " after " they are altered or newly built ..	11	154	116	1,744	49	1,172	2	174	
	Do. do. " before " do. do.	
	Total increase in floor area of buildings in F Ward ..	11	154	116	1,744	49	1,172	2	174	
G	Total floor area of buildings " after " they are altered or newly built ..	56	1,523	6	2,164	580	7,711	139	3,698	26	2,248	4	44	
	Do. do. " before " do. do. ..	10	232	4	2,299	10	112	6	182	4	297	
	Total increase in floor area of buildings in G Ward ..	46	1,291	2	-135	570	7,599	133	3,516	22	1,951	4	44	
A to G	Total increase in floor area of buildings in A to G Wards on private land " after " they are altered or newly built ..	378	9,615	90	5,175	1,416	20,243	445	11,938	760	21,530	47	746	
	Do. do. " before " do. do. ..	63	1,825	9	2,821	224	4,148	35	1,243	173	6,106	2	30	
	Total increase in floor area of buildings on private lands ..	315	7,790	81	2,354	1,192	16,095	410	10,695	587	15,424	45	716	
	Do. do. C. I. T. Plots ..	84	2,004	6	110	229	4,962	32	1,018	193	12,339	16	249	
	Grand total showing the increase in floor area of buildings in the whole City ..	399	9,794	87	2,464	1,421	21,057	442	11,713	780	27,763	61	965	

55. Miscellaneous increase of floor area of buildings in all the wards A to G :—

	No.	Floor area in sq. yds.
I. Public Buildings, Offices, Schools, Printing Presses, Clubs, Hostels, Cinemas, Theatres, etc.	25	4,493
II. Motor garages, coach houses and horse stables	147	4,069
III. Milch-cattle stables and bullock stables	48	1,750
IV. Mills, Factories, Workshops, Tanneries, etc.	35	4,591
V. Temples, Mosques, Durgahs, Jamathkbana, etc.	9	1,192
VI. Sheds for shops, godowns and for human habitation ..	71	10,376
Total of miscellaneous increase of floor area in all wards excepting C. I. T. plots	335	26,471
Do. do. C. I. T. plots ..	39	5,134
Grand total of miscellaneous increase in floor area in the City during the year 1931-32	374	31,605

56. In all 3,772 notices were issued under the following Sections of the Municipal Act :—

Sections of the Municipal Act.	No. of Notices.
231	194
243 (2)	3
244 (1)	2
248 (1) (c)	11
257 (1) (a)	278
298	21
299	32
308	2,060
329	6
349	33
351	92
351 (2)	12
353	152
354	598
354A	131
377A (1)	92
383	1
488	54
Total ..	3,772

LAND ACQUISITION AND MANAGEMENT.

Schemes, Overbridges, Roads, etc.

57. *DeLisle Road Overbridge*.—The work of rectifying the defects in the roadway over the bridge, undertaken at the cost of the Railway Company, has been completed.

58. The annual income realised from the letting of the properties acquired and retained in connection with this scheme amounted to Rs. 10,694-8-0.

59. *Dadar Overbridge*.—The question of access to the Dharmadeveshwar Temple from the footbridge over the two Railways is still under consideration. A provision of a staircase from the footbridge has however been made for the use of the public. As regards access in and out for the temple cow, the question is still under discussion between the Railway authorities, Temple Trustees, and the Municipality and a settlement is expected to be shortly arrived at.

60. Out of the surplus land in the scheme, an area aggregating 2,523 square yards has been sold and the sale proceeds amount to Rs. 46,879-11-0.

61. Total annual rent received from the lettings of lands in this scheme amounts to Rs. 14,748.

62. *Mahalaxmi Overbridge*.—The acquired structures and vacant land continued to be let. Rent realised amounts to Rs. 68,879-12-0.

63. *Victoria Road Overbridge*.—The structure erected by Messrs. Khimji Rahimtoola & Co. on the Municipal land has been taken over by the Municipality in lieu of the arrears of ground rent as per settlement sanctioned by the Standing Committee.

64. *Golanji Hill Road*.—The work of excavating the hill is in progress. Structures and trees coming in the road alignment have been removed. The annual income from lettings in the scheme amounted to Rs. 5,943.

65. *Hornby Road to Ballard Pier Scheme*.—Sanction of the Corporation to the withdrawal from acquisition of properties in certain cases was obtained and Government were accordingly requested to denotify the properties. Ten cases were heard by the Dy. Collector of Bombay and he assessed claims for damages amounting to Rs. 2,519 due to withdrawal under Section 48 (2) of the Land Acquisition Act.

66. During the year under report 9 buildings were pulled down, as they were found to be in an unsound condition. Materials thereof were sold by auction which fetched a sum of Rs. 15,685.

67. The Corporation under their Resolution No. 2275 of 16th June 1931 sanctioned the lease of plot No. 2 to Messrs. Tawakulli and Irani for a period of 999 years on the basis of 5½ per cent. on the value of the land at the rate of Rs. 475 per square yard. Possession of the land was handed over on 19th February 1932. The work of constructing a new building on the plot has been started.

68. The building on the plot leased to Mr. E. B. Ghaswala is nearing completion.

69. A small piece of Municipal surplus land admeasuring about 74 square yards at the junction of the Phirozshaw Mehta Road and Pitha Street has been agreed to be sold to the Trustees of the Wadia Charities at a rate of Rs. 300 per square yard.

70. The total rent realised from this estate during the year under report amounted to Rs. 2,49,041.

71. The structure erected on the Municipal land leased by Messrs. Abdulla Jan Mahomed and Ebrahim Janmahomed has been taken charge of by the Municipality in lieu of the arrears outstanding against them.

72. *Acquisition of Byramji Hall Lane*.—The land has been acquired by Government but as it is not intended at present to use it for the purpose for which it was intended, it still continues to be used as street and is being lighted at the cost of Government.

73. *Widening of First Marine St.* :—The scheme for the widening of this street could not be taken in hand for want of funds. To ease out the curvature of the street a portion of the corner plot has been thrown into the roadway.

74. *Tulsi Pipe Line Scheme* :—In Case No. M/778 a reference for damages under Section 48 (2) of the Land Acquisition Act is pending before the High Court. The following cases were sanctioned by the Corporation to be denotified from acquisition and proceedings of withdrawal are pending before the Dy. Collector—M/747 and M/748.

75. During the year property in Case No. M/777 was found to be in a ruinous condition and hence all the upper floors except the ground floor, were demolished. The sale of building materials realised Rs. 1,176.

76. The demolished portion of the part of the property in Case No. M/776 has been leased for a period of 3 years at monthly rent of Rs. 150. The lessee has to provide a roof and maintain it at his cost.

77. The total rent recovery from this scheme amounted to Rs. 35,562.

78. Due to large number of vacant rooms in chawls comprised in Case No. M/751, A, B and C it was arranged with the Mahar Sewa Sangh that they should try and get tenants to occupy the vacant rooms and in return the Municipality should reduce the rent to Rs. 4 per mensem for each room. This arrangement is expected to prove successful. It is anticipated that all the 3 chawls will now be fully occupied, and they will realise at least Rs. 350 per mensem.

79. *Proposed Road from Haines Road to the Junction of Tulsi Pipe Line and Fergusson Road* :—This scheme is still held up for want of funds.

80. *Extension of Municipal Workshops at Foras Road* :—The two properties acquired for the extension of the Workshops continued to be let. The rent recoveries from the estate amounted to Rs. 1,016 per mensem or Rs. 12,192 per annum.

81. *Palton Road Estate* :—Owing to continued trade depression and slump in the property market, it has not been possible to develop this valuable estate so as to yield better return. It still continues to be occupied by tin sheds inhabited by poor class of people.

82. The triangular portion to the North of the Health Dept. Stables has been reserved for directed games under the guidance of the Y. M. C. A.

83. *Municipal Land at Carnac Road ; Acquired for Locating Lightning Crushers* :—The ground floor of the premises has been let on a 3 years' lease at a monthly rent of Rs. 125.

84. *Byculla Market Site* :—The land and buildings acquired in connection with the scheme for the Market at Byculla continued to be let and the total income amounted to Rs. 8,819-15-0. Negotiations are in progress to let out this estate on a long lease, as there is no prospect of a Municipal market being erected thereon in the present state of Municipal finances.

85. *Lease of Land at Masjid Bridge* :—In addition to the land already leased to Mr. Damji Lalji a proposal to lease him a further plot occupied by the Municipal Market is under consideration.

86. Total income from the land already leased amounted to Rs. 8,804 per annum.

87. *Acquisition of Property at Pydhoni* :—The ground floor structure leased to Mr. T. G. Shah yields a rent of Rs. 210 per mensem.

88. A suit was filed against Mr. Usman Juma for recovery of the purchase price of the setforward land sold to him but a compromise has been arrived at with him whereby he has agreed to pay the Municipal claim of Rs. 34,200 by instalments. A consent decree is being obtained embodying the terms of the settlement.

89. *Acquisition of Land at Mingalwadi, Mazagon* :—The Municipal land at Mingalwadi, Mazagon, has been sold to the trustees of the Tulsidas Gopalji Charitable Trust for a sum of Rs. 29,000.

90. *Jewish Cemetery at Haines Road* :—Award in the remaining one case has been published and possession taken over from Government. This finishes the scheme so far as acquisition is concerned.

Special Road Schemes.

91. *Dadar Kumbharwada Road now called Bhavanishanker Road*:—Awards in the four remaining cases have been published and possession of the land has been taken. The scheme is completed both as regards acquisition and construction of the roads.

92. *Widening of Love Grove Pumping Station Road*:—Diversion of underground works in the land sold to H.H. The Maharaja of Gwalior will be taken in hand when the arrangement arrived at in this connection, is confirmed on behalf of the Maharaja. The conveyance of the land is under preparation.

93. *Mahim Kapad Bazar Road*:—The scheme is complete so far as acquisition is concerned.

94. *Mahim Development Schemes*:—Mahim Station Road Scheme No. 1. This scheme is complete so far as acquisition is concerned. A deed of "Exchange and Conveyance" in respect of the land to be taken from and given to Mr. Kermani is being prepared by the Municipal Solicitors. A conveyance is also being prepared in the case of a plot of land sold to Mr. Madan.

95. The Dighi Tank site which was given for cultivation to a contractor was surrendered by him and arrangements are being made to let it to some other party by auction sale.

96. *Nardulla Tank Road Scheme No. II*:—The scheme is complete as regards acquisition. Nardulla Park site, which was let for cultivation is being improved so as to render it suitable for recreation purposes.

97. Two plots of land comprising about 19,413 square yards have been sold to Mr. Merwan Mundigar Aga at a rate of Rs. 3-12-0 per square yard under Corporation Resolution No. 2276 of 16th June 1931. The conveyance of the land is being prepared. Mr. Aga has so far paid Rs. 60,000 towards the purchase price. A road just opposite Nardulla Tank has been completed as the party had contributed his share towards construction of the same.

98. *Extension of DeLisle Road Northwards to meet Lady Jamshedji Road Scheme No. III*:—The scheme is complete so far as the acquisition is concerned. The main road is completed with some cross roads. A few cross roads still remain to be constructed.

99. The surplus land is being leased or sold and conveyances in 3 cases (out of the 7 plots already sold) are being prepared and the conveyances for the remaining ones have already been completed.

100. *Widening and Improving of Lady Jamshedji Road Scheme No. IV*:—The scheme is complete as regards acquisition. Two cases in which betterment etc. charges are to be recovered are being settled. The surplus land is being leased or sold, as detailed in the statement attached and conveyances are being prepared.

101. *Extension of Mahim Bazar Cross Road to Tulsji Pipe Line Scheme No. V*:—The scheme is complete so far as acquisition is concerned.

102. *Roads B-D, C-D, D-E between Dadar and Matunga Stations Scheme No. VII*:—The Church authorities have returned the agreement embodying the terms of settlement duly signed by the Trustees and the Corporation have sanctioned the arrangement. Awards in six cases of the Ruby Mills have been published and possession of land has been taken. Out of the provision of Rs. 25,000 made in the budget, two roads have been constructed and opened to traffic.

103. *Two Roads from Cadell Road to Mahim Foreshore near E.D. Sassoon Dye Works Scheme No. VIII*:—The scheme is complete as far as both acquisition and construction works are concerned.

104. *Mahim Park Scheme*:—Portions of the Park have been made suitable for cricket, tennis, badminton and other games. Some land was leased for grazing cattle during certain hours of the day with a view to saving expenses on removal of grass and rank vegetation. This arrangement was however stopped at the end of the contract as the Bhayas were found to use the Municipal land for stabling their buffaloes.

105. Water main along the North Road in front of Mr. Mistri's property has been laid and lights provided.

106. *Widening Lady Jamshedji Road to 80' from Bombay Woollen Mills to Dadar Over bridge* :—The scheme is complete as regards construction and acquisition.

107. In addition to the portion of D'Silva's property already acquired, a proposal for lands required for widening Portuguese Church Street and the construction of the proposed road along D'Silva's School was sanctioned by the Corporation. The land was acquired and this acquisition enabled the Municipality to widen the Portuguese Church Street to 60' from its junction with Lady Jamshedji Road to its junction with Gokhale Road and to lay out the proposed cross road between D'Silva School and Mr. Singhani's property.

108. *Proposed Road at Ganesh Peth Lane joining Hansali Tank with Lady Jamshedji Road* :—Notices under Section 305 were issued to the parties who failed to contribute towards the constructional cost of the road. The work of constructing the road was taken in hand and completed. One acquisition case is still pending before the Land Acquisition Officer and arrangements are being made to acquire the land under the Municipal Act, as Government refused to acquire it under the Land Acquisition Act.

109. *Acquisition of land at Mahim Fort* :—The work of adding set-backs, Government and C. I. Trust lands and widening the lane into proposed 40' road is being carried out.

110. *Widening of Mahim Durga Lane* :—Acquisition of properties and construction of road have been carried out.

111. Recoveries of betterment and road construction charges in settled cases are being effected either by settlement or by filing suits in the High Court.

112. Rents for trees and structures and vacant lands are being regularly and satisfactorily recovered from the contractors and tenants. Rental on account of these items amounted to Rs. 5,67,312.

113. Statements marked A, B and C, showing (1) rent accrued, recovered, etc., (2) rent recoveries in individual schemes and suits filed for recovering the arrears, and (3) lands sold are appended hereto.

114. The rent accounts have been kept up-to-date.

115. During the year over 150 applications enquiring about the municipal plots of land either for sale or long lease were received and sales involving about 31,000 square yards materialised thereby yielding the sale proceeds amounting to Rs. 2,35,172.

116. As regards the suggestion made by the Standing Committee in their review on the Administration Report of 1929-30 for preparation of the inventory of all the municipal lands in charge of different departments and maintaining a register in the Land Management Branch it was not possible to give effect to it for want of adequate staff in that Branch to cope with the additional work.

STATEMENT A.

Statement showing the rents accrued, recovered, etc., during the year 1931-32 :—

Section.	Rents accrued due during the year 1931-32.	Rents recovered by the Rent Collectors and the deposit adjusted.	Rent unrecoverable on account of vacancy.	Amount written off, etc.	Total amount outstanding on 1st April 1932.	REMARKS.
	Rs. a. p.	Rs. a. p.	Rs. a. p.	Rs. a. p.	Rs. a. p.	
SECTION I. Comprising properties at Hornby Road to Ballard Pier Scheme and other miscellaneous properties in Fort.	3,13,782 3 11	2,27,022 8 2	63,123 13 6	607 14 5	23,027 15 10	
SECTION II. Comprising properties at Palton Road, Shaik Memon Street, Abdul Rehman Street, 1st Marine Street, Mahaluxmi Road Overbridge, Victoria Road Overbridge and other properties in B, C, D and E Wards.	1,98,342 11 8	*1,66,625 7 11	31,392 0 9	*1,514 8 0	*Collection includes the adjustments of deposits recovered in previous years and amounts written off out of old arrears. Excess of Rs. 1,189-5-0 is due to the adjustment and recovery in respect of previous year's arrears.
SECTION III. Comprising properties at Tulsi Pipe Line and Carroll Road, Gollanji Hill Road, New Sewri Road, DeLisle Road Overbridge, Arthur Road Overbridge and other miscellaneous properties in F Ward.	79,025 12 1	45,719 0 7	26,617 4 10	119 0 0	6,570 6 8	
SECTION IV. Comprising properties acquired in connection with Mahim Park Scheme, Lady Jamshedji Road Scheme, DeLisle Road Extension Scheme, Mahim Bazar Cross Road Extension Scheme, Mahim Station Road Scheme, Turkey Red Dye Works, Sayani Road, Nardulla, Dadar-Matunga and other miscellaneous properties in G Ward.	95,253 9 0	*80,571 15 3	18,090 8 11	Excess of Rs. 1,408-15-2 in recovery is due to the reason given against Section II.
	6,86,404 4 8	5,19,938 15 11	1,37,223 12 0	2,241 6 5	29,598 6 6	

STATEMENT B.

Statement showing the Recovery of Rent in Individual Schemes and Suits filed for recovering the Arrears of Rent during the year 1931-32:—

Serial No.	Name of the Scheme.	No. of tenancies.	Amount of annual income from structures.	No. of suits filed for recovering rents.	Total annual income from trees, cultivation, tapping etc.		No. of suits filed for recoveries.	REMARKS.
					No. of tenancies.	Amount.		
			Rs. a. p.			Rs. a. p.		
1	Hornby Road to Ballard Pier Scheme	595	2,49,041 0 0	40	
2	Gollanji Hill Road	76	6,814 4 0	..	2	110 0 0	1	
3	Mahaluxmi Road	114	15,879 12 0	
4	DeLisle Road Overbridge ..	111	10,694 8 0	
5	Victoria Road	63	5,943 0 0	
6	Bellasis Road Maternity Home	3	3,744 0 0	
7	Palton Road	194	10,536 0 0	3	
8	Dadar behind A. D'Silva School	16	922 0 0	
9	Junction of Tulsi Pipe Line and Carroll Road ..	29	3,084 8 0	
10	Old Purbhadevi Road ..	25	2,176 0 0	..	1	735 0 0	..	
11	Junction of DeLisle Road and Arthur Road	10	3,323 0 0	
12	Bapty Road	2	12,192 0 0	1	
13	Byculla Bridge	38	8,819 15 0	1	
14	Kalbadevi Road	5	420 0 0	2	
15	Sk. Memon Street	7	7,392 0 0	
16	Pydhoni Street	1	2,520 0 0	
17	Sewri Road	19	576 0 0	
18	Vincent Road	
19	Dadar Kumbharwada ..	29 plus 4	2,628 0 0 3,084 0 0	..	2	75 0 0	1	
20	Mahim Park	105	25,939 0 0	1	13	5,387 0 0	1	
21	Mahim Bazar Cross Road ..	6	204 0 0	9	4	1,190 0 0	1	
22	Mahim Station Road	4	666 0 0	..	3	485 0 0	1	
23	Nardulla Park	8	420 0 0	..	2	1,122 0 0	..	
24	DeLisle Road Extension ..	49	4,218 0 0	..	8	2,597 8 0	1	
25	Lady Jamshedji Road	160	14,947 8 0	6	13	3,016 0 0	1	
26	Tulsi Pipe Line Road	289	35,562 0 0	
27	Dadar-Matunga Road	90	3,429 0 0	..	12	1,940 0 0	..	
28	Turkey Red Dye Works	10	1,080 0 0	..	3	712 0 0	1	

STATEMENT B—contd.

Serial No.	Name of the Scheme.	No. of tenancies.	Amount of annual income from structures.		No. of suits filed for recovering rents.	Total annual income from trees, cultivation, tapping, etc.		No. of suits filed for recoveries.	REMARKS.
			Rs.	a. p.		No. of tenancies.	Amount,		
			Rs.	a. p.		Rs.	a. p.		
29	Sayani Road	1	480	0 0	
30	Love Grove Pumping Station Road	2	984	0 0	..	3	310 9 0	..	
31	Worli Kalsekar's Chawl ..	13	1,915	0 0	
32	Opposite Reformatory	1	15 0 0	..	
33	Portuguese Church Street	1	75 0 0	..	
34	Haines Road	3	362 0 0	..	
35	New Saitan Chowky	
36	1st Marine Street	12	1,020	0 0	3	
37	Foras Road & Falkland Road	1	240	0 0	
38	Abdul Rehman Street ..	41	21,600	0 0	
39	Ground rents in various localities	371	2,12,675	13 11	3	
		2,503	6,76,070	4 11	69	71	18,131 8 0	8	

STATEMENT "C."

Statement showing particulars of the sale of Municipal land during the year 1931-32.

Serial No.	Land where situated.	Sq. yds.	Rate per sq. yd.	To whom sold.	C. R. No. and Date.	Total amount due.
			Rs. a. p.			Rs. a. p.
1	Gokhale Road	500	15 0 0	Mr. J. J. Duarte	454 of 16th November 1931 ..	7,500 0 0
2	Hamalwadi	75.3	50 0 0	„ R. R. Morewale	446 of 16th November 1931 ..	3,765 0 0
3	Opposite General Post Office	132	120 0 0	„ Shamaldas Prabhudas	448 of 16th November 1931 ..	15,840 0 0
4	Lady Jamshedji Road	222	10 0 0	„ B. D. Bhonsale	779 of 23rd April 1931 ..	2,220 0 0
5	Mahim Station Road	1322	15 0 0	„ S. N. Dastur	1262 of 7th May 1931 ..	19,830 0 0
6	Gokhale Road	75	8 0 0	„ C. Periera	1264 of 7th May 1931 ..	2,650 0 0
7	Do.	205	10 0 0	„ M. J. De Souza	1265 of 7th May 1931 ..	8,775 0 0
		650	13 8 0			
8	Do.	186.66	15 0 0	Mrs. Estella P. de Andrade	1455 of 12th May 1931 ..	2,799 14 5
9	Do.	19,413	3 12 0	Mr. M. M. Aga	2276 of 16th June 1931 ..	72,798 12 0
10	Kamathipura Centre Street	58	76 0 0	„ Abdul Kadar Gulam Husein	7134 of 2nd November 1931..	4,408 0 0
11	Lower Parel Division at Bhawanishankar Road ..	306	10 0 0	„ Bajaba Amrut Joshi	7285 of 5th November 1931 ..	3,060 0 0
12	Nos. XXIV & XVIII, Dadar Overbridge Scheme ..	816.63	20 0 0 ea.	Dr. V. J. Rath & Messrs. Gajanan V. Javle & V. V. Javle.	7286 of 5th November 1931 ..	16,332 10 0
13	At the junction of Lady Jamshedji Road and a new 40' Road.	809.44	12 0 0	Mr. Vishnu Waman Mule	7257 of 5th November 1931 ..	16,188 13 0
14	Old Parbhadevi Road	475	12 0 0			5,700 0 0
15	DeLisle Road Extension Scheme	524	8 0 0	Bai Vilaibai, widow of the late Mr. Shah Shodurmal.	8412 of 7th December 1931 ..	4,192 0 0
16	DeLisle Road Extension Scheme	145.06	10 0 0	„ Kashibai Jagannath Sohani	8423 of 7th December 1931 ..	1,278 6 5
17	Near the junction of Gokhale Road and Sayani Road.	17.66	8 0 0	Mr. Abdulhusein Gulamhusein Bandoowalla ..	8423 of 7th December 1931 ..	141 4 6
18	At the junction of Sewri New Road and the proposed new Road opposite the New Mill.	1,665	9 0 0	„ Tokersey Jivraj	10626 of 15th February 1932 ..	14,985 0 0
19	Bhawanishankar Road	467.77	11 0 0	„ Ramchandra G. Javle	10810 of 18th February 1932 ..	5,145 7 6
20	Mingalwady, Mazagaon	2,225	13 0 6	Trustees of the Tulaidas Gopalji Charitable Trust.	10811 of 18th February 1932 ..	29,000 0 0
21	Mahim Division at Lady Jamshedji Road	200	9 0 0	Mr. Shantaram G. Rele	11374 of 7th March 1932 ..	1,800 0 0
22	Lohar Chawl Street	187.23	15 0 0	Messrs. Suleman Haji Abubekar, etc., Khatre Cassum Ismail.	4067 of 3rd August 1931 ..	2,361 0 0
23	Near Elphinstone Mills, Ltd.	80	2 8 0	Agents, Messrs. E. D. Sassoon & Co., Ltd.	6108 of 5th October 1931 ..	200 0 0
						2,40,871 3 10

MECHANICAL BRANCH.**Municipal Workshops.**

117. The total expenditure incurred during the year for works executed at the Municipal Workshops aggregated Rs. 2,39,084-10-3 as under :—

	Rs.	a.	p.
For Departmental Works	1,65,778	4	3
For Establishment, &c., Charges :—			
(a) Shop	22,880	13	6
(b) Office	50,425	8	6
	<hr/>		
Total Rs. ..	2,39,084	10	3
	<hr/>		

118. The total amount of bills preferred by the Workshops during the year 1931-32 aggregated Rs. 2,31,411-10-0 as under :—

	Rs.	a.	p.
Amount chargeable on different jobs during the year..	2,18,069	2	7
Add—Amount of incomplete jobs at the beginning of the year.. .. .	19,139	4	0
	<hr/>		
	2,37,208	6	7
Deduct—Amount of incomplete jobs at the end of the year	5,796	12	7
	<hr/>		
Total amount of bills preferred by the Workshops during the year	2,31,411	10	0
	<hr/>		

119. The working of the shops resulted in a loss of Rs. 19,663-1-2 as under :—

The actual charges are as follows :—

	Rs.	a.	p.	Rs.	a.	p.
General working of the shops (Establishment, &c., charges)	73,306	6	0			
Amount of supervision, &c., charges realized by charging a fixed percentage at 50 per cent. for the 1st six months and 70 per cent. for the 2nd six months on labour required for works executed at the shops				52,290	14	4
Profit on account of sale of coal ashes, unserviceable stores, &c.				1,352	6	6
Net deficit in the working of the shops				19,663	1	2
	<hr/>			<hr/>		
	73,306	6	0	73,306	6	0
	<hr/>			<hr/>		

120. The Mechanical Branch continued keeping in repair all the Municipal Mechanical and Electrical Plants, also various Municipal Electrical Installations and Motor Transport.

121. During the year under review further reductions have been made in the staff employed at the Municipal Workshops so that now practically an absolute minimum staff is maintained.

122. The following comparative statement shows the turnover and loss during the last three years :—

<i>Year.</i>				<i>Turnover.</i>	<i>Loss.</i>
				Rs.	Rs.
1929-30	3,74,191	28,649
1930-31	2,83,547	36,649
1931-32	2,39,085	19,663

123. As a result of retrenchment and the reduction in expenditure in the different Departments a considerably reduced amount of work has been received in the Workshops which has resulted in the overhead charges being increased proportionately.

124. Owing to the continuous drop in the outturn of the Workshops year after year and the impossibility of making any further reduction in the standing charges of the shops it has not been possible for the Workshops to show a balanced budget. As shown in para 119 above, the working of the shops during the year under report has resulted in a deficit of Rs. 19,663 in spite of the fact that the supervision charges to be levied on the jobs have been raised from 50 to 70 per cent. during the latter half of the year.

125. This state of affairs is far from satisfactory but the blame cannot be wholly attributed to the administration of the Workshops, but there appears to be something fundamentally wrong somewhere.

126. I am going into the question in detail and hope to be able to submit a comprehensive report indicating the lines on which the Workshops administration can be placed on a more satisfactory basis. The increase in the Motor Transport results in a steady flow of work for repairs.

127. During the year the scheme for centralising the Motor Transport has been completed and the Bapty Road Depot has now been used as a Central Garage. Our expectations regarding the improvement through this change have been fully realised. The lorries are inspected, supplied with petrol and lubricated during the night. This permits of additional trips being run during the day with the consequent increase in total mileage and reduction in working cost.

LOVE GROVE PUMPING AND COMPRESSOR STATIONS.

Love Grove Pumping Station.

128. The amount of water brought into the city and the consequent amount of sewage dealt with at Love Grove appear to be on the increase. The installation of the Venturi Meter has resulted in the most valuable information being obtained as regards the total amount of sewage pumped daily and the varying rate of flow during the 24 hours. The total quantity of sewage pumped between the 16th September 1931 and the 29th February 1932 was 9,715 million gallons which gives an average per day of 58 17 million gallons.

129. The coal consumed during the year was 1,268 tons 6 cwts. against 2,617 tons 14 cwts. consumed during the preceding year.

130. Indian coal was used throughout the year, the cost per ton being Rs. 15-14-0. The system of purchasing coal on a calorific basis continued to give satisfactory results.

131. The large quantity of detritus recovered at the Pumping Station shows signs of decreasing but a permanent staff has to be retained to handle this as the land on which this can be dumped is now situated at a considerable distance from the Pumping Station.

132. The average height of the sewage in the detritus chamber was 4'-3" and the amount of detritus removed was 5,901 tons 12 cwts.

133. As is our usual practice, the flood water from the channel was admitted into the incoming sewers as far as possible and pumped out into the sea. The plant at Love Grove now permits us to deal effectively with the various parts of the city which may become flooded during the monsoon.

New Electric Pumping Station.

134. The erection of the two new electrically-driven vertical pumps at Love Grove sanctioned under Corporation Resolution No. 5191 dated the 9th October 1930 was completed during the year and the pumps have been in constant operation since August 1931. Although the new pumps were brought into use only in the middle of the year under report our anticipation as regards the savings in the running expenses that were expected to accrue on the introduction of the new pumps has been fully realised as will be seen from the following figures :—

Year.	Cost of electrical charges. Rs.	Cost of coal consumed. Rs.
1930-31.	1,25,161	41,965
1931-32.	1,23,089	20,295
Saving	Rs. 2,072	Rs. 21,670

Total saving Rs. 23,742

It may be pointed out, however, that it will be advisable to install two additional pumps to deal with monsoon flows and proposals to this effect will shortly be submitted for sanction.

135. During the year a contract was entered into with the Tata Hydro-Electric Power Supply Co., Ltd. for the supply of current under the G. P.-1 Tariff. Certain concessions have been granted by the Company which have proved to be beneficial to the Municipality. The installation of the new pumps also come up to expectations as regards the considerable economies in the consumption of current and in the cost of repairs and in other directions. The two horizontal electrically-driven Worthington-Simpson pumps are now maintained as a standby in case of emergency.

136. The contract with Messers. Tata Hydro-Electric Power Supply Co. for the maintenance of the plant has been cancelled except in the case of the Transformers. The work is now being carried out departmentally.

137. The new electric pumps are capable of dealing with the maximum flow of sewage which averages between 55 and 60 million gallons per day during the dry weather.

138. It is interesting to note that the flow of sewage during the 24 hours shows no considerable variation. This is probably one of the results of the conversion of privies which is being carried out.

139. Consequent upon the installation of new pumps considerable reductions in the staff have been made at the Love Grove Pumping Station resulting in a saving of about Rs. 8,000 per annum.

Love Grove Compressor Station.

140. The steam-driven air compressors installed at Love Grove have now been in continuous use 24 hours daily for a period of about 33 years. The plant has practically run out its useful life and is expensive to maintain. Owing to the inability of compressor machinery to provide and maintain an adequate quantity of compressed air at the required pressure many of the ejectors in the city are not working satisfactorily. With a view to overhauling and improving the whole ejector system a comprehensive scheme was prepared and submitted to the Corporation through the Works Committee under Municipal Commissioner's letter No. WM/347/C dated the 26th October 1931. The Corporation on the recommendation of the Works Committee approved of the scheme under Corporation Resolution No. 7289 of 5th November 1931.

141. Under this scheme it is proposed to scrap the central compressor station altogether, and to install three separate electrically driven air compressor stations so as to eliminate a part of the system of air mains and the consequent loss of air through leaky mains. A provision of Rs. 1,50,000 has been made in the budget for 1932-33 for the improvement of ejectors in accordance with this scheme. It is hoped that the scheme will be in operation by the beginning of 1933.

142. The coal consumed in the compressor station amounted to a total of 5,985 tons 2 cwts. against 6,761 tons 6 cwts. consumed during the preceding year. By closer scrutiny into the consumption of coal in different sections of the plant it has been possible to effect a saving of over Rs. 12,000 in the cost of coal.

143. The new quarters for the Engineers and the menial staff are model dwellings of their kind. They are maintained in a good condition. We have to thank the Y.M.C.A. Welfare Worker for the great interest he has taken in educating the staff and inducing the residents to keep the quarters in a cleanly condition.

Storm Water Gates.

144. The pair of new storm water gates which has been fitted at Love Grove by Messrs. Alcock Ashdown & Co. at a cost of Rs. 5,125 is now in operation. Further budget provision is necessary to replace the remaining gates both at Love Grove and Cleveland Bunder.

Ejector Stations.

145. The ejector stations generally have proved to be extremely reliable and are working well after over 30 years of use. A careful survey of all the air lines show that they are generally in excellent condition and capable of giving many years of service.

Colaba Air Compressor Station.

146. The electrical service at Colaba has proved to be reliable as in no case has any trouble been experienced through failure of supply.

147. The improvement in the Drainage conditions, which resulted from the laying of the additional sealed sewage main reaching from Afghan Church to Majestic Hotel, continues and no complaints regarding the surcharging of sewers at Colaba have been received.

148. The plant installed within the past few years runs well but the two old compressors installed about 30 years ago will have to be replaced.

149. In the vicinity of Roberts Road and the Colaba Air Compressor Stations a considerable number of new buildings have been erected and it is probable that within the next few years suitable measures will have to be taken to cope with the increased amount of sewage.

150. During the year 557,867 units were consumed at a total cost of Rs. 27,911-4-11.

151. The total quantity of sewage pumped in the Colaba District during the year is as follows :—

				<i>Gallons.</i>
Ejector No. 1	Colaba..	238,181,000
„	2	„	229,525,000
„	3	„	267,888,000
„	4	„	114,316,000
„	5	„	56,635,500
Total gallons ..				906,545,500

This is a large increase on the previous year.

152. No trouble has been experienced during the year with either the sealed sewage or air mains.

Bhandarwada and Arthur Road Compressor Stations.

153. The compressors at Bhandarwada and Arthur Road continued to work satisfactorily during the year.

Auxiliary Air Compressor Station at Mahaluxmi.

154. The auxiliary air compressor station at Mahaluxmi has been in use almost continuously during the year.

155. Owing to the increased population of the district and the increase in the water supply the existing ejectors in Setalvad Road and Warden Road are found to be inadequate to deal with the maximum quantities of sewage draining into them. Occasional reduction in the air pressure due to some local defects also affects the working of these ejectors. The result is that complaints are frequently received from the residents of this district about the overflow of sewage and the nuisance arising therefrom.

156. To remedy the state of affairs a scheme was placed before the Corporation under Municipal Commissioner's letter No. WC/177-A dated the 13th October 1931 in which it was proposed :—

- (1) To stop further work on the construction of the gravitation sewer in Warden Road.
- (2) To provide one more ejector at Setalvad Road.
- (3) To lay a new rising main from the junction of Gowalia Tank Road and Warden Road to the new ejector.
- (4) To install a new electrically driven pump at Warden Road, and
- (5) To lay a new rising main from the new pump at Warden Road to the newly constructed gravitation sewer in Warden Road.

157. The Corporation under their Resolution No. 6995 of 29th October 1931 approved of the scheme and accordingly a provision of Rs. 75,000 has been made in the Loan Works Budget for 1932-33 to finance the works.

158. Further improvements of the pumps at Elphinstone Road are to be carried out.

Inspection Cars.

159. The two new Wolseley cars used by the Municipal Commissioner and the Health Officer have given satisfactory service.

Inspection of Factories, Workshops, and Work-places.

WARD.	New proposals for Permits and Licenses.		Recommended Permits and Licenses.		Factories working without permits.	Nuisance cases.	Notice issued under Section 392.
	Permits.	Licenses.	Permits.	Licenses.			
A ..	42	4	42	4	Nil.	3	Nil.
B ..	24	13	24	13	Nil.	1	Nil.
C ..	87	77	87	77	4	1	Nil.
D ..	71	40	71	40	Nil.	1	1
E ..	120	104	120	104	Nil.	13	Nil.
F ..	32	19	32	19	Nil.	Nil.	1
G ..	34	8	34	8	Nil.	Nil.	Nil.
Total ..	410	274	410	274	4	19	2

161. The total number of permit and license cases inspected and disposed of during the year 1931-32 was 684.

162. The nuisance cases were attended to and necessary steps taken in the cases of factories reported to be working without permits. Actions under Section 392 of the Municipal Act were taken against the Proprietors of the factories in cases wherever the requirements were infringed.

163. The total number of cases inspected during the year 1931-32 was 709.

164. Each factory, workshop and work-place was inspected more than three occasions.

Works. (Construction and Maintenance).

I. Construction.

165. 8 drainage and 14 road works were carried out by contracts at a total cost of Rs. 4,49,331-4-11 and Rs. 3,41,299-11-0 as shown in the statement marked W.E.A.

166. 4 road construction and the work of concreting and filling in of the Bandra Slaughter House compound were carried out departmentally at the total cost of Rs. 20,685-4-0 as shown in the statement marked W.E.B.

167. No footpaths were paved with Shahabad stone slabs during the year for want of funds.

Crushers.

168. The stone crushers at Sewri and Love Grove were worked on economical lines throughout the year, resulting in a profit of Rs. 23,487-8-8. The rubble stone for Sewri Crushers was purchased under a contract from Messrs. Raoji Sojpal & Company at a rate of Rs. 7-6-0 per brass as against Rs. 7-11-0 per brass during the year 1930-31. The rubble for Love Grove Crushers was quarried from Worli Hill under a contract with Mr. M. B. Shinde at the rate of Rs. 4-15-0 per brass.

169. In order to reduce the working cost of the Crushers, it was proposed as an experimental measure to work the crushers at Sewri on a labour contract system for a period of one year.

Serial No.	Name of Work.	Name of Contractors and Standing Committee. Resolution No.	Contract amount.	Actual expenditure including establishment upto 31st March 1932.	Date of completion according to contract period.	Actual date of completion.	REMARKS.
			Rs. dec.	Rs. a. p.			
1	Ovoid sewer in portions of Trimbak Parashram Street and Falkland Road from the dead end of the new sewer in Trimbak Parashram Street to that at the junction of Falkland Road and Sandhurst Road.	Messrs. Pallonji Edulji & Son. S. C. R. No. 6616 of 26th November 1930.	60,348.39	47,237 1 9	14th July 1931 ..	21st May 1931 ..	Work completed; accounts adjusted.
2	Ovoid sewer in a portion of Sandhurst Road from the dead end of the new ovoid sewer at the junction of Bhandari Street to the junction of Doctor Street.	Messrs. Tejoo Kaya & Co. S. C. R. No. 6826 of 3rd December 1930.	70,688.37	51,079 14 10	14th July 1931 ..	31st May 1931 ..	Do. do.
3	Ovoid sewer in a portion of Sandhurst Road from its junction with Doctor Street to the dead end of the new ovoid sewer near the junction of Sandhurst Road and Bhendy Bazar Road.	Messrs. Tejoo Kaya & Co. S. C. R. No. 6648 of 26th November 1930.	47,398.05	37,490 7 3	14th May 1931 ..	14th May 1931 ..	Do. do.
4	Construction of 3'-6" circular sewer in Warden Road from Tardeo Road to a point 1,360' southward.	Mr. Vithal Sayana. S. C. R. No. 11595 of 26th March 1930.	1,73,154.42	1,11,803 11 6	13th April 1931	Work nearing completion; accounts are being adjusted.
5	Construction of 3'-6" circular sewer in Clerk Road between Tardeo Road and the main ovoid sewer.	Messrs. Maneck Kurpal & Bros. S. C. R. No. 235 of 7th April 1930.	1,29,343.68	1,15,815 12 6	17th April 1931 ..	11th May 1931 ..	Work completed; accounts adjusted.
	Construction of an ovoid sewer in portions of Mahomedali Road and Palton Road from the dead end of the new ovoid sewer in Mahomedali Road to 875' southwards in Palton Road :—						
	(i) Construction of an ovoid sewer in Palton Road from the junction of Carnac Road and Mahomedali Road to the junction of Palton Road and Hornby Road.	Messrs. Pallonji Edulji & Son. S. C. R. No. 6439 of 19th November 1930.	76,125.40	67,434 13 5	14th July 1931	Work is nearing completion.
	(ii) Construction of an ovoid sewer in a portion of Palton Road from Market Road to Hornby Road.	Messrs. Kesra Fusa & Co. S. C. R. No. 7655 of 18th November 1931.	71,732.75	14,301 15 8	30th June 1932	Work is in progress.
			Carried forward .	4,45,253 12 11			

Serial No.	Name of Work.	Name of Contractors and Standing Committee Resolution No.	Contract amount.	Actual expenditure including establishment upto 31st March 1932.	Date of completion according to contract period.	Actual date of completion.	REMARKS.
			Brought over	Rs. a. p.			
			Rs. dec.	4,45,253 12 11			
7	Construction of an ovoid sewer in Chunam Kiln Lane to 250' south of Pydhoni Road and thence to Nagdevi Cross Lane.	Messrs. Pallonji Edulji & Son. S.C.R. No. 6439 of 19th November 1930.	5,470.60	4,077 8 0	14th July 1931	The work is nearing completion.
8	Providing 6" cement concrete foundations along Lamington Road between Bellasis Road and Jetha Street.	Messrs. Pallonji Edulji & Son. S. C. R. No. 6824 of 3rd December 1930.	27,217.57	23,748 4 5	14th April 1931	10th May 1931	Work completed; accounts adjusted.
9	Providing 6" cement concrete foundations and sett-pavement along Jacob Circle.	Messrs. Meghji Gangji & Co. S. C. R. No. 7974 of 15th January 1931.	38,900.18	37,566 6 9	27th May 1931	27th June 1931	Do. do.
10	Providing sett-stone pavement on cement concrete foundations along Garden Bridge from DeLisle Road to Victoria Gardens.	Messrs. Maneck Kurpal & Bros. S.C.R. No. 8196 of 31st January 1931.	43,082.77	41,131 8 8	1st June 1931	9th May 1931	Do. do.
11	Providing sett-stones on cement concrete foundations at Duncan Road from Grant Road to Falkland Road.	Messrs. Gannon Dunkerley & Co., Ltd. S. C. R. No. 7654 of 18th Nov. 1931.	46,568.50	15,751 2 4	2nd May 1932	Work is nearing completion.
12	Providing sett-stones on cement concrete foundations at Duncan Road from Bellasis Road to Grant Road.	Messrs. Ranchordas & Co., S. C. R. No. 8240 of 2nd December 1931.	40,082.26	17,400 14 6	13th April 1932.	Work is nearly completed.
13	Providing cement concrete foundations at Girgaum Road from Sandhurst Road Junction to Gowalia Tank Road Junction.	Mr. Ardeshir Namdar Irani. S. C. R. No. 7945 of 25th November 1931.	27,719.55	21,132 0 9	6th March 1932	Work completed; accounts are to be adjusted.
14	Providing cement concrete foundations at Sandhurst Road (north side only) from Gol Pitha to Parel Road.)	Mr. Ardeshir Namdar Irani. S. C. R. No. 8206 of 2nd December 1931.	25,538.28	17,638 6 0	16th March 1932	10th March 1932	Work completed; accounts are to be adjusted.
			Carried forward..			

177

Serial No.	Name of Work.	Name of Contractors and Standing Committee Resolution No.	Contract amount.	Actual expenditure including establishment upto 31st March 1932.	Date of completion according to contract period.	Actual date of completion.	REMARKS.
			Brought over ..	Rs. a. p			
			Rs. dec.				
15	Providing cement concrete foundations at Gowalia Tank Junction near Nana's Chowk.	Mr. Makbulali Akbarali. S. C. R. No. 8545 of 9th December 1931.	9,452.47	8,881 12 11	20th February 1932.	19th March 1932 ..	Work completed; accounts are to be adjusted.
16	Providing cement concrete foundations at Tardeo Road from the public passage opposite Prabhat Mills to Tardeo Chowk.	Messrs. Raoji Sojpal & Co. S. C. R. No. 9763 of 20th January 1932.	21,674.60	2,920 13 1	30th April 1932	Work is in progress.
17	Providing cement concrete foundations along the new roads between Lady Jamshedji Road and Sorab Mill Lane (Mahim Division, Scheme No. 7.)	Messrs. Gannon Dunkerley & Co., Ltd. S.C.R. No. 4653 of 19th August 1931.	22,910.75	23,712 2 10	25th November 1931	5th January 1932. .	Work completed; accounts adjusted.
18	Providing cement concrete foundations along Lady Jamshedji Road junction with Portuguese Church Street and Dadar Road.	Messrs. S. Barkatali Abdul Gani & Bros. S.C.R. No. 5445 of 16th September 1931.	9,333.91	8,709 2 6	22nd November 1931.	6th January 1932.	Do. do.
19	(i) Widening Bandra Causeway half width, west side, from its junction with Mori Road from chainage 0 to 550 and half width east side from chainage 638 to 1218 and full width from chainage 1218 to 1768.	Messrs. Gannon Dunkerley & Co., Ltd.	9,001.00	8,827 8 6	10th June 1931 ..	11th June 1931 ..	Do. do.
	(ii) Storm-water drain in Bandra Causeway	Do. do.	1,091 12 0	10th June 1931 ..	11th June 1931 ..	Do. do.
20	Cutting Golanji Hill Road (east side)	Mr. Manilal H. Patel. S. C. R. No. 4845 of 27th August 1929.	1,13,650.00	88,089 9 0	22nd September 1930.	Work completed; accounts are to be adjusted.
21	Do. (west side)	Messrs. Shapurji Pallonji & Co. S. C. R. No. 357 of 15th April 1931.	42,928.49	24,698 2 9	3rd January 1932	Work is in progress.
			Total Rs. ..	7,90,630 15 11			

W. E. B.

Serial No.	Description.	Actual expenditure incurred.		
		Rs.	a.	p.
1	Adding to the Portuguese Church Street a portion of land at the junction of Gokhale Road and Portuguese Church Street	4,584	10	0
2	Constructing cement concrete road in front of property bearing Case No. M/157 (Ash Lane)	5,922	8	0
3	Constructing a portion of road with 6" cement concrete and constructing a storm water drain with water entrances in the road on Plot No. 23 west of Cadell Road	5,595	10	0
4	Construction of a cross road at Lady Jamshedji Road, Case No. M/227	733	8	0
5	Concreting open spaces and constructing a roadway in the Bandra Slaughter House	1,653	12	0
6	Raising the low lying portion of the Slaughter House Yard at Bandra	2,195	4	0
Total Rs. ..		20,685	4	0

Under Standing Committee Resolution No. 2344 of 17th June 1931 a contract was let to Mr. Vijan at a rate of Rs. 3-10 per brass for supplying labour for feeding the crushers, including screening the materials, forming depots and loading the lorries. As the crushers were closed for two months, for annual repairs, during the period of the contract it was extended for four months, viz., upto the end of June 1932, under Standing Committee Resolution No. 11040 of 24th February 1932, in order to obtain experience of one full year's working.

170. After the termination of the lease of the land occupied by the crusher at Nowroji Hill, the plant was closed on 3rd July 1931 and removed to Sewri, as it was considered that the rent paid to the Bombay Improvement Trust was very heavy and added to the cost of the output considerably. This crusher was being refitted at Sewri at the close of the year. The Tar Macadam Mixer at Norowji Hill was removed to Love Grove and is out of commission for the present.

171. The following is a statement of accounts of the working of the plants :—

Particulars.	Income.			Expenditure.			Difference.		
	Rs.	a.	p.	Rs.	a.	p.	Rs.	a.	p.
1. Sewri Crusher	1,18,399	1	0	96,329	15	1	22,069	1	11
2. Nowroji Hill Crusher									
3. Love Grove Crusher									
4. Tar Macadam Mixer			1,120	6	0		
Total				97,450	5	1			

172. The sanctioned rates during the year under report are as under :—

Material.	Sanctioned rate for 1931-32.
1½" run	Rs. 15 per brass at Sewri Crusher and
	" 18 " " at Love Grove Crusher.
1¼" ..	" 15 per brass.
1" ..	" 20 " " " " " " " " " " " " " " " "
¾" chips	" 22 " " " " " " " " " " " " " " " "
¾" grit	" 25 " " " " " " " " " " " " " " " "
Dust ..	" 20 " " at Sewri Crusher and
	" 12 " " at Love Grove Crusher.

Asphalt Plant.

173. During the year 1931-32 a length of 1.686 miles of roads covering an area of 40,806.58 sq. yards including the area of 3,474.09 sq. yards or 0.116 mile laid on behalf of Bombay Improvement Trust was asphalted. This together with the roads laid in the previous years, gives a total length of 29.499 miles covering an area of 6,39,841.09 sq. yards of asphalt pavements laid by the Municipal Plant upto 29th February 1932.

174. The total mileage and area of asphalt roads in Bombay on 29th February 1932 are thus 38.485 miles and 9,38,482.24 sq. yards respectively including the roads taken over from the Bombay Improvement Trust, the details of the different methods being as follows :—

Agency.	3" sheet asphalt.		2" asphaltic concrete.		2½" mixed macadam.		3" Cold Mix.		Total.	
	Miles.	Area in sq. yds.	Miles.	Area in sq. yds.	Miles.	Area in sq. yds.	Miles.	Area in sq. yds.	Miles.	Area in sq. yds.
Municipality ..	22.005	473,443.65	2.040*	64,918.53†	3.721	91,355.35	0.473	10,128.56	29.409	639,841.09
Bombay Improvement Trust.	8.506	290,291.15	0.390	8,350.00	8.996	298,641.15
	31.261	763,734.80	2.430	73,268.53	3.721	91,355.35	0.473	10,128.56	38.485	938,482.24

* 0.424 mile of this was laid out of Bombay.
† 5,975 sq. yards of this were laid on 4" black base

175. The total area of 40,806.58 square yards was laid with different kinds of asphalt as shown below :—

Kind of Asphalt.	Area laid in square yards.	REMARKS.
1. Mexphalte	31,302.77	Supplied by Burmah-Shell Oil Storage and Distributing Co. of India, Ltd.
2. T. R. A.	6,313.75	
3. Cold Mix	3,190.06	Laid with "Shelmac" supplied by Burmah-Shell Oil Storage and Distributing Co. of India, Ltd.

176. In addition to the above an area of 3,063.08 sq. yards was laid during the year in connection with the re-instatement of trenches taken by various Utility Companies and an area of 6,527.00 square yards was laid out of the grant for Maintenance of Capital and Revenue Asphalt Roads more than 5 years old.

177. The total expenditure incurred during the year amounted to Rs. 2,29,758-7-0 and the value of the materials on hand at the end of the year was Rs. 33,866-12-0. The actual expenditure was thus Rs. 1,95,891-11-0.

178. The rates charged for various methods were the same as per last year.

179. The Plant was closed during the monsoon for 154 days from 1st July 1931 to December 1931. Out of the remaining 212 days, 29 were Sundays, 11 Holidays and 172 working days.

180. The average area laid per day with the different methods was as follows :—

Method.	Length in miles.	Area in square yards.	No. of days.	Average per day.
3" sheet asphalt	1.201	32,222.11	61	528.21
3" asphaltic concrete	0.325	5,394.41	11	490.40
3" Cold Mix	0.160	3,190.06	12	265.84
Maintenance work	6,527.00	53	123.15
Patching	3,063.08	35	87.52
Total ..	1.686	50,396.66	172	..

181. The following tests were taken during the year at the Asphalt Plant Laboratory :—

	No. of tests.
(1) Extractions	385
(2) Platform sand test	2,295
(3) Test of sand from depots	1,270
(4) Test of material from depots	298
(5) Test of platform metal	795
(6) Void tests	52
(7) Specific gravity tests	159
(8) Preparing samples of various road mixtures	125
(9) Penetration and other tests	605

182. The areas of the new roads laid by the Plant since 1921-22 up-to-date are as shown below :—

	Area in sq. yards.
1921-22	3,815.00
1922-23	63,579.00
1923-24	40,240.02
1924-25	56,602.99
1925-26	72,569.25
1926-27	70,189.05
1927-28	79,434.58
1928-29	93,592.42
1929-30	86,883.90
1930-31	32,128.30
1931-32	40,806.58
Total ..	6,39,841.09

Improvement of Private Streets.

183. Action under Section 305 of the Municipal Act was taken in respect of 47 private streets and the following streets were declared public under Section 306 of the Municipal Act during the year 1931-32 :—

	Sq. feet.
(1) Private street off Colaba Road opposite Baptist Church	12,042
(2) Private street known as Walkeshwar Cross Lane off Walkeshwar Road	2,450
(3) Private street off Tardeo Road in Mr. Cassinath's Estate	21,600
(4) Private street off Pedder Road in Mr. Gamudia's Estate	42,400
(5) Private street off Girgaum Road in Mr. Guzder's Estate	20,400
Total ..	98,892

This represents a length of 2,753 feet or more than half a mile.

184. The following 5 works were carried out departmentally at the cost of the frontagers :—

	Rs. a. p.
(1) Private street off Lady Jamshedji Road opposite western approach of Tilak Bridge ..	997 5 6
(2) Private street known as Shankar Bari Lane off Girgaum Road	2,370 11 0
(3) Private street off Kika Street	566 11 0
(4) Private street known as Banwankhani Lane ..	104 7 0
(5) Private street ' B ' off Sun Mill Road	2,209 14 0
Total ..	6,249 0 6

185. Recoveries of expenditure from the house-owners were in progress. In 33 cases, claims amounting to Rs. 28,967-5-1 were declared "Improvement expenses" with the sanction of the Corporation under Section 494 of the Municipal Act and steps are being taken to effect recoveries from the tenants of the properties concerned under the provisions of Sections 495 and 496 of the Municipal Act.

186. Decrees have been obtained in 10 cases which were pending in the Court at the close of the year 1930-31. In 17 cases references under Section 503 of the Municipal Act were filed in the Small Causes Court, out of which Decrees have been obtained in 8 cases; claims were settled outside the Court in 2 cases and 7 cases were pending in the Court at the close of the year.

187. The total expenditure incurred on the improvement of private streets during the year under report amounted to Rs. 35,535-13-5 and total recoveries made from the house-owners during the year under review for the improvements carried out during the previous years amounted to Rs. 52,294-5-4.

Conversion of Privies on Basket System into Water Closets on Full Flushing System.

188. This work was transferred to the Building Branch from 1st December 1931. The progress of the conversion of privies under Subvention Scheme was very satisfactory during this period. The number of privies converted upto 30th November 1931 was 4,795, making the total number of privies converted upto that date 22,817.

189. 171 estimates for drainage and sewerage works, 257 for road works (i.e. 428 estimates in all) and 365 tracings and 1,183 blue prints for both drainage and road works were prepared during the year.

190. Similarly under Subvention Scheme 634 estimates, 991 notices under Sections 230 and 238 of the Municipal Act, 203 tracings and 1,573 blue prints were prepared during the year.

II. MAINTENANCE.

Repairs and Alterations to Drains and Sewers.

191. 195 small drainage works of alterations and repairs to the existing drains and sewers were carried out departmentally. 129 manhole frames and covers, 239 gratings and 12 ventshafts were renewed as found necessary. The total certified expenditure booked upto the end of the year was Rs. 24,696 as against the budget provision of Rs. 25,000.

192. Cleansing of pipe sewers, ovoid sewers, storm water drains, water courses, catchpits, water entrances, septic tanks and contact beds, street connections, testing and keeping in order ventshafts.

(a) There are about 141.90 miles of pipe sewers and the systematic cleaning of these sewers was carried out throughout the fair season. Disc and cleaning rods were passed through 105.08 miles of these sewers and the silt removed therefrom amounted to 3,005.05 tons or 76,184.50 c. ft., 2,336 chokes and obstructions from pipe sewers were removed.

(b) There are 15.84 miles of ovoid sewers including duplication. Scrapers were passed through 9.85 miles of these sewers and silt removed therefrom amounted to 720.39 tons or 18,263.50 c.ft.

(c) There are about 194.28 miles of storm water drains, out of which 18.09 miles were cleaned and 6,936.06 tons or 1,75,843.75 c. ft. of silt removed from storm water drains in Parel Tank Road, Tardeo and Clerk Roads, Foras Road, Water Street, Milk Street, Byculla Station Road, Pais Street, Kiledar Street, Clerk Road, Bapty Road, Victoria Garden Road, Parel Road, Dadar Road, Bhendy Bazar Road, Falkland Road, Erskine Road, Grant Road, Gowalia Tank Road, Tank Pakhadi Road, Parel Bhendy Bazar.

(d) Water courses at the following places were cleaned :—

Tulsi Pipe Line, Sewri Cemetery, Narayen Dabholker Road, Carroll Road, Elphinstone Road, Haines Road (Dhobighat), Warden Road, Nepean Sea Road, Tardeo Flst (old), Arthur Road, Naigaum Road, Kharwawadi (Walkeshwar), Currey Road, Dadar Road, DeLisle Road from Mr. Soman's bungalow, Anjirwadi.

(e) There are 32 catchpits on pipe sewers and 9 on main sewers. They are frequently cleaned during the year and the silt removed amounted to 3,899.78 tons or 98,867.81 c.ft.

(f) There are about 12,711 water entrances in the City, of which 5,179 are provided with closable type of frames and gratings, 2,819 with gratings and concrete covers and 4,713 with gratings and plates. These were cleaned, opened and closed before and after the monsoon and kept in working order.

(g) Some damage was caused during the last rains to the enclosure work of the Biological Installation and to the breakwaters by the sea walls in connection with Malabar Hill sectional sewerage work and arrangements were being made to carry out the repairs at the close of the year. The septic tanks and contact beds were cleaned and maintained in proper order.

(h) About 28,474 street connections were cleaned and maintained.

(i) There are 714 ventshafts to ventilate the pipe sewers and main sewers and they were tested and kept in working order.

(j) The total expenditure on cleaning work amounted to Rs. 2,71,843.

193. Cleaning, Maintaining and Upkeep of Open Main Drains and Low Level Channels.

(a) The work of cleaning open main drains and low level channels was carried out departmentally at a total cost of Rs. 4,776 and Rs. 6,974 out of the grants of Rs. 5,000 and Rs. 7,000 respectively provided for the purpose and the silt removed therefrom amounted to 18,186 tons or 4,61,062 c. ft. and 18,866 tons or 4,78,300 c. ft. respectively.

(b) The open main drains and low level channels were maintained in proper repairs and expenditure amounted to Rs. 3,621 against the grant of Rs. 4,500 provided for the purpose.

Cleaning of Drains Attached to Municipal Premises.

194. About 853 works in connection with cleaning of the drains attached to municipal properties were carried out at a total cost of Rs. 4,469 out of the grant of Rs. 4,500 provided for the purpose.

Departmental and Private Works.

195. Minor departmental and private works of the total cost of about Rs. 39,955-9-0 were carried out departmentally at the cost of various Municipal Departments and private parties.

Relieving Arches of Old Main Drain at Falkland Road.

196. A provision of Rs. 5,000 was made in the budget for the year 1931-32 for the work. An estimate amounting to Rs. 4,985 was prepared and the work was taken in hand with the Municipal Commissioner's sanction. The certified expenditure upto the end of the year amounted to Rs. 4,402.

Sluices.

197. There are 14 existing sluices for the storm water outfalls and 24 fair weather connections which were maintained in working order during the year at a total cost of Rs. 2,892.

Underground Flushing Tanks.

198. There are 340 underground flushing chambers to flush pipe sewers and they were tested, repaired and kept in working order at a total cost of Rs. 300.

NEW WORKS.

(a) Petty Drainage Works.

199. 8 drainage works were carried out departmentally out of the grant of Rs. 15,000 provided in the budget under New Works, Drainage, and the total certified expenditure up to the end of the year amounted to Rs. 11,726.

(b) Completion of House Drainage connections in different parts of the City.

200. The street portions of the house drain connection works in the City were carried out departmentally during the year. 131 sullage connections were made and the certified expenditure upto the end of the year amounted to Rs. 13,682. These connections served 195 premises all of which were drained on water carriage system. 61 storm water drain connections were made and the total certified expenditure upto the end of the year amounted to Rs. 3,354.

(c) Permanent Manholes over S. W. Drains.

201. A provision of Rs. 3,000 was made in the budget for the year under report under New Works for providing permanent manholes over storm water drains and the work was carried out departmentally as under :—

15	manholes at	Nagdevi Cross Lane.
2	„	„ Bhandup Street.
10	„	„ Nakhoda Street.
3	„	„ Dariasthan Street.
4	„	„ Garibdas Street.
6	„	„ Sonapur Street.

The total expenditure upto the end of the year amounted to Rs. 2,907.

(d) Chaupatty Sea Face Protection Work.

202. A provision of Rs. 5,900 was available for the above work and a stepped wall about 200 ft. in length was constructed at a cost of Rs. 5,508 to prevent erosion of the sea. A length of about 380 ft. has so far been completed at a cost of about Rs. 8,600 and an expense of about Rs. 3,400 has been incurred on repairs and other sundry works, such as earth filling, etc.

203. (e) **The following works of S. W. Drainage were carried out at the Maternity Home at Bellasis Road.**

	Rs.	a.	p.
(1) Substituting new pattern single water entrances in place of old ones	474	0	0
(2) Laying a portion of 9" s. w. drain in the compound of the Home	500	10	0
Total Rs. ..	974	10	0

(f) Filling in and Levelling.

204. The work of levelling and dressing a portion of the playground for G. S. Medical College students was carried out at the cost of Rs. 2,372-1-0.

(g) Latrines and Urinals.

205. The 1st work mentioned below which was in progress at the close of the last year was completed at a total cost of Rs. 1,084-1-0 while the 2nd and 3rd works were postponed owing to certain difficulties. Two new works were undertaken and completed during the year. The total cost of these works amounted to Rs. 3,672.

No.	Description.	Cost.
1	Construction of 2-seated urinal at Arthur Road	Rs. 1,084-1-0.
2	Construction of a 4-seated urinal at the junction of Arab Lane and Grant Road	(Postponed.)
3	Construction of a 2-seated urinal at Padamji Road opposite Dubash Theatre	(Abandoned.)
4	Converting 4 out of 12 urinal seats into water-closets on full flushing system at Sukhlaji Street	Rs. 1,612-4-0.
5	Construction of a 2-seated trough pattern urinal at Broach Street ..	,, 975-11-0.
	Total Rs. ..	3,672-0-0.

MISCELLANEOUS DRAINAGE WORKS.**(a) Sanitary arrangements of Health Camps.**

206. 52 works in connection with sanitary arrangements of various Health Camps, Observation Camps and Plague Hospitals were carried out during the year.

207. (b) The arch of the Falkland Road arched drain gave way under the tram lines opposite Baliwala Theatre during December 1931 and was repaired.

ROAD REPAIRS AND MAINTENANCE.

(a) Water Bound Macadam Roads.

208. The area of water-bound macadam roads repaired and maintained during the year and the expenditure incurred thereon is as given below :—

Kind of work.	Area in square feet.	Cost.
		Rs. a. p.
Resurfacing with 3" metal	7,75,960	74,495 10 11
Patch repairs	2,289,268	1,64,345 7 2
Maintenance of katcha footpath	4,349 9 9
Maintenance of roadside trees..	9,859 11 8
	Total ..	2,53,050 7 6

209. The average rate of repairing water-bound roads worked out to Rs. 7-2-10 per 100 square feet against Rs. 8-2-5 of the last year.

(b) Asphalt Roads.

210. Water-bound roads comprising an area of 297,110 square feet were resurfaced with 3" asphalt macadam and other roads comprising an area of 2,280,831 square feet were surface dressed with bitumen.

211. The average rate of asphalt macadam and surface dressing with asphalt worked out to Rs. 14-10-6 and Rs. 8-5-9 per 100 square feet respectively, as against the rate of Rs. 21-4-9 and Rs. 7-1-7 per 100 square feet during the last year.

212. The total expenditure in carrying out the above operations amounted to Rs. 3,10,293-15-2.

(c) Restoration of Trenches.

213. The following lengths of trenches in roads were opened by various departments and utility companies :—

	R. ft.
1. Water Department	65,575·46
2. Bombay Gas Co.	21,254·19
3. Bombay Telephone Co.	10,810·73
4. B. E. S. & T. Co., Ltd.	25,234·79
5. Government Telegraph Department	374·00
6. Drainage works	12,946·49
7. Miscellaneous agencies	23,531·29
Total ..	<u>1,59,726·95</u>

This is equivalent to 30·25 miles out of the total of 221 miles of roads in the City.

214. These excavations were repaired by this Department at the cost of departments or parties concerned. The total cost of the above works carried out by this Department amounted to Rs. 2,33,627-10-0.

(d) Road Watering.

215. All water bound roads comprising an area of 1,63,90,210 square yards were watered twice a day and the expenditure incurred thereon amounted to Rs. 43,376.

(e) Roadside Trees and Benches.

216. About 700 trees of different species were planted on different roads in the City. Of this number 100 were planted in freshly prepared pits to form new avenues for which a grant of Rs. 1,000 was provided in the budget, and the remaining were planted in the existing avenues in place of casualties due to various causes. The cost of planting trees amounted to Rs. 941. The young trees were obtained from the Road Department nursery at Siri Road where there are nearly 1,000 seedlings of 30 different species in stock. The total cost of the nursery amounted to Rs. 967.

217. About 22 large trees were uprooted by the heavy gales of wind and rain during the monsoon during the year under report but no damage was done to life or property.

218. 8 benches were purchased at a total cost of Rs. 198.

(f) Steam Rollers.

219. The total strength of steam rollers is 31. Out of these 27 are on road work and 4 on asphalt work. The average number of rollers used on roads per day came to 24 including the asphalt rollers.

220. The total expenditure on maintenance of steam rollers during the year amounted to Rs. 82,424-14-0.

(g) Motor Traction.

221. During the year 1931-32, 17 motor lorries of the Transport Department travelled 1,02,892 miles.

222. All these lorries are charged to the various departments at the rate of annas eleven per lorry per mile as in the last year and Rs. 3-8-0 per brass from any Municipal quarry to any part of the City.

223. Several of these lorries, which have passed their profitable life and have been depreciated, are running satisfactorily. A number of obsolete lorries have been disposed of and it is proposed to make a provision to replace some of them in the budget for the year 1933-34.

224. The above figures do not include the ambulances, Health Department, Water Department and Drainage lorries and meat vans which total 72 and are run by the respective Departments.

225. The cost of running the motor lorries supplied to the Works Branch during the year amounted to Rs. 52,647-10-0.

Works Carried out on behalf of Other Departments or Private Parties.

226. (a) 54 works were carried out departmentally on behalf of other departments during the year 1931-32 at a total cost of Rs. 29,992-11-0.

227. (b) 53 works were carried out during the year on behalf of private parties after receiving deposits from them at a total cost of Rs. 10,763-9-0.

Permits Issued.

228. In all 1,054 permits were issued during the year under report for the following purposes :—

(1) Temporary erection of mandaps	71	Nos.
(2) For placing chairs and benches	248	"
(3) For erection of scaffolding or stacking building materials	489	"
(4) For "Holi" festival (free)	108	"
(5) For "Mohorrum" festival (free)	138	"
	<hr/>	
	1,054	Nos.

Street Widening Consequent upon Adding of Set-backs.

229. About 6,244·09 sq. yards of land was added to the roads as set-backs in different wards of the City and expenditure incurred in carrying out these works amounted to Rs. 27,890. This includes the cost of such incidental works as shifting of tram poles, electric cables, etc. which came within the area of set-backs.

The Following Footpaths and Roads were taken over from B. I. Trust and B. P. Trust.

230. (a) Footpaths taken over :—

No.	Name of road.	Length in R. ft.	Area in sq. ft.
1	Merewether Road	270	2,698·00
2	Garden Road	209	1,468·56
3	Oliver Road	308	2,161·53
4	Walton Road	183	1,329·16
5	Karwar Street	244	1,220·00
6	Kumpta Street	600	3,000·00
7	Mangalore Street	488	2,440·00
8	Calicut Street	30	150·00
9	Sprott Road	342	3,961·20
10	Currimbhoy Road	200	2,332·00
11	Wittet Road	769·50	7,870·90
12	Nicol Road	307·00	3,684·00
13	Dougal Road	306·75	3,543·94
14	Graham Road	162·50	1,894·75
15	Esplanade Road junction with Cruickshank Road	8,136·00
16	Memonwada Road (Scheme No. 37)	200·00	1,251·00
17	Nowroji Hill Estate (Scheme No. 29)	2,190·00	20,874·69
18	Parel Road opposite Plot Nos. 2, 3 and 4, Scheme No. 43	200·00	4,077·00
19	Bomanji Master Road junction with Bomanji Master Road and Kalbadevi Road	177·17	971·68
20	Morland Road	80·00	666·00
21	Road No. 9	412·00	4,123·00
	Total ..	7,678·92	77,853·41

The total length of footpaths taken over is 1·45 miles.

(b) Roads taken over :—

No.	Name of Road.	Length in R. ft.	Area in sq. ft.
1	Karwar Street	122	3,660.00
2	Kumpta Street	300	9,000.00
3	Mangalore Street	244	7,320.00
4	Calicut Street	15	450.00
5	Memonwada Road, Scheme No. 37	530	2,460.00
6	Mahomedali Road, Scheme No. 37	2,767	1,32,010.00
7	Nowroji Hill Estate, Scheme No. 29	220	1,323.00
8	Road No. 15, Scheme No. 60	317.25	10,659.24
9	Road No. 24, Scheme No. 60	705.41	21,162.50
10	Road No. 52, Scheme No. 57	1,302.33	35,250.39
11 *	Approaches and the road surface of Mahaluxmi Overbridge	8,290.00	2,56,460.00
	Total ..	14,812.99	4,79,755.13

* This road was taken over from the B. B. & C. I. Railway.

The total length of roads taken over is 2.80 miles.

Occupation of Roads with Building Materials.

231. Action under Section 322(c) of the Municipal Act was taken by this Department to prevent unauthorised occupation of roads with building materials. About 778 notices were served for contravening the provisions of this Section.

232. About 489 bills were prepared for the recovery of the fees for occupation of roads with building materials or scaffolding and the fees recovered amounted to Rs. 9,557-2-4.

Recovery of Ground Rent on account of Occupation of Roads and Footpaths by Private and Public Bodies.

233. About 1,320 monthly bills and 77 yearly bills were prepared for recovery of ground rent in respect of temporary letting of roadside lands or parts of footpaths for erection of petrol tanks, pumps and other miscellaneous occupations and the rents recovered in this respect amounted to Rs. 37,920-8-4. This is exclusive of the rent for tramway tracks and wayleave in respect of telephone wires, which amounted to Rs. 65,217-5-10 and Rs. 64,138-14-4 respectively.

234. Permission for installation of 10 underground storage tanks and 11 kerb-side pumps was granted to dealers in petrol.

235. Road materials and materials required for drainage works purchased during the year are as per Statement marked W. E. C.

Tramways.

236. No new tramway tracks were laid during the year under report.

237. In accordance with Corporation Resolution No. 4313 of the 7th October 1915, the following information regarding the rolling stock has been obtained from the Bombay Electric Supply and Tramways Company, Ltd., for the year under report :—

Q.—The number of cars running in the City classified according to the different types with the total carrying capacity of each.

A. — 264 units consisting of :—

58 double deck bogies each seating 104 passengers.

1 double deck bogie seating 100 passengers.

9 bogie trains each seating 98 passengers.

33 bogie trains each seating 94 passengers.

5 single trucks each seating 32 passengers.

15 single trucks double deck each seating 64 passengers.

98 single truck trains each seating 78 passengers.

45 single truck trains each seating 70 passengers.

Total 264

238. During the year no tramways shelter were erected by the Bombay Electric Supply and Tramways Co., Ltd.

Street-Name Boards.

239. No new street-name boards were fixed during the year under report. Old boards were renewed and painted where necessary at a total cost of Rs. 144.

Name of Material.	Quantity.	Rate.	Per.	Amount.	Name of Supplier.	REMARKS.
	Ton. cwt. qr. lb.	Rs. a. p.		Rs. a. p.		
Asphalt	1,199 18 2 20	99 0 0	Ton.	1,18,793 0 0	Messrs. Texas Co. (India) Ltd.	
Cold Asphalt Emulsion	{ 195 9 2 1 50 0 0 0	132 0 0 137 4 0	"	32,763 0 0	Messrs. Dussek Bitumen Co.	
Metal 2½"	7,32,655 c. ft.	11 6 9	100 c. ft.	83,682 15 1	Mr. Usman Haji Mahomed.	
Sand (coarse)	2,16,355 "	10 3 6	" "	22,108 13 2	" S. G. Bhavs.	
Coke	1,598 16	25 0 0	Ton.	39,970 0 0	The Bombay Gas Co., Ltd.	
Tar	6,400 gals.	4 8 0	cwt. of 10 gals.	2,880 0 0		
Clinkers	3,546 c. ft.	8 0 0	100 c. ft.	246 12 10	*Messrs. Raoji Sojpal & Co.	
Murum	17,627 "	5 0 0	" "	766 12 6		
Lime, fresh, Andheri	13,838 "	30 0 0	" "	3,611 11 6		
Road metal 1½"	1,964 "	15 0 0	" "	256 4 10		
Sand from Danda	1,367 "	13 0 0	" "	154 9 9		
Table stone	3,905 Nos.	60 0 0	100 Nos.	2,038 6 7		
Rubble stone	19,172 c. ft.	12 0 0	100 c. ft.	1,914 8 11		
Shahabad slabs 3" thick	12,861 s. ft.	27 0 0	100 s. ft.	3,021 0 9		
Chips ½"	720 c. ft.	28 0 0	100 c. ft.	175 6 3		
Chips ¾"	7,097 "	25 0 0	100 "	1,543 9 7		
Kerb stones, medium dressed	5,373 r. ft.	85 0 0	100 r. ft.	3,973 5 5		
Sett stones for paving 6" to 9" x 4" x 6"	15,402 Nos.	11 0 0	100 Nos.	1,473 15 6		
Drainage articles for latrines and urinals, etc., bricks, bamboos, rafters, mats, etc.	12,767 2 3		
			Total ..	3,32,160 6 11		

* The actual rate for materials bracketed in this statement are 13 per cent. below the rates quoted in Column No. 3.

Repairs to Capital Roads.

240. 17 roads constructed on permanent basis were repaired (in part) at a total cost of Rs. 68,926.

MISCELLANEOUS ROAD WORKS.**Gibbs Road Subsidence.**

241. The work of constructing a catch-water drain in the compound of Parsee Panchayet property and improving the slope towards the Hughes Road was completed at a total cost of Rs. 31,934.

Street Lighting.

242. During the year under report the street lighting was done by 6,891 gas lamps, 1,315 electric lamps, 230 (Bannister) Incandescent oil lamps and 20 kerosene oil lamps.

243. The amount spent on each for the year is given as under :—

	Rs.
Gas lamps	6,14,891
Electric lamps	2,63,209
" Bannister " (Incandescent kerosene oil) lamps ..	82,773
Kerosene oil lamps	797
Total ..	9,61,670

244. In addition to the above a sum of Rs. 29,070 was spent on the following items :—

	Rs.
(1) For erecting new lamps to improve the lighting arrangement	4,161
(2) Repairs and maintenance	6,624
(3) Establishment	17,921
Miscellaneous	360
Total ..	29,066

245. The total expenditure incurred on lighting during the year amounted to Rs. 9,90,736.

246. New lanterns as shown below were provided on the following roads :—

Electric Lamps.

Road No. 54, Sion Scheme	5-75 watt.
Foot overbridge south of Byculla Railway Station..	2-100 "
Vorli Chawl area	1-200 "
Road No. 15, Naigaum Estate	1-300 "
Jacob Circle Gardens	3-300 "
Mahamedali Road	5-300 "

Gas Lamps.

70 C.P. Walkeshwar Road Cross Lane	2—1-lt.	Littleton.
70 C.P. Tadwadi Lane	1—1-lt.	..
70 C.P. Cassinath Road off Tardeo Road ..	5—1-lt.	..
70 C.P. Mahim Durga Street	8—1-lt.	..
70 C.P. Private street off Colaba Road opposite Baptist Church.	{ 4—1-lt. 1—2-lt.	{
160 C.P. Guzder Street off Girgaum Road ..	3—2-lt.	..
160 C.P. Cavel Lane	2—2-lt.	..
160 C.P. 40' road off Lady Jamshedji Road (Mahim Park area).	6—2-lt.	..
160 C.P. D. M. Estate Road No. 53	1—2-lt.	..
160 C.P. Do. do. 52	1—2-lt.	Hexagonal.
160 C.P. Kambekar Street	1—2-lt.	..
270 C.P. Jail Road east	6—3-lt.	Littleton.
270 C.P. King Edward Road	4—6-lt.	Rochester. 3 (lts. lit only.)
500 C.P. Jacob Circle	3—5 lt.	Littleton.

247. The total candle power on roads is as given below :—

	1931-32.
Gas	16,95,640
Electric	3,90,884*
Bannister	1,12,200

248. The number of gas and electric lamps are given below :—

Low Pressure Gas Lamps.

Type of lantern.	1-lt.	2-lt.	3-lt.	4-lt.	5-lt.	6-lt.	10-lt.	12-lt.	18-lt.	24-lt.	Total.
Hexagonal	3,280	475	361	1	4,117
Bombay	956	..	324	1,280
Littleton	32	280	114	151	288	865
Rochester	387	46	55	82	..	520

High Pressure Gas Lamps.

Type of lantern.	300 C. P.	500 C. P.	1,000 C. P.	1,500 C. P.	3,000 C. P.	Total.
Keith	2	17	27	54	1	101
Suggs	8	8

* (The actual candle power of the lamps (bulbs) only. But the candle power emitted through the scientific globes on account of Refractors and Reflectors is almost double).

Electric Lamps.

Type of lanterns.	Street lamps.										Total.
	40 watt.	75 watt.	100 watt.	150 watt.	200 watt.	300 watt.	500 watt.	1,000 watt.	1,500 watt.	Turtle.	
Holophane or Heydon Harrison or Wembley Wadle and City lanterns	13	5	57	1	336	861	32	8	1	1	1,315

The above statement of lamps includes the lamps maintained by the B. E. S. and Tramways Company near Victoria Terminus, lamps taken over from private streets when they were declared public, the G.I.P. Railway, the Bombay Improvement Trust and the Bombay Port Trust.

249. Details of lamps taken over from other bodies are as under :—

—	1-lt. Littleton.	2-lt. Littleton.	2-lt. Hexagonal.	Total.
(a) Private streets	11	4	15

—	6-lt. Rochester.	2-lt. Littleton.	2-lt. Hexagonal.	Total.
(b) Bombay Improvement Trust ..	4	1 75 watt. 5	1 300 watt. 6	17
(c) Bombay Development Deptt...	200 watt. 1	1
(d) G. I. P. Ry.	100 watt. 2	2

250. The total quantity of gas consumed for street lighting during the year was 20,04,88,134 c. ft. as against 19,93,23,788 c. ft. in the previous year ; Calorific value of gas being 400 (Min.) B. T. U.

Electricity.

	1931-32.	1930-31.	
Total aggregate load of lamps ..	358.22	348.15	Kilo watts.
Load of all-night lamps	337.92	327.85	do.
Load of half-night lamps	20.30	20.30	do.

251. At the beginning of the year steps were taken to economise the lighting cost by reducing the number of lights in the various parts of the City.

252. The contract for Incandescent oil street lighting expired at the end of the year and steps were taken to enter into a new contract.

DISPOSAL OF TOWN REFUSE.**Running of Kutchra Trains.**

253. From 23rd March 1931 only one kutchra train at night is despatched to Deonar and on Thursdays and Sundays two trains per day used to be despatched for some months. The staff was therefore proportionately reduced.

254. 660 new sleepers were purchased for the Rly. line to replace the old and unserviceable ones through the Storekeeper out of the grant of Rs. 5,000 provided in the New Works Budget for the year 1931-32.

255. The long pending question as to the conveyance of the land purchased from Government for purpose of locating a Municipal Slaughter House at Chembur was satisfactorily settled with Government and the Corporation under their Resolution No. 419 of 14th April 1932 agreed to accept a Sanad from Government in the Form F attached to the Land Revenue Rules.

Area Reclaimed.

256. Very little area of land could be reclaimed during the year as most of the kutchra had to be deposited on the sides of the Chord Bund in place of the burnt refuse and this also caught fire. The total area reclaimed comes to 276 acres.

Income.

257. The rights of cultivating the reclaimed land as well as the land acquired for the Slaughter House area for the year ending 31st March 1932 were sold for Rs. 8,000 and Rs. 5,000 respectively and those of fishing in the Khajans, etc., in the above plots were sold for Rs. 2,735.

258. As observed in the previous year's report that the revenue from the cultivation of the land is continuously decreasing owing mainly to the deterioration of the soil on account of its being under cultivation year after year without any rest and also to a certain extent owing to the fall in the prices of commodity.

259. The Director of Agriculture, Bombay Presidency, was requested to examine the land and suggest remedies to improve the fertility of the soil. The Deputy Director of Agriculture was good enough to visit the place during the last monsoon and after analysing the samples of the soil has suggested certain remedies for raising the fertility of the land and thereby enhancing the rent.

260. The experiments suggested by him are being carried out under the supervision of an official of the Agricultural Department and their effect will be kept under observation.

261. The permission granted to the staff for conducting a Grocer's shop in the Municipal Camp at Chembur on co-operative basis has been extended for one year after which the facilities given will be withdrawn if the shop is not registered within that time.

Accidents and Fire.

262. Most of the reclaimed land during the year caught fire and the train had to be shifted from siding to siding. There was slight damage to some of the wagons.

Detention of Kutchra Trains.

263. With reference to the remarks made by the Standing Committee at page VI of their review of the Administration Report for the year 1930-31 I may state that there is no possibility of the engine detention fee of Rs. 5 per hour per trip being reduced or compounded as the fee is covered by contract entered into with the Ry. Administrations; it is also impossible to try and save this fee as it is not possible to finish the shunting operations of the trains within the stipulated time of 30 minutes.

Sickness.

264. There was not much sickness in the Camp which accommodates 725 persons. The Medical Attendant from the Health Department visited the Camp regularly every evening and administered medicines free.

265. There were 20 deaths in the Camp during the year of which 13 were children, and 33 births out of which 16 were male and 17 female.

Education of the Children of the Staff.

266. The elementary vernacular school for the benefit of the children of the Municipal staff established by the Depressed Class Mission Society continues to do good work, the average attendance being 61 pupils.

I have the honour to be,
Sir,
Your most obedient servant,

T. K. RODDAN,
City Engineer.

WATER WORKS.

The total quantity of water received during the year from all sources (Tansa, Vehar and Tulsi) amounted to 32,106 million gallons or an average of 87.96 million gallons per day. The corresponding figures for the preceding year being 30,026 million gallons or an average of 82.26 million gallons per day.

The average daily supply to the suburbs was 2.13 million gallons per day, leaving a balance of 85.83 million gallons for distribution in the City. Taking the population according to the Census Report of 1931 at 11,57,851, the average daily supply per head of population was 74.13 gallons for all purposes as compared with 69.28 gallons during the preceding year.

TANSA LAKE.

The total rainfall for the year measured on the dam at Tansa was 112.07 inches or 13.7 per cent. above the average of the preceding five years.

Rain fell on 110 days and exceeded one inch per day on 19 occasions, 2 inches per day on 4 occasions, and 3 inches per day on 11 occasions. The maximum rainfall recorded in a day was 6.13 inches.

The lake commenced to overflow at R.L. 420 T.H.D. on 22nd July 1931 when the rainfall amounted to 52.06 inches and continued to overflow up to 12th September 1931. There was a second overflow between 21st September 1931 and 24th October 1931.

The quantity of water impounded in the lake before the first overflow commenced was 29,200 million gallons and the quantity impounded in the lake before the commencement of the second overflow was 314 million gallons. These quantities are exclusive of the quantity supplied to the City, evaporation and other losses during the period the water was being impounded.

The run off from the catchment of 52½ square miles up to 22nd July 1931 when the lake began to overflow was 75 per cent. of the rainfall recorded on the dam.

The total quantity of water brought into the City and suburbs was 27,806 million gallons or an average of 76.80 million gallons per day. No water was discharged from the Tansa mains or duct into the Vehar lake at Bhandup during the year.

The loss of water from the lake through supply, evaporation, leakage and absorption between 1st April 1931 and 31st May 1931 was 5,604 million gallons and between 1st November 1931 and 31st March 1932 was 15,185 million gallons, making a total of 20,789 million gallons for 213 days or an average of 98 million gallons per day.

The average loss of water by evaporation measured during the dry months was .02 feet per day equivalent to an average of 18.1 million gallons per day.

The lowest level to which the water was drawn before the monsoon was 390.20 feet above the T.H.D. At this level the lake contains 6,403 million gallons.

The total visible leakage along the duct between Tansa and Ghatkoper measured at the close of the year was .195 million gallons per day.

The whole of the water supply from Tansa was chlorinated at Bhandup before being supplied to the City.

There were three bursts on the 48" Tansa main during the year, one at mile 48 outside Bombay, one at Vincent Road and one on Suparibag Road near Chinchpokli Road junction.

VEHAR LAKE.

The total rainfall for the year measured at the dam was 121.03 inches or 35.1 per cent. above the average of the preceding five years.

Rain fell on 107 days and exceeded 1 inch per day on 24 occasions, 2 inches per day on 7 occasions, and 3 inches per day on 9 occasions. The maximum rainfall recorded in a day was 9.71 inches.

No water was discharged into the lake from the Tansa mains or duct line.

The lake commenced to overflow at R. L. 264.50 T. H. D. on 16th July 1931 when the rainfall amounted to 46.20 inches and continued to overflow upto 17th September 1931. There was a second overflow between 2nd October 1931 and 29th October 1931.

The quantity of water impounded in the lake before the first overflow was 2,222 million gallons and the quantity impounded before the commencement of the 2nd overflow was 62 million gallons. These quantities are exclusive of the quantity supplied to the City, evaporation and other losses during the period the water was being impounded.

The run off from the catchment of 3,950 acres before the lake began to overflow excluding the quantity received from the overflow of Tulsi lake was 66 per cent. of the rainfall recorded on the dam.

Water was drawn from the lake for supply to the City from 20th May 1931 upto 31st March 1932.

The total quantity supplied to the City during the period was 4,300 million gallons or an average of 13.6 million gallons per day.

The loss of water from the lake through supply, evaporation, leakage and absorption between 20th May 1931 and 31st May 1931 was 194 million gallons and between 1st November 1931 and 31st March 1932 was 3,161 million gallons, making a total of 3,355 million gallons for 152 days, or an average of 22.1 million gallons per day.

No water was drawn off the lake between 1st April 1931 and 19th May 1931 and the loss due to absorption, leakage and evaporation during that period amounted to 390 million gallons for 49 days or an average of 8 million gallons per day.

The average loss of water by evaporation as measured during the dry months was .016 feet per day, equivalent to an average of 5.6 million gallons per day.

The lowest level to which the water was drawn before the monsoon was 258.29 feet above T. H. D., leaving 27.79 feet or 6,898 million gallons above the levels of the lowest outlet.

There were no bursts on the Vohar Pipe Line outside Bombay during the year. The whole of the water supplied from Vohar was chlorinated at the source before being supplied to the City.

TULSI LAKE.

The total rainfall for the year measured at the dam was 150.72 inches or 41.7 per cent. above the average of the preceding five years.

Rain fell on 110 days and exceeded 1 inch per day on 26 occasions, 2 inches per day on 10 occasions and 3 inches per day on 12 occasions. The maximum rainfall recorded in a day was 10.18 inches.

The lake commenced to overflow at R. L. 456.50 T. H. D. on 16th July 1931 and continued to overflow up to 24th October 1931.

The quantity of water impounded in the lake before the overflow commenced was 670 million gallons, which is exclusive of the evaporation and other losses and the run off from the catchment of 1,669 acres was 76 per cent. of the rainfall recorded on the dam.

No water was drawn from the lake for supply to the City during the year.

The loss of water from the lake due to evaporation, leakage and absorption between 1st April 1931 and 31st May 1931 was 147 million gallons and between 1st November 1931 to 31st March 1932 was 400 million gallons, making a total of 547 million gallons for 213 days or an average of 2.6 million gallons per day.

The lowest level reached by the water was 448.54 T. H. D.

The average loss of water by evaporation as measured during the dry months was .029 feet per day equivalent to an average of 2.5 million gallons per day. There were no bursts on the Tulsi main during the year.

The filters at Tulsi were thoroughly overhauled, rendered watertight and the whole of the filtering media was washed, screened and regraded.

POWAI LAKE.

The total rainfall for the year measured at the dam was 127.04 inches or 38.04 per cent. above the average of the preceding five years.

Rain fell on 107 days and exceeded 1 inch per day on 22 occasions, 2 inches per day on 7 occasions and 3 inches per day on 10 occasions. The maximum rainfall recorded in a day was 11.15 inches.

The lake commenced to overflow at R. L. 195 T.H.D. on 12th July 1931 when the rainfall amounted to 34.68 inches, and continued to overflow up to 26th October 1931.

The quantity of water impounded in the lake before overflow commenced was 422 million gallons and the run off from the catchment of 1,650 acres was 35 per cent. of the rainfall recorded on the dam.

No water was drawn from the lake for supply to the City or Suburbs during the year.

The loss of water from the lake due to evaporation, and absorption between 1st April 1931 and 31st May 1931 was 145 million gallons and between 1st November 1931 and 31st March 1932 was 218 million gallons, making a total of 363 million gallons for 218 days or an average of 1.7 million gallons per day.

SERVICE RESERVOIRS.

There were no additions or alterations made to the Service Reservoirs at Malabar Hill and Bhandarwada during the year. The Public Tennis Courts at the latter reservoir were not so well patronized, as in the previous year, the total receipts for the year amounting to Rs. 556 as against Rs. 627 during preceding year.

VAITARNA SCHEME SURVEY.

The survey of the Vaitarna River was completed by the end of December 1931 and alternative schemes with plans and estimates for diverting a portion of the monsoon flow of the river into the Tansa Lake have been prepared.

NEW WORKS.

The following works in connection with laying of new water mains, replacing worn out water mains and diverting water mains were done during the year :—

Ward.	Locality.	Size of main.	Total length laid.	Total length removed.
E	Clare Road ...	6"	269 R. ft.	<i>Nil.</i>
D	Gibbs Road ...	24"	398 "	156 R. ft.
"	Do. ...	9"	406 "	<i>Nil.</i>
"	Do. ...	6"	<i>Nil.</i>	506 R. ft.
"	Ridge Road ...	6"	6 R. ft.	<i>Nil.</i>
"	Walkeshwar Road .	9"	5,880 "	"
"	Do.	3"	414 "	"
"	Do.	5"	59 "	"
"	Do.	4"	13 "	"
"	Frere Bridge ...	New 24" Sluice	Valve fixed on 10 r. ft.	36" Tansa Main.

Ward.	Locality.	Size of main.	Total length laid.	Total length removed.
F.	Bhoiwada Cross Rd. to Naigaum X Rd.	6" 3"	333 R. ft. <i>Nil.</i> 330 R. ft.
F.	Providing 1 S. P. Hydrant	3"	6 R. ft.
F.	From Naigaum X Rd. to Buran Tank .. }	6" 3" 3"	1837 " 136 " <i>Nil.</i>	<i>Nil.</i> <i>Nil.</i> 950 R. ft.
G.	Lady Hardinge Rd. (Dharavi Area) .. }	12" 6" 3"	872 R. ft. 463 " 81 "	<i>Nil.</i> <i>Nil.</i> <i>Nil.</i>
G.	Mahim Fort	6"	624 "	<i>Nil.</i>
G.	Between Lady J. Rd. and Cadell Road ..	6" 3"	832 " 98 "	<i>Nil.</i> <i>Nil.</i>
G.	Portuguese Church Street	12"	727 "	<i>Nil.</i>
	Do.	9"	66 "	<i>Nil.</i>
	Do.	6"	257 "	<i>Nil.</i>
	Do.	3"	11 "	<i>Nil.</i>
	Do.	6"	<i>Nil.</i>	82 R. ft.
	Do.	4"	<i>Nil.</i>	21 ..
	Do.	3"	<i>Nil.</i>	103 ..

MAINTENANCE WORKS.

There were 39 bursts on water mains of various sizes during the year, viz. :-

3"	15
4"	7
5"	5
6"	7
7"	2
48"	3

The number of water connections made during the year 1931-32 was 741. The number of connections cut off for various reasons was 339, out of which 282 were subsequently restored.

The net increase in the number of connections is therefore 684. The total number of connections now stands at 35,789.

The total number of Municipal meters at present in use is 2,118.

The number of Disconnection Orders sanctioned by the Standing Committee during the year was 456 against 495 last year. These have been dealt with as follows :-

(1) Disconnections not enforced owing to the requirements having been complied with	229
(2) Disconnections enforced	227
(3) Connections restored on compliance with Municipal requirements.					205
(4) Connections remaining unrestored	22

WASTE PREVENTION.

Waste prevention operations were continued throughout the year with the result that 21,127 defects were detected and repaired ; of these 11,721 were underground and 9,406 above ground defects.

The total length of water mains tested for leakage by Deacon's Meters was 398 miles and 3,281 feet.

The total length of water mains of all sizes tested by sound during the year was 317 miles and 2,138 feet.

The number of defect notices issued during the year was 2,877.

Particulars of defects detected and remedied ; the number of diagrams taken and wastage checked during the year are given in the attached statement.

Prosecutions.—The number of prosecutions launched before the Presidency Magistrate for infringement of provisions of sections under Chapter X of the Municipal Act and for violation of Bye-Laws relating to Water Works during the year under report is 105.

The total amount of fine inflicted and recovered is Rs. 527.

Statement of Defects found on Mains and Service Pipes during the year 1931-32.

Month.	No. of Diagrams taken.	Total leakage discovered and arrested in Gallons per hour.	DEFECTS.																				Total.			
			Under Ground.									Above Ground.														
			Mains.		Sluice Valves.	Hydrants.	Service Pipes.	Stop Taps.	Disconnect-ed service pipes.		Miscellaneous Holes in Mains, etc.	Bib Taps.			Service Pipes.		Ball Valves and Tanks.			Stop Taps leaking.	Meter Coup Flanges, Holes, etc.	Miscellaneous.				
			Bursts.	Joints.					Fer- rule leak.	Pipe leak.		Re- wash- ered.	Out of order.	Left open.	Leak- ing.	With- out Tap.	B. V. out of order.	Tanks with- out B. Vs.	Tanks leaking.							
1931.																										
April	84	305,045	5	29	81	413	318	110	289	193	..	117	4	82	24	15	57	18	13	1,768			
May	99	283,472	3	10	127	507	281	224	5	2	1	211	152	1	105	2	93	14	8	45	29	19	1,839			
June	104	234,483	2	21	114	420	278	134	8	2	..	273	227	..	78	4	120	10	10	63	6	32	1,802			
July	104	235,708	2	11	142	328	262	143	279	286	7	72	17	115	9	5	50	16	33	1,777			
August	100	265,316	2	13	132	407	283	199	2	246	233	..	115	1	176	18	8	53	20	71	1,979			
September	90	242,331	1	23	80	387	254	169	4	218	245	..	101	13	129	21	7	30	16	44	1,742			
October	108	277,134	5	10	167	444	283	299	4	1	..	258	260	..	112	9	151	9	11	24	2	9	2,058			
November	101	239,754	3	26	94	389	219	140	7	253	203	..	79	..	110	10	7	75	9	13	1,037			
December	87	261,905	6	21	114	371	200	198	1	2	..	176	212	..	92	2	117	12	3	35	14	41	1,617			
1932.																										
January	85	238,131	..	23	109	417	217	195	1	207	207	..	123	1	113	8	6	46	17	48	1,738			
February	91	264,077	4	29	86	354	256	255	3	1	..	192	169	..	68	1	82	12	3	39	16	46	1,616			
March	89	247,261	4	22	65	350	245	140	2	182	194	..	61	2	141	1	2	68	32	43	1,554			
Total ..	1142	3,094,615	37	238	1,311	4,787	3,096	2,206	32	8	6	2,784	2,581	8	1,123	56	1,429	148	85	585	195	412	21,127			
Grand Total ..	1142	3,094,615	11,721									2,784	6,622									21,127				

FINANCIAL.

The Budget grant for the maintenance of the Water Works for the year 1931-32 was Rs. 9,21,109 which with the lapsed grants renewed and with the transfers and additional grants sanctioned amounted to Rs. 9,89,771. The total expenditure incurred against this sum and paid for during the year amounted to Rs. 8,46,522, leaving an unexpended balance of Rs. 1,43,249, a portion of which will be renewed in 1932-33 to meet the liabilities incurred during the year :—

The number of cases disposed of was	38,400
The number of vouchers received and passed	2,126
The number of Departmental and private works bills preferred and forwarded	860
The number of references made to Inspectors for certificate of vouchers	1,490
The number of reports and certificates received from the Inspectors ...	15,500
The number of requisitions received and forwarded	2,529
The number of contracts executed	1
The number of advices sent to the Chief Accountant	4,422

FIRE BRIGADE.

No. F/50/SR OF 1932-33.

BOMBAY, 18th April 1932.

FROM

THE CHIEF OFFICER,

BOMBAY FIRE BRIGADE, BYCULLA, BOMBAY.

TO

THE MUNICIPAL COMMISSIONER,

FOR THE CITY OF BOMBAY,

BOMBAY.

SIR,

I have the honour to submit my Annual Report on the working of the Brigade for the year 1931-32.

Calls.—The number of calls totalled 459 as against 531 in the previous year and of these 264 were fires, 80 false alarms, and 15 to fallen buildings and other rescue operations. In some cases more than one call was given for the same fire. Compared with last year the number of fires shows a decrease of 5. Of the 80 false alarms 37 were returned as malicious, 16 it is presumed were given with good intent, and 27 were caused by electrical defects and cable faults.

Fire Loss.—The estimated fire loss amounted to Rs. 9,44,702 showing a decrease of Rs. 2,40,090 when compared with last year and Rs. 5,59,794 below the average of the last three years. Rs. 7,99,233 of the year's loss represented insured and Rs. 1,45,469 uninsured property whilst the total property at risk has been rated at approximately Rs. 2,38,18,836.

Water Supply.—The supply throughout the year has been satisfactory and attendance of the Water Department prompt. The approximate quantity of water used at fires was 18,758 tons, 17,078 of which were drawn from mains and 1,680 tons from sea, tanks and wells.

Lives Lost, etc.—One person was burned to death and six received such injuries that they subsequently succumbed. Fifteen received minor injuries from which they have since recovered. First-aid was rendered by the Brigade to 17 injured persons.

Fire Alarms.—Sixty-two per cent. of the total number of calls during the year were given through the fire alarm system. The total number of fire alarms in the City including 27 private alarms is 179. Owing to the northern part of the City not being fully developed no additional fire alarms have been installed during the year. Three arrests were made in connection with malicious interference with fire alarms. In all the cases the accused persons were found to be insane or of weak intellect and dealt with accordingly.

Appliances.—Great difficulty has been experienced lately in keeping the fire appliances in working order owing to three of the Motor Pumps, one Motor Tender and the Turntable Ladder being over 20 years old and it is regretted that no provision for replacing the latter appliance has been made in this year's Budget. It is feared that if this ladder is not replaced at an early date it will be necessary to take it out of commission as it is not considered safe to keep it in use much longer.

Stations.—It is hoped that the scheme for closing Bhuleshwar Station and opening a new station in Mahomedali Road will receive the Corporation's approval and provision made therefor in the next Budget.

The scheme for closing the Fort Station and opening a new station at Mint Road is still held in abeyance. It is however hoped that funds will soon be available for carrying out this project.

General.—The Brigade appliances on fifteen occasions responded to calls to fallen buildings and other rescue operations. As a result of these collapses, etc., five persons lost their lives and twelve received slight injuries.

The distance run by the appliances to and from 459 calls totalled 3,535 miles.

Hydrant inspections throughout the year were regularly carried out and the defects remedied at once.

Fifty-six inspections of theatres, cinemas and circus tents and eight hundred and seven premises in connection with dangerous trades were carried out.

The general health of the staff was not so satisfactory as it was last year. Owing to retrenchment measures the staff was not at full strength throughout the year. Two men died, 8 retired on pension and 14 resigned or left the service. Several men received slight injuries, but none proved serious.

As approximately 70 per cent. of the staff are qualified in "First Aid" the instruction classes were reduced to two only during the year. In consequence only one examination was held. Out of 22 men appeared for the same 17 passed. The second examination is due early next year.

Ambulance Service.—523 calls to accidents and 1,533 cases of ambulance hire were responded to as against 709 and 1,557 respectively during the previous year. 2,137 persons were carried as against 2,308 last year and the distance run by the ambulances is 16,575 miles. Receipts from hire amounted to Rs. 8,955 as against Rs. 8,315 last year. First-aid to the injured was rendered by the staff on 281 occasions. During the year a new 'White' chassis was purchased and the body of the condemned ambulance transferred by our staff and placed in commission.

A provision for another new chassis has been made in the ensuing year's Budget.

In conclusion, I wish to express my thanks to the officers of the Water Department, Police, and Salvage Corps for the assistance on all occasions.

I have the honour to be,

Sir,

Your most obedient servant,

N. COOMBS,

Chief Officer, Fire Brigade.

Budgetted Strength and Equipment of the Brigade :—

Strength.

1 Chief Officer.	8 Engineers and Fitters.
1 2nd Officer.	24 Motor Drivers.
12 Station Officers.	27 Tindals.
1 Motor Mechanic.	203 Firemen, etc.
1 Sub-Officer.	4 Turncocks.
	1 Carpenter.

Office Staff :—4 Clerks.

Ambulance Staff :—6 Motor Drivers and 15 Attendants.

Equipment.

11 Motor pumps, (11 with 1st aid appliances).	2 12 feet hook ladders.
4 Steam Motor Engines.	12 Hose Reels.
1 Motor Escape and 1st aid tender.	5 Smoke Helmets.
1 Motor ladder and 1st aid tender.	1 Oxy-acetylene cutting plant.
1 Motor turn-table ladder.	1 Foam generator.
1 Motor Emergency van.	1 Motor car.
5 50 feet fire escapes.	2 Motor lorries.
4 60 feet fire escapes.	40,000 feet of hose.
4 35 feet extension ladders.	Chemical extinguishers and other small appliances.

5 Ambulances.

APPENDIX I.

BOMBAY FIRE BRIGADE.

Statement showing the distribution of Engines, etc.

No.	STATIONS.	Motor Pumps.	Steam Motor Engines.	Motor Escape and 1st Aid Tenders.	Motor Turn-table Ladder.	Motor Emergency Van.	Fire Escapes.	Extension Ladders.	Hose Reels.	Smoke Helmets.	Oxy-Acetylene cutting Plant.	Motor Car.	Motor Lorries.	Delivery Hose in 50 feet lengths.	Station Officers including 2nd Officer.	Motor Mechanic.	Sub-Officer.	Engineers and Fitters.	Motor Drivers.	Tindals.	Firemen, etc.	Turncocks.	Carpenter.	Ambulances.	Motor Drivers.	Firemen (Attendants).	REMARKS.
1	Head Quarters.	2	1	1	1	1	3	1	1	2	305	4	1	1	7	11	12	60	1	1	3	4	11	First aid appliances attached. Escape or extension ladder carried on motor pump.	
2	Alexandra Docks.	1	1	1	..	1	..	1	2	80	2	2	2	18	1	1	2	First aid appliance attached. Escape carried on tender.	
3	Gowalia Tank	1	1	..	1	45	1	1	1	20	First aid appliance attached. Escape carried on motor pump.	
4	Sewree	..	1	1	2	60	1	1	1	16	First aid appliance attached. Extension ladder carried on motor pump.	
5	Babula Tank	1	1	1	..	1	60	1	1	2	20	1	First aid appliance attached. Escape carried on motor pump.	
6	Fort	..	1	1	1	30	1	1	2	13	First aid appliance attached. Extension ladder carried on motor pump.	
7	Colaba	..	1	1	..	3	40	1	1	1	13	First aid appliance attached. Escape carried on motor pump.	
10	Dadar	..	1	1	1	..	1	1	2	80	1	2	2	16	1	..	1	1	2	..	Do.	
11	Bhuleswar	..	1	1	..	1	40	1	2	11	Do.	
12	Mandvi	..	1	1	..	1	..	1	60	1	2	2	16	1	First aid appliance attached. Extension ladder carried on motor pump.	
	Total	11	4	2	1	1	9	4	12	5	1	1	2	800	13	1	1	8	24	27	203	4	1	5	6	15	

**APPENDIX II.
BOMBAY FIRE BRIGADE.**

Summary of calls to fires (including false alarms) showing the number of times appliances of the Fire Brigade attended and were used for extinguishing fires during the year 1931-32.

No.	STATIONS.	Number of Fire Alarms attached.		How called.						Appliances attended.								Extinguished by.										REMARKS.			
		Fire Brigade.	Private.	By Strangers.	By Fire Alarms.	By Exchange Tele-phones.	By Police or Salvage Corps Telephones.	By Private Tele-phones.	Total.	Hose Reels.	Motor Steamers.	Motor Pumps carrying Escapes or Ladders.	Motor Escape or Ladder Tenders.	Motor Turn-table Ladder.	Hand Escapes.	Motor Emergency Van.	Motor Lorries.	Buckets.	Sand.	Hand Pumps.	Chemical extinguishers.	First Aid Appliances.	Hydrants.	Motor Steamers.	Motor Pumps.	Foam Generator.	Automatic Sprinklers actuated.		Sets of breathing apparatus used.	Fan blower used.	
1	Head Quarters ..	16	4	5	30	127	1	..	163	70	42	20	14	2	1	6	17	..	26	2	51	4	1		
2	Alexandra Dock ..	17	1	..	14	1	15	22	27	2	1	..	2	5	1	..	2		
3	Gowalia Tank ..	27	4	4	57	..	1	..	42	12	..	94	8	4	..	10		
4	Sewree Cotton Depot ..	8	5	4	16	..	1	..	21	2	..	29	3	..	2	..	1	..	9		
5	Babula Tank ..	12	6	9	32	..	1	..	42	..	33	164	18	6	3	4	16	6	4	11	
6	Fort	11	5	6	9	..	1	16	55	21	2	1	1	1	7	2	..	5	
7	Colaba	8	..	6	6	4	..	23	2	1	
10	Dadar	25	..	3	24	27	2	..	51	22	1	1	14	7	..	12	
11	Bhuleshwar	18	2	7	85	..	3	95	125	30	7	1	6	18	11	..	8	
12	Mandvi	10	91	..	1	32	51	..	87	4	1	2	1	3	6	..	8	
	Total ..	152	27	38	284	127	9	1	459	20	33	689	91	87	21	20	14	62	16	9	16	79	55	4	92	2	54	4	1		

APPENDIX III.

BOMBAY FIRE BRIGADE.

Brief details of the most serious fires of the year 1931-32.

Date.	Time.	Place.	Business.	Extinguished by	Damage.	Estimated loss.
1931.						Rs.
1st May ..	4-40 P.M.	Dhabu Street	Timber, Jute, Cotton waste etc. Merchants	Firemen with 7 motor pumps and 1 motor steamer.	A range of buildings of 3, 4 and 5 floors, and corrugated iron and timber shed buildings covering an area of about 240 × 170 feet used as godowns, shops, schools, and dwellings and contents consisting of timber, jute, cotton waste, gum, leather, cloth, furniture, personal effects etc. severely damaged by fire, heat, smoke, water and breakage.	2,32,200
12th June ..	11-43 A.M.	21, Ghelabhai 3rd Street.	Cotton waste Merchants	Firemen with 5 motor pumps, 1 motor steamer and 2 hydrants.	A corrugated iron and timber shed building about 200 × 40 feet used as godowns and contents consisting of machinery cotton and cotton waste severely damaged by fire, heat, smoke, water and breakage. Roof off. Two buildings used as godowns, factory and dwellings and contents slightly by fire, heat and water (adjoining).	85,000
24th October ..	6-40 A.M.	Fergusson Road.	Dye Manufacturer.	Firemen with 2 1st aid appliances and 1 hydrant.	A building of one floor about 75 × 50 feet used as dye works slightly damaged by fire and heat. Contents consisting of chemicals, dyes, gunny bags etc. by fire, heat, smoke and water.	65,200
14th October ..	8-5 P.M.	Sewree Road. New	Cotton Merchants.	Firemen with 5 motor pumps.	About 1,880 bales of pressed cotton damaged by fire, heat, smoke and water in a building of one floor about 75 × 50 feet used as godowns. Roof slightly by heat and breakage.	1,12,800
5th October ..	6-40 A.M.	Fergusson Road.	Dye-Manufacturers.	Firemen with 1 hydrant.	A building of one floor about 75 × 50 feet used as dye works slightly damaged by fire and heat. Contents consisting of salvaged stock of chemicals, dyes, gunny bags etc. severely by fire, heat, smoke and water.	70,080
3th November ..	1-37 A.M.	Mazagon Docks.	Private ..	Firemen with 6 motor pumps and 1 motor steamer.	A building of 3 floors about 480 × 80 feet used as club and dwellings. About one sixth of building and contents consisting of furniture and personal effects etc. severely damaged by fire, heat, water and breakage and most part of roof off. About one-fifth of remainder of building and contents by fire, heat, smoke, water and breakage.	80,000
9th December ..	6-20 P.M.	Jakeria Bunder.	Cotton etc. Merchants	Firemen with 7 motor pumps.	A range of corrugated iron and timber shed buildings covering an area of about 200 × 30 feet used as godowns burned and fallen down on enclosed ground. Contents consisting of cotton waste, hemp, wool and machinery severely damaged by fire, heat, smoke, water and breakage.	57,000

APPENDIX IV.

BOMBAY FIRE BRIGADE.

Summary of lives lost at fires during the year and persons who received such injuries that death subsequently ensued.

Date.	Time.	Place.	Remarks.
2nd April 1931 ..	4-35 A.M.	.. Sewree Bunder Laxman Nandan, aged 40 years, slightly burned on body. Taken to hospital before the arrival of the Brigade. Since dead.
19th September 1931	4-6 P.M.	.. Kika Street Bai Dayabai Maganlal, aged 27 years, severely burned on arms, legs, and body. 1st Aid rendered by the Brigade. Removed to hospital by Brigade ambulance. Since dead.
2nd January 1932.	7-42 P.M.	.. Girgaum Back Road Bhagwandas Kalyanji, aged 42 years, severely burned on body, legs and arms. 1st Aid rendered by the Brigade. Removed to hospital by Brigade ambulance. Since dead.
15th January 1932.	6-46 P.M.	.. Tardeo Road Kanayalal Amritlal, aged 20 years, burned on body and legs. Taken to hospital by Police before the arrival of the Brigade. Since dead.
27th February 1932	4-55 P.M.	.. Hughes Road Hirabai Nimachwalla, aged 20 years, severely burned on body and slightly on right arm. 1st Aid rendered by the Brigade. Removed to hospital by Brigade ambulance. Since dead.
9th March 1932 ..	1-30 P.M.	.. Cawasji Patel Tank Road.	Ujamabai Narsinghbhai, aged 31 years, burned to death.
31st March 1932 ..	4-3 P.M.	.. Girgaum Back Road Jagmohan Narayandas, aged 35 years, severely burned on body and legs. 1st Aid rendered by the Brigade. Removed to hospital in Brigade ambulance. Since dead.

APPENDIX V.

BOMBAY FIRE BRIGADE.

Summary of fires and annual losses for the period of 1922-23 to 1931-32.

Year.	April.	May.	June.	July.	August.	September.	October.	November.	December.	January.	February.	March.	Total.	Estimated loss.
1922-1923	25	34	22	20	15	16	21	30	20	29	36	24	292	Rs. 22,57,137
1923-1924	32	30	23	25	15	19	26	26	25	25	18	31	295	35,72,921
1924-1925	14	18	27	15	19	15	20	29	23	24	21	34	259	15,25,610
1925-1926	26	25	17	14	11	12	17	10	17	28	23	24	224	9,83,089
1926-1927	25	27	17	14	11	20	14	31	27	22	17	27	252	9,92,882
1927-1928	19	21	15	10	7	18	22	18	22	28	19	18	217	18,45,553
1928-1929	14	29	20	13	14	14	30	21	8	27	25	23	238	20,20,755
1929-1930	20	34	23	11	10	17	25	20	26	22	32	37	277	13,07,941
1930-1931	27	30	26	12	19	21	26	15	20	29	17	27	269	11,84,792
1931-1932	16	25	14	17	10	16	22	32	22	34	26	30	264	9,44,702

PUBLIC GARDENS.

No. G. 291 of 1932-33.

BOMBAY, 31st May 1932.

FROM

THE SUPERINTENDENT,

MUNICIPAL GARDENS,

BYCULLA, BOMBAY.

TO

THE MUNICIPAL COMMISSIONER,

FOR THE CITY OF BOMBAY.

Annual Report for the year 1931-1932.

SIR,

I have the honour to submit the Annual Report on the working of the Municipal Gardens for the year 1931-32.

2. I continued to be in charge of the gardens throughout the year.

3. The following Public Gardens and Band-stands were maintained by the Municipal Corporation, during the year :—

(1) Victoria Gardens; (2) Elphinstone Circle Garden; (3) Falkland Road Garden; (4) Northbrook Garden; (5) Victoria Square (Bhatia Baug); (6) Wellington Fountain; (7) Flora Fountain; (8) The Queen's Statue; (9) The Esplanade Band-stand; (10) Chowpatty Band-stand; (11) Dayam Baug; (12) King's Circle Garden, Matunga; (13) Tilak Bridge Garden (near the Dadar Railway Overbridge); (14) P. A. Hormarji Garden, Dadar Parsi Colony and (15) Worli Terrace Garden on the Worli marina.

4. Both the P. A. Hormarji Garden and the Tilak Bridge Garden in Dadar locality continued to be very popular with the public. A large number of the public resort to them every evening, and the children take every advantage of the sets of Gymnasium apparatus fixed in them. The King's Circle Garden at Matunga also continued to be very popular with the public staying in Matunga.

5. The following Recreation and Playgrounds and Open Spaces were maintained during the year :—

1. Babula Tank; 2. Cowasji Patel Tank; 3. Hamal Wadi; 4. Cavel Street; 5. Gowalia Tank Playground; 6. Mustan Tank; 7. Gilder Tank; 8. 2nd Peerkhan Street; 9. Tank Square; 10. Nawab Tank; 11. Hornby Villard; 12. Nowroji Hill Estate; 13. Willingdon Memorial Recreation Ground; 14. Bombay Working Men's Institute; 15. Nowroji Hill Estate Recreation Ground opposite the Old Oomerkhady Jail; 16. Seven Playgrounds including three small Gardens in the Dadar Parsi Colony and four at Matunga near King's Circle; 17. The Recreation ground opposite the King Edward Memorial Hospital; 18. Recreation ground at Lal Baugh; 19. Bhoiwada Playground; 20. Recreation ground at Golpitha; 21. Recreation ground at Bhendy Bazar; 22. Recreation ground near the old offices of the City Improvement Trust Engineer's near the King's Circle Garden, Matunga; 23. Three small Gardens near the Dadar Parsi Colony Band-stand.

6. During the year under report two New Recreation grounds were taken over for maintenance and upkeep from the City Improvement Trust. There are still a few more Recreation and Playgrounds to be taken over from the City Improvement Trust. They will be taken over, when completed, provided a sufficient grant is provided by the Municipal Corporation in the Budget for their upkeep and maintenance. Within the last four or five years, the Municipal Corporation has been maintaining a large number of public recreation and playgrounds which form the real lungs of the City. About 31 Recreation grounds, etc., are being maintained at present. The public should therefore be thankful to the Civic Fathers for providing these amenities for their general welfare and health.

7. The Municipal Playgrounds at Mustan Shah Tank, Gilder Tank and the Willingdon Memorial Playground under the supervision of the Bombay Young Men's Christian Association for Directed Games, continued to be as popular as before. They are a great attraction to the youth of the different localities, in which they are situated and the Directed Games and the new games introduced by the Y. M. C. A. from time to time continued to keep up the interest of boys and girls. The success of this undertaking is greatly due to the very enthusiastic General Secretary Mr. H. W. Bryant of the Y. M. C. A. and the Supervisors in charge of the Playgrounds.

8. As reported last year, the "Akhada" or the wrestling pit sanctioned by the Municipal Corporation last year was constructed in the Willingdon Memorial Playground this year at a cost of Rs. 888-9-8.

9. The Annual Volly Ball Tournament was held this year at the Mustan Shah Tank Playground in which not only the three Municipal Playground Teams participated, but also some of the local clubs and schools entered into competition. Mr. Mahomed Mussa Killedar, the Municipal Councillor presided and presented the Gole Volly Ball Trophy this year to the successful team, viz. :—The Willingdon Memorial Playground Team on the 11th January 1932. The Basket-Ball Tournament for juniors was held on the 17th December 1931 on the Mustan Tank Playground, when Sardar Suleman Kassam Mitha presided and presented the Azad Cup to the Willingdon Memorial Playground Team, who won the Tournament. At the Gilder Tank Playground the Webber Cup Volly Ball Tournament was held on the 26th October 1931, when the late Mr. W. H. Neilson, O.B.E., the ex-Chairman of the Bombay Port Trust presided and presented the Trophy to the successful team :—The Gilder Tank Playground Team. The finals of the Dalal Cup Tournament for Basket Ball was held at the Gilder Tank Playground when our able and popular Municipal Commissioner Mr. H. K. Kirpalani, M.A., I.C.S., presided and presented the cup to the Gilder Tank Playground Team, the winners on the 18th September 1931. At the Willingdon Memorial Playground, the Volly Ball Tournament was held for the first time and the cup presented by Mr. A. M. Patel was won by the home team on the 15th February 1932 when Mr. Fazal G. Khairaz presided and presented the cup to the winners.

10. A set of Gymnasium apparatus consisting of Swings, Sliding Chute and a Horizontal climbing Pole have been proposed to be fixed in the Municipal Recreation ground at Nowroji Hill opposite the old Oomerkahdy Jail at an estimated cost of Rs. 817 and the work of fixing the same is in progress.

11. The Cricket grounds at the Gowalia Tank Maidan were freely taken advantage of by the local clubs and school and not a single plot has remained vacant. There is a very considerable demand for Cricket Pitches on our Gowalia Tank Maidan principally from the local schools and Education Institutions; but for want of room the applications were refused. As reported last year, this great want could be filled, if more Cricket Maidans are provided for the use of the public by the Municipal Corporation; for instance I submit that a large area like the Northbrook Garden in the centre of the Grant Road could be converted into a Cricket field, which will not only afford facilities to the public, but will certainly eliminate the very undesirable element, which is at present prevailing round about the garden and in the neighbourhood of Golpitha.

12. Since the completion of the Tansa Scheme the water supply of the gardens has considerably improved, and a continuous and copious water supply has been ensured. There was no considerable damage done in the gardens during the rains this year. One old big Mahogany Tree was uprooted and fell down during the rains. The tree was cut into logs and quotations were invited from various firms and dealers, and the amount realized from sales was Rs. 200.

13. The supply of labour was just as short as in the past year. Although there is a great demand for trained Malis everywhere, it is difficult to obtain good Malis, and the work is carried out by such unskilled labour as can be had nowadays.

14. Some of the lawns, shrubberies and flower-beds were planted and renovated from time to time and many more were added. The flower-beds in the central avenue and elsewhere made the usual show of bright and variegated colours. During the monsoon Zinnias, Dahlias, Gladioli and Red Salvias made a very good show; and Phlox, Asters, Dahlias, Antirrhinums, Larkspurs, Sweet Peas, Blue and Red Salvias, Portulaca and Pansis among the Cold weather annuals, were very much admired. A collection of new rare and exclusive varieties of Caladiums introduced into the gardens through the Agri-Horticultural Society of India of Alipore, Calcutta, from foreign countries, did exceedingly well in the gardens during the last Monsoon and about 75 new varieties have been added to the Botanical Collection. The Caladiums were very much admired. Another interesting feature was the raising of Bougainvillea var: Mrs. Butt in pots, and grouping them in the central rockery with a fountain sprinkler playing on the top and the scarlet coloured flowers together with the green background of the rockery and the varieties of Coleus in pots, made beautiful show in the cold weather, which was very much appreciated by the public.

15. Similarly Zinnias in the monsoon and Phlox and Asters in the cold weather made a very beautiful show in the Tilak Bridge Garden; and Balsams and Verbenas in monsoon, and Asters, Phlox, Verbenas, Nasturtium and Salvias in the cold weather made a beautiful display in the P. A. Hormarji Garden in the Dadar Parsi Colony.

16. The number of visitors to the Victoria Gardens, under report was 2,008,558 which shows an increase of 84,355 over the last year's figures, which gives an average of 2,104,628 per year or an average of 5,766 per day.

17. Seeds and plants were received from and sent in exchange to the State Gardens, Baroda; Government Gardens, Lal-Baugh, Bangalore; Royal Botanic Gardens, Sibpur, Calcutta; Agri-Horticultural Society's Gardens of Madras, Calcutta and Rangoon; Government Gardens, Ootacamund and Coonoor; Empress Botanical Gardens, Poona; Mr. Howard of Barbeton Transval, South Africa and Assistant Curator, Botanical Gardens, Singapore. Our best thanks are due to Mr. C. Jinrajandas of the Theosophical Society, Adyar, Madras for presenting seeds of beautiful shrubs which he had imported from Porto-Rico and Mexico, which were added to the Botanical Collection of the gardens. The number of plants and the varieties of seeds added to the collection were 894 and 44 respectively. Seeds and plants were purchased from Agri-Horticultural Society's Gardens of Alipore, Calcutta; Messrs. P. Pocha & Sons, Poona; Messrs. Palekar & Co. of Bombay; Messrs. M. Mooniswami & Sons of Bangalore; The Amin Nursery of Bombay; Messrs. Watkins & Simpson, Ltd., London; Messrs. Hurst & Son, London; Seeds and Bulbous plants were purchased from Messrs. John Telkamp of Holland; and Messrs. Ernst Benary of Germany.

18. Mrs. Louis Wathen, wife of Mr. Wathen, the Agent of the Madras and Southern Maratha Railway who has retired from service, was so very pleased to present to our gardens a new variety of Bougainvillea plant to the Horticultural world which was discovered as an accidental sport in their garden at Madras. This rare plant named Bougainvillea glabra var. Louis Wathen has been added to the Botanical Collection of the gardens. Our best thanks are due to Mrs. Wathen for presenting this rare specimen, which will be a new variety introduced to Bombay.

19. All the major and minor repairs to cages and buildings were carried out during the year, which included repairs to the roof and painting the iron railing of the Tiger cage. The iron bars and the iron putties of the Leopard cage were duly renovated and repaired. The whole of the wire fencing of the Mouse Deer cage was also renovated. The other items included repairs to the inner iron sliding doors of the Bhavnagar cage; repairs to the wire fencing of the Zebra enclosure; providing additional bars to the iron doors of the Junagadh cage, and to the Spotted Deer and Nilgai and Antelope Houses; and general and minor repairs to the Monkey House, the Sambar House, the Porcupine cage, the Bear cage, Cockatoo cage and to the several cages in the infirmary. Painting and general repairs were carried out to the Elephant and Camel Houses, Ladies' Cloak room in the gardens, and repairs to the storage tanks of W. C., in the rear of the Elephant House and in the Assistant Superintendent's quarters. Similarly repairs were carried out to a portion of the Palm House, and to the remaining portion

of the roof of the Potting Shed in the Nursery. Painting work was carried out to the roof of the Gun-shed. No special repairs grant was provided in the Budget for the year under report and consequently repairs to the outer railing of the remaining four compartments of the Deer Paddock could not be undertaken this year. But it is pleasing to note that a special provision of Rs. 2,987 has been made for this item in the Budget for the current year. The work now remains to be done is the renovation of the inner wooden fencing of the Deer Paddock with iron railing, and it is hoped that the Corporation will provide the necessary funds for this item, in the next year's Budget as the existing wooden fencing of the inner compartments is not strong and is in very much delapidated condition. The repairs so carried out will be lasting and permanent.

20. A grant of Rs. 7,500 was provided this year for repairs to roads in the Victoria Gardens out of which a special provision of Rs. 7,372 was made for the three roads, *viz.*, the one in front of the Museum Building, the avenue from the circle of pots to the Superintendent's Bungalow and the road and cross roads round about the Superintendent's Bungalow in the garden. The road in front of the Museum was in a very bad state, and since the repairs have been executed to it, the whole portion at the entrance of the garden has assumed a very beautiful and neat appearance. The remaining grant was expended in carrying out other minor repairs to roads, which needed urgent attention. It is pleasing to note that a similar provision of Rs. 4,487 has been made in the Budget for the current year and if this is continued for some time, all the road in the gardens which are in bad state, will be thoroughly repaired and put in good order in a very short time.

21. The Elephant Rides were continued to be given as before though they were allowed to a limited extent on Saturday noon and Sundays in the morning and evening, owing to old age and chronic foot trouble from which she suffers off and on. A successful operation was performed by the Superintendent, on a tumour of several years standing and chronic Fistula on the left shoulder of the Elephant, for which she had to be laid up on the sick list for some time. The total receipts for the year were Rs. 81-0-6. The Camel Rides were continued throughout the year and the total receipts were Rs. 341-10-0.

22. The usual Band Performances and Concerts of Indian Music were given at the several places under our charges. There were 18 performances in the Victoria Gardens, 47 at the Esplanade Band-stand, 26 at the Chowpatty Band-stand, 15 at the Sir P. M. Mehta Garden, 8 at the King's Circle, 7 at the Dadar Parsi Colony and 12 at the Joseph Baptista Gardens, (Bhandarwada Reservoir), Mazagon. There were 6 Concerts of Indian Music at the Victoria Gardens, 5 at the Chowpatty Band-stand, 4 at the Sir P. M. Mehta Gardens and 6 at the Damodar Thakersey Hall, Parel, during the monsoon.

23. Out of the Garden Fund, the sum of £10-4-7 inclusive of freight, etc., was spent for the purchase of a pair of Black Swans from Taronga Zoo, Park Trust Sydney, Australia; Rs. 500 for the purchase of one young female Llama, born in the Hanovar Zoo; and the sum of Rs. 600 for a pair of young Australian Cassowaries from Mr. C. Pinto, the Superintendent of the Lahore Zoo Gardens.

24. The following are the animals and birds purchased during the year :—

6 White-crested Laughing Thrush, 4 White-throated Laughing Thrush, 4 White-strated Laughing Thrush, 3 Red-crested Cardinals, 1 Priarie Kangaroo, 1 pair of Amherst Pheasant, 1 pair of Argus Pheasant, 1 pair of very beautiful, rare and showy Hybrids Peafowl and a pair of Javan Peafowl from the Mysore Zoological Gardens, one pair of Black Swans, one pair of Otters, two pairs of Imperial Impeyan or Monaul Pheasants, 1 pair of Cassowaries, 2 pairs of Tragopam Pheasants, 1 Binturong or Bear-cat, 6 Bronze Winged Doves, 8 Assorted Ducks, and 1 pair of Pandas or Cat-Bears from Nepal.

25. His Highness the Maharaval Saheb Bahadur of Kotah has been pleased to present to our gardens one African Lion and three African Lionesses and the whole cost of their transport from Kotah to Bombay was borne by him. The Lions presented to the garden are very beautiful specimens. The stock of Lions at present in our collection is one of the best in India, and their pictures have from time to time appeared in the *Times of India* and the *Evening News*. His Highness the Maharajah Saheb of Indore presented one Indian Carcal or Shiagosh, a pair of Sloth Bear and a pair of beautiful and fine specimens of Panthers. The cost of the Railway transport of these animals from Indore to Bombay was borne by the Indore State. His Highness the Maharajah of Durgapore also presented one

young Panther cub and paid for the transport of the animals from Dungarpore to Bombay. This Panther cub is now full grown and is one of the best specimens we have in our collection. His Highness the late Maharajah of Idar presented a monstrosity of domestic sheep with six legs. The specimen is a great attraction in the garden. Our best thanks are due to all these distinguished personages for presenting the animals to the gardens and for defraying the expenses of their transport themselves.

26. The following are the animals and birds presented to the gardens during the year under report, for which our best thanks are due to the donors :—

1 Panther by Mrs. Hore ; 1 Hog Deer by Mr. Kavin Fernandez ; 1 Rib-faced Deer and 1 Four-horned Antelope by Mrs. Baker ; 1 Malabar Squirrel by Mr. H. N. Kolah ; 1 Javan Mouse Deer by Mr. L. R. Bell ; 3 Crab-eating Monkeys by Mr. Ludwig ; 1 German Roller Canary by Messrs. Dinshaw Namdar & Co. ; 1 Nilgai calf by Mr. Robinson ; 1 Sloth Bear cub by Mr. Nelson ; Rib-faced Deer by Mr. Mahomedally Gulam Hussein ; 2 Indian Striped Hyænas by Mr. Pratapsing R. D. Morarji ; 2 pairs of South African Wild Rock Pigeon by Mr. G. G. Zuidemer of South Africa ; 1 Uryal by Mrs. A. H. Morton ; 1 Indian Antelope by Mr. M. K. Mody ; 6 Four-horned Antelopes by the Hon. Sir Alli Mohomed Khan Deblavi, Kt. ; Mr. Ramjan Mahomed, Mr. Burjor B. Ichaporla, the Secretary, Bombay Panjarapole and Mrs. C. Suter, respectively ; 11 Gray or Common Partridges and 1 painted Partridge by Mr. Charles McCann of the Bombay Natural History Society ; 12 Indian Peafowls by Mr. Himatlal Nanji & Co., Mr. Oosman, Mr. B. K. Kavarana, Mr. J. H. Alvares, Dr. Kohiyar and Mr. S. R. Patel, respectively ; 1 Indian Gazelle or Chinkara by Mr. Gustad K. Irani ; 5 Indian Jackals by Mr. Mahadeo Babu Vishwanathrao, Mr. Fonseca, Mrs. Harker and Mr. Bancovosky, respectively ; 3 Indian Koels by Mr. Abaji Gopal and Mr. Malprasad respectively ; and 5 Rhesus Monkeys by Mr. Shinghari, the Secretary of the Bombay Panjarapole, Mr. Aba Yessu and by Captain Flanders, the Superintendent of Crawford Markets.

27. The following animals and birds were born and hatched in the gardens during the year :—

2 Rhesus Monkeys, 6 Spotted or Axis Deer, 7 Indian Antelopes or Black Bucks, 1 Langur Monkey or Hanuman Monkey, 2 Javan Mouse Deer, 10 Lion Cubs, 1 Purple Coot, 1 Crab-eating or Macaque Monkey, 1 Black-headed Ibis, 2 Nilgai calves, 1 Four horned Antelope and 1 Sloth Bear.

28. This is the second year in which we have been able to successfully rear Bears born in captivity in our Zoo.

29. The following is the list of birds and animals received and sent in exchange :—

1 pair of Emus worth £20 from the Taronga Zoo Park Trust, Sydney, Australia, for 1 male Spotted Deer worth Rs. 100 which was despatched last year. 2 Blue Wildebeest ; 1 Beautiful specimen of Male Water Buck, 1 pair of Ostriches, the whole stock worth Rs. 3,000 from the National Zoological Park Trust of South Africa, Pretoria, for the value of our stock worth Rs. 1,000 despatched last year. As reported last year we have still to send one young male Sambar to Pretoria on exchange which will be done this year. One male Tiger and two Fallow Deer from the Mysore Zoo Gardens, stock worth Rs. 2,000 for one young Zebra colt, born in our Zoo and worth Rs. 1,200 from our collection.

30. Two of the lionesses received from Kotah State bred in our Zoo, so also the young lioness, which we received in exchange from Prof. Shankarao of the Karlekar Circus in the year 1930.

31. Among the animals that died during the year are :

1 Penant's Parakeet, 1 Ostrich, 1 Four-horned Antelope and 1 Wildebeest Bull from causes which could not be ascertained on post-mortem at the Haffkine Institute ; 1 Javan Mouse Deer, 2 Malabar Squirrels, and 1 Red-billed Blue Magpie which died suddenly ; 1 Mandarin Duck, 2 Painted Storks and 2 Bar-headed Geese from Coccygeal Adenites ; 1 Spur-winged Goose, 1 White Swan and 1 Hog Deer died of the effect of injuries from their cage mates ; 1 Sloth Bear and 1 Javan Mouse Deer from Pneumonia ; 1 Malbrouck Monkey from Rickets ; 1 Lion cub, 1 Baboon Monkey and 1 Chinese Squirrel from cage paralysis ; 1 Ring-necked Pheasant and 1 Nicobar Pigeon from Rouse ; 1 Emu and 1 Pelican from old age

and general weakness; 1 Fire-backed Pheasant, 1 Burmese Deer, 1 Koklas Pheasant, 1 Pintailed Duck from fatty degeneration of heart and liver; 1 Wildebeste-Cow from Heat Apoplexy; 1 Indian Leopard from Verminous form of Gastro Enterities; 1 Ring-tailed Lemur and Sykes Monkey from congestion of the lungs; 1 Arabian Gazelle from Rheumatism; 1 Four-horned Antelope from Rupture of the stomach; 1 Lion cub from Epilepsy; 1 Indian Antelope from Septic Metritis; 1 Green Monkey, 1 Spotted Deer and 1 Langur or Hanuman Monkey from Tuberculosis; 1 Lion cub from Pachy-meningitis; 1 Rib-faced Deer, 2 Kangaroos and 1 Wallaby killed by Pariah dogs at night; 1 Hyæna cub, 1 Lion cub and 1 Leopard cub destroyed, being incurable and suffering from Paralysis; and 1 Indian Leopard and 1 Spotted Deer destroyed being old and unfit as specimen to be kept in the Zoo.

32. Unfortunately there were three deaths amongst the bigger Carnivora this year, namely, one Tiger from Brancho Pneumonia with Empyæma of the Right Lung; 1 Old Lion from Hepatitis and enlargement of the liver, with obstruction of the portal circulation; and one old blind Tigress, from Pleurisy and old age.

33. During the year under report there was a severe outbreak of Foot and Mouth Disease amongst the Four-horned Antelopes in the Gardens. All the affected animals were immediately segregated, and all other precautionary measures were taken and strict supervision was exercised to prevent the spread of disease to the other Deer enclosures in the gardens.

34. A number of interesting Pathological and Anatomical specimens were sent this year to the Professors of Pathology and Anatomy respectively of the Goverdhandas Sunderdas Medical College and King Edward Memorial Hospital for the Museum.

35. Our usual thanks are due to the Director and his staff of the Haffkine institute for their kindness in performing post-mortem and bacteriological examinations on our animals sent to them, and also to the Professor of Pathology of the King Edward Memorial Hospital for examining a few specimens sent to him. Our thanks are due to the Agents of the B. I. S. N. Co., Ltd., and the P. & O. Co. for giving us free transport facilities both for plants and animals and to the B. B. & C. I. Railway for carrying some of the animals at concession rates in spite of the present depression.

36. A well-equipped and up-to-date Garden Library containing books of Botany, Horticulture, Zoology and Veterinary literature is maintained by this Department. Also the latest magazines and journals and all the above mentioned subjects are contributed to every year.

37. Mr. Laud, the Superintendent, contributed during the year some articles which appeared in the various magazines as noted below:—

“Notes on the rearing of Tiger cubs” in the Indian Veterinary Journal of April 1931; “Some Observations” and Study on the Life of Wild Animals in Zoological Gardens and “A Report on the chemical analysis of Calculus taken on post-mortem from the intestines of a Polo Pony mare” in the Veterinary Journal of London of May and August 1931 respectively.

38. During the year under report two young Veterinary Graduates of the Bombay Veterinary College were given a special training in the management and treatment of Wild Animals and Birds in captivity in the Zoo, of whom one got an employment in the Dharampore State for having obtained this special qualification.

39. At the request of the Joint Hon. Secretaries of the Laxmi Nagar “Khar” Residents’ Association, Mr. Laud, the Superintendent, visited Khar and advised the members of the Association and without any fees prepared an estimate of the cost of construction and maintenance of the proposed public garden at Laxmi Nagar, Khar. The members of the Association have expressed their thanks to him in their Sixth Annual Report of 9th January 1932.

40. During the year under report the Superintendent, Mr. Laud, proceeded on tour to Calcutta and visited the famous and well-known Royal Botanical Gardens of Sibpur, Calcutta, and other gardens and nurseries there. He also visited the Zoological Garden at Alipore, Calcutta. He did a lot of exchange business with the various gardens and on

his return to Bombay brought with him a consignment of animals and birds and plants. He acted as a Judge during the Flower Show held on the 13th February 1932 in the gardens of the Agri-Horticultural Society of India at Alipore, Calcutta. Similarly Mr. Laud acted as a Judge during the Annual Flower Show held on the 14th February 1932 and 17th September 1931 in the Empress Gardens, Poona.

41. The Budgetted grants and the actual expenditure of the various Gardens and Playgroudu during the year under report were as follows :—

Names of Gardens.	Budget Grants.		Expenditure.		
	Rs.	a. p.	Rs.	a. p.	
			1,18,815	13 9	Actually spent.
			2,682	11 11	Liabilities incurred.
(a) Victoria Gardens	1,30,802	8 0	1,21,498	9 8	
			45,090	7 0	Actually spent.
			818	5 8	Liabilities incurred.
(b) Miscellaneous Gardens, Open Spaces, &c.	50,795	5 0	45,908	12 8	
			6,970	6 4	Actually spent.
			259	10 0	Liabilities incurred.
B.—New Gardens, and Recrea- tion Grounds	7,822	0 0	7,230	0 4	
			2,387	7 8	Actually spent.
			<i>Nil.</i>		Liabilities incurred.
New Works	2,387	8 0	2,387	7 8	
Total Rs.	1,91,807	5 0	1,77,024	14 4	

42. I cannot conclude this report without expressing my thanks to all my Assistants and Staff for the assistance and co-operation they have given to me from time to time.

I have the honour to be,

Sir,

Your most obedient servant,

D. S. LAUD,

Superintendent, Municipal Gardens.

VICTORIA AND ALBERT MUSEUM.

ANNUAL REPORT OF PROGRESS OF WORK IN THE VICTORIA AND ALBERT
MUSEUM, UNDER HIS No. C.M./245 OF 1932-1933, DATED 8¹ST MAY
1932, FOR THE YEAR 1931-1932.

SIR,

I have the honour to submit the following annual report of the progress of work done in the Victoria and Albert Museum during the year 1931-1932.

Year.	No. of days the Museum was open to the public.	Total No. of visitors during the year.	Daily Average.
1930-1931 ..	313	8,77,313	2,803
1931-1932 ..	314	9,62,029	3,068

These figures show the extent of popularity, to which the Museum has attained in recent years due to improvements carried out in developing it on popular lines, the place being now a centre of attraction particularly to the un-educated and poorer classes of the inhabitants of the city. There is a large number of such people, who are desirous to see as much as they can of things curious, and although, possibly, the satisfaction of this feeling of curiosity cannot be regarded as education, they have a right to be considered, and possibly a right to have as many objects as possible concentrated in a convenient place, and displayed in a most attractive manner. With this object in view, it has now been decided to remove gradually such specimens, which experience has shown to be un-interesting, and in their place exhibit such, as will appeal to those classes of the people, who visit the Museum most; for instance specimens of the larger fauna shown in the midst of their natural surroundings artificially prepared, being a reproduction of the locality, in which the particular bird or animal is found.

Natural History.

For the supply of these specimens our past arrangements with the Superintendent of Gardens, have been revived, and he has kindly agreed to send to the Museum carcasses of animals, that may happen to die in the Garden. These are skinned at the Museum, and the skins cured and preserved to be brought into use on a future occasion, whenever it should be decided to mount the specimen. Agreeably to the above arrangement, thirty-five specimens of animals that died in the garden were received during the course of the year. The following are some of the important and interesting specimens received. An African Lion, a Bengal Tiger, a Royal Bengal Tiger, an Indian Crocodile, an Indian Leopard, and other specimens of the smaller fauna.

The following pictorial cases were made during the year.

- (1) Indian Black Panther.
- (2) Female Leopard with cubs purchased from Messrs. K. R. Rane and Sons.
- (3) Fish-eating Birds found mostly near creeks and shallow waters, purchased from Messrs. K. R. Rane & Sons.
- (4) Indian Otter.

The making of these pictorial group cases illustrating the habits of these animals, and shown in the midst of surroundings typical of the locality in which they are found in nature, is but a modest beginning of this kind of work ; and though the artist is new to it, the work done appears to be sufficiently attractive, as crowds are seen to gather round them in large number.

Encouraged with the reception, which these cases have met from the general public, I thought of attempting in a some-what similar manner to deal with the specimens of Corals and a few models of Snakes of the poisonous and non-poisonous varieties to be found in Bombay. These specimens arranged in their scientific order, were found to be without any interest to the general public. It was therefore decided to exhibit the specimen of Corals in a case illustrating the manner in which they grow, and are to be seen in their native state. The scenic representation is made according to information gathered from books dealing with the subject, and though the result obtained, has not been of a high order on account of the extreme difficulty to be experienced in the reproduction of marine scenery, the case is doing its work in furnishing information on the manner of their formation and growth, and the part, these little specimens play in the formation of the topography of the earth. To further interest the visitor photographs of Coral reefs "in situ" have been secured from Ancityum, New Hebrides in the Pacific, and exhibited in the case, and a small descriptive label is put up containing an account of how these structures are formed by the Sea Anemones.

Similarly the specimens of Reptiles are shown in the midst of surroundings prepared artificially with rocks and grass, in which these are generally found in nature. These contain a few of the poisonous varieties such as the Cobra, the Chain-viper, the Land-scaled viper, the Common krait, and the Rat snake. Of the non-poisonous variety, the following specimens are exhibited, the Buff-striped keelback, the Black-earth boa, and the Indian Python. For those, who are more interested, a short note in the form of a descriptive label is put up in the case containing information about the habits and other particulars of these creatures, and opportunity is taken to inform the general public of the advisability whenever occasion should arise, of seeking proper medical treatment now provided in the ante-venine vaccine treatment than resorting to charms and other remedies of an extremely dubious character. These specimens are provided with small labels containing their names in the English and vernacular languages.

Art and Industries.

Silverware.

The following specimens were purchased and added to the collection.

One silver tea-kettle, an address casket, one silver mug, and two silver cut and carved glass holders. All these specimens are worked in Cutch style of workmanship.

Mother-of-pearl, and enamelled ware.

One shell of mother-of-pearl showing the growth of a pearl, and two pieces of artistic pendants enamelled in mauve and blue were purchased for these collections.

Horn-work.

One specimen of a salver made of artificial tortoise shell was purchased for this class of articles.

Carved wood work.

One specimen of a camel carved out of teakwood was purchased for this collection.

Lacquer.

One pair of tea-poys, specimens of ornamented lacquer made at Sankheda (in Gujrath) was purchased for this collection.

One image of Radha cum Crsna, one image of Dattatraya, and one image of Civa with Parvati and Ganesh carved in the South Indian style were purchased. The collection of figures carved in the South Indian style having attained such dimensions as to fill up a small case, I decided to exhibit these separately in a show case fitted with glass shelves.

Woven fabrics.

One Persian Carpet was purchased and exhibited on the wall round the main staircase.

One pair of vases and one pair of powder boxes made in Kashmere were purchased, and will form the nucleus of a collection of specimens of this class of manufactured articles. Specimens of the kind are now manufactured on a large scale in Kashmere, and these show, how once a famous industry flourishing in that place has now completely disappeared from the land of its origin for want of patronage. What Kashmere supplied of this kind of goods prior to 1864, has now been replaced by what is solely and entirely painted wood-work sold under the name of Kashmere papier-mache. Similar to the Specimens exhibited, they are now made from a kind of wood, painted with certain kinds of designs on a light colored ground, and coated with special varnish.

The following specimens are purchased, as the articles mentioned are now fast disappearing from the Country. Two choufulas (holders with four compartments), three hubble-bubbles of different shapes, two carved bowls, one Surai, one figure of a dancing Girl, three brass antique figures, one image of Maruti one image of Narad, one figure of Nepalese goddess, two scent bottles (attardanees) in the form of a fish, four lotas, and nine Samaees or old-fashioned temple and household lamps.

It is a matter of common observation that some of the most interesting and beautiful copper and brass-ware of India are those required for ceremonial and domestic purposes. Amongst these, the manufacture of old-fashioned lamps commonly known as Samaees, Dhupdanees (Incense-burners), Artees (waving lamps), Lamandips (hanging lamps) and lotas has stimulated art conceptions until it might be fairly well said, that the greatest skill had been displayed in their production in all the various designs and patterns, and which remain unsurpassed. Unfortunately for India, these are now being rapidly displaced by articles of modern manufacture of a more fragile material imported from abroad with the result, that these best specimens of art find their way to the shelves in the stalls of a modern dealer in antiques, and are purchased by curio hunters as objects of curiosity.

The preparation of this case is the outcome of a programme of work, undertaken for developing the pictorial side of the agricultural section in the Indian Sugar-cane Industry. A good amount of work had been already done in previous years, but unfortunately owing to the death of the Clay Modeller, the last stages remained unfinished. These were carried out during the course of the year, and the case is one of the chief attractions to the agricultural classes, who visit the place and are more familiar with what they see. The following stages in the process of industry are shown by means of clay models and other requisites artificially made.

Method of planting sugar-cane.

Sugar canes in the stages of their growth. These artificial models numbering about 400 were purchased from Messrs. K. R. Rane & Sons.

Cutting and removing plants.

Extracting juice from the cane.

Boiling the juice.

Preparing Jagree for the market.

Marketting the finished product.

The making of plaster casts of some of the well-known Indian fruits was another item of popularising this section. A few casts were made in the previous year, but by the time they were ready to receive the paint, the season had so far advanced, that it became impossible to secure the proper fruit of which the cast was the copy, to enable the artist to reproduce exactly the colours of the original. The painting of these casts had therefore to be kept in abeyance till the next season, when the following casts were coloured and exhibited in the case. Indian Jack Fruit, Mangoes known in the Bombay Market as Madras mangoes, Mangoes known as Bishop imported from Goa, Cashew fruits, the Nut-meg, and Indian figs.

Twenty-six specimens of imitation gems, of which one reads so much in the descriptions of historic buildings in India, were purchased. Imitation art ware.

Fourteen specimens of imitation models of the famous historic diamonds in the world have been exhibited in a show case with a note containing a short account of each one of them prepared by reference to the book entitled the "Diamonds of the World." These are (1) The Pigott Diamond, supposed to have been in the possession of the Nabob of Arcot and taken to England by Lord Pigott in 1756, (2) the Orloff, the largest diamond in the sceptre of the Russian Emperor, (3) the Great Moghul taking its name from the Emperor Shah Jehan, (4) the Koh-i-Noor first mentioned by Babar, and remained in the hands of his successors till Nadir Shah took it to Persia. It then passed into the hands of the Durani family, and finally fell into the hands of Ranjit Singh. On the annexation of the Panjab, it was sent to England in 1849 by Lord Dalhousie, and now finds a place in the English Crown, (5) a piece of Koh-i-Noor, (6) the Nassick taken from Baji Rao the last Peshwa and taken to England, (7) the Sancy, this passed through many vicissitudes and came for a time into the hands of Sir Jamsetji Jeejiboy the first Baronet. It is now with the Maharaja of Patiala, (8) the Star of the South, first exhibited in the London Exhibition of 1862, and purchased by the Maharaja of Baroda, (9) the Pitt diamond taken to England by Mr. Pitt, Governor of Madras in 1702, (10) the Polar Star the largest and the finest diamond belonging to the Russian Crown, (11) the Hope diamond, a lovely gem of a most beautiful sapphire hue, (12) the Pasha of Egypt, the finest gem in the Egyptian Treasury, (13) the Australian Yellow, in the Imperial Treasure at Vienna, (14) the Shah of Russia, this is in the form of a small slab, presented to the Russian Emperor.

With a view to stimulate interest in the art of old paintings a room has been set apart in which are exhibited reproductions of original paintings selected from Old paintings books written by well-known authors of the Moghul and Rajputana Schools. The following three pictures showing the Jaipur art of painting on lines same as the old Rajput school were purchased and exhibited on the wall in the room. Portrait of Jehangir, Lady on the terrace, and Zenana bathing scene.

Three Chinese paintings supposed to have been made between 1700 and 1750 A. D. by an artist Shuko were presented to the Museum by Dr. H. M. Khakar. These were accepted with thanks under orders of the Deputy Municipal Commissioner, and put up in this room.

The colour and monochrome reproductions of the famous Ajanta frescoes published under the special permission of H. E. H. the Nizam have now been made available mostly through the exertions of Mr. Yazdani, the Director-General of Archæology, and it was thought advisable to purchase a set of these and exhibit them to the public of Bombay, as it is not possible for the majority of the inhabitants to see the originals. The first volume of the series has been published, and the plates received have been exhibited in two show-cases designed after a German model.

Twelve photographs painted on rice grains, being the work of a Bombay artist were purchased and exhibited in the case containing art ware.

Old Bombay Room.

The Museum secured a series of Nineteen amateurish water colour paintings of views in Bombay drawn mostly between 1850-1860 by an unknown artist from a London firm. These views were taken mostly round about the Back-Bay, Tardeo, Mazagon and Mahaluxmi, and give a fair idea of what those places were like in those early days.

The following photographs of views of Bombay were taken at the Museum.

View of the Island of Bombay 1791.

View of the Breach at Love Grove 1791.

View of the progress of work of laying the B. B. & C. I. Rly.

View of Gulestan, residence of the late Mr. M. C. Marzban now occupied by a Government office.

View of Manekji Sett's Wadi now demolished.

Copy of an old photograph of the Alexandra Girl School.

The following photographs of the past citizens of Bombay were taken for the collection :—

- Rev. Narayen Vaman Tilak, an able Marathi writer of poetry.
- Diwan Bahadur P. B. Joshi, an able Marathi writer of History.
- Pandit Vishnu Digamber, who first started the method of teaching Indian Music on the Notation System.
- Lt.-Col. K. R. Kirtikar, an eminent Botanist.
- Mr. Vinayekrao Vasudeo, Oriental Translator to the Government of Bombay, who read the Vernacular translation of the Queen's Proclamation of 1858.
- Mr. J. H. Howard, Director of Public Instructions in Bombay. It was during his time that the Government Central Museum (now the Victoria and Albert Museum) was established. Edited English Primers for the use of students in the Anglo-Vernacular Schools.
- Mr. Furdunji Marzban, founder of the Gujrathi Press, and Journalism in Bombay 1805.
- General J. A. Fuller, R. E., who took a prominent part in the demolition of the Fort walls in 1862-1863.
- Mr. Muhamad Ali Rogay, first Muhammadan Member of the Bombay Legislative Council.
- Dastur Mulla Feroz, Head Priest of the Kadmi Sect of the Parsees 1758-1830.
- Dr. J. C. Lisboa, a well-known student of Botany. He has written on plants mentioned in the Bombay Flora.
- Canon Mariano Faria, a well-known figure among the Roman Catholic Clergy. He was connected with the Church of St. Francis Xavier, Dabul.
- Rev. Braz Fernandes, founder of many Catholic Chapels and Convents.
- Dr. L. P. do Rozario, came from a distinguished lineage, being connected with Sir Roger-de-Faria.
- Mr. L. D'Souza, an eminent Lawyer among the Goan Catholics.

Brief notices on their life-work, have been prepared and put up beneath the photographs.

Copies of twelve photographs of the Governors of Bombay, which had become discoloured, were made to replace the faded pictures. Similarly, copies of 15 old views were made, and these will be put up in the frames in the place of those, which have become discoloured and faded.

Photographs of the Talipot Palm in the Victoria Garden, one Ostrich, one Six-legged Goat, one Wild Ass, one Wild-beast Cow, and one Bear Cub were taken for the Superintendent of Gardens, and copies were given to him for insertion in the "Illustrated Times Weekly."

An album containing 50 photographs of old Bombay Views, was made and presented under orders of the Deputy Municipal Commissioner as per Corporation Resolution No. 4509 of 13th August 1931 to the Director of the Hall of Nations Museum, Ashbury Park New Jersey as a souvenir from the Municipal Corporation for the City of Bombay.

Sixteen photographs of views, buildings, monuments and places of interest in Bombay were, upon a request made, sent to the Atlantic Photo Co., Berlin, for publication in the "Illustrated Press Magazine," which they intend to publish.

Photographs of old places, sites and views in Bombay were supplied to the Assistant Superintendent, Municipal Aided Schools, Bombay, to enable him to prepare a set of Lantern Slides on the history of Bombay for exhibition in the Municipal Schools, under instructions from the Schools Committee.

As it is not possible owing to limitation of space to exhibit this overflow of pictures to the public, it is proposed to preserve them in Scrap Albums for future use. Short notices have been already made regarding these pictures, and put up under each of these

photographs for the purpose of easy reference. Accordingly five albums have been made as under.

Album containing photographs of persons who took a prominent part in the development of Bombay.

Album containing photographs taken during the time of the Royal Visit.

Album containing photographs of War-work done in Bombay.

Album containing photographs of the early activities of the Bombay City Improvement Trust.

Album containing photographs of old views of Bombay.

A coloured print of the Fort of Bombay was presented to the Museum by F. V. Evans, Esq., of Liverpool, through the Honorary Secretary of the Bombay Natural History Society. It is framed and put up on the wall in the Old Bombay Room.

Mr. Evans has been already thanked for the present of an interesting picture to the Museum.

The old flag of the Bombay Municipal Corporation, which had been discarded, was upon my request to the Municipal Commissioner handed over to me for exhibition in the Old Bombay Room. When received, it presented an appearance of being entirely neglected and uncared for. It was but fair, that such an interesting and time-honoured memento of the Corporation should be rescued from further damage and preserved in an institution like the Museum. It now decorates a portion of the wall in the Old Bombay Room.

Museum Library.

The following books were purchased and added to the collection of books in the Museum library.

Indian Antiquary 1931, Lives of Saints Eknath and Dnyandev, Vol. I to 16 of the Peshwa Daftar published by the Government of Bombay, Life of Mr. M. C. Murzban, Dictionary of Indian Biography, Panoramic India, Mahikavati (an old Bakkhar of Bombay), Kadamba Kula, Beginnings of the Vizianagar Dynasty, Bombay 1660-1667, India in the Victorian Age, Indian Antiquary 1886, Indian Antiquary 1876, Dance of Civa, Ellora Caves, Report of the Bombay Provincial Inquiry Committee Part I, India in 1929-30, a publication by the Government of India, On Alexander's track to the Indus, Mohenjo-Daro, and Ajanta Fresco Paintings Vol. I published under the authority of H. E. H. The Nizam.

One volume on Reptilia and Amphibia in the Fauna of British India Series, was presented to the Museum by the Government of Bombay. My thanks are due to the Government of Bombay for the present of these volumes to the Museum Library, as they are published from time to time.

One Revolving Book-Stand and one cup-board fitted with glass panels were purchased for use in the Library Room.

There was no relaxation on the part of the staff in their efforts to keep the Museum in a state of cleanliness and order, as also the cases and the specimens they contain.

List of purchases made during the year 1930-1931 were submitted to the Test-Audit Officer for audit purposes.

The Record Inspector appointed by the Corporation visited the Museum in the month of October last, and examined the arrangements for preserving the old record of the Museum. The suggestions made by him at the time have been duly carried out.

I cannot close this report without an expression of my appreciation of the work done by the members of the staff. They all worked with zeal and earnestness, and were thoroughly loyal in the discharge of their various duties.

I have the honour to be,

Sir,

Your most obedient servant,

D. A. PAI,

Curator.

No. OF 1932-33.

FROM

BOMBAY,

1932.

THE CHIEF STOREKEEPER,

BOMBAY MUNICIPALITY,

To

THE MUNICIPAL COMMISSIONER

FOR THE CITY OF BOMBAY.

SIR,

I have the honour to submit herewith my Annual Report for the year ended 31st March 1932. Mr. D. E. Mavji was in charge of the department throughout the year.

About 116 tenders were invited and almost all the contracts were settled before 15th May and most of the written contracts were executed by the 15th June. Tenderers were allowed to be present as usual at the time of opening tenders thus creating confidence in the merchants of receiving fair treatment.

Purchases were made at lower rates than those of the last year. The difference in rates worked out to about 8 per cent. in our favour. However in consequence of Government having increased the customs duty on all imported articles claims were preferred by the contractors for rebate on account of increased duty under Section 10 (a) of the Indian Tariff Act. These were admitted only in cases in which the claimants were in a position to prove by documentary evidence that the increased duty was actually paid, after consulting the Municipal Solicitors. Total purchases including articles received on R. S. Memo amounted to Rs. 5.73 lakhs against Rs. 7.92 lakhs, i.e., Rs. 2.19 lakhs less than the amount of the last year. Care was exercised to see that the articles required for consumption only in the near future, were purchased. Attempts were made to keep down as far as possible the balance of stock on hand thus avoiding the locking up unnecessarily of a sum of money and also avoiding the swelling of the balance of the stores on hand. That total value of the stores that have not moved during the last 5 years amount to Rs. 1,80,000 approximately. The question as to what extent these stores can be reduced is engaging my attention.

Indian made articles were given preference over foreign goods. Most of our requirements are now of Indian manufacture. Cement, C. I. Pipes and fittings, S. P. Hydrants, Boxes, Meter Chambers, Lead Pig, S. W. Pipes and Fittings, C. I. Frames and Covers, Gratings, etc., Brooms, Baskets, Paints, Oils, Coal, Timber, Firewood, Uniforms to staff, Clothing to Hospitals, Monsoon requirements, etc., and in fact almost all articles of importance were purchased of Indian manufacture. Only a few items which are either not made in India or are not suitable for our use, were purchased of foreign make.

1,301 tons of cement was purchased under the ten years' contract from four selling Companies at the average on account rate of Rs. 29 per ton *ex works*. Cement was supplied to the consuming departments and Municipal Works at the rate of Rs. 2-8-0 per bag.

As was done in previous years Hose was purchased at an average rate of Re. 0-11-6 per foot. This proved to be economical on account of smaller quantity consumed and saved lot of trouble in renewing and fixing new couplings, etc.

C. I. Pipes and fittings were purchased at very low rates. These were all of Indian manufacture.

Meter parts were purchased from the manufacturers direct thus saving middlemen's profit.

Improved mosquito-proof pattern of Closable Gratings was introduced.

Lead Pig of Indian manufacture was purchased at favourable rates.

S. W. Pipes and fittings were purchased of local manufacture at easy rates.

As usual cut timber was stocked which gave great facility in expediting works in hand. Zarawood was used in fairly good quantity which proved very economical on account of its excellent quality.

The following important contracts were entered into during the year:—

1. Hose, canvas and rubber.
2. Disinfectants.
3. C. I. Frames and covers, gratings, etc.
4. C. I. Pipes and fittings.
5. Hydrants and sluices.
6. C. I. Boxes and chambers.
7. Timber of sorts.
8. Hospital clothing.
9. Uniforms to staff.
10. Baskets, bamboo and cane.
11. Brooms, Goa and Date.
12. Brushes, sweeping.
13. S. W. Pipes and fittings.
14. Monsoon requirements.
15. Motor oils and lubricants.
16. Lead pig.
17. Galvanized pipes and fittings.
18. Brass fittings.
19. Motor tyres and tubes.
20. Iron and steel.
21. Soap, soda washing, etc.
22. Pesterine.
23. Motor accessories.
24. Vegetable and mineral oils.
25. Canvas and paulins.
26. Paints and oils.
27. Electric goods.

In addition to the important annual contracts mentioned herein, special contracts for the supply of the following articles were also entered into, viz.:—

6" C. I. Pipes, 15" Tubes, 6" S. W. Pipes, C. I. S. P. Hydrants 48" Collars and 48" x 24" Tapers.

Care was taken to replenish stock in time for all works in progress thus avoiding delay in their execution.

Articles returned by departments were very carefully scrutinized and only articles in constant use were accepted at full value. Those not in use were taken at reduced rates thus avoiding unnecessary swelling of stock in hand.

5,643 orders for the purchase of stocks were placed with the contractors and other dealers against 5,629 in the previous year. All articles received were examined carefully with standard samples. Articles not exactly to samples which were not available in the market at the time of purchase were accepted at less rates than those given in the contracts.

23,186 indents and sale memos were promptly attended to during the year. Sufficient stock was maintained to avoid delay in complying with indents. Those articles which were not in stock were secured as early as practicable at competitive market rates. System of inviting quotations even for small purchases proved very profitable to the Municipality.

Sales to contractors were made at purchase rates in most cases without addition of supervision charges. This enabled the works contractors to offer favourable rates to the Municipality. There was a great demand for Dust Bins which the House-owners are required to maintain on their premises and these were sold at the rate of Rs. 2-1-0 each including 10 per cent. supervision charges.

As was done last year C. I. and other scraps received from different departments were sold by private offers. C. I. scrap recovered from pipes was sold at a reduced rate, the minimum rate being Rs. 22 per ton and maximum rate Rs. 25 per ton against Rs. 30 and Rs. 40 per ton respectively in the previous year. This was due to the depressed condition of the market.

The departmental verification of stores was conducted throughout the year and no appreciable difference was noticed. Municipal Stock verifier also verified stores at Central Stores, Foras Road, and B. B. Pipe Depot. The verification of the stores on the line outside Bombay was in progress at the close of the year. Out of about 5,360 items verified, 5,316 showed correct results. There were differences in 44 items only on account of dryage, difference in scale, receipts in large quantities but numerous issues in small quantities, the net result being an excess of Rs. 48-2-0.

Night guards were equipped with Tell-tale watches, whistles, etc. Fire appliances were maintained in first class order and the employees were trained in fire drill.

Notwithstanding heavy demands of departments, stock maintained was much smaller than that of the last year, the balance at the end of the year being 6'81 lakhs against 8'02 lakhs on 1st April 1931. Thus a further reduction in the value of the stock was made to the extent of Rs. 1'21 lakhs. Working expenses were maintained at a very low figure. Total establishment charges do not work out to even 5 per cent. of the total turnover of the Stores Department.

In conclusion I wish to express my thanks to the Assistant Storekeeper and the staff for their loyalty and valuable assistance in bringing about such good results.

Appendix A is enclosed herewith.

I have the honour to be,

Sir,

Your most obedient servant,

M. K. VARIAVA,

Chief Storekeeper.

APPENDIX "A."

Particulars.	General Stores.			Capital Stores.			Line Suspense Stores.			Total.		
	Rs.	a.	p.	Rs.	a.	p.	Rs.	a.	p.	Rs.	a.	p.
Value of Stores on hand on 1st April 1931	3,47,383	8	9	3,65,552	12	3	89,815	13	7	8,02,752	2	7
Value of Stores receipts including transfers during 1931-32.	4,40,667	13	4	1,32,092	4	0	785	0	0	5,73,545	1	4
Total ...	7,88,051	6	1	4,97,645	0	3	90,600	13	7	13,76,297	3	11
<i>Less—</i>												
Value of Stores issues including transfers during 1931-32	4,94,572	2	2	1,99,362	11	0	861	8	0	6,94,796	5	2
Balance ...	2,93,479	3	11	2,98,282	5	3	89,739	5	7	6,81,500	14	9

M. K. VARIAVA,
Chief Storekeeper.

928

LICENCE DEPARTMENT.

No. L/706-Sc. of 1932-1933.

BOMBAY, 9th June 1932.

FROM

THE SUPERINTENDENT OF LICENCES.

To

THE MUNICIPAL COMMISSIONER.

Subject: *Annual Report for the year 1931-32.*

SIR,

I have the honour to submit my annual report on the working of the License Department during the year 1931-32.

2. I was in charge of the Department throughout the year:

3. *Licences under Section 394 and Permits under Section 390.*—The total number of licences issued under Section 394 and of permits under Section 390 of the City of Bombay Municipal Act and the total amount of fees collected in respect thereof during the year under report, as compared with the preceding two years, are as under:—

Year.	No. of licences issued.	Amount of fees.		No. of permits issued.	Amount of fees.		Total amount of fees.
		Rs.	a. p.		Rs.	a. p.	
1931-32	15,152	1,50,769	14 0	235	5,630	12 0	1,56,400 10 0
1930-31	14,405	1,45,022	0 0	212	5,225	0 0	1,50,247 0 0
1929-30	14,658	1,23,829	8 0	223	5,575	0 0	1,29,404 8 0

Compared with 1930-31 the number of permits issued is increased by 23 and the receipts by Rs. 405-12-0. The Municipal Commissioner ordered on the 25th November 1931 in accordance with the judgment of the learned Judge of the Small Causes Court in the case filed by Mr. Daulatjada that the permits should be transferred on payment of Re. 1 in cases of change of ownership. The number of licences and the total revenue derived therefrom increased by 747 and by Rs. 5,747-14-0 respectively. This increase is in spite of two factors making for a decrease in revenue, one being the Corporation Resolution No. 2552 dated 22nd June 1931 varying the previous practice of licensing one of the commodities, kept in connection with a trade, carrying the highest fee, so as to grant total exemption in respect of all such commodities, and the other being the Corporation Resolution No. 10546, dated the 10th March 1931, varying the previous practice of separately licensing oil seeds and cotton seeds stored at one premises, so as to levy only one fee, treating the whole as oil seeds. The increase in the licence fees is partly due to a

new rule sanctioned by Corporation Resolution No. 1917, dated the 24th May 1931, and brought into effect since the 1st October 1931 whereby in cases of payments delayed over a month, an additional fee of 50 per cent. is recoverable on amounts of Rs. 10 and under, and an additional fee of 25 per cent. on amounts over Rs. 10.

4. The farrier's trade was made licensable by Corporation Resolution No. 2552, dated the 22nd June 1931, but no licence for this trade was issued up to the close of the year under report.

5. The larger differences (increases or decreases) in regard to the number of licences issued, as compared to the previous year, are as under :—

Trade or Commodity.	Increase or Decrease.
Bakeries	+ 22
Bidis or indigenous cigarettes (mfg.)	+ 198
Charcoal	+ 90
Coal and Coke	- 46
Eating houses	+ 519
Fireworks (retail)	- 95
Grain parching	+ 34
Hair-dressing saloons	+ 79
Oil (keeping)	+ 76
Matches (retail)	+ 108
Noisy trades	+ 74

6. The licence fees outstanding on the 31st March 1932 amounted to Rs. 5,107-2-0 in respect of 662 licences as against Rs. 3,800 in respect of 435 licences on the 31st March 1931. The increase is due to delay in the disposal of court cases on account of the abolition of the post of the additional Stipendiary Magistrate from the 1st August 1931 and an unfortunate lack of the needful co-operation on the part of the magistracy as a whole. Miscellaneous receipts amounted to Rs. 693-12-6 against Rs. 63-12-0 in the preceding year. The increase is due to the fees paid for duplicate copies of licences, the originals having been missing. License fees amounting to Rs. 1,075 were refunded during the year under report. The loss of revenue, incidental to the disuse or demolition of old licensed places or their diversion to uses not requiring a licence amounted during the year under report to Rs. 17,518 against Rs. 14,904 in the preceding year. The increase is due to the general trade depression.

7. In two cases the licences were revoked—in one case on account of a complaint of nuisance from noise and in the other because the licensee was out of Bombay for more than 14 days in accordance with one of the licence conditions to that effect.

8. *Permits under Section 328 and 328A.*—The total number of permits issued under these Sections for exhibiting skysigns and advertisements during the year was 1,648 and the revenue derived was Rs. 50,205-13-1 as against 1,198 permits issued and revenue Rs. 40,567-5-11 derived during 1930-31.

9. Out of Rs. 10,074-1-7 recovered as ground rent in the year under report in respect of advertisement boards and hoardings put up on Municipal properties, Rs. 8,972-9-4 were credited to the Department of the City Engineer and Rs. 968-14-0 to the Market Department. The rest of the amount was credited to the License Department, being rent for cloth boards hung across streets.

10. The total number of permits issued and the total receipts in the year under report as compared with the preceding three years are as under :—

Particulars.	No. of permits issued.				Amount of fees collected.			
	1928-29.	1929-30.	1930-31.	1931-32.	1928-29.	1929-30.	1930-31.	1931-32.
Wall-posters and hoardings.	584	409	520	741	Rs. a. p. 11,858 8 0	Rs. a. p. 11,864 11 11	Rs. a. p. 14,340 12 0	Rs. a. p. 15,678 2 6
Movable boards, hand-carts, etc.	808	802	284	240	5,868 0 0	6,288 0 0	5,028 4 0	*18,000 5 6
Illuminated skysigns and advertisements.	168	193	220	444	7,315 8 0	8,030 6 0	9,741 8 11	†10,000 8 10
Non-illuminated skysigns.	70	126	74	108	2,047 8 0	1,979 15 0	1,781 18 0	‡1,485 6 0
Non-illuminated kiosks ..	8 (2,168 kiosks.)	12 (2,341 kiosks.)	11 (3,344 kiosks.)	18 (3,330 kiosks.)	2,708 12 0	2,926 4 0	4,290 4 0	4,185 4 0
Illuminated kiosks ..	1	3	1	..	15 0 0	12 0 0	2 0 0
Wall paintings	64	71	76	97	2,852 0 0	2,690 8 0	3,425 12 0	‡2,712 15 0
Auctioneers	7	6	6	5	700 0 0	600 0 0	600 0 0	500 0 0
Ground rent	505 8 0	310 8 0	283 8 0	132 10 8
Extra fees for delayed payments.	787 12 0	810 0 0	525 8 0	826 12 0
Total ..	1,205	1,122	1,198	1,648	84,163 8 0	85,621 4 11	40,567 5 11	50,205 13 1

* Inclusive of Rs. 7,759-2-6 paid by the Bombay Electric Supply and Tramways Company in respect of advertisements displayed on tramcars and omnibuses in respect of the years 1930-31 and 1931-32.

† The small increase in amount notwithstanding the large increase in the number of permits is due to the issue of a separate permit for each unit of illuminated advertisement instead of one permit for all units pertaining to one party.

‡ The reduction in amount notwithstanding the increase in the number of permits is due to the smaller area of individual skysigns and wall paintings.

11. The question of giving effect to the Corporation Resolution No. 10535, dated the 30th March 1931, regarding the levy of fee on advertisement hoardings for the period they stand blank or with the announcement "TO BE LET" displayed thereon at half the prescribed rates for a hoarding, has been held in abeyance in view of the continued trade depression, till the 1st October 1932, *vide* Municipal Commissioner's order No. L 186-Adv., dated the 24th March 1932.

12. *Licences under Sections 313 and 313A.*—The total revenue from licences issued to itinerant hawkers and to squatters in reserved areas during the year under report amounted to Rs. 78,484 as against Rs. 64,286-8-0 in the preceding year. The increase is due partly to increase in the number of squatters in the reserved areas and partly to the recovery of fees from handcart hawkers having been facilitated owing to reduction of fees for handcarts from Rs. 5 to Rs. 3 per mensem, *vide* Corporation Resolution No. 912, dated the 27th May 1931. Under the same resolution the removal charges in respect of perishable articles seized as encroachments were reduced from annas 12 to annas 6 up to 10 seers.

13. The comparative figures of fees recovered from squatters and handcart hawkers, including removal charges, are as under :—

	Amount of fees collected.					
	1929-30.		1930-31.		1931-32.	
	No. of licences.	Amount.	No. of licences.	Amount.	No. of licences.	Amount.
Squatters' fees collected in reserved areas under Section 313.	9,396	Rs. a. p. 34,122 0 0	11,023	Rs. a. p. 43,213 8 0	13,468	Rs. a. p. 53,957 0 0
Recovery of expenses under Section 490 for removal of encroachments under Section 314.	16,136 6 0	10,647 0 0	17,016 5 0
Fees received from hawkers' licences under Section 313A.	6,793	18,365 0 0	6,741	21,073 0 0	9,021	24,527 0 0
Total ..	16,189	68,623 6 0	17,764	74,933 8 0	22,489	95,500 5 0

14. *Prosecutions.*—The number of prosecutions launched during the year under report and the results thereof are compared below with those for the preceding two years.

Year.	Offence against Section.	Total No. of cases filed.	No. of cases withdrawn on compliance with law.	No. of cases which resulted in conviction.	Amount of Fines inflicted	No. of cases which resulted in acquittal.	No. of cases remaining undisposed of on 31st March 1932.
					Rs. a. p.		
1929-30 ..	394	5,269	4,935	289	2,846 14 0
1930-31 ..	"	6,046	5,694	352	2,970 1 0	1
1931-32 ..	"	7,432	6,118*	388	3,864 5 0	5	1,477
1929-30 ..	328-328A	284	240	43	218 0 0	1
1930-31 ..	"	180	174	6	39 0 0	1
1931-32 ..	"	379	294*	7	52 0 0	5	89
1929-30 ..	313-313A	939	371	537	2,082 0 0
1930-31 ..	"	716	408	307	2,863 1 0	1
1931-32 ..	"	601	314*	265	1,180 12 0	2	131
1930-31 ..	412A	21	21
1931-32 ..	"	33	33*
1930-31 ..	392
1931-32 ..	"

* Of the 6,759 cases withdrawn, 5,843 were in respect of non-payment of fees.

The number of prosecutions instituted during the year under report exceeded that for the preceding year by 1,482, but the total amount of fines inflicted was less by Rs. 775-1-0.

15. *Criminal prosecutions.*—One criminal prosecution was launched against a License Inspector for misappropriation of licence fees and he was acquitted owing to conflict of evidence. 17 criminal prosecutions were launched against hawkers out of which 13 resulted in convictions. In 12 cases fines aggregating Rs. 77 were inflicted and in one case rigorous imprisonment ranging from 2 to 8 years was awarded to the 5 accused concerned. In the remaining four cases the accused were acquitted. Three prosecutions were instituted against the staff of the Encroachment Branch by hawkers for assault and removal of goods; one case was compounded by payment of Rs. 10 towards charity and two cases remained pending.

I have the honour to be,

Sir,

Your most obedient servant,

K. P. GUZDUR,

Superintendent of Licences.

Statement showing (i) the number of licences issued, (ii) the trades licensed and (iii) the amount of fees collected during the year 1931-32.

No. of Licences.	Nature of trade.	Licence fees.		
		Rs.	a.	p.
10	Acetylene gas (keeping)	99	8	0
36	Aerated waters (manufacturing)	1,190	0	0
3	Ashes	35	10	0
194	Bakeries	3,348	12	0
64	Bidi leaves	698	12	0
1,053	Bidis (indigenous cigarettes) (manufacturing)	1,116	0	0
4	Bitumen	120	0	0
1	Bricks and tiles	20	0	0
1	Bones	10	0	0
9	Camphor	140	8	0
3	Candles (manufacturing)	60	0	0
19	Carbide of calcium (retail)	55	8	0
7	Carbide of calcium (wholesale)	152	8	0
1	Catgut	15	0	0
1,147	Charcoal	9,268	4	0
143	Chemicals	2,203	4	0
11	Chlorate of potash	77	8	0
66	Cinematograph films	2,085	0	0
153	Cloth dyeing in indigo and other colours by hand power	1,007	0	0
12	Cloth dyeing in indigo and other colours by mechanical power.. .. .	345	0	0
152	Coal and coke	1,428	12	0
27	Cocoon fibre, flax, hemp and jute	456	8	0
13	Copra	485	0	0
7	Cotton (keeping)	50	0	0
14	Cotton (keeping and pressing)	515	0	0
22	Cotton seeds	540	0	0
55	Cotton refuse or waste (keeping)	1,291	8	0
17	Do. (cleaning and keeping)	690	0	0
3	Cowdung cakes (manufacturing)	37	8	0
71	Dammer, tar and pitch	1,291	4	0
1	Dynamite	50	0	0
3,135	Eating houses	37,442	12	0
10	Esas	287	8	0
14	Fat and tallow (keeping)	390	0	0
2	Do. (cleaning and pressing)	60	0	0
9	Fins	135	0	0
33	Fish (dried)	591	4	0
64	Fireworks (retail)	622	8	0
43	Do. (wholesale)	433	12	0
1	Do. (manufacturing)	25	0	0
28	Firewood (retail)	57	0	0
511	Do. (wholesale)	6,183	4	0
7	Gas (manufacturing).. .. .	280	0	0
54	Ghee (keeping)	788	2	0
6	Ghee (manufacturing)	55	0	0
100	Butter (under Section 412A)	266	8	0
151	Grain parching	193	0	0
156	Gunny bags	1,322	12	0
19	Gunpowder (retail)	97	8	0
2	Do. (wholesale)	100	0	0
1	Do. (manufacturing)	50	0	0
621	Hair-dressing saloons	3,173	10	0
75	Hay, straw or grass	809	4	0
8,361	Carried forward	82,247	6	0

No. of Licences.	Nature of trade.	Licence fees.
		Rs. a. p.
8,361	Brought over ..	82,247 6 0
22	Hessian cloth	87 8 0
8	Hides and skins (dried)	123 12 0
7	Do. (raw) (keeping)	193 12 0
24	Tanneries	1,855 0 0
1	Horns and hoofs	30 0 0
1	Hair	15 0 0
5	Ice (manufacturing)	542 0 0
110	Khoka boxes (manufacturing and storing)	897 4 0
26	Lime (manufacturing)	1,275 0 0
30	Liquid fuel	1,931 8 0
7	Leaves (dried)	74 0 0
1,566	Matches (retail)	2,000 8 0
43	Do. (wholesale)	2,166 6 0
....	Do. (manufacturing)
100	Do. (Bengal) (retail)	107 8 0
1	Do. (do.) (wholesale)	150 0 0
189	Metal casting	2,945 4 0
92	Methylated spirit	1,446 4 0
702	Noisy trades	2,354 4 0
1	Nitro-glycerine	50 0 0
610	Oils (keeping)	6,598 12 0
112	Do. (manufacturing)	1,223 12 0
109	Oilseeds	4,795 0 0
92	Paints	1,508 12 0
2	Paper (manufacturing)	30 0 0
28	Paper, waste	500 0 0
1	Phosphorus (retail)	5 0 0
....	Do. (wholesale)
....	Packing stuff
81	Petroleum (dangerous)	225 8 0
32	Oil (kerosene) (retail)	256 0 0
72	Oil (kerosene) (wholesale)	558 0 0
8	Pottery (manufacturing)	24 0 0
6	Rags	93 12 0
12	Rosin	160 0 0
27	Saltpetre	217 8 0
39	Sandalwood	311 4 0
14	Smelteries	144 0 0
51	Soap (manufacturing)	1,325 0 0
11	Sugar refineries	489 0 0
10	Sulphur	107 8 0
27	Stables for horses	1,980 0 0
94	Do. milch cattle	9,125 0 0
48	Do. bullocks	958 12 0
....	Do. four-footed animals
400	Sweetmeats (keeping and manufacturing)	2,347 12 0
625	Timber	7,540 6 0
112	Turpentine (retail)	557 8 0
34	Do. (wholesale)	890 0 0
30	Whistle (steam), (blowing of)	300 0 0
60	Varnish	585 0 0
19	Wool	785 0 0
....	Special licences under section 394 (1) (d) (ii)
5	Wool (cleaning and pressing)	145 0 0
14,067	Carried forward ..	1,44,279 6 0

No. of Licences.	Nature of trade.	Licence fees.
		Rs. a. p.
14,067	Brought over	1,44,279 6 0
223	Permits under Section 390	5,618 12 0
311	Transfer of licences	341 0 0
12	Do. permits	12 0 0
14,613	Total ..	1,50,251 2 0
774	Licence fees collected during 1931-32 for the official year 1930-31	6,149 8 0
15,387		1,56,400 10 0

Summary of total revenue collected during the official year 1931-32.

No. of Licences and permits.	Nature of revenue collected.	Amount.
		Rs. a. p.
15,387	Licence fees collected under Sections 390 and 394	1,56,400 10 0
1,648	Advertisement fees collected under Sections 328 and 328A	50,205 13 1
13,468	Fees collected from squatters under Section 313	53,957 0 0
9,021	Fees collected from hawkers under Section 313A	24,527 0 0
	Encroachment removal fees under Sections 314 and 490	17,016 5 0
	Miscellaneous fees	693 12 6
	Grand Total ..	3,02,800 8 7

MARKETS.

No. M/154 of 1932-33.

BOMBAY, 26th May 1932.

FROM

THE SUPERINTENDENT OF MARKETS,

ARTHUR CRAWFORD MARKET, BOMBAY.

TO

THE MUNICIPAL COMMISSIONER FOR THE CITY OF BOMBAY,

BOMBAY.

SIR,

I have the honour to submit the annual report of the Markets and Slaughter Houses Department for the year 1931-32.

2. The total receipts of the Department during the year under report amounted to Rs. 11,52,231-0-5 against Rs. 11,67,804-12-3 in the previous year showing a decrease of Rs. 15,573-11-10 which is chiefly due to the decrease in the slaughter fees and rent receipts of the Municipal markets.

3. Out of 17 Municipal Markets which are enumerated below with net receipts obtained during 1931-32 and 1930-31, the one at Gilder Tank was handed over to the Schools Committee in the beginning of February 1932. The total number of stalls and the average number of stalls that remained vacant per quarter in each market during both the years are also given for the sake of comparison. The increase or decrease in the revenue of each market during 1931-32 is shown in the statement for ascertaining the financial result of each market in respect of the stall rents, etc.

STATEMENT I.

Names of Markets.	Total No. of stalls.		Average No. of stalls vacant per quarter.		Stalls rents 1931-32.	Squatters fees, License fees, etc. 1931-32.	Total gross receipts 1931-32.	Expenditure 1931-32.	Net receipts 1931-32.	Net receipts 1930-31.	Increase or decrease during 1931-32.
	1931-32.	1930-31.	1931-32.	1930-31.							
					Rs. a. p.	Rs. a. p.	Rs. a. p.	Rs. a. p.	Rs. a. p.	Rs. a. p.	Rs. a. p.
Colaba	74	71	51	52	1,589 8 4	2,425 0 0	4,014 8 4	1,347 3 8	2,667 4 8	3,204 14 11	— 537 10 3
Fort	180	180	18	14	10,068 6 0	5,194 2 0	15,262 8 0	4,835 0 5	10,427 7 7	12,458 3 2	— 2,030 11 7
Arthur Crawford	1,033	1,031	115	107	1,73,106 10 6	1,10,106 9 6	2,83,213 4 0	86,685 5 11	1,96,527 14 1	1,92,048 11 7	+ 4,479 2 6
Erskine Road	832	832	212	206	81,552 6 2	25,761 5 0	1,07,313 11 2	28,450 8 11	78,863 2 3	97,497 1 3	— 18,633 15 0
Bhuleshwar	199	199	27	20	18,773 7 11	249 0 0	19,022 7 11	5,372 0 0	13,650 7 11	14,863 6 5	— 1,212 14 6
Peddar	46	46	11	11	2,556 5 1	4,040 0 0	6,596 5 1	2,622 12 9	3,973 8 4	4,173 7 4	— 199 15 0
Pork	3	3	3,200 0 0	4 0 0	3,204 0 0	1,360 12 7	1,843 3 5	2,048 5 11	— 205 2 6
DeLisle Road Sheep	48	50	3	14	6,556 4 2	1,210 0 0	7,766 4 2	3,199 13 7	4,566 6 7	4,723 10 9	— 157 4 2
Fergusson Road	34	33	6	7	2,494 6 8	13,434 0 0	15,928 6 8	3,665 11 4	12,262 11 4	8,300 9 1	+ 3,962 2 3
Parbhadevi Road	29	29	10	9	1,716 8 0	8,722 0 0	10,438 8 0	3,278 4 9	7,160 3 3	9,541 14 4	— 2,381 11 1
Elphinstone Road	32	32	1	..	5,660 8 0	9,537 0 0	15,197 8 0	4,730 9 8	10,466 14 4	10,598 7 5	— 131 9 1
Kamatipura	53	53	14	15	3,607 0 4	2,556 8 0	6,163 8 4	3,284 13 10	2,878 10 6	4,429 2 10	— 1,550 8 4
Masjid Bunder	52	52	40	38	1,280 8 0	568 8 0	1,849 0 0	2,251 15 10	— 402 15 10	40 10 11	— 443 10 9
Chowpaty	71	71	37	37	2,539 8 0	1,766 8 0	4,305 14 0	1,678 7 11	2,627 6 1	2,969 10 9	— 342 4 8
Gilder Tank	178	178	155	98	3,311 9 0	3,600 4 0	6,911 13 0	1,996 10 8	4,915 2 4	5,854 2 8	— 939 0 4
Dadar	3	3	920 0 0	12,694 0 0	13,614 0 0	4,890 3 1	8,723 12 11	7,056 15 2	+ 1,666 13 9
Chandanwady	84	64	40	41	1,080 12 0	317 0 0	1,397 12 0	516 0 10	881 11 2	2,128 13 2	— 1,247 2 0
Total ..	2,951	2,927	740	669	3,20,013 12 2	2,02,185 10 6	5,22,199 6 8	1,60,166 7 9	3,62,032 14 11	3,81,938 3 8	— 19,905 4 9

During the year 3 new stalls in Colaba, 2 in Arthur Crawford, 1 in Fergusson Road and 20 in Chandanwady Markets were provided and 2 pens of the DeLisle Road Sheep Market were converted into a chamber for slaughtering sheep and goats.

There has been an increase of Rs. 10,108-2-6 in respect of some markets and a decrease of Rs. 30,013-7-3 in respect of others so that the net financial position in respect of stall rents, etc., is that there has been a decrease of Rs. 19,905-4-9 during the year as compared with the previous year which is due to the general trade depression.

4. In addition to this amount Rs. 1,16,272 were realised from the contractors for the rights of collecting squatters' fees from the different Municipal markets and the Scale fees from the Arthur Crawford Market against Rs. 1,17,470 of the preceding year. The instalments for January, February and March 1932 amounting to Rs. 525 from the contractor of Chowpatty Market were not received and consequently are not included in the realisation of 1931-32. His contract was terminated from 4th March 1932 and the amount collected departmentally. A suit is being filed against him. The squatters' fees collected departmentally at the Arthur Crawford and Erskine Road Markets together with the encroachment fees from these two markets as well as some other markets amounted to Rs. 45,783-3-0 against Rs. 43,964-9-0 in the previous year, giving a total net income of Rs. 1,62,055-3-0 against Rs. 1,61,434-9-0 during the preceding year showing an increase of Rs. 620-10-0.

5. All the markets were well kept and careful supervision was exercised by the Market staff as to the cleanliness, sanitary condition of the premises and wholesomeness of articles offered for sale.

6. There were 17 private markets and one private slaughter house at Marine Lines was opened during the year and the license fee in respect of them amounted to Rs. 25,998-15-0 against Rs. 27,304-2-0 of the last year. The decrease is due to the license fee of one of the markets being kept under deposit account. In case of another market the license fee of the previous year was received during the year under report, the fee of which year is still to be recovered. License fees amounting to Rs. 811 were also recovered from butchers having stalls in private markets. The number of outside meat shops was 147 against 130 and the license fee realised in respect of them was Rs. 7,311 against Rs. 6,342-6-8 in the previous year.

7. The Market staff exercised supervision on the articles offered for sale in the markets. Unwholesome articles, viz., meat, fish, fruits, vegetables, etc., from different markets and slaughter houses including contraband meat weighing about 537,559½ lbs. in the aggregate were destroyed during the year.

8. The quantity of contraband meat seized and destroyed was 4,673 lbs. against 6,660 lbs. in the previous year showing a decrease of 1,987 lbs.

9. 9,126 buffaloes, 40,426 cows and bullocks and 8,45,169 sheep and goats were brought on the Fair ground at Bandra Slaughter Houses against 9,917 buffaloes, 37,501 cows and bullocks and 8,64,005 sheep and goats during the previous year, out of which 2 buffaloes, 529 cows and bullocks and 12,810 sheep and goats being found in an advanced stage of pregnancy or suffering from purging, emaciation, fever, mange, debility, abortion, sheep-pox, foot and mouth disease and febrile affections, bruises, fractures and abscesses or otherwise unfit for human consumption were rejected on ante-mortem examination.

The principal causes of post-mortem condemnation were cysticercus bovis, emaciation, hydatid cysts, liver flukes, bruises, abscesses, foot rot and parasitic nodular infection of livers.

10. The slaughter fees realised at Bandra Slaughter Houses were Rs. 3,57,144-7-0 against Rs. 3,65,689-15-0 of the last year, showing a decrease of Rs. 8,545-8-0. The fees received from the Kurla Municipality under the agreement to import buffalo meat into Bombay were Rs. 67,220 against Rs. 68,790 of the last year. A sum of Rs. 84-8-0 in all was realised for horned cattle, sheep and goats slaughtered in Bombay on occasions of festivals.

11. The approximate weight of dressed meat of buffaloes, cows and bullocks was 5,554 tons and that of sheep and goats 6,625 tons. The quantity condemned out of the former was 15 tons and out of the latter was 7 tons which give .27 and .11 percentage respectively.

12. 1,161 pigs and 70 piglings were brought for slaughter at the Arthur Road Slaughter House of which 1,154 pigs and all the piglings were slaughtered. The fees received for slaughtering these animals at the Pork Slaughter House amounted to Rs. 1,171-8-0.

Permits to import 66 slaughtered piglings were issued during the year and the fees recovered for granting such permits amounted to Rs. 49-8-0.

13. Out of 47 tons of pork meat slaughtered 3 tons had to be rejected being found unfit for human consumption and were destroyed mostly due to tuberculosis, cysticercus cellulosea, hypertrophy of kidneys and bruises.

The percentage of the quantity destroyed comes to 6.38. The affections of tuberculosis were confined to pigs only.

Note : The details of animals slaughtered, etc., and the fees realised are given in Appendix A of this report.

14. The sum realised for the right of collecting fair fees at the Bandra Slaughter Houses was Rs. 1,45,083-10-3 against Rs. 1,47,263-14-9 of the preceding year showing a decrease of Rs. 2,180-4-6.

15. The other miscellaneous revenues were as follows :—

STATEMENT II.

Particulars.	1931-32.		1930-31.	
	Rs.	a. p.	Rs.	a. p.
(1) Amount recovered from the contractor for the right of removing blood at the Bandra Slaughter Houses	6,236	0 0	5,552	0 0
(2) License fees for stalls in Municipal and Private Markets, outside shops, etc.	45,139	0 0	44,961	8 8
(3) Fees for verifying weights and measures	1,748	10 0	1,395	0 0
(4) Prices current	100	14 0	89	4 0
(5) Minor Receipts	3,207	12 6	3,439	7 2
(6) Ground Rents	4,996	7 0	5,301	15 0
(7) Chawl Rents	4,623	6 0	4,671	9 0
(8) Rent from Peddar Market Chawl and other rents recovered from peons, Halalkhores, etc.	1,261	0 0	702	14 0
(9) Cold Storage Rents	31,834	6 6	31,254	9 3
(10) Fines from contractors	261	0 0	63	0 0
Total ..	99,408	8 0	97,431	3 1

16. The fines inflicted by the Presidency Magistrates for the infringement of the provisions of the Municipal Act and Bye-laws pertaining to Market Department during the year under report amounted to Rs. 1,172 against Rs. 1,999 in the preceding year.

17. The staff for stamping weights and measures was maintained throughout the year.

18. The refrigerator plant in the Arthur Crawford Market worked satisfactorily. In all the four rooms packages were allowed to be stored on payment of daily fees which were recovered departmentally.

19. The Chandanwady Market was mostly lying vacant throughout the year in spite of the rent being further reduced, *vide* Standing Committee Resolution No. 7440 of 11th November 1931.

20. During the year the meat inspection was rigid and all meat which became spoiled and unwholesome in the markets was destroyed. The total quantity so destroyed in the markets amounted to 17,169½ lbs.

21. I was on leave from 7th April 1931 to 26th April 1931 and again from 2nd October 1931 to 18th October 1931. On the first occasion Mr. D. S. Laud, Superintendent of Gardens, looked after my duty in addition to his own and on the second occasion no acting arrangement was made but the late Mr. H. H. Syed, Chief Inspector of this Department, looked after my duties. My staff worked satisfactorily.

22. In the following statement is shown the financial position of the Municipal markets for the year 1931-32 :—

STATEMENT III.

Name of Market.	Total cost upto 31st March 1931.	Additions made during the year 1931-32.	Total cost upto 31st March 1932.	Gross receipts for 1931-32.	Expenditure for 1931-32.	Net receipts for 1931-32.	Percentage on cost.	REMARKS.
	Rs. a. p.	Rs. a. p.	Rs. a. p.	Rs. a. p.	Rs. a. p.	Rs. a. p.		
Colaba	97,157 15 11	467 4 0	97,625 3 11	4,014 8 4	1,347 8 8	2,667 4 8	2.73	
Fort	41,332 8 8	41,332 8 8	15,262 8 0	4,835 0 5	10,427 7 7	25.23	
Arthur Crawford	17,49,277 11 5	159 12 5	17,49,437 7 10	2,83,213 4 0	86,685 5 11	1,96,527 14 1	11.23	
Erskine Road	5,91,964 15 10	283 11 0	5,92,248 10 10	1,07,313 11 2	28,450 8 11	78,863 2 3	13.32	
Bhuleshwar	2,94,217 0 11	2,94,217 0 11	19,022 7 11	5,373 0 0	13,650 7 11	4.64	
Poddar	57,802 4 2	57,802 4 2	6,596 5 1	2,622 12 9	3,973 8 4	6.86	
Pork	20,880 13 4	20,880 13 4	8,204 0 0	1,360 12 7	1,843 8 5	8.83	
De Lisle Road Sheep	25,000 0 0	25,000 0 0	7,766 4 2	3,199 13 7	4,566 6 7	18.26	
Ferguson Road	25,415 10 5	25,415 10 5	15,928 6 8	3,665 11 4	12,262 11 4	48.25	
Parbhadevi Road	23,819 7 3	23,819 7 3	10,438 8 0	3,278 4 6	7,160 3 3	30.06	
Elphinstone Road	31,544 10 0	31,544 10 0	15,197 8 0	4,730 0 8	10,466 14 4	33.18	
Kamathpura	55,498 7 9	55,498 7 9	6,193 8 4	3,284 13 10	2,878 10 6	5.10	
Masjid Bunder	17,346 3 5	17,346 3 5	1,840 0 0	2,251 15 10	- 430 15 10	2.42	Loss
Chawpatty	4,66,178 9 8	4,66,178 9 8	4,805 14 0	1,678 7 11	2,627 6 1	.56	
Glider Tank	3,60,758 0 11	3,60,758 0 11	4,011 13 0	1,996 10 8	4,915 2 4	1.36	
Dadar	1,31,291 3 9	2,457 2 11	1,33,748 6 8	13,614 0 0	4,890 3 1	8,723 12 11	6.52	
Chandanwady	89,020 14 0	*3,00,000 0 0	8,89,020 14 0	1,397 12 0	516 0 10	881 11 2	.23	
Total	40,78,508 9 5	3,03,367 14 4	43,81,874 7 9	5,22,199 6 8	1,60,166 7 9	3,62,032 14 7		

The percentage of net income on total cost of markets comes to 5.56.

* Represent value of land.

As regards the remarks made by the Standing Committee in the concluding portion of para 35 of the review of the Annual Report for the year 1930-31 I have to state that it appears that the price paid for the land on which the markets are built is included in the figures of the total cost shown in the above statement with the exception of the price for the land presented by the Government or taken in exchange or on lease by the Municipality or of the Municipality itself.

I have the honour to be,

Sir,

Your most obedient servant,

C. M. FLANDERS, v.s.,

CAPTAIN, R. A. V. C. (Retired),

Superintendent of Markets and Slaughter Houses, etc.

APPENDIX "A."

Statement showing the number of animals slaughtered, or removed for private slaughter and the amount of slaughter fees levied thereon during 1931-32.

Description of animals.	April 1931.	May 1931.	June 1931.	July 1931.	August 1931.	Sept- ember 1931.	October 1931.	Novem- ber 1931.	Decem- ber 1931.	January 1932.	February 1932.	March 1932.	Total number of animals.	Total amount of slaughter fees.	
														Rs.	a. p.
Buffaloes	750	774	849	889	824	772	772	676	678	677	685	746	9,092	1,36,380	0 0
Buffaloes for private slaughter in Bombay	1	1	10	0 0
Cows .. { Bombay	1,742	1,876	2,182	2,313	2,231	2,059	2,007	2,241	2,464	2,456	2,283	2,272	26,126	39,189	0 0
{ Bandra	268	302	389	400	422	356	314	371	409	416	363	319	4,329	4,329	0 0
Bullocks	981	797	608	618	564	584	679	766	906	912	824	779	9,018	13,527	0 0
Sheep and goats for Bombay	63,797	65,484	60,833	62,406	58,219	60,360	58,463	57,374	59,288	58,682	52,238	58,271	7,15,415	1,34,140	5 0
Sheep and goats for Bandra	2,235	2,514	2,431	2,414	2,304	2,280	2,157	2,167	2,248	2,152	1,776	1,966	26,644	3,330	8 0
Pigs at Arthur Road Slaughter House ..	113	107	92	86	98	81	91	86	123	97	91	89	1,154	1,154	0 0
Piglings at Arthur Road Slaughter House ..	7	3	3	1	4	4	2	2	27	8	6	3	70	17	8 0
Slaughtered piglings for private consumption in Bombay	11	4	1	1	4	3	6	11	15	2	3	5	66	49	8 0
Live horned cattle removed to Bombay ..	71	15	9	28	15	38	28	14	23	38	3	10	292	1,460	0 0
Live horned cattle removed for shipping	8	8	16	0 0
Live horned cattle removed for private slaugh- ter in Bombay	6	1	1	2	3	1	1	3	18	68	0 0
Live sheep and goats removed to Bandra ..	2,024	1,797	1,624	1,508	1,610	1,738	1,215	1,043	1,549	939	672	913	16,632	8,316	0 0
Live sheep and goats removed to Bombay ..	1,373	153	122	76	168	81	84	109	146	178	215	135	2,840	2,130	0 0
Live sheep and goats removed for shipping ..	202	218	198	217	184	131	169	146	199	171	172	280	2,287	571	12 0
Live sheep and goats removed for private slaugh- ter in Bombay	3	5	4	1	13	6	8 0
Live sheep and goats removed by DeLisle Road Sheep Market Fadkaris	2,543	1,635	1,323	1,580	1,580	1,254	1,436	1,255	1,164	1,521	1,020	1,822	18,133	13,599	12 0
*Live sheep and goats slaughtered in chamber of DeLisle Road Sheep Market	94	154	190	80	106	131	104	125	129	128	1,241	155	2 0
Total ..	76,126	75,688	70,760	72,691	68,422	69,827	67,532	66,393	69,343	68,374	60,481	67,742	8,33,379	3,58,449	15 0

* Two pens of this market are converted into chamber for slaughtering sheep and goats and the fee of annas 2 for each animal is charged as per C. R. No. 8242 of 12th November 1930.

C. M. FLANDERS, V. S.,
CAPTAIN, R. A. V. C. (Retired),
Superintendent of Markets and Slaughter Houses, etc.

No. EH/3-A of 1932-1933.

BOMBAY, 7th July 1932.

FROM

THE DEAN,

KING EDWARD VII MEMORIAL HOSPITAL AND

SETH GORDHANDAS SUNDERDAS MEDICAL COLLEGE,

BOMBAY.

To

THE MUNICIPAL COMMISSIONER

FOR THE CITY OF BOMBAY.

Subject :—*Administration Report for the year 1931-32.*

SIR,

I have the honour to forward the Administration Report of the K. E. M. Hospital and Seth G. S. Medical College for the year 1931-32.

2. The report is divided under the following heads :—

1. Advisory Medical Board and Staff..	Paras	3 to 6
2. The Hospital	„	7 to 36
3. The College	„	36 to 44
4. Special Inquiries and General	„	45 to 47
5. Appendices	„	1 to 14

Advisory Medical Board.

3. During the year 1931, the Advisory Medical Board held 15 meetings. There was one meeting of its Committee. There were three General Meetings of the Honorary and Professorial Staff.

The Dean.

4. Jivraj N. Mehta, Esqr., M. D. (Lond.), M.R.C.P. (Lond.), was on leave from the 6th May 1931 to the 23rd December 1931 during which period, V. R. Khanolkar, Esqr., B.Sc. (Lond.), M. D. (Lond.), Professor of Pathology and Bacteriology, acted as Dean in addition to his own duties ; while S. G. Vengsarkar, Esqr., M. D. (Bom.), acted as Hon. Physician during the said period. He has again been granted one year's leave from the 2nd March 1932 and the same arrangement as on the last occasion has, so far, been made for the conduct of his duties as the Dean and Hon. Physician, respectively.

5. S. P. Niyogi, Esqr., M. B. (Cal.), M. Sc. (Cal.), Professor of Physiology, has been granted six months and five days' leave from the 5th October 1931 to the 8th April 1932, during which period, D. S. Ajinkya, Esqr., L. M. & S., F.C.P.S., Associate Professor of Physiology, acted for him.

6. P. C. Bharucha, Esqr., M.D., B.S. (Lond.), Hon. Physician, was on leave for seven months and eight days from the 1st March 1931 to the 8th October 1931.

The Hospital.

7. The Hospital worked throughout the year in excess of the full complement of 354 beds, though a constant check was exercised on the admissions to the Hospital. The 354 beds are distributed as follows :—

Department.	Male.	Female.	Children.	Total.
Medical	83	31	10	124
Surgical	83	31	14	128
Gynæcological	35	..	35
Ophthalmic	16	16	..	32
Aural	6	2	2	10
Skin and Venereal	6	2	..	8
Casualty	6	3	..	9
Isolation	6	2	..	8
	206	122	26	354

Equipment and Works.

8. Proposals for the purchase of Deep X-Ray Therapy Apparatus, out of the donation of Rs. 25,000 made by the Wadia Charities, have been made for the acceptance of the Corporation through the Standing Committee and it is hoped that the apparatus will be installed and will be in working order before the end of the current year.

9. Two geysers, in addition to the two already fixed last year, have been provided to replace two hot water boilers with a view to do away with the disturbance caused to patients by the noise of the stoves early in the morning.

10. The work of the extension of the Surgical Dressings Department in the Out-Patient Department, which was under construction last year, has been completed during the year under report.

11. Due to financial stringency caused by the acute trade depression prevailing in the City, the following works and equipment have to be kept in abeyance :—

1. Provision of Radium—

During the year under report, 394 patients were reported to be suffering from cancer or allied conditions. Judging from the published reports of radium treatment in America and Europe, it would be no exaggeration to say that most, if not all, of those cases could have been relieved from the ravages of a malignant disease, if Radium could have been administered to them in adequate amounts at a proper time. As there was no radium available in this Hospital, some of the acute cases were referred for radium treatment to Mission Hospital, Miraj and Radium Institute, Patna. The inconvenience of a long journey and the waiting period before admission to those Institutes make the use of Radium in Cancer cases in Bombay very difficult and it is hoped that it will be possible to remove this long-felt want early in the interest of the patients suffering from cancer in this presidency.

2. Provision of Electric Refrigerators in the pantries of wards—

This is very desirable but there is at present no prospect of the Hospital providing for these, unless public spirited citizens come to its assistance.

3. Opening of Venereal Wards—

It is now over a year that the Venereal Wards are ready for the admission of patients; but as no funds could be provided for the necessary equipment and staff, they have not, so far, been opened for the reception of patients.

4. Extension of the Electro-Cardiograph Department—

This is necessary as the existing accommodation is inadequate for its requirements.

5. Extension of the Hospital Office—

The need for the extension of the Hospital Office is being acutely felt. Proposals for its sanction were repeatedly made but were not sanctioned on financial considerations.

6. Construction of a Tonsil Ward—

As reported last year, the Aural Section of the Out-Patient Department needs to be provided with a small ward for patients operated for Tonsils and Adenoids. The displacement of operated patients from the Aural Theatre to the Surgical Wards is inconvenient to the patients and the Staff, as the patients have to be wheeled through corridors crowded with out-patients awaiting treatment. An additional ward in the open space adjacent to the Aural Department would afford much relief to the patients and to their relatives. There would be practically no extra cost for managing such a ward as children operated upon in the morning for Tonsils and Adenoids would be allowed to go home in the afternoon.

Floods.

12. As a result of the measures taken to prevent rain water from entering the Hospital compound by closing two of the three gates on the eastern side of the compound and erecting bund walls wherever necessary, there was no recurrence of flooding of the hospital wards during the year under report. An improvement in the drainage arrangements by the provision of a storm-water drain is under contemplation by the Engineering Department. This, when provided, will tend to eliminate the risk of flooding to a great extent.

13. There is only one common gate serving as an "In" and "Out" Gate for the Out-patient Department of the Hospital. As a result of this, there is a great congestion of vehicles and patients in a small space in front of the entrance of the Out-patient Department entailing a risk of injury to the patients and their relatives. An extra gate has, therefore, been provided for exit during the year under report. As the width of the road in front of the new gate is not sufficient for the safety of the traffic, it has been kept closed so far. This has been brought to the notice of the Engineering Department. The question of widening the road is under consideration, at present.

Ambulance.

14. With a view to removing the inconvenience felt by the public in the absence of an ambulance for carrying home or to the burning or burial grounds the dead bodies of patients of this Hospital, one portage car and two wheeled stretchers have been provided at a cost of Rs. 4,658-7-0. The car is available to the public on payment of a prescribed fee for carrying the dead bodies; while the stretchers are to be utilized for taking the dead bodies of patients of this Hospital in the adjoining locality on similar payment.

Number of Patients treated during the year 1931 and total expenditure incurred during 1931-32.

15. The statistical tables attached to this report record in detail the number and attendance, etc. in all the Departments of the Hospital and the number and nature of operations performed during the period under report. The following abridged summary shows the increase of work carried out during the year 1931, as compared with that in the year 1930 :—

Particulars.	Figures for the year 1931.	Figures for the year 1930.
(a) In-patients—		
1. Scheduled strength of beds	354	354
2. Daily average number of in-patients	372.8	368.4
3. Total number of in-patients admitted	10,540	9,117
4. Average number of days each patient was resident	12.9	14.0
(b) Out-patients—		
1. Total number of new Out-patients	68,515	58,377
2. Total number of Out-Patient attendance	2,00,879	1,73,511
3. Number of Casualty patients included in No. 1 above	11,226	10,044
(c) Operations—		
1. Total number of operations on In-patients	3,614	3,103
2. Total number of operations on Out-patients	3,506	3,126

16. Of the total number of 10,898 in-patients under treatment (10,540 new admissions plus 358 patients in residence on the 1st January 1931) in the Hospital during the period under report, 4,127 were cured, 4,504 were discharged as relieved, 941 either absconded or left the Hospital against medical advice and 995 died, leaving a balance of 331 patients in the Hospital at the end of the year. Out of the 995 deaths, 212 died within 24 hours of admission, 254 after 24 hours and within 3 days and the remaining 529 after 3 days of their admission into the Hospital. These deaths do not include one still-born child and one miscarriage.

17. Excluding the amount spent out of the Loan Funds, the total expenditure incurred on the maintenance of the Hospital during the year 1931-32 including the liabilities outstanding at the end of the year, approximately amounts to Rs. 5,20,321. This expenditure includes the cost of the maintenance and treatment of In-patients, the cost of the Out-patient Department, of the Resident Medical, Nursing and Menial Staff as well as that of the Administration and of maintenance and repairs of buildings. The cost per In-patient, per day, comes to Rs. 3-1-4 and that for each Out-patient to Rs. 0-7-9 per out-door attendance, *i.e.*, about Rs. 0-2-7 per medicine day including the cost of drugs, Surgical Dressings, Skiagrams, Establishment charges, etc. The cost of diets including that of extras and stimulants works out at Rs. 0-8-4 per In-patient, per day. The average cost to the Institution for every In-patient admitted works out to Rs. 38-5-1; while that for every new Out-patient admission works out at Rs. 1-6-9 in all.

18. The following table illustrates the relative cost of In-patients and Out-patients, per patient, per day, during the years 1931-32 and 1930-31, respectively :—

Particulars.	1931-32.			1930-31.		
	Rs.	a.	p.	Rs.	a.	p.
(a) Average cost per In-patient per day	3	1	4	3	3	9
(b) Average cost of diet, per In-patient, per day ..	0	8	4	0	9	8
(c) Average cost per In-patient admission	38	5	1	45	8	2
(d) Average cost per Out-patient attendance	0	7	9	0	8	1
(e) Average cost per Out-patient admission	1	6	9	1	8	3

19. The details of the cost per In-patient, per day, for the years 1931-32 and 1930-31, respectively, will be seen from the following table :—

Year.	Diets.	Drugs, Dressings and Instruments.	Stores and Linen.	Heating and Lighting.	Miscellaneous.	Establishment.	Repairs to buildings and Engineering.	Total.
	Rs. a. p.	Rs. a. p.	Rs. a. p.	Rs. a. p.	Rs. a. p.	Rs. a. p.	Rs. a. p.	
1931-32	0 8 4	0 5 3	0 3 0	0 2 4	0 1 9	1 10 5	0 2 3	3 1 4
1930-31	0 9 8	0 6 6	0 3 2	0 2 3	0 1 10	1 10 0	0 2 4	3 3 9

20. The following table gives the average cost for every new Out-patient admission completely treated during the year under report in comparison with that for the previous year :—

Year.	Diets.	Drugs, Dressings and Instruments.	Stores and Linen.	Heating and Lighting.	Miscellaneous.	Establishment.	Repairs to buildings and Engineering.	Total.
	Rs. a. p.	Rs. a. p.	Rs. a. p.	Rs. a. p.	Rs. a. p.	Rs. a. p.	Rs. a. p.	
1931-32	0 9 4	0 1 0	0 0 8	0 0 9	0 10 3	0 0 9	1 6 9
1930-31	0 9 0	0 1 1	0 0 8	0 0 9	0 11 7	0 1 2	1 8 3

In-patient Accommodation.

21. Though the scheduled number of beds in the Hospital during the year under report was 354, the demand made by the public on the Hospital accommodation has been so persistent that on an average 20 more patients had to be accommodated over and above the scheduled number. The highest number of In-patients on a single day during the year 1931 was 414. The highest number of in-patient admissions on a single day was 61, the average number of daily admissions being 29. The congestion in the wards exists in spite of refusing admission to many patients whom the Medical Staff would like to admit. The demand for more Hospital accommodation grows in spite of the addition of nearly a thousand beds in the City of Bombay during the last seven years.

22. The congestion in the Hospital is a question requiring serious consideration. Many chronic and nervous cases as well as convalescent cases, who do not require treatment at a General Hospital, have to be kept in the Hospital for want of a suitable place where they can be efficiently looked after. The provision of an infirmary or a pre-convalescent Home with a very small overhead expense and cost of maintenance would probably solve this difficulty to a great extent, as it would enable a larger turn-over per year of patients needing immediate and expert medical attention over each existing hospital bed.

23. As stated in the last year's report, the arrangement of admitting unclaimed patients from the Hospital made with the Committee of the Helpless Beggars' Camp has been continued on payment of a contribution of Rs. 10,000 per year by the Municipal Corporation. This has served as an effective check on the relatives of patients who evade removal of the discharged patients and has thus been a real help in the discharge of otherwise unclaimed patients from the wards and to that extent the arrangement has been of assistance in relieving congestion in the Hospital.

24. Arrangements made with the Maratha Hospital and the Turner Sanatorium for the transfer of patients suffering from Pulmonary Tuberculosis were continued during the period under report. As many as 310 patients suffering from advanced pthisis were transferred to the Maratha Hospital often direct, from the Medical Out-patient Department. Lately in order to relieve congestion, arrangements were arrived at to transfer acute cases of Dysentery to the Arthur Road Hospital and 13 cases were, thus, transferred.

25. It may be mentioned that the highest number of Out-patients on any particular day during the year 1931 was 979, the highest number of New Admissions in the Out-door Department on a single day being 349 and the highest number of old cases treated on a single day being 627.

Nursing Staff.

26. The arrangement of sending three nurses from this Hospital to the Arthur Road Hospital, every three months, was continued, during the year under report.

27. Reorganization of nurses' education was undertaken and a teaching unit composed of four Sisters from the Senior Nursing Staff was instituted for practical and bed-side training to supplement the usual teaching by lectures and demonstrations by the College and Hospital Staff. Besides this a new revised system of circle duties for the Nursing Staff was introduced, thus bringing their working hours up to very modern requirements. According to the new arrangement, a Sister has 47 hours of duty a week, a Staff Nurse, 48 hours and a Probationer Nurse, 53 hours.

28. The following are the results of the Probationer Nurses in this Hospital, who appeared for Nursing Examinations held by the Bombay Presidency Nursing Council, during the period under report :—

Examination.	September 1931.		March 1932.	
	Appeared.	Passed.	Appeared.	Passed.
First Examination	19	11	13	10
Final Examination	8	3	10	5

29. The following nurses have been awarded prizes in terms specified for each :—

Names.	Amount.	Name of the Prize.
	Rs. a. p.	
1. Miss Mildred Devinne	17 8 0	" Mrs. Abigail Elijah Moses Prize".
2. Miss Irene Brown	12 0 0	" Mrs. Sawitribai Purandare Prize".
3. Miss Rose Rodrigues	20 0 0	" Mrs. Dhangowri Rangildas Desai Prize".
4. Mrs. Girjabai P. Heble	20 0 0	

30. Thanks are due to the Proprietors of the *Nawa Kal* and *Jam-e-Jamshed* for the supply, free of charge, of one copy each of those Journals to the Nurses' Club. Thanks are also due to the Manager of the " Rialto Cinema" for issuing complimentary passes which enable some of the nurses to avail themselves of a popular recreation after their strenuous duties at the Hospital. The concession has been much appreciated by the Nursing Staff. For a similar concession to the Nursing Staff, I am also thankful to the management of Messrs. Madon, Ltd.

Nurses' Welfare Fund.

31. In August 1931, the Nursing Staff of this Hospital with the co-operation of certain ladies and gentlemen, interested in their welfare, organised a concert at the Royal Opera House. The proceeds of the sale of tickets for the concert accruing, after defraying the expenses, amounted to Rs. 2,000. With this amount in hand, a fund, called the Nurses' Welfare Fund, was inaugurated for the promotion of the welfare of the Nursing Staff of the King Edward Memorial Hospital for rendering monetary and other help to the Nursing Staff whenever required. A definite constitution has been laid down for the conduct of the work of the Fund. Thanks are due amongst others to Dr. Mrs. Gilder and Mrs. Flanders, whose efforts were mainly responsible for the success and organisation of the concert.

School Clinics.

32. At the request of the Schools Committee, clinics were held at this Hospital as an experimental measure for defective children attending Vernacular Schools in F and G Wards from the 13th August 1931 to the 31st March 1932. The cost of the work for the above period amounted to Rs. 6,032. The number of children treated during the period was 2,129. The work was carried on with perfect co-operation between the Medical Inspectors and Teachers of the Schools Committee and the Medical Officers and the Nursing Staff of this Hospital for which they deserve to be complimented. Thanks are also due particularly to Dr. Nadir A. Cooper, D.D.S. (New York), who was good enough to volunteer his services free for the Dental Clinics. The experiment was successful beyond expectation.

The Poor Box Charity Fund.

33. The Poor Box Charity Fund, from which relief is rendered to poor patients by providing them with spectacles, crutches, trusses, artificial limbs, travelling expenses, etc., has received steady support from the public and from the patients who have been benefited by their attendance at the Hospital as can be seen from the Statement of Accounts published in Appendix 14.

34. The Lightfoot Refrigeration Co., Ltd., continued the free supply of Oxygen to the Hospital during the period under report. This continued generous help is much appreciated.

35. The following donations, gifts, etc., were acknowledged with thanks, during the period under report :—

	Rs.	a.	p.
1. The Secretary, Bombay Electric Supply and Tramways Co., Ltd.	600	0	0
2. The Agents, Peninsular & Oriental Steam Navigation Co...	450	0	0
3. Dr. Jivraj N. Mehta, M.D., M.R.C.P. (Lond.)	300	0	0
4. The Secretary, Millowners' Association, Bombay	200	0	0
5. Mr. Manubhai Mangalal Dalal, in memory of his wife Chandrakala	101	0	0
6. Mr. Jayantilal Ramdas, in memory of his Sister-in-law Mrs. Chandrakala M. Dalal	100	0	0
7. Mr. L. S. Dabholkar	100	0	0
8. The Burmah-Shell Oil Storage and Distributing Co. of India..	100	0	0
9. The Manager, Western India Match Co., Ltd.	100	0	0
10. Mr. B. B. Royzada	100	0	0
11. Mr. A. S. Padukone, Manager, on behalf of Mr. Megji Mathradas	100	0	0
12. The Agents, Finlay Mills, Ltd.	100	0	0
13. The Agents, Swan Mills, Ltd.	100	0	0
14. Mr. V. N. Joshi	100	0	0
15. The Agents, Gold Mohur Mills, Ltd.	100	0	0
16. Mr. Narayan M. Yattan			12 Stools, wooden.

The College.

36. During the year under report, 70 fresh admissions were made in June 1931. The number of regular students on the College rolls, of whom 22 were Lady Students at the close of the year, was as shown below :—

I. M.B., B.S. First Year	69
I. „ „ Second „	47
II. „ „ Third „	50
III. „ „ Fourth „	51
III. „ „ Fifth „	73
	<hr style="width: 50px; margin-left: auto; margin-right: 0;"/> 290
Post-graduates	15
Grand Total	<hr style="width: 50px; margin-left: auto; margin-right: 0;"/> 305

Examinations.

37. Students were sent up for the different examinations of the University of Bombay; their results are tabulated below :—

Examinations.	Candidates sent up.	Passed the whole examination.	Passed part of the examination.
I. M.B., B.S. (April 1931)	36	18	..
I. „ (December 1931)	71	32	..
II. „ (April 1931)	28	14	..
II. „ (January 1932).. .. .	48	31	..
Final M.B., B.S. Part II. (April 1931)	23	8	..
III. M.B., B.S. (April 1931)	21	..	12
III. M.B., B.S. (December 1931)	57	25	7
B.Sc., Physiology—Principal	1	1	..
M.D.—Medicine	3	3	..
		(2 with distinction)	
M.D.—Midwifery	4	2	..

Annual Cost and Revenue.

38. The total expenditure of the College and the Hostel, excluding the amount spent out of loan funds comes to Rs. 2,28,848. The revenue of the College in the form of tuition fees, hostel rent and miscellaneous receipts amounted to Rs. 79,497, the corresponding figures of expenditure and income for the previous year being Rs. 2,29,501 and Rs. 79,116, respectively. Fees from post-graduate students which are not included in the above figure amount to Rs. 2,400.

Museum.

39. As stated in the last year's report, the Corporation has sanctioned the construction of a separate Museum building out of the donation of Rs. 1,10,000 in Government Promissory Notes given by the Trustees of Seth Jamnadas Lallubhai Charities and to supplement the remaining cost out of Municipal Loan Funds to meet the excess over the amount of the donation. The foundation work of this building has already started and it is hoped the building will be ready during the course of the year.

Library.

40. During the year under report, 92 new books were purchased and 62 volumes were added to the Library in the form of bound volumes of periodicals, as against 261 books and 70 volumes in the previous year. 102 Medical books were presented to the Library during 1931-32. Of these, 96 were from Dr. Jivraj N. Mehta, M.D. (Lond.), M.R.C.P. (Lond.).

41. The College Library is gradually becoming more popular with the students of the College who make frequent use of the reference and other books as is shown by the fact that during the course of the year 4,566 books were issued to the students as against 3,259 in the preceding year.

Hostel and Gymkhana.

42. As mentioned in the previous year's report, the additional storey over the Hostel building has been completed and an additional accommodation of 42 rooms has been made available for the students thus meeting the pressing demand from the students to an appreciable extent. The need for added accommodation has not, so far, been adequately met and the

applications from students coming from the mofussil for admission to the Hostel could not be granted in all the cases. Arrangements were, therefore, made to reserve for the students a building called the "Gopaldas Building" near the College on the Paral Main Road through the Manager of the Central Bank of India. Although all the available rooms on the three upper floors of the building were occupied by the students, still most of the new entrants to the College and many post-graduate students were left out. Efforts are being made to arrive at a satisfactory arrangement in another building in the locality. It is hoped, it would be possible in the near future to house most of the students in the vicinity of these institutions as it is realised how necessary it is for medical students to be near the patients under their observation.

43. The College Gymkhana entered all Inter-collegiate tournaments during the year under report and were successful in securing the foot-ball shield.

Hostel for Lady Students.

44. The question of providing residential accommodation to women students of this College engaged attention during the year under review ; but due to financial stringency, proposals for a new building could not be thought of. In deference, however, to the general feeling of the Corporation and the representations from institutions like the Bombay Presidency Women's Council and the public in the matter, proposals for the conversion of an existing block of buildings in the K. E. M. Hospital, are under consideration and it is hoped that some workable scheme will be soon ready and will provide for the pressing need for a Lady students' Hostel. The University of Bombay have also under consideration the question of building a central hostel or of calling upon the Colleges to provide adequate hostel accommodation for their women students.

Research.

45. During the year under report, the following inquiries were conducted under the auspices of the Indian Research Fund Association :—

1. Determination of Hæmoglobin in Health and in Anæmias in Bombay, under the direction of Dr. V. R. Khanolkar, B.Sc. (Lond.), M.D. (Lond.).
2. Nutritive Value of Indian Vegetable Foodstuffs, under the direction of the Professor of Physiology and partly under the Professor of Pharmacology during the former's absence on leave.
3. Fœtal and Maternal Dystocia in India, under the direction of Dr. H. D'Sa, M.D. (Bom.), Honorary Lecturer in Obstetrics and Gynæcology at this College.
4. A study of Protozoal Parasites in Vitro, under the direction of the Professor of Pathology and Bacteriology.
5. Anthropometric Measurements in Bombay, under the direction of Dr. G. M. Kurulkar, M.B., B.S., Associate Professor of Anatomy.

46. The researches referred to in the previous year's report in the Pharmacology department of this College are still in progress. A paper on the work done on "Embelin," the chief constituent of the Indian drug Embelia (Vavdinga), with reference to its use as an anthelmintic has now been published from the department in the "Archives Internationales de Pharmacodynamie et de Therapie," Volume XLII, 1932.

47. Of the above inquiries, only two, viz., Nos. 1 and 5 are continued during the year 1932-33 by the Indian Research Fund Association.

I have the honour to be,
Sir,
Your most obedient servant,

V. R. KHANOLKAR,
B.Sc. (Lond.), M.D. (Lond.),
Acting Dean.

INDEX OF APPENDICES.

- | | | |
|--------------|-----|--|
| APPENDIX No. | 1. | Summary of In-patients and their classification as per departments. |
| " | 2. | Summary of Out-patients and their classification as per departments. |
| " | 3. | Chart illustrating In and Out-patient admission by months. |
| " | 4. | Summary of patients according to sex, age and caste, with a chart illustrating this summary. |
| " | 5. | Summary of patients according to the nature of diseases. |
| " | 6. | Classification of operations in the Surgical Department. |
| " | 7. | Classification of operations in the Gynæcological Department. |
| " | 8. | Classification of operations in the Ophthalmic Department. |
| " | 9. | Classification of operation in the Ear, Nose and Throat Department. |
| " | 10. | X-Ray and Electro-Therapy Report. |
| " | 11. | Skin & Venereal Department Report. |
| " | 12. | Clinical Laboratory Report. |
| " | 13. | Electro-Cardiograph Department Report. |
| " | 14. | Poor Box Charity Fund—Statement of Accounts. |

APPENDIX No. 1.

Summary of In-patients classified as per Departments for the year 1931.

During the period under review, 10,540 patients were admitted into the Hospital of whom 6,786 were men, 2,620 were women and 1,134 were children (678 male and 456 female). The distribution of In-patients in the various departments is summarised as under :—

Name of Department.	Men.	Women.	Children.		Total.
			Male.	Female.	
Medical	3,041	993	212	139	4,385
Surgical	2,686	550	195	107	3,538
Ophthalmic	416	247	20	12	695
Gynæcology	479	4	2	485
Dental	1	1
Skin & Venereal	211	63	11	13	298
Aural	431	288	236	183	1,138
Total	6,786	2,620	678	456	10,540

APPENDIX No. 2.

Summary of Out-patients classified as per Departments for the year 1931.

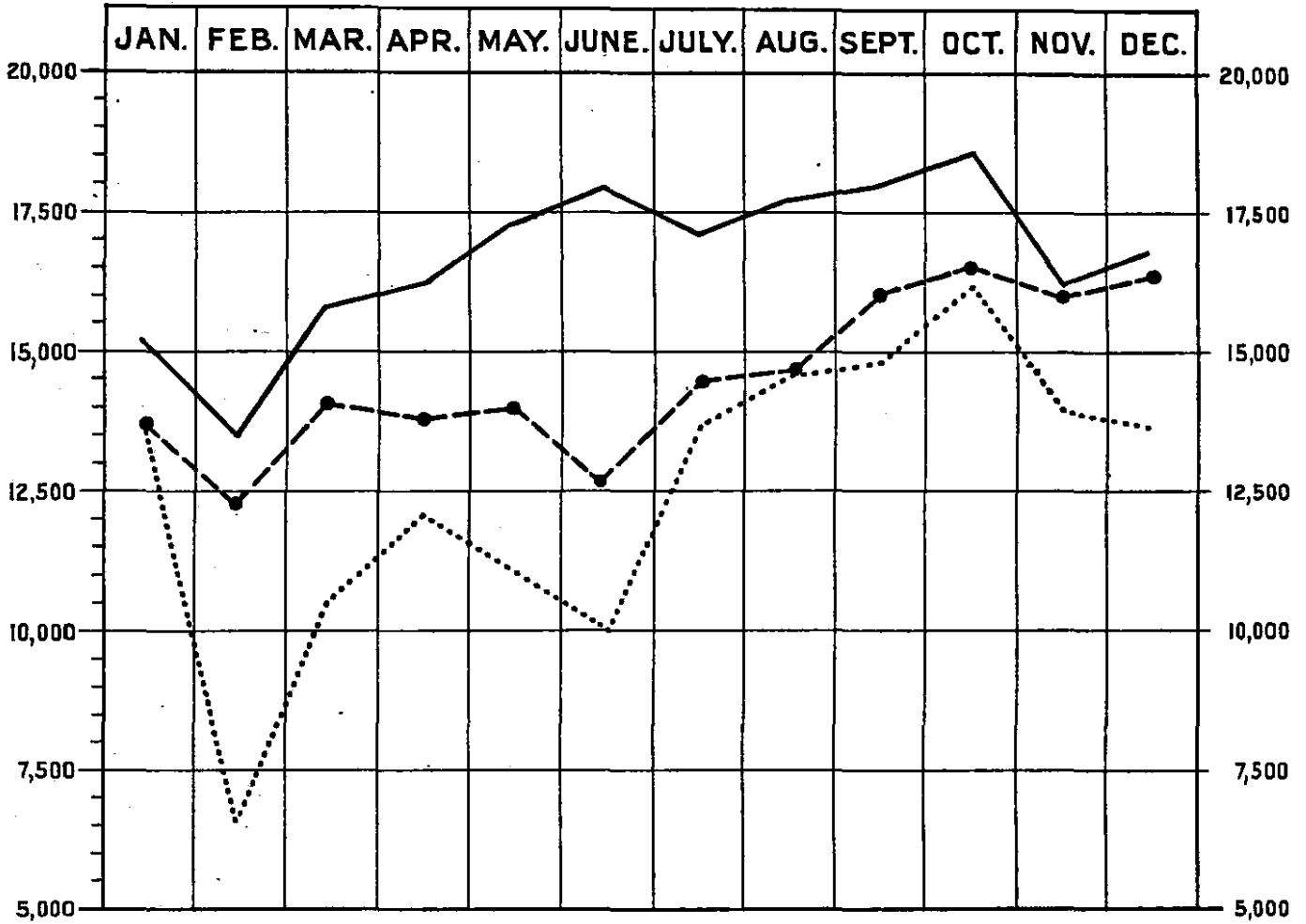
There were 68,515 new admissions, and the total attendance in the Out-Patient and casualty department was 2,00,879 as tabulated below. It may be mentioned that quite a large number of patients were referred for consultation and treatment from one department to another. Cases so referred or transferred are generally not shown as separate admissions. For the sake of comparison, it may also be mentioned that with a view to maintaining continuity of treatment, the same out-door case paper is issued, wherever possible, to a patient even after a few months' absence or after his discharge as an in-patient, with the result that the subjoined table shows comparatively less work than what is actually carried out in each department.

N.B.—Even though an out-patient may get three or four days' medicine at each attendance, his attendance has been counted as one attendance only, it being generally found that the medicines, &c., prescribed at each out-door attendance represent about three "Medicine days" on an average.

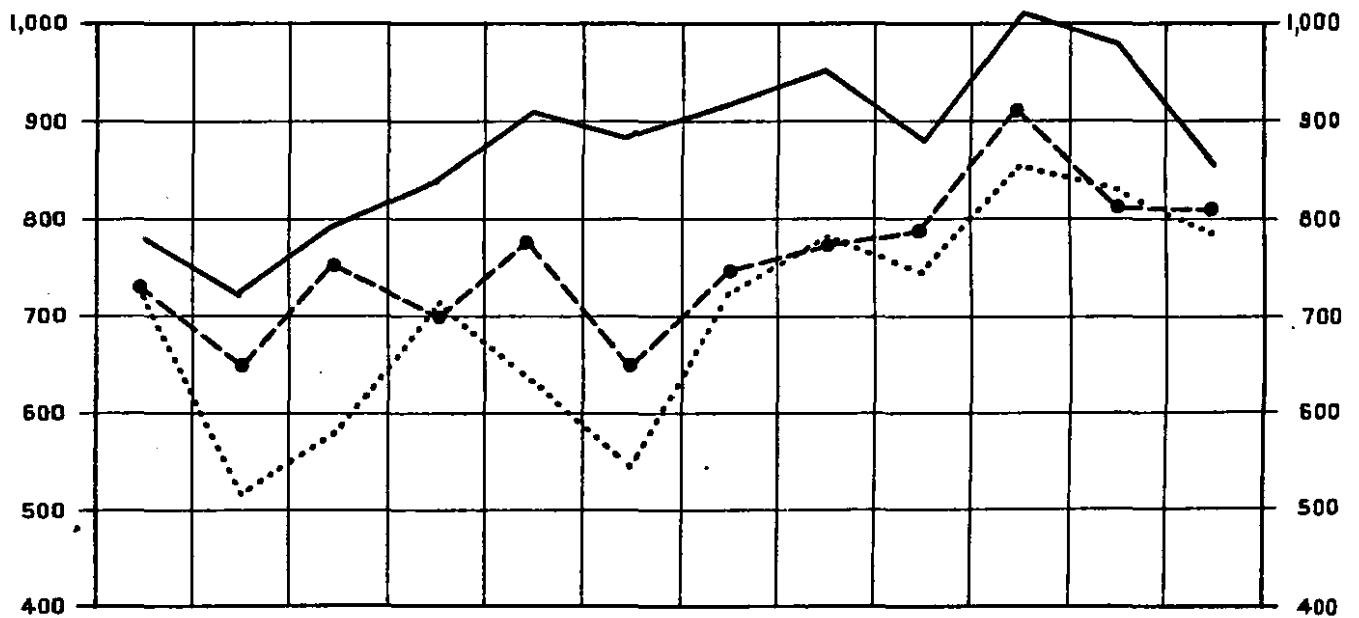
Name of Department.	New admissions.	Old cases.	Total attendance.
Medical	27,110	37,214	64,324
Surgical	19,191	40,458	59,649
Ophthalmic	6,072	9,867	15,939
Gynæcological	1,974	6,544	8,518
Dental	3,348	2,968	6,316
Skin and Venereal	6,396	24,989	31,385
Aural	4,424	10,324	14,748
Total	68,515	1,32,364	2,00,879

CHART ILLUSTRATING OUT-PATIENT ATTENDANCE
AND IN-PATIENT ADMISSIONS BY MONTHS FOR THE YEARS
1929, 1930 & 1931.

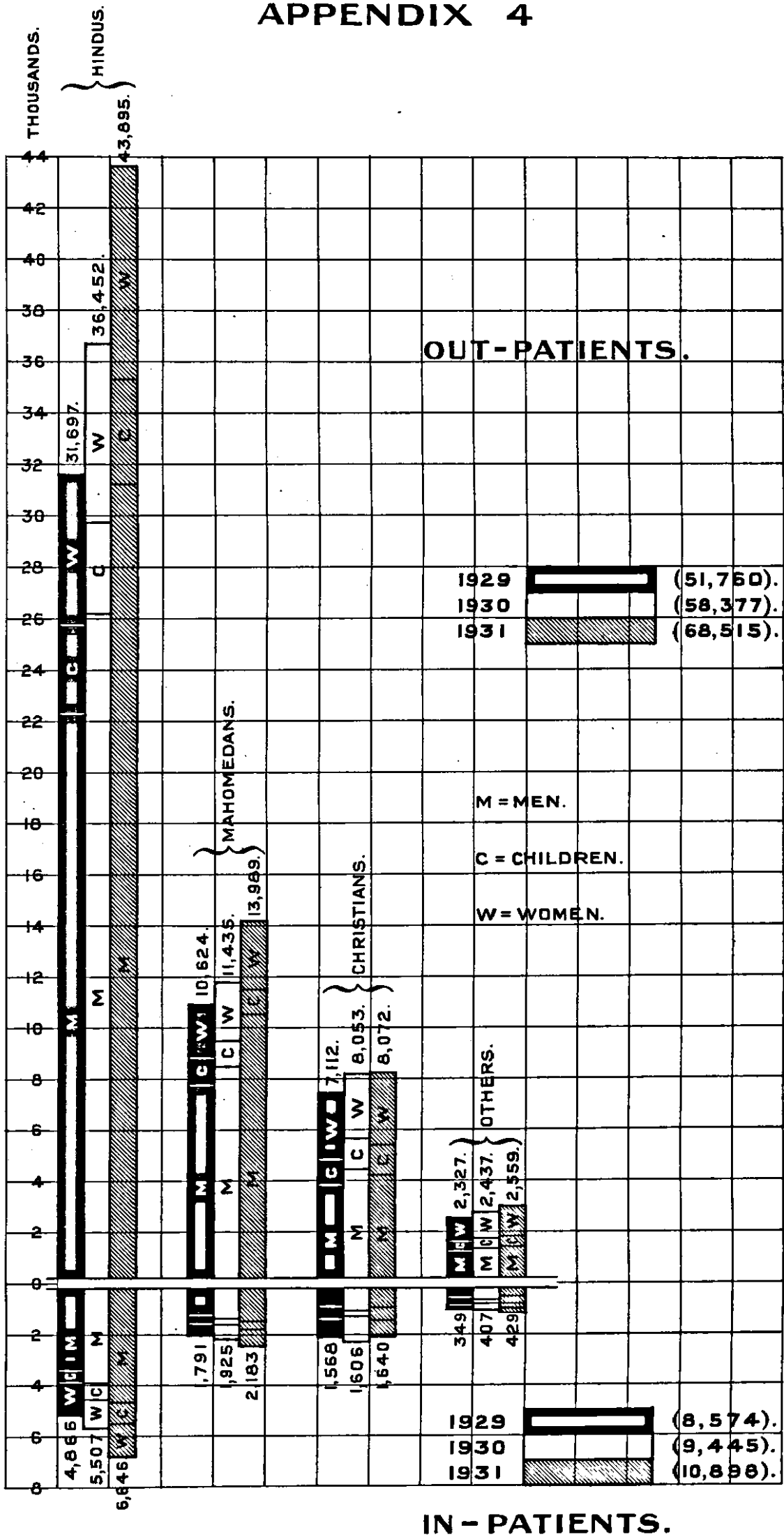
OUT-PATIENT ATTENDANCE.



IN-PATIENT ADMISSIONS.



1929
1930 - - - - -
1931 _____



FIGURES IN BRACKETS REPRESENT TOTAL NUMBER OF PATIENTS TREATED IN THE YEARS 1929, 1930 AND 1931 RESPECTIVELY.

APPENDIX No. 4.

Summary of patients treated at the King Edward VII Memorial Hospital according to Sex, Age and Caste, for the year 1931.

	Hindus.				Musalmans.				Christians.				Others.				Total.				Total of Patients.	
	Men.	Women.	Children.		Men.	Women.	Children.		Men.	Women.	Children.		Men.	Women.	Children.		Men.	Women.	Children.			
			Male.	Female.			Male.	Female.			Male.	Female.			Male.	Female.						
Remained .. In-patients ..	138	81	14	12	52	17	1	3	27	21	6	5	1	..	223	104	16	15	358	
Admitted ..	In-patients ..	4,368	1,417	386	250	1,524	431	97	58	712	637	139	104	182	135	56	44	6,786	2,620	678	456	10,540
	Out-patients ..	31,805	8,104	2,365	1,621	10,164	2,622	683	520	4,096	2,961	563	452	1,152	999	215	193	47,217	14,686	3,826	2,786	68,515
Total treated ..	In-patients ..	4,506	1,478	400	262	1,576	448	98	61	739	658	139	104	188	140	57	44	7,009	2,724	694	471	10,898
	Out-patients ..	31,805	8,104	2,365	1,621	10,164	2,622	683	520	4,096	2,961	563	452	1,152	999	215	193	47,217	14,686	3,826	2,786	68,515
Discharged cured .. In-patients ..	1,640	556	161	114	548	144	33	26	283	313	59	70	71	56	31	27	2,542	1,064	284	237	4,127	
Relieved ... In-patients ..	1,877	587	143	91	688	182	39	26	330	263	64	27	95	59	24	12	2,987	1,091	270	156	4,504	
Discharged other- wise or absconded } In-patients ..	379	127	43	32	158	64	12	5	47	38	8	..	9	13	1	3	593	242	67	39	941	
Died .. In-patients ..	468	152	36	22	139	39	9	4	55	40	6	5	9	10	..	2	671	241	51	32	995 plus 2*	
Remaining .. In-patients ..	142	56	14	4	43	19	5	1	24	9	2	2	7	2	1	..	216	86	22	7	331	

* 1 still-born child and 1 miscarriage.

APPENDIX No. 5.

Summary of patients treated according to nature of diseases for the year 1931.

Names of Diseases.	In-patients.								Out-patients admitted.
	Re- mained.	Admit- ted.	Total.	Cured.	Re- lieved.	Other- wise.	Died.	Remain- ing.	
<i>Diseases caused by Infection.</i>									
Dysentery	2	175	177	76	58	12	24	7	1,044
Enteric Fever	3	62	65	28	9	7	19	2	66
Gonococcal infection	2	55	57	8	40	8	..	1	950
Syphilis (Primary and Secondary)	4	148	152	21	110	14	1	6	1,746
Kala Azar	7
Leprosy	6	6	1	4	1	148
Malaria	10	693	703	364	291	29	15	4	6,050
Plague	1	1	1	..	5
Influenza	86	86	77	5	3	..	1	240
Relapsing Fever	6
Pneumococcal infection of the lungs.	6	355	361	174	35	13	130	9	302
Pyrexia of uncertain origin	9	9	3	3	..	3	..	589
Rheumatic Fever	2	36	38	13	23	2	280
Small-pox	4	4	4	3
Tuberculosis of the lungs	} 23	535	558	57	268	138	78	17	1,798
Other Tubercular diseases									
<i>Animal Parasites.</i>									
Ankylostoma	3
Round Worms	1	1	..	1	60
Other Worms	4	92	96	33	57	2	1	3	2,275
All other Infective diseases	10	178	188	55	22	15	92	4	302
<i>Other General Diseases.</i>									
Anaemia	7	286	293	33	157	32	56	15	613
Diabetes	56	56	8	34	7	6	1	47
Scurvy	4	4	1	1	2	19
Beri-Beri	1
Rickets	2	13	15	3	8	2	2	..	107
Other diseases due to disorders of nutrition and metabolism.
Disease of the ductless or endocrine glands.	1	13	14	9	3	2	37
<i>New Growth.</i>									
Non-malignant	1	125	126	36	50	19	19	2	202
Malignant	3	157	160	32	57	36	25	10	234
All other General diseases	5	62	67	25	30	5	4	3	217

APPENDIX No. 5—contd.

Summary of patients treated according to nature of diseases for the year 1931—contd.

Names of Diseases.	In-patients.								Out-patients admitted.
	Re-mained.	Admitted.	Total.	Cured.	Relieved.	Otherwise.	Died.	Remaining.	
<i>Systematic Diseases.</i>									
<i>Diseases of the Nervous System.</i>									
Diseases of the nerves, spinal cord, brain and meninges.	4	81	85	8	37	12	26	2	154
Diseases of which the pathological basis is not accurately known.	16	231	247	37	158	35	14	3	1,219
Mental diseases	7	7	..	3	3	1	..	28
Diseases of the eye	22	658	680	484	138	40	..	19	3,811
Diseases of the ear	6	79	85	24	56	3	..	2	1,027
Diseases of the nose	1	287	288	122	152	7	1	6	643
Diseases of the Circulatory system	7	345	352	26	177	32	94	23	335
All diseases of the Respiratory System except Pneumonia and Tuberculosis of the Lungs.	18	457	475	159	167	37	100	12	3,180
Diseases of the stomach	1	91	92	28	58	5	1	..	1,364
Diseases of the Intestines	22	609	721	371	214	61	51	24	2,164
Abscess of the Liver	3	92	95	22	43	11	12	7	122
All other diseases of the Liver ..	2	34	36	8	17	4	6	1	81
All other diseases of the Digestive System.	17	990	1,007	540	380	43	24	20	5,267
Acute or suppurative inflammation of the Lymphatic Glands.	..	26	26	8	13	2	1	2	368
Acute and chronic nephritis	4	67	71	9	29	9	18	6	67
All other diseases of the urinary Organs.	6	151	157	81	63	20	9	4	290
Other diseases of the Generative System.	38	761	799	455	247	49	17	31	2,331
Diseases of the organs of Locomotion.	14	174	188	45	114	20	3	6	1,097
Diseases of the Areolar tissue	16	530	546	173	310	29	33	1	2,083
Inflammation, ulcerative, other diseases of the skin.	1	87	88	26	45	4	7	6	1,526
All other local diseases	36	425	461	109	215	92	15	30	11,692
<i>General and Local.</i>									
Injuries (General and Local)	38	909	1,007	252	580	68	69	38	9,384
<i>Poisoning.</i>									
By opium	8	8	5	3	..	5
By other means	1	138	139	98	21	4	14	2	794
<i>Labour.</i>									
Pregnancy	1	1	..	1	122
Total	358	10,540	10,898	4,127	4,504	941	995	331	68,515

APPENDIX No. 6—contd.

Classification of Operations performed in the Surgical Department during the year 1931—contd.

Nature of operation.	IN-PATIENTS.										
	Remained as per last Report.	OPERATIONS.			Number of patients operated on.	RESULTS.				Remaining under treatment.	Out-patients operated on.
		Principal.	Secondary.	Total.		Cured.	Relieved.	Discharged otherwise.	Died.		
VEINS—											
Ligature	1	1
Resection	2	..	2	2	2
Trendelenburg's operation for Varicocity	2	1	3	2	1	1	..
Blood Transfusion	1	..	1	1	..	1	1
LYMPHATIC SYSTEM AND LYMPHATIC GLANDS—											
Excision of Lymphatic Glands for Tuberculosis	36	2	38	36	15	18	1	1	1	3
Incision and Scraping for Tuberculous Glands	2	16	5	21	16	4	11	1	1	1	10
Incision and Drainage for Suppurative Glands	3	..	3	3	2	1	115
Kondoleon operation for Elephantiasis.	..	1	..	1	1	..	1
Excision of Cicatrix	3	1	4	3	..	1	2	3
Plastic Operation for deformity or malformation	1	7	4	11	7	2	5	1	2
Skin Grafting—											
Thiersch's Method	8	5	13	8	5	2	1	..
Reverdin's Method	1	3	4	1	..	1
Pedicle Graft	7	7
Scraping Ulcer for Sinus	14	3	17	14	7	5	..	2	..	64
Excision of ingrowing toe nail	1	..	1	1	..	1	8
Suture of wounds	27	8	35	27	13	14	11
Removal of Foreign body	3	..	3	3	1	2	21
Excision of corns and warts	1	..	1	1	..	1	12
Onychia Incision	3
Scraping Ulcers or Sinus of tuberculous origin	2	14	1	15	14	3	10	1	1	1	8
INCISION FOR—											
Cellulitis	1	43	15	58	43	12	24	..	8	..	9
Boils	47
Hæmatoma	1	..	1	1	..	1
Carbuncle	17	3	20	17	2	14	..	1	..	1
Guinea Worm cellulitis	2	..	2	2	..	2	9
Gangrene and Gangrenous ulcer	2	..	2	2	..	2

APPENDIX No, 6—contd.

Classification of operations performed in the Surgical Department during the year 1931—contd.

Nature of operation.	IN-PATIENTS.									Out-patients operated on.	
	Remained as per last Report.	OPERATIONS.			Number of patients operated on.	RESULTS.					Remaining under treatment.
		Principal.	Secondary.	Total.		Cured.	Relieved.	Discharged otherwise.	Died.		
INCISION FOR—											
Whitlow	2	1	3	2	1	1	89
Tongue Tie	1
MUSCLES, TENDONS BURSÆ AND FASCIA—											
Tenotomy	2	4	6	2	2
Suture of divided Muscle or Tendon	3	..	3	3	1	1	..	1
Incision of Bursa	3	..	3	3	..	3	4
Division of Cicatricial Adhesion	1	..	1	1	..	1
AMPUTATIONS—											
For injury to—											
Shoulder	1	..	1	1	1	..
Arm middle	1	..	1	1	1	..
Fore-arm upper third	1	..	1	1	..	1
Fore-arm lower third	1	1
Wrist	1	1	1
Meta-Carpus	1	..	1	1	..	1
Finger	7	..	7	7	3	4	1
Phalanges	3	..	3	3	1	2	4
Thigh upper middle	1	1
Knee	1	..	1	1	1
Leg upper third	2	2	4	2	2
Leg lower third	2	..	2	2	2
Foot	1	..	1	1	1
Toes	3	..	3	3	1	2
For Diseases—											
Arm upper third	1	1	1
Arm lower third
Fore-arm upper third	1	..	1	1	1
Fore-arm lower third	1	..	1	1	1	..
Finger	1	1
Thigh upper third	2	2	4	2	2
Thigh lower third	1	1	2	1	..	1

APPENDIX No. 6—contd.

Classification of operations performed in the Surgical Department during the year 1931—contd.

Nature of operation.	IN PATIENTS.									Out-patients operated on.	
	Remained as per last Report.	OPERATIONS.			Number of patients operated on.	RESULTS.					Remained under treatment.
		Principal.	Secondary.	Total.		Cured.	Relieved.	Discharged otherwise.	Died.		
For Diseases—											
Leg upper third	2	..	2	2	2
Leg middle third	1	..	1	1	1
Ankle	1	..	1	1	1
Toes	1	2	1	3	2	..	2	..	1
Trephining	2	..	2	2	2
Elevation of depressed bone	3	..	3	3	3
Removal of Intra Cranial Tumour —Extra Dural	1	..	1	1	..	1
SPINE—											
Laminectomy	1	2	..	2	2	..	1	..	1	1	..
Removal of Sacrum	1	1
BONES—											
Osteotomy—Subtrochanteric	3	2	5	3	..	2	..	1
Osteotomy for Genu Valgum	3	1	4	3	1	1	1	..
Osteotomy for Genu Varum	1	1
Sequestrotomy	2	15	2	17	15	6	11	1
Evacuation of abscess	1	1
Incision for Osteomyelitis	2	3	..	3	3	2	3
Scraping T. B. Sinus	3	6	1	7	6	2	7	1
SETTING OF FRACTURES—											
By closed method	1	5	..	5	5	3	3	3
By open method	1	6	..	6	6	4	1	2	1
By wiring	12	..	12	12	8	4
By plating	13	3	16	13	3	4	..	1	5	..
By extra capsular suture	2	..	2	2	2
By simple approximation	1	..	1	1	1
Bone grafting	1	2	..	2	2	..	2	1	..
Setting by putting plaster of Paris	1	20	3	23	20	8	10	1	1	1	1
REMOVAL OF—											
Plates and wires	2	12	14	2	..	2
Plastering for Torticollis and Genu Valgum	2	2	4	2	..	2	2

APPENDIX No. 6—contd.

Classification of operations performed in the Surgical Department during the year 1931—contd.

Nature of operation.	IN-PATIENTS.										Out-patients operated on.
	Remained as per last Report.	OPERATIONS.			Number of patients operated on.	RESULTS.				Remaining under treatment.	
		Principal.	Secondary.	Total.		Cured.	Relieved.	Discharged otherwise.	Died.		
JOINTS—											
Reduction of dislocation	1	4	1	5	4	2	3
Reduction of dislocation of lower jaw.
Elbow	1	..	1	1	1
Aspiration of joint	5	1	6	5	2	2	1	3
Incision of joint	7	3	10	7	2	3	..	2	..	1
Excision of joint	3	6	3	9	6	2	5	1	1
PASSIVE MOVEMENT—											
Breaking down adhesions	7	4	11	7	2	2	2	1	..	12
SALIVARY GLAND—											
Removal of Parotid Tumour	1	..	1	1	..	1	1
Removal of Salivary Calculus	1	..	1	1	1	1
Incision and Drainage Parotid abscess.	..	2	1	3	2	1	1	1
Excision of submaxillary Glands	1	1	1
Partial Excision of Thyroid	7	..	7	7	4	1	1	1
Thyroidectomy	1	1
BREAST—											
Acute abscess—Incision and Drainage.	..	7	..	7	7	1	6	4
Excision of Benign Tumour	1	..	1	1	1	1
Radical cure—for Carcinoma	8	1	9	8	4	1	..	-1	2	..
Amputation of Breast T. B.	1	..	1	1	..	1
Amputation of Gynæcomastia	2	..	2	2	..	2	2
Excision of fistula	1	..	1	1	1
THORACIC CAVITY—											
Aspiration of Empyema	1	2	3	5	2	1	2
Incision and Drainage for Empyema..	..	2	..	2	2	1	1	1
Thoracotomy	1	..	1	1	1
Excision of ribs	1	6	1	7	6	1	5	1	..
ABDOMEN—											
Incision of abscess abdominal wall	6	1	7	6	2	4	4
Incision of Hæmatoma	2	..	2	2	1	1	3
LAPAROTOMY—											
For Malignant diseases	12	..	12	12	4	2	..	5	1	..
„ T. B. Intestines
„ replacement of protruded intestines	..	1	..	1	1	1

APPENDIX No. 6—contd.

Classification of operations performed in the Surgical Department during the year 1931—contd.

Nature of operation.	IN-PATIENTS.										Out-patients operated on.
	Remained as per last Report.	OPERATIONS.			Number of patients operated on.	RESULTS.				Remainng under treatment.	
		Principal.	Secondary.	Total.		Cured.	Relieved.	Discharged otherwise.	Died.		
LAPAROTOMY—											
For perforative peritonitis	4	..	4	4	4
„ removal of adhesive bands	1	..	1	1	1
„ stab wound	4	..	4	4	1	1	..	2
LAPAROTOMY—											
Drainage of abdominal cavity	15	1	16	15	6	..	1	7	1	..
STOMACH AND INTESTINES—											
Gastrotomy	1	..	1	1	1	..
Gastrostomy	1	5	..	5	5	1	5
Gastroectomy partial for ulcer	1	..	1	1	1
Gastro-enterostomy	1	..	1	1	1
Gastro-enterostomy for Gastric ulcer.	..	1	..	1	1	1
Gastropexy	1	..	1	1	1
Jejunostomy	1	1	1	2	1	..	1	..	1
Colostomy	4	1	5	4	2	1	..	1
Cœcostomy	1	1	2	1	1
Resection of Intestines-small	1	..	1	1	1
Gastrojejunostomy	23	..	23	23	10	5	..	7	1	..
Enterostomy	1	..	1	1	1
Intestinal Anastomosis end to end	2	..	2	2	1	1	..
Appendectomy for acute appendicitis.	4	47	1	48	47	45	5	1	..
Appendectomy for sub-acute appendicitis	6	..	6	6	6
Appendicular abscess-Incision and Drainage	2	5	2	7	5	3	2	..	2
EXTERNAL HERNIA—											
Bubo Groin-Incision and Drainage	1	..	1	1	..	1
For Strangulated-Inguinal	2	22	..	22	22	19	2	..	2	1	..
„ atrangulated Umbilical	1	..	1	1	1
Radical cure—Inguinal	8	147	..	147	147	141	10	..	1	8	..
„ Ventral	2	..	2	2	..	1	1	..
„ Femoral	1	..	1	1	1	..
Sigmoidoscopy	4	..	4	4	..	2	2	1
Proctoscopy	1	..	1	1	..	1
Repair of Posterior or Abdominal Wall for Lumbs Hernia	1	..	1	1	1

APPENDIX 6—contd.

Classification of Operations performed in the Surgical Department during the year 1931—contd.

Nature of operation.	IN-PATIENTS.										Out-patients operated on.
	Remained as per last Report.	OPERATIONS.			Number of patients operated on.	RESULTS.				Remaining under treatment.	
		Principal.	Secondary.	Total.		Cured.	Relieved.	Discharged otherwise.	Died.		
BLADDER—											
Suture of rupture urethra	1	2	3	1	1
Dilatation of structure—gradual	9	6	15	9	3	5	1	8
Urethrotomy—Internal	1	1	2	1	..	1	1
Urethrotomy—External	5	5	10	5	3	1	..	1
Operation for urethral fistula	2	2	4	2	1	1	..
Operation for Perineal Section
Removal of foreign body from urethra.	1	..	1	1	1
Extravasation of Urine	5	2	7	5	1	2	..	2
Removal of calculus from urethra	1	..	1	1	1
Urethroscopy	1	..	1	1	1	2
Meatotomy	1	1	3
Incision and Drainage for Peri urethral abscess	19	..	19	19	6	11	..	1	1	2
MALE GENERATIVE ORGANS—											
Circumcision	8	1	9	8	4	4	97
Paraphimosis—Dorsal incision	1	..	1	1	1	18
Amputation of Penis—partial	2	..	2	2	1	1
Amputation of Penis—complete	1	..	1	1	1
Orchidopexy	1	..	1	1	1
Orchidectomy—Tuberculosis	1	1	1	2	1	1	1
Orchidectomy—New growth	1	1	2	1	1
Aspiration tunica vaginalis	5	1	6	5	3	2	60
Traumatic Hernia Testis	1	..	1	1	1	..
Hydrocele—Eversion of the sac	12	153	6	159	153	145	15	5	..
Hydrocele—Partial Excision of the sac	1	..	1	1	..	1
Hæmatocœle—incision—with eversion or excision of sac	5	8	13	6	5
Pyocœle—Incision and Drainage	1	29	5	34	29	13	14	..	2	1	4
For Elephantiasis scrotum	14	..	14	14	11	3	2
Evacuation of Spermatoçœle	2	..	2	2	2
Hydrocœle of Spermatic cord	2	..	2	2	1	1	..
Extraction of teeth	1,098
Total ..	83	1,504	228	1,732	1,504	866	530	24	108	59	2,328

APPENDIX 7.

Classification of Operations performed in the Gynecological Department during the year 1931 :—

Nature of operation,	IN-PATIENTS.										Out-patients operated on.	
	Remained as per last Report.	OPERATIONS.			Number of patients operated on.	RESULTS.				Remaining under treatment.		
		Principal.	Secondary.	Total.		Cured.	Relieved.	Discharged otherwise.	Died.			
OPERATIONS OF THE FEMALE GENERATIVE ORGANS.—												
Ovariostomy	1	..	1	1	1
Removal of Adhesive Omental Band between bladder and uterus	2	2	4	2	2
Salpingo-oophorectomy	1	15	1	16	15	11	2	..	1	2
Operation involving abdominal section or puncture	11	..	11	11	3	5	1	2
Ovariotomy-Single	10	..	10	10	10
.. .. Double	2	..	2	2	1	1
Removal of Ovarian Cyst.	7	..	7	7	5	1	1
Oophorectomy-Single	1	..	1	1	1
Removal of Fallopian Cyst.	1	1
Incision and Drainage of Pyosalpinx	2	..	2	2	2
Removal of New Growth from Vagina.	1	..	1	1	1
Shortening of the round Ligaments for Retroversion	1	..	1	1	1
Removal of Fibroids from uterus	1	..	1	1	1
Ventral Fixation of Uterus	2	..	2	2	..	1	..	1
.. .. Suspension	2	61	1	62	61	56	6	1
Removal of Cervix of Uterus	2	..	2	2	2
.. .. Polypus	4	..	4	4	2	1	..	1
Curetting of Uterus	18	..	18	18	10	5	2	..	1
Salpingectomy	1	6	..	6	6	5	1	..	1
Dilatation and Curettage	4	103	1	104	103	79	25	1	..	2
Supravaginal Hysterectomy	3	..	3	3	2	1
Pan-hysterectomy	6	..	6	6	4	1	1
Colporrhaphy narrowing of Vagina	11	1	12	11	11
Repair of Fistula into Uterus or Vagina	1	..	1	1	1
Repair for Vesico Vaginal Fistula	4	..	4	4	2	2
Perineorrhaphy	7	4	11	7	7
Hymenotomy	1	..	1	1	1
Subtotal Hysterectomy	14	1	15	14	10	1	..	1	2

APPENDIX 7—contd.

Classification of Operations performed in the Gynecological Department during the year 1931—contd.

Nature of operation.	IN-PATIENTS.										Out-patients operated on.
	Remained as per last Report.	OPERATIONS.			Number of patients operated on.	RESULTS.				Remaining under treatment.	
		Principal.	Secondary.	Total.		Cured.	Relieved.	Discharged otherwise.	Died.		
DESTRUCTION BY.—											
Diathermy	1	1	2	3	1	1	..	1
X-Rays	1	..	1	1	1
Cautery	1	7	..	7	7	4	3	1	..
EXCISION OF LYMPHATIC GLANDS FOR.—											
Tuberculosis	1	..	1	1	1
Syphilis	1	..	1	1	..	1
Excision of cicatrix	1	..	1	1	1
Suture of wounds	1	..	1	1	..	1
Excision of corns warts	1	..	1	1	..	1
Total	11	312	13	325	312	241	55	6	9	12	..

APPENDIX No. 8—contd.

Classification of Operations performed in the Ophthalmic Department during the year 1931—contd.

Nature of operation.	IN-PATIENTS.										Out-patients operated on.
	Remained as per Last Report.	OPERATIONS.			Number of patients operated on.	RESULTS.				Remaining under treatment.	
		Principal.	Secondary.	Total.		Cured.	Relieved.	Discharged otherwise.	Died.		
CORNEA.—											
Galvano Cauterisation	2	2	4	2	..	2
Foreign Bodies	16
Electro Cauterisation (Ulcers)	2	..	2	2	2	1	11
EYELIDS.—											
Entropion	1	1	12
Ectropion	1	..	1	1	..	1
Chalazion	31
Plastic	1	..	1	1	1
Secondary Sutures for Ectropion	1	1	2	1	1
Tarsotomy	2	..	2	2	1	1	5
Excision of sac	3	28	6	34	28	26	4	..	1
Plastic operation of socket	1	..	1	1	1
Enucleation of Eye	16	1	17	16	9	6	1	..
Multiple incisions for orbital cellulitis	1	..	1	1	1
Gonin's operation for detached retina	1	..	1	1
INJECTION.—											
Paracentesis	2
Saemisch's section	3
Abscess	3
Hordeolum	3
Incision for acute Dacrycystitis	4
Total ..	19	473	142	615	473	407	65	6	3	11	164

APPENDIX 9.

Classification of Operations performed in the Ear, Nose and Throat Department during the year 1931.

Nature of operation.	IN-PATIENTS.										Out-patients operated on.
	Remained as per Last Report.	NUMBER OF OPERATIONS.			Number of patients operated on.	RESULT.				Remained under treatment.	
		Principal.	Secondary.	Total.		Cured.	Relieved.	Discharged otherwise.	Died.		
OPERATION ON EXTERNAL NOSE AND NASAL CAVITIES.—											
Fracture of Nasal bones (Rectified)	5	7	12	5	2	2	1	..
Choanal atresia	4	4
Foreign bodies removed	1	..	1	1	1	2
Furuncle Nasal Vestibule	6	..	6	6	4	1	1	4
Cautery inferior turbinate bone	3	..	3	3	1	1	..	1	..	94
Middle turbinectomy	2
Submucous resection of nasal septum..	..	55	..	55	55	26	28	1
Nasal Polypi	4	..	4	4	1	3	8
Blood Graft for Atrophic Rhinitis	4	..	4	4	2	2	4
Simple Tumours removed	1
Radical removal of Malignant Growth.	..	29	..	29	29	2	26	..	1	..	1
OPERATIONS ON ACCESSARY NASAL SINUSES.—											
Intra-Nasal operation on Maxillary Antrum	19	..	19	19	19	720
Radical operation on Maxillary Antrum	23	..	23	23	7	16	1
Dental Cyst invading Antrum	1	..	1	1	..	1
Frontal Sinus (Intra-Nasal)	5	..	5	5	..	5	12
„ „ (External)	6	..	6	6	2	4	1
Ethmoid cells scraping	40	..	40	40	14	25	1	1
OPERATIONS ON THE MOUTH, FAUCES, PHARYNX AND NASO-PHARYNX.—											
Tonsils or Adenoids or both removed..	..	644	..	644	644	460	182	2	..
Tonsils dissected out	6	..	6	6	6	2
Peritonsillar abscess opened	2	..	2	2	1	1	13
Retro-pharyngeal abscess opened	1	..	1	1	..	1	1
Cautery Pharynx	6
Uvulectomy	1	..	1	1	1	4
Diathermy-Pharynx	2	..	2	2	1	1	..

APPENDIX 9—contd.

Classification of Operations performed in the Ear, Nose and Throat Department during the year 1931—contd.

Nature of operation.	IN-PATIENTS.										Out-patients operated on.
	Remained as per Last Report.	NUMBER OF OPERATIONS.			Number of patients operated on.	RESULT.				Remained under treatment.	
		Principal.	Secondary.	Total.		Cured.	Relieved.	Discharged otherwise.	Died.		
DIRECT EXAMINATION AND OPERATIONS UPON THE LARYNX, TRACHEA AND BRONCHUS.—											
Tracheotomy	9	..	9	9	5	..	1	3
Direct Laryngoscopy and Tracheoscopy	1	..	1	1	..	1	4
Direct Laryngoscopy (F. B. Removed).	2
OPERATIONS ON THE EAR.—											
Foreign bodies removed	1	..	1	1	..	1	5
Paracentesis (Myringotomy)	1	3	..	3	3	..	3	1	36
Granulations curetted and Aural Polypi removed	6
Classical mastoid operation (Schwartz's operation)	4	20	2	22	20	7	15	1	..	1	2
Furuncle Ear Incision	1	..	1	1	1	59
Radical Mastoid operations (Stake's)	..	32	..	32	32	5	23	..	2	2	..
Ionisation for suppuration Otitis media	3
Oesophagoscopy for Examination	5	..	5	5	..	4	1	20
Total ..	5	929	13	942	929	567	345	5	8	9	1,014

APPENDIX No. 10.

(X-Ray and Electro-Therapy Report.)

1. 4,487 Skiagrams (including 80 from the Maratha Hospital and 49 from the Turner Sanatorium) were taken during the year 1931. 2,043 were in-patients (1,427 men, 506 women and 110 children). 2,444 were out-patients (1,612 men, 573 women and 259 children) including Casualty cases.

Skiagrams were taken for various clinical conditions as under :—

	Male.	Female.	Male. Child.	Female. Child.	Total.
Fractures	534	112	133	82	861
Bone Diseases	427	297	56	43	823
Diseases of the Paranasal Sinuses	148	61	6	13	228
Diseases of the Respiratory and Cardio-vascular systems	387	157	14	9	567
*Diseases of the Alimentary Tract—					
(1) Oesophagus after administration of Barium Meal	25	8	1	1	35
(2) Stomach and small intestines after administration of Barium Meal	190	52	2	1	245
(3) Large Intestine after administration of Barium Enema	29	13	42
Diseases of the Gall Bladder and Bile Ducts (Cholecystography)	52	16	68
Diseases of the Genito-Urinary Tract—					
(1) Skiagrams of the Kidneys, Ureter and Bladder	126	44	15	3	188
(2) Skiagrams after Pyelography	14	11	25
Dental affections	39	9	48
Detection and localisation of Foreign Bodies	35	38	7	9	89
Determination of position, direction and extent of Chronic Sinuses, fistula, &c., after injection of opaque substances	16	5	3	..	24
	2,022	823	237	161	3,243

* Indicates cases where Screening and X-Ray plates were both resorted to.

1,244 patients were screened (259 in-patients and 985 out-patients).

Particulars.	IN-DOOR.		OUT-DOOR.	
	Male.	Female.	Male.	Female.
Screening of the lungs, heart and aorta	87	48	637	273
Screening of the stomach and Duodenum after administration of Barium Meal	40	28	3	..
Detection and setting of Fractures under the screen	49	7	61	11
Total	176	83	701	284

2. X-Ray treatment was carried out during the same period as under :—

	Male.	Female.	Total.
Cervical adenitis (Tuberculous)	15	47	62
Splenomegaly	4	..	4
Keloid	1	1	2
Malignant Disease	1	1
Total	20	49	69

3. Diathermy was used in 47 medical cases, and 55 Genito-Urinary cases (52 cases of Prostatitis and 3 cases of Salpingitis).

Ultra-violet Ray treatment was given in 356 cases and Electric treatment (Galvanic and Faradic) in 32 cases.

APPENDIX No. 11.

(Report of the Skin and Venereal Department for the year 1931.)

The total number of new patients that attended the Out-patient Department for the year 1931 was 7,003. Out of these, 141 ceased treatment before a diagnosis could be made, that is, from the very first day of their attendance. The total number of In-patients was 279. The following classification and figures give a brief resume of the various complaints the patients were treated for in this Department :—

Syphilis Primary.	Syphilis Secondary.	Syphilis Tertiary.	Syphilis Congenital.	Total No. of cases of Syphilis.	Acute Gonorrhoea.	Gonorrhoea with complications, arthritis, epididymo-orchitis, stricture prostatica.	Total No. of Gonorrhoea cases.	Other Diseases of venereal origin Bubo chancroides Phagedena granuloma pudendi.	Total No. of all Venereal Cases.	Leprosy.	Skin Diseases.	Grand Total of Venereal Leprosy and Skin cases.	No. of Males suffering from Venereal Diseases.	No. of Females suffering from Venereal Diseases.
122	1,501	98	9	1,730	172	754	926	240	2,896	143	3,818	6,862	2,685	211
14	72	15	2	103	7	50	57	15	175	..	104	279	141	34
OUT-DOOR PATIENTS.														
IN-DOOR PATIENTS.														

The figures show that most of the venereal patients avail themselves of treatment only when the disease has disabled them. Out of a total of 1,730 cases of Syphilis, only 122 presented themselves for treatment in the primary stages. If patients come for treatment in the primary stage before the Wassermann or Kahn become positive, the patients could be cured of the disease and the treatment would not be prolonged. Out of a total of 926 cases of Gonorrhoea, only 172 came for treatment in the acute stage and these too, presented themselves for treatment when the discharge was present on an average for over 12 days.

APPENDIX No. 12.

Clinical Laboratory Report.

7,650 Laboratory Investigations were carried out during the year 1931 in the Central Clinical Laboratory (as apart from Ward Laboratories) on the material sent from the Hospital divided under three main heads :—

I—Pathological, II—Bacteriological, III—Biochemical as under :—

I. Pathological :—

Blood counts	357
Stool Examinations	400
Urine Examinations	137
Spinal Fluid Examinations	177
Pleural Fluid Examinations	24
Ascitic Fluid Examinations	50
Sputum Examinations	110
Volume Index	70
Coagulation Time of Blood	10
Fragility of Red Blood Cells	3
Matching of Blood for Transfusion	52
Total ..	1,390

II. Bacteriological :—

Blood Cultures	80
Widal Reaction	154
Wasserman Test	125
Kahn's Test	4,422
Stool Cultures	191
Urine Cultures	119
Spinal Fluid Cultures	39
Pleural Fluid Cultures	35
Lung Puncture Examinations	25
Smears	12
Sputum Culture	12
Auto-Vaccine	66
Pus Cultures	35
Throat Swabs	42
Total ..	5,357

III. Biochemical:—

1. Blood:—

Non-protein Nitrogen	77
Urea Nitrogen	91
Uric Acid	1
Glucose	31
Chloride	49
Calcium	6
Lævulose	4
Fibrinogen	1
Albumin	1
Globuline	1
Cholesterol	65

2. Cerebro Spinal Fluid:—

Total Protein	5
Chlorides	9
Glucose	22

3. Urine:—

Sugar	11
---------------	----

4. Blood Sugar Curve

47

Urine Sugar Curve	35
---------------------------	----

Urea Concentration Test	69
---------------------------------	----

Urine Diastase	1
------------------------	---

Stool for Fatty acids	1
-------------------------------	---

5. Fractional Testmeal Analysis	302
---	-----

6. Vanden Bergh Reaction	49
----------------------------------	----

7. Milk Analysis	25
--------------------------	----

Total ..	903
----------	-----

Grand Total	7,650
-------------	-------

APPENDIX No. 12—*contd.*

217 Autopsies were performed during the year 1931. In a large majority of cases the Autopsies were performed on claimed bodies with the consent of the relatives. In the case of every post-mortem, a record of findings in each organ is kept.

The following is the number of blocks prepared, cut and sections stained out of post-mortem organs and tissues received after surgical operations, from 1st January 1931 to 31st December 1931 :—

Blocks of Post-mortem organs.	Blocks of tissues received from Surgical side, K. E. M. Hospital.	Tissues received from outside.	Total.
1,118	533	78	1,729

APPENDIX No. 13.

Electro-Cardiograph Department.

156 patients were examined electro-cardiographically. A majority of the cases examined showed some abnormality of cardiac action either an irregularity or myocardial change.

EDUCATIONAL.

THE SCHOOLS COMMITTEE

OF THE

BOMBAY MUNICIPALITY.

ADMINISTRATION REPORT FOR THE YEAR 1931-32.

(Approved and adopted by the Schools Committee, under their Resolution No. 421 of 5th September 1932.)

I. THE COMMITTEE.

1. Under Section 39 (4) (a) of the Bombay Municipal Act, eight out of the 16 Members of the Schools Committee, retired at the end of the official year 1930-31. The Corporation filled up their places by making fresh appointments with effect from the 1st April 1931. The Schools Committee so reconstituted from the 1st April 1931, was composed of the following Members :—

Mr. A. R. Dimtimkar, J.P., *Chairman*.
 *Mr. A. B. Vaidya, B.A., LL.B., Solicitor.
 Mr. Jehangir B. Boman-Behram, B.A., LL.B., J.P.
 Dr. J. V. Vora, L.M.&S.
 Mr. M. M. Killedar.
 Dr. Mrs. Malinibai B. Sukthankar, M.B.B.S., J.P.
 Mr. M. N. Talpade, B.A., LL.B.
 Dr. M. C. Javle, J.P.
 Mr. M. V. Donde, B.A.
 *Mrs. Nalinibai V. Dalvi, B.A.
 *Miss Nawajbai D. Contractor, B.A., J.P.
 Mr. R. A. Gole.
 *Mrs. Shuffi C. Tyabji, J.P.
 Mr. A. Soares, B.A., LL.B.
 Mr. V. C. Setalvad, B.A., LL.B.
 Prof. V. G. Rao, B.A., LL.B., Bar-at-Law, O.A., J.P.
 Mr. R. V. Parulekar, M.A., M.Ed., *Secretary*.

2. The Committee, at its first Meeting held on the 10th April 1931, unanimously elected Mr. A. R. Dimtimkar, J.P., to be the Chairman of the Committee for the official year 1931-32.

Changes in the Committee's personnel. 3. There were no changes in the Committee's personnel during the year.

4. The Committee regret to place on record the sad death of Mr. Mirza Ali Mohmed Khan, M.A., LL.B., J.P., on the 20th February 1930. The late Mr. Mirza Ali Mohmed Khan was a Member of the Schools Committee for over six years from 1st January 1917 to 31st March 1923, and as such had rendered very valuable services in the cause of Primary Education in this City.

5. An important practice newly set up by the Committee during the year under report was to hold weekly Meetings on the lines followed by the Standing Committee. Formerly the practice was to hold monthly Meetings as is being done by the Corporation. The weekly Meetings have resulted in more speedy disposal of business and have been a decided improvement on the old system.

6. The total number of Committee's Meetings held during the official year was 55, as against 59 of the last year. The total number of Resolutions passed at these Meetings was 1,061 as against 906 of the previous year.

Attendance of Members at the Committee's Meetings, etc.

The following statement shows the attendance of Members at the Committee's Meetings :—

Statement showing attendance of Members of the Schools Committee at Meetings of the Committee held from 1st April 1931 to 31st March 1932 :—

Names of Members.	No. of Meetings attended.	REMARKS.
1. Mr. A. R. Dimtimkar ..	54	Chairman from 10th April 1931.
*2. Mr. A. B. Vaidya ..	40	
3. Mr. J. B. Boman-Behram ..	36	
4. Dr. J. V. Vora ..	34	
5. Mr. M. M. Killedar ..	20	Was out of India for about 8 months.
6. Dr. Mrs. Malinibai B. Sukthankar.	45	
7. Mr. M. N. Talpade ..	49	
8. Dr. M. C. Javle ..	40	
9. Mr. M. V. Donde ..	44	
*10. Mrs. Nalinibai V. Dalvi ..	41	
*11. Miss Nawajbai D. Contractor..	39	
12. Mr. R. A. Gole ..	49	
*13. Mrs. Shuffi C. Tyabji ..	49	
14. Mr. A. Soares ..	16	
15. Mr. V. C. Setalvad ..	46	
16. Prof. V. G. Rao ..	49	

7. The following four permanent Sub-Committees appointed by the Schools Committee, The Sub-Committees, continued to function during the year under report :—

- (1) Finance and Establishment Sub-Committee.
- (2) School Instruction and Discipline Sub-Committee.
- (3) New Schools Rent Control and Sanitation Sub-Committee.
- (4) Grants-in-Aid and Miscellaneous Matters Sub-Committee.

In addition to these permanent Sub-Committees, the Schools Committee appointed various Special Sub-Committees during the year to consider certain references of a special nature. The total number of Sub-Committee Meetings held during the year was 97. The following were some of the important subjects which were considered by the various Special Sub-Committees :—

- (1) Entrusting the work of Medical Inspection of School children to honorary medical practitioners of the City.
- (2) Introduction of the shift system as a trial measure, in the Municipal Schools and appointment of part-time teachers.

Among the various references disposed of by the four permanent Sub-Committees or by the Small Sub-Committees appointed by these Sub-Committees mention may be made of the following :—

- (1) Framing a set of rules for the transfers and deputations of teachers from one school to another.
- (2) Scheme of appointing relieving teachers submitted by the Secretary.
- (3) Report of the Secretary on the arrangements to be made for vocational instruction in the Municipal Schools.
- (4) Revised Curriculum of studies.

8. Mr. R. V. Parulekar, M.A., M.Ed., continued to hold the office of the Secretary, Schools Committee, throughout the year. There was no important change in the office staff.

II.—MUNICIPAL AND AIDED SCHOOLS AND PUPILS.

9. The total number of Municipal Schools and Classes increased during the year under report from 330 (314 schools and 16 classes) to 349 (319 schools and 30 classes). The increase was mostly due in the number of classes, owing to the fact that new classes were opened in those localities where there was a demand for them from the residents or where a class was required to be opened in the F & G Wards for the compulsory school-going age children. The Committee have as a matter of policy decided to start such classes to begin with and then if they show progress, to convert them into schools teaching all the four Primary Standards. In all, 6 new schools and 14 classes were newly opened during the year under report. One Urdu Girls' School was amalgamated with a Boys' School for poor attendance. One Gujarati Boys' School, (Mandvi), was amalgamated with one Aided School (K. K. Mandvi) taken over by the Schools Committee, under their management. The Matunga Station Road and Matunga Road Schools were amalgamated into one School. The details of the schools amalgamated and of the new schools and classes opened are given below :—

Name of School.	No. of pupils on Rolls and Attendance in the month in which the schools were closed.		REMARKS.
	Attendance.	Rolls.	
1. Mandvi Gujarati Boys' School	21	32	Amalgamated with the K. K. Master Mandvi Aided School, taken over by the Schools Committee.
2. Islampura Urdu Girls' School	27	44	Amalgamated with the Islampura Urdu Boys' School.
3. Matunga Road Marathi Boys' School.	92	134	Amalgamated with the Matunga Station Road School.

New Schools and Classes opened or taken over.

Name of Class or School.	No. of pupils in the Class or School on 31st March 1932.		REMARKS.
	Attendance.	Roll.	
1. Arthur Road Gujarati Boys' School.	73	100	Opened from 16th December 1931.
2. Umerkhady Gujarati Boys' School.	62	84	Do. do. 1st January 1932.
3. B. D. D. Chawl Naigaum Class.	21	32	Do. do. 1st February 1932.
4. Lower Mahim Gujarati Class..	55	61	Taken over by the Schools Committee from 16th April 1931.
5. Kanji Karamsi Master Mandvi Gujarati School.	156	201	
6. Kalachowki Marathi Girls' School.	85	102	

Name of Class or School.	No. of pupils in the Class or School on 31st March 1932.		REMARKS.
	Attendance.	Roll.	
7. Girgaum Marathi Girls' Class.	62	84	Attached to Girgaum Marathi Girls' School.
8. Shivdi Marathi Boys' School.	76	92	This was a branch school but was converted into an independent school.
9. Cumballa Hill Marathi Boys' School.	102	121	Opened from 1st June 1931.
10. Love Lane Marathi Boys' Sch.	146	164	Do. do.
11. Tamil Class at Naigaum ..	8	21	
12. Lady Hardinge Road (Tamil).	19	26	
13. Telegu Class at Worli ..	26	53	
14. Bhendy Bazar Urdu Class ..	10	23	
15. Foras Road Bombay I. Trust Chawl Urdu Class.	24	34	
16. Carrol Road, Urdu Class ..	41	54	
17. Chinch Bunder Urdu Class ..	22	27	
18. Dadar Railway Station Urdu Class.	26	33	
19. Lalbaug Urdu Class	42	53	
20. Dharavi Kala Killa Urdu Class	17	21	
21. Chowpatty Urdu Class	
22. Manaji Rajuji School (Opened from December 1931).	37	48	In consequence of the opening of the Chowpatty Urdu Class, the Walkeshwar Urdu School was changed into a Class.

10. The following table gives the detailed figures about the increase and decrease in the number of schools and classes on the three sides :—

Class of Schools.	Total No. of Schools on 31st March 1932.	Total No. of Schools on 31st March 1931.	Increase or Decrease.	
			Increase.	Decrease.
Marathi A. V.	3	3
„ Boys'	94	91	3 Schools.
„ Girls'	54+1 Class.	53	2 (1 Sch. and 1 Class).
„ Night	5	5
Gujarati A. V.	2	2
„ Boys'	44+7 Classes.	42+5 Classes.	2 Schools & 2 Classes.
„ Girls'	27+1 Eng. Ver. Sch.	27+1 Eng. Ver. Sch.
Urdu Boys' (including 2 Full Primary Schools with English Classes attached to them).	51+18 Classes.	51+10 Classes.	8 Classes.
Urdu Girls'	31+1 Class.	32+1 Class.	1 School.
„ Night	2	2
Tamil Boys'	4+3 Classes.	4	3 Classes.
„ Night	1	1
Total ..	319+30 Classes.	314+16 Classes.	20 (6 Schools and 14 Classes).	1 School.

11. The year under report witnessed an increase in the number of pupils which rose from 56,093 to 61,196, i.e., by about 5,103. The increase in the number of pupils was chiefly due to the peaceful conditions which prevailed in the City throughout the year under report.

The detailed figures for the year under report and for the previous year are given below :—

Class of Schools.	No. on 31-3-1932.		No. on 31-3-1931.	
	Schools.	Pupils.	Schools.	Pupils.
Marathi A. V. Middle Schools ..	3	270	3	236
„ Boys' „ ..	94	25,400	91	23,391
„ Girls' „ ..	54+1 Class	11,319	53	10,437
„ Night „ ..	5	181	5	181
Total Marathi Schools ..	156+1 Class	37,170	152	34,245
Gujarati A. V. Middle Schools ..	2	177	2	163
„ Boys' „ ..	44+7 Classes	7,268	42+5 Classes	6,186
„ Girls' „ ..	28 (including 1 Eng. Ver. Sch.)	4,458	28 (including 1 Eng. Ver. Sch.)	3,970
Total Gujarati Schools ..	74+7 Classes	11,903	72+5 Classes	10,309
Urdu Boys' Schools (including English Classes attached to Urdu Primary Schools):	51+18 Classes	7,412	51+10 Classes	7,176
Urdu Girls' Schools	31+1 Class	4,125	32+1 Class	3,849
„ Night „ ..	2	47	2	51
Total Urdu Schools ..	82+19 Classes	11,584	85+11 Classes	11,076
Tamil and Malayalam Schools ..	4+3 Classes	501	4	395
Tamil Night Schools	1	38	1	68
Total Tamil Schools ..	5+3 Classes	539	5	463
Total Municipal Schools ..	319+30 Classes	61,196	314+16 Classes	56,093

12. As in previous years, the Vernacular Fourth Standard Examination for the year 1932 was conducted by the Examination Board constituted for the purpose under Government Resolution, Educational Department No. 220 of 24th November 1927. The written examination was held on the 14th and 15th March 1932, and the oral examination was conducted either before or after the written examination. The Examination was meant for pupils both of Municipal and Aided Schools. Some pupils from Unaided private Schools were also allowed to appear at the examination. The results of the Examination are given below :—

VERNACULAR FOURTH STANDARD EXAMINATION.

Class of Schools.	Pupils appeared.	Pupils passed.	Percentage of Passes.
<i>Municipal Schools.</i>			
Marathi Boys' Schools	2,201+96	2,069+81	93
" Girls' " 	841+53	719+39	84
Gujarati Boys'	748+40	719+30	95
" Girls' " 	237+16	227+14	95
Urdu Boys'	327+ 4	261+ 4	80
" Girls' " 	164	123	75
Total ..	4,727	4,286	87
<i>Aided Schools.</i>			
Marathi Schools	427+17	409+16	93
Gujarati	1,167+160	999+142	85
Urdu	156+ 3	151+ 3	96
Unaided	26+ 4	22+ 4	86
Total ..	1,960	1,746	90

The Vernacular Fourth Standard Examination conducted by the Board was made compulsory for all the Aided and Recognised Schools from the year 1930-1931. Some of the Aided Schools which had a special curriculum of their own approached the Committee for being granted an exemption from submitting their pupils to the Board's Examination. The Committee, after enquiry, granted exemptions to four schools in addition to the exemption granted to some schools in the year 1930-1931.

The results of the Vernacular Final Examination which is conducted by Government as usual are given below :—

Class of Schools.	Pupils appeared.	Pupils passed.	Percentage of Passes.
Marathi Boys' Schools	209	88	42
" Girls' " 	232	163	70
Gujarati Boys'	13	4	30
" Girls' " 	26	14	53
Urdu Boys'	43	9	20
" Girls' " 	52	25	48

RESULTS OF THE GOVERNMENT CERTIFICATE EXAMINATIONS.

	I Year.		II Year.		Total.	
	Sent up.	Passed.	Sent up.	Passed.	Sent up.	Passed.
Teachers from—						
Marathi Boys' Schools ..	15	15	5	5	20	20
Gujarati „ „ ..	1	1	1	1	2	2
Urdu „ „ ..	9	9	3	3	12	12
Marathi Girls' Schools
Gujarati „ „
Urdu „ „ ..	10	8	10	8
Total ..	35	33	9	9	44	42

13. The number of Aided Primary Schools as it stood on the last day of the year, was 180 as against 183 of the previous year ; four Marathi, one Gujarati and three Urdu Schools ceased to work. One Marathi School was amalgamated with another and one Gujarati School, viz. the K. K. Mandvi School was taken over by the Schools Committee as a Municipal School from the 16th April 1931. The number of Aided Schools was thus reduced by ten during the year. On the other hand, seven schools, 3 Marathi, 2 Gujarati, 1 Urdu and 1 Canarese were added to the list of Aided Schools, six of them being new additions and the seventh being the result of the separation of the Madressa-e-Hanafia Boys' and Girls' School was separated into two schools—one for boys and the other for girls. The names of schools which were either closed or amalgamated and the names of Schools which were newly taken on the Register of Aided Schools are given below :—

Schools closed or amalgamated.	Schools newly registered for aid.
1. American Mission Mackinley Burnell School.	1. Tarun Bharat Sangh Duncan Road Night School.
2. M. E. Mission Foras Road School ..	2. The Naigaum Social Service Centre Nursery School.
3. The New Parel Bhoiwada School ..	3. The Junior School Children's Home, Umerkhady.
4. Nare and Mandali's Charitable Institution.	4. The New Era School.
5. Lady Northcote Hindu Orphanage School.	5. The Venus English School.
6. Khilafat Princess Street Night School ..	6. The Canara Vidyalaya Night School (Kumpta Street).
7. S. S. League Mazagaum (Love Lane) Night School.	
8. Jamat-e-Hindustani Night School.	
9. Mughhat Vidyavardhak Primary School (Amalgamated).	

The closing of the schools was almost in all cases due to want of funds. The schools that were newly registered include some useful Institutions working in the cause of Primary Education.

The number of pupils on the last day of the year under report was 18,897 (11,921 Boys and 6,976 Girls) as against 18,226 (11,610 Boys and 6,616 Girls) of the previous year. The average number on rolls for the year is recorded to be 18,205 and the average daily attendance 14,485, i.e., 79.5 per cent. The detailed figures of Aided Schools and their pupils for the year under report and for the previous year are given in the following table :—

STATEMENT SHOWING THE NUMBER OF AIDED SCHOOLS AND PUPILS THEREAT.

Class of Schools.	On 31st March 1931.				On 31st March 1932.			
	Schools.	Boys.	Girls.	Total.	Schools.	Boys.	Girls.	Total.
Marathi Boys' Schools ..	40	2,584	1,019	3,603	36	2,447	1,042	3,489
" Girls' ..	3	105	301	406	3	127	301	428
" Night ..	4	147	8	155	5	207	3	210
Normal Classes ..	1	..	93	93	1	..	93	93
Special Institutions ..	4	39	25	64	5	49	49	98
Total ..	52	2,875	1,446	4,321	50	2,830	1,488	4,318
Gujarati Boys' Schools ..	42	4,480	475	4,955	42	4,679	668	5,347
" Girls' ..	22	373	3,223	3,596	22	375	3,448	3,823
" Night ..	3	174	..	174	3	157	..	157
Normal Classes ..	1	..	60	60	1	..	88	88
Special Institutions ..	4	..	490	490	4	..	336	336
Total ..	72	5,027	4,248	9,275	72	5,211	4,540	9,751
Urdu Boys' Schools ..	15	1,984	200	2,184	15	1,990	123	2,113
" Girls' ..	5	5	637	642	6	9	718	727
" Night ..	31	951	..	951	28	966	..	966
Special Institutions ..	1	73	..	73	1	85	..	85
Total ..	52	3,013	837	3,850	50	3,050	841	3,891
Hindi Boys' Schools ..	2	358	4	362	2	381	6	387
Hindi Girls' ..	1	..	77	77	1	..	97	97
Hindi Night ..	1	52	..	52	1	114	..	114
Total ..	4	410	81	491	4	495	103	598
Sindhi Boys' Schools ..	1	39	..	39	1	47	..	47
Canarese Night ..	2	246	4	250	3	288	4	292
Grand Total ..	183	11,610	6,616	18,226	180	11,921	6,976	18,897

14. There were in all 1,094 teachers full-time and part-time for 180 schools with 18,897 pupils as against 1,047 teachers for 183 schools with 18,226 pupils in the previous year. The number of teachers appears to be high in proportion to the increase in the number of pupils but it has to be noted that out of 1,094, only 717 were full-timers and 377 part-timers. A good many schools and Special Institutions have been maintaining a large staff of part-time teachers in place of full-time ones, in order to meet their special needs. Out of 1,094 teachers, only 242 (male and female and full-time and part-time) were trained teachers for the ordinary and special subjects. The percentage of trained teachers works out at 22. It is evident from the figures that the Aided Schools ought to maintain a higher percentage of trained teachers. The Committee hold that Government should make adequate provision for the training of teachers from Aided Schools, in the Training Institutions at Poona and Ahmedabad. It may be necessary to make a representation to Government for reserving a certain number of seats in their Training Colleges for the teachers working in

Teaching Staff of the Aided Schools and their general condition.

the Aided Schools. The detailed statistics about the qualifications of the teachers in Aided Schools are given below :—

Statement showing the number of teachers (men and women) according to their qualifications—1931-32.

Qualifications.	Full-time teachers.		Part-time teachers.	
	Males.	Females.	Males.	Females.
Trained Teachers Graduates	3	3	3	4
III Year Trained	12	28
II Year Trained	10	41	2
I Year Trained	30	24	4
Trained Teachers for Drawing, Drill, Scouting, etc.	2	8	41	27
Total Trained Teachers	57	104	44	37
Untrained Teachers Graduates	7	3	25	5
Matrics	64	17	52	15
Ordinary Teachers Passed V.F.	109	45	4	5
Unpassed	213	89	33	18
Qualified Teachers for Drawing, Drill, etc. ..	4	1	63	23
Unqualified Special Teachers for Drawing, Drill, Music, etc.	3	1	30	23
Total Untrained Teachers	400	156	207	89
Grand Total :—				
Trained	57	104	44	37
Untrained	400	156	207	89
Total ..	457	260	251	126
Grand Total ..	1,094			

15. The schools were as usual visited and inspected by the Officers, Mr. C. I. Bakshi, B.A., L.T., Superintendent, Mr. D. K. Ghanekar, B.A., L.T., Assistant Superintendent, and Mr. Noor Mahomed Shaikh Munir, Supervisor. Mr. D. K. Ghanekar was, however, transferred as Assistant Superintendent of the Municipal Marathi Schools from 22nd September 1931 and Mr. G. M. Vaidya, M.A., S.T.C., Assistant Superintendent, Marathi Schools, took his place. Mr. Chandulal A. Pandya, Head Master, Bhuleshwar A.V. School, was also asked to help the Superintendent, Aided Schools, in the inspection of the Gujarati Schools, for a period of four months from September to December 1931. These Officers commenced their inspection work from September 1931 and the inspections as well as the checkings of the accounts of all the Aided Schools for purposes of grant were finished by the middle of February 1932. In addition to the work of the inspection and supervision of Aided Schools, the Committee have entrusted to these three officers the work of the Census Department, maintained for Free and Compulsory Education in F and G Wards. They have therefore to perform a double duty. The work done by these officers in the capacity of Special Attendance officers is described in Chapter III of this Report.

16. Mention has been made in the Report of the previous year of the Corporation having considered a set of rules framed by the Schools Committee for governing the payment of grants-in-aid to the private Primary Schools in the City of Bombay, which has been submitted to the Government for their approval. The new Code is expected to give some relief to Aided Schools inasmuch as the schools will be entitled to get a reasonable share of expenditure incurred by them on such items as furniture, school equipment, Provident Fund for teachers and so on. The final sanction of the Government to these rules is awaited.

17. During the year under report, Grants to Aided Schools were assessed as per new rules that are to govern the assessment of grants-in-aid to be paid to the schools under Chapter II of the Grants-in-Aid Code (pending the final sanction of the Revised Code). "Accounts and Expenditure" shown by schools were carefully scrutinised and the total amounts

Amounts of Grants-in-Aid and Remission of Fees paid to Aided Schools.

of Grants-in-Aid paid during the year came to Rs. 1,78,195 including (1) Rs. 34,497-8-0 paid as half-yearly grants to needy schools, (2) Rs. 242 paid to the Bene Israelite Jacob Circle School as Remission of Fees and (3) Rs. 2,849 paid to the K. K. Mandvi Aided School for the year 1930-31.

18. There was only one school in F and G Wards which continued to impart education free after the introduction of Compulsory Education in those two Wards. But in the other Wards of the City, the Aided Schools are not in a position to impart free education as they cannot afford to meet their expenditure from the Municipal Grant only. The Committee had, therefore, thought of extending the principle of granting remission of fees to all Aided Schools in the City, imparting free education to the pupils, but owing to financial stringency it will not be possible for the Committee to implement this principle in the near future.

19. Grants for 1931-32 were assessed on the "admitted" expenditure of Aided Schools for 1930-31. The annual statistical returns submitted by them now show that they have altogether incurred an expenditure of Rs. 7,77,300 for the year 1931-32. Their average number of pupils for the same year being 18,205, the cost per pupil stands at Rs. 42.7 as against Rs. 43 for the previous year. The average cost per pupil to the Municipality for the year has come to about Rs. 9.7 per annum.

20. It is creditable that about 180 Aided Primary Schools in the City have been educating about 18,000 and more children at a comparatively lesser cost than in the Municipal Schools. It is admitted that a good number of them are as efficient as our leading Municipal Schools and a few of them are even model Institutions. Some of them have airy and well built houses with open compounds for recreation. Full attention is paid to physical training by as many as 80 schools. 16 Boys' Schools have either cub-packs or scout troops and 7 Girls' Schools have Girl Guide Companies or Blue Bird Flocks. Needle and fancy work is well taught in Girls' Schools and some of the schools give training in Music, both Indian and English as well. The Seva Sadan and Vanita Vishram Normal Classes are a valuable source for the supply of trained teachers for Municipal Service. Amongst the special items of activities shown by Aided Schools, during the year under report, may be mentioned the exhibitions of the work of the teachers and the pupils held by the Bazar Gate A.V., and the N. J. Wadia School, Dadar, and the concerts, garbas or the annual functions held by other schools.

III.—FREE AND COMPULSORY EDUCATION.

21. During the year under report, Mr. C. L. Bakshi, B.A., L.T., held office as Special Attendance Officer. Mr. D. K. Ghanekar, B.A., L.T., Assistant Special Attendance Officer, was transferred by the Committee as Assistant Superintendent of the Marathi Schools in September 1931 and his place was taken up by Mr. G. M. Vaidya, M.A., S.T.C., Assistant Superintendent, Marathi Schools. Mr. Noormahomed Shaikh Munir continued to work as Supervisor. These three officers together with the Junior Attendance Officer and ten clerks looked after the work of Free and Compulsory Education in the F and G Wards. The Special Attendance Officer, the Assistant Special Attendance Officer and Supervisor have moreover been entrusted with the work of inspection and supervision of the Aided Schools in the City.

22. Serious efforts were made during the year under report to bring into schools of F and G Wards as many non-attending children as possible and to stabilise their attendance in the schools.

During the year 1930-31, the scheme of employing the agency of 'Attendance Teachers' for bringing into schools the non-attending children was tried with success and from the results achieved then, the Committee took up in right earnest once more, the same scheme from August 1931 and continued the same till the 31st of March 1932. The Committee resolved to engage the services of 75 teachers and 5 supervisors (chosen from Head Masters) who were conversant with the localities in the F and G Wards, on payment of a modest allowance of Rs. 10 and Rs. 15 respectively. Selection of suitable teachers—particularly from those who were residing in the proximity of their schools—was made and their duties were defined as under:—

- (1) That the selected teachers were to do out-door work for two hours a day.

- (2) That they were to take the enumeration of children—Marathi, Gujarati, Urdu and others—below 11 years of age for the purpose of printing and publishing the registers of the non-attending children of compulsory age as per Rule 5 of the Rules framed by Government under the powers vested in them by the City of Bombay Primary Education Act XV of 1920.
- (3) To move about in the area entrusted to them for bringing in children who may not have joined schools at all and also those who may have attended schools before, but may have left them later on.
- (4) To attend to all instructions for gathering information that might be given to them by the Special Attendance Officer and his staff.

The extra expenditure on the scheme of 'Attendance Teachers' was counterbalanced by savings effected by the Committee simultaneously by (1) stoppage of carriage allowance that was paid to Census Office clerks—Rs. 900, (2) saving the amount of Rs. 1,000 sanctioned in the budget for the employment of enumerators, (3) by diverting the services of 5 out of the 10 clerks temporarily to other offices or schools—Rs. 2,250. After all the arrangements had been made for the working of the Attendance Teachers' Scheme, the appointments of teachers and supervisors were made and the propaganda work under the new scheme commenced from the last week of August 1931.

23. The work of enumeration of the non-attending children of compulsory age in the two Wards for the purpose of publishing their register in the month of November 1931 as per amended Rule 5 governing the City of Bombay Primary Education Act XV of 1920 was first taken up. The enumeration work was done by the 'Attendance Teachers' who were employed from August and the work was finished in time and copies of the printed register were forwarded to Government and the Municipal Authorities concerned. As a result of the Census and enumeration work, the non-attending number was recorded to be 4,852 as given below:—

Ward.	Marathi.		Gujrathi.		Urdu.		Tamil.		Total.	
	B	G	B	G	B	G	B	G	Boys.	Girls.
F	666	860	78	78	103	96	41	38	888	1,072
G	1,078	1,222	82	69	88	117	120	116	1,368	1,524
Total ..	1,744	2,082	160	147	191	213	161	154	2,256	2,596
	3,826		307		404		315		4,852	

24. The Attendance Teachers were then asked to visit each and every family in each and every tenement in their respective beats and to find out the non-attending children and to see that they attended schools without the least possible delay. Any difficulties which they came across were to be reported to their Supervisors. At the end of March 1932, *i.e.*, within a period of seven months they brought in 5,549 children—(3,739 boys and 1,810 girls) of all ages in the Municipal Schools.

	Boys.	Girls.	Total.
September 1931	623	313	936
October to December 1931	1,718	848	2,566
January to March 1932	1,398	649	2,047
Total ..	3,739	1,810	5,549

This gives an average of 74 pupils per teacher for 7 months or an average of 10 pupils per teacher per month. Of course, all this number could not be stabilised in the schools; but efforts were made to do as much as possible in that direction with the help of call-boys and peons. Ways and means to stabilise the attendance of children were also considered in meetings of all the officers wherein questions such as the necessity of opening new classes, giving of call-peons to schools, providing additional accommodation and staff, supplying slates, pens, books, etc., were considered. 7 new classes were opened in localities where a number of non-attending children were recorded in the printed registers. All these classes are now attended by a sufficient number of children. Owing to financial stringency the Committee could not distribute on a larger scale the required number of slates, pens and books to the poor children who were either newly brought or were already attending the schools.

25. To assist the efforts of the Attendance Teachers and the Supervisors, *i.e.*, to make an appeal to the guardians of the non-attending children to send their wards to schools and to know their difficulties with a view to remedy them, the Schools Committee decided to hold propaganda meetings in different localities of the two Wards. In all 7 such meetings were held under the presidentship of the Members of the Schools Committee or of the Corporation who were residents of the two Wards. These propaganda meetings had one definite and valuable advantage, *viz.*, that the Members of the Schools Committee, the executive officers working under them and the public of different localities could frankly exchange views on various aspects of the problem of Compulsory Education.

26. The number of children of compulsory age, underage and overage, attending and non-attending during each of the quarters is shown in the following table:—

Municipal and Aided Schools.

Quarter ending.	Underage.		Compulsory Age.		Overage.		Total.		Number of Children non-attending.
	Municipal Schools.	Aided Schools.	Municipal Schools.	Aided Schools.	Municipal Schools.	Aided Schools.	Municipal Schools.	Aided Schools.	
March 1931	2,611	142	13,792	1,226	4,549	411	20,952	1,779	3,356
June 1931	2,416	152	13,444	1,098	3,848	312	19,708	1,562	3,832
September 1931	1,796	135	13,746	1,145	4,775	331	20,317	1,611	4,852
December 1931	2,106	146	14,651	1,138	4,850	357	21,607	1,641	3,444
March 1932	2,218	158	15,358	1,154	5,038	360	22,614	1,672	2,070

In brief, the total number of children at the end of March 1931 in the *Municipal Schools* in the two Wards was 20,952; it fell in June 1931 to 19,708; at the end of the year it was 22,614. The number of pupils of compulsory age rose from 13,792 (at the end of March 1931) to 15,358 (at the end of March 1932). The number of non-attending children at the end of March 1931 was found to be 3,356. It rose to 4,852 in the middle of the year. It went down to 3,444 at the end of December 1931 and to 2,070 at the end of March 1932, mainly due to the Attendance Teachers' Scheme.

27. The Municipal Corporation have not been able to extend compulsory education to other wards in the City as Government have refused on financial grounds to sanction any further schemes of extension of Compulsory Education.

IV.—MEDICAL INSPECTION OF SCHOOLS.

28. During the year under report, the Medical Inspection of the Boys' Schools, was carried out by the Medical Inspectors Dr. V. J. Gidhchapwale, L.M.&S., with his Assistant Medical Inspector Dr. M. S. Kapadia, L.M.&S., and by Dr. V. R. Bhoosrath, M.B., B.S., F.R.Sn.I., who worked alone without an assistant. The Medical Inspection of the Girls' Schools was carried out by Dr. Miss Goolbai M. Doctor, L.M. & S., with her assistant Miss Tarabai R. Rajapurkar, who is a qualified nurse. The Medical Inspector Dr. V. J. Gidhchapwale retired from service on 8th August 1931, having attained the age of 55. His post was not filled up owing to retrenchment and further to the fact that the Committee desired to secure the services of many registered medical practitioners in the City in an honorary capacity for the medical inspection of the school children, of which mention is made later on.

29. The following table will show the number and kinds of schools inspected together with the number of boys and girls examined in them during the year under report :—

Section	Total No. of Schools inspected.			Total No. of pupils examined.		
	Boys.	Girls.	Total.	Boys.	Girls.	Total.
Marathi	43	27	70	6,876	3,971	10,847
Gujarati	15	8	23	855	542	1,397
Urdu	16	4	20	792	246	1,038
Tamil, Telegu and Malayalam ..	5	1	6	271	35	306
Total ..	79	40	119	8,794	4,794	13,588

From the above statement it will be seen that out of about 60,000 pupils on the rolls of all the schools, only 13,588 pupils could be examined during the year under report. This is due to the fact that while the number of children attending the schools has been increasing every year, the Medical Inspection staff was reduced gradually as the incumbents retired. Hence the remaining staff of the Medical Inspectors was not in a position to complete the examination of all the pupils of all the schools in the course of the year. Besides this, several new activities were introduced which took up much of their time, the chief amongst them being the treatment of the affected children in the school clinic at the King Edward Memorial Hospital. Dr. V. R. Bhoosrath was mainly in charge of the work of the clinic which occupied much of his time.

The work of Medical Inspection during the year under report was almost confined to the F and G Wards. The reason for this was that many schools in these Wards being in close proximity to the King Edward Memorial Hospital, it was very convenient for the children selected for treatment from the different schools, to attend the clinic there; besides there is a large number of children of the backward classes in those Wards and it was but proper that the Committee's first efforts towards medical treatment of school children should be directed towards the improvement of the health of those children whom we compel to attend our schools owing to the application of the Free and Compulsory Education Act in those Wards.

30. Among the pupils examined the general percentage of boys free from any disease was 59.1 and that of girls was 35.2. 40.9 per cent. of the boys and 64.8 per cent. of the girls were suffering from one or more defects.

The following table shows the kinds and percentages of defects detected among the pupils :—

PERCENTAGES OF VARIOUS DISEASES.

Names of diseases.	Percentage of Boys affected.	Percentage of Girls affected.
Malnutrition	16.2	16.8
Defects of teeth	14.6	35.2
Defects of throat	12.4	20.8
Defects of nose	1.6	2.0
Defects of external eye diseases	4.4	13.8
Defects of vision	2.7	5.8
Cases of enlarged glands	3.1	1.1
Defects of heart and circulation5	.3
Defects of lungs	2.3	5.1
Cases of contagious skin diseases	4.7	7.3
Cases of enlargement of spleen	4.6	4.8
Cases of T. B. suspected1	.3
Defects of ear	2.1	1.6
General debility	2.0

31. A comparison with the results of Medical Inspection in previous years will show a steady decrease in the percentages of various diseases especially of the skin and eyes, and in cases of general debility and enlargement of spleen, a result which may be attributed to the introduction of the school clinic by the Committee.

32. The following table gives an idea as to how much interest the parents or guardians of pupils took regarding the diseases brought to their notice :—

Cards of Intimation of diseases sent and replies received.

Section.	No. of Children examined.			No. of intimations sent.			No. of replies received.			No. of cards for Hospital treatment.			No. preferring private treatment.		
	Boys.	Girls.	Total.	Boys.	Girls.	Total.	Boys.	Girls.	Total.	Boys.	Girls.	Total.	Boys.	Girls.	Total.
Marathi	6,876	3,971	10,847	2,225	2,407	4,632	1,756	1,840	3,596	1,356	898	2,254	237	942	1,179
Gujarati	855	542	1,397	243	327	570	237	266	503	159	130	289	59	136	195
Urdu	792	246	1,038	275	132	407	223	125	348	204	57	261	16	68	84
Tamil, Telegu and Malayalam	271	35	306	62	14	76	44	14	58	26	7	33	18	7	25
Total ..	8,794	4,794	13,588	2,805	2,880	5,685	2,260	2,245	4,505	1,745	1,092	2,837	330	1,153	1,483

In addition to routine work of Medical Inspection of the school children, the following activities were carried out by the Medical staff :—

1. Distribution of free spectacles to poor children.
2. Supply of emergency medical outfits to schools.
3. Conducting First Aid and Home Nursing and Hygiene Classes for Municipal teachers.
4. Lectures on general hygiene and sanitation and other subjects to the children and their parents or guardians and the teachers.
5. Inspection of new premises for schools from sanitary point of view.
6. Inspection of schools for cases of infectious diseases.
7. Submission of Annual Sanitary Report of the condition of all school premises.
8. Submission of Annual Report of Enlarged Spleen found amongst school children to the Health Department.
9. Attendance at the Annual Sports and Scout Rallies, etc.
10. Supply of information of Medical Inspection Work of Bombay Municipal Schools, to authorities elsewhere, whenever applied for.
11. Attendance at the Girl Guide Camp at Chembur.
12. Supervision of the Medical Relief Work at the School Clinic.
13. Supervision of work of the Honorary Medical Practitioners.

Free Spectacles. A number of poor deserving children were recommended for free spectacles, and 62 spectacles were supplied free of charge.

Emergency Medical Outfits. 33. The number of schools supplied with the emergency outfits was 193. There is an increasing demand for them from teachers who use the appliances as emergencies arise in schools. They have proved very handy for immediate treatment, but it is a matter for regret that owing to lack of funds these demands could not be fully met.

About 20 lectures on general hygiene, dental and other subjects were given by the staff with the aid of Magic Lantern, Cinema, models and diagrams to the children, their parents or guardians and teachers.

First Aid and Home Nursing Classes for Teachers. 34. The First Aid Classes have been started since 1927 and have proved very beneficial to the teachers. A course of lectures on "First Aid" was given to teachers in the Marathi, Gujarati and Urdu Schools to prepare them for the examination.

Classes for Marathi and Gujarati lady teachers were also conducted at the South Girgaum Marathi Girls' School and Bhuleshwar Lower Primary Gujarati School, where a course of lectures on "Home Nursing" was given to train the teachers for the Home Nursing examination of the St. John Ambulance Association.

Medical Inspection of Schools by Honorary Medical Practitioners. 35. During the year under report, a most important step was taken to facilitate the work of Medical Inspection. Owing to retrenchment of two posts in our own Medical Inspection staff and the increase in the number of pupils, the work of inspection of some schools was left in arrears and several children were left unexamined for a long time. To overcome this difficulty an appeal was made to the medical practitioners of the City through local papers, and also by letters addressed to about 900 registered medical practitioners, requesting them to give whatever help they could in an honorary capacity in the medical inspection of school children. In response to this appeal about 100 replies were received; of these 16 regretted their inability to offer their honorary services. Further correspondence was carried on with those doctors who had kindly offered honorary services and they were requested to state the days and hours that would suit them for this work. After all this information had been gathered, it was decided to utilise the services of such of the doctors as were residing in Wards A, B, C, D and E as the schools in the F and G Wards were already examined by our own Medical Inspection staff. About 41 doctors were selected out of 80 who offered their honorary services unconditionally. The services of the remaining doctors would be utilised at a later stage when required.

The Executive Health Officer was also requested to spare the services of some Medical Officers of his staff for this work and he was kind enough to comply with our request and gave us the valuable services of nine of his Medical Inspectors for this extra work.

These various doctors were allotted such schools as were close to their dispensaries or residences. About 52 Boys' Schools were allotted to 39 male doctors and 6 Girls' Schools were given to two lady doctors for inspection. The total number of schools allotted was 58, the total number of boys and girls on rolls in those schools being 10,365 and 1,306 respectively.

To facilitate the work of these doctors and not to cause them any inconvenience, the heads of all schools from which the children were to be examined were asked to fill up the necessary forms, take weights and heights of the children, etc., and to have personal interviews with the doctors and to make the necessary arrangements for their visits to the schools.

As the inspection work by the Honorary Doctors commenced only very recently in the month of March, it is not possible to give any definite results of their work in this report.

In a majority of schools allotted to the doctors the work could not be begun because the annual examinations of schools had to be held. In about 19 schools, the work of inspection was however started and in a few schools the work was completed. The work done by the Medical Inspectors of the Health Department was quite satisfactory. The number of schools examined by them was 14 and the number of children examined was 1,739.

36. After the experience gained by the Medical Inspection work of all these years it was found that Medical Inspection without medical relief was of little avail and it was absolutely necessary therefore to provide remedial measures for the affected children. An experimental scheme of treatment of the affected children at some selected hospitals in the City was tried in the year 1930, of which mention has been made in the previous reports. The results recorded so far were distinctly beneficial and the cures were more than 60 per cent. ; this was not a small gain and it was therefore decided to continue this scheme for another year by providing treatment for all the affected children in the schools located in F and G Wards. The selected centre of treatment this time was the King Edward Memorial Hospital where a suitable and well-equipped school clinic was established under the able guidance and direction of the Dean of the King Edward Memorial Hospital who kindly gave his best help and co-operation and to whom the best thanks of the Committee are due.

The difficulties which were experienced in the previous year such as obtaining consent from the parents to the treatment of the affected children, arranging for conveyance of the children to the hospitals from the schools and *vice versa* and adjusting the time of treatment at the hospital in order to avoid unnecessary detention of pupils and consequent loss of studies were overcome to some extent by adopting suitable devices.

The treatment commenced from the 15th August 1931 and it was continued for a period of seven months upto the end of March 1932. Conveyance of children was rapidly effected with the help of the two buses which were placed at the service of the Medical Inspection staff by the Schools Committee. The buses proved very handy for all the work in connection with the clinic. A qualified Organiser was also appointed to supervise this work who carried it on for a period of three months from 25th September 1931 to 31st December 1931. The success of the scheme depends much upon the whole-hearted co-operation of the parents and the teachers. On the whole, the experiment has proved a great success and on the strength of the encouraging results obtained, it was decided to continue the scheme during the year 1932-33 at the King Edward Memorial Hospital. It is to be earnestly hoped that the scheme will be placed on a permanent basis in future. The advantages of this would be not only to cure the children (most of them belonging to the poor classes) of diseases which, if left untreated, might disable them for life, but also to stimulate the interest of the parents in the health of their children and thus improve the physical condition of the rising generation of the community. The maintenance of a clinic at the King Edward Memorial Hospital is an achievement of which the Committee are justly proud and the Committee hope to continue the scheme in spite of the present financial difficulties as they think that no sacrifice is too great where the health and well-being of a nation's rising generation are concerned.

37. In all, 13,127 children in 116 schools in F and G Wards were examined by the Medical Inspection staff from June 1931 till March 1932. Out of these 4,333 Statistics of Children examined at the Clinic. were girls in 37 schools and 8,794 boys in 79 schools. 42 per cent. of the children examined were found suffering from one disease or more. Intimations were sent to the parents informing them of the defects noticed in their children and they were requested to allow the Committee's doctors to give them necessary treatment under our care, free of charge. 80 per cent. of the parents of the diseased children gave response to the intimations sent. 64 per cent. gave consent to the treatment at the clinic. 11 per cent. expressed willingness to get their children privately treated and the remaining 25 per cent. refused to do anything in the matter. Out of these 2,829 cases, whose parents consented to the treatment under our care only 1,545 cases could be taken to the school clinic till the end of March 1932. Out of these 1,545 cases, treated at the Clinic, 837 got cured and 165 improved and the rest discontinued treatment for one reason or another. 86 pupils were operated upon for Tonsils and Adenoids, 2 for eye trouble, and one child for Mastoid Sinus and one for enlarged congenital toe.

The figures given above and other details of the diseased children cases are tabulated in the accompanying statements A and B for ready reference :—

STATEMENT "A."

No. of Schools.	No. Inspected.	No. of Intimations.	No. of replies.	No. preferring Private treatment.	No. non-consented.	No. consented.	One disease.	Two diseases.	Three diseases.	Four diseases.	Medical.	Aural.	Oph-thal-mic.	Skin.	Dental.	Vaccin-ation.	Total.
Boys' ..	79	8,794	2,805	2,260	330	185	1,741	1,475	244	18	472	502	187	157	695	4	2,017
Girls' ..	37	4,333	2,765	2,233	187	959	1,084	623	338	112	361	375	260	104	579	..	1,679
Total..	116	13,127	5,570	4,493	517	1,144	2,825	2,098	582	130	833	877	447	261	1,274	4	3,696

STATEMENT "B."

—				Cases treated.	Cases cured.	Cases improved and under treatment.	Cases discontinued.	REMARKS.
Medical	563	357	85	121	86 children were operated for enlarged tonsils.
Aural	233	39	...	144	2 children were operated for eye troubles.
Ophthalmic	144	31	31	52	1 child was operated for Mastoid Sinus.
Skin	271	160	40	71	62 children were supplied with free spectacles.
Dental	306	175	131	} The large number of cases discontinued is due to the refusal of parent for Tonsils and Surgical interference.
Surgical	58	25	9	24	
Total ..				1,575	837	165	543	

General information about the School Clinic at the Centre K. E. M. Hospital and the Work therein.

38. The Hospital made arrangements for treating the following five kinds of diseases of school children sent by the School Medical Officers :—

Medical and Aural cases were treated on Mondays and Wednesdays, Eye and Dental cases on Tuesdays and Fridays and skin diseases on Thursdays only. On Saturdays at 8 A.M. children suffering from enlarged tonsils were required to be taken with their parents to the Aural Surgeon who operated upon the selected cases on Mondays.

The time for the treatment for all the diseases was in the afternoon, i.e., 2 P.M. to 4 P.M. (B. T.).

Each disease had its own department and its own doctor; two departments worked at a time every day except Thursdays. The children were taken to the clinic and back in a bus. Two teachers (one of them a lady) under the supervision and guidance of a temporary medical organiser were required to assist in the working of the scheme, attend at the Hospital with the children and arrange to take them back with medicines, etc.

The Headmasters and Headmistresses administered medicine to the children according to the instructions of the doctors on week days in the schools and for Sundays and holidays, the children were allowed to take it home in separate bottles given free. The usual daily attendance of the children at the clinic was as follows :—

Medical	20 to 30
Aural	15 to 20
Skin	20 to 30
Dental	10 to 15
Eye	10 to 20

As a result of the treatment of the diseased children during school hours at a well-equipped Clinic at the K. E. M. Hospital it is hoped that the system of Medical Inspection will grow in popularity.

39. The total amount paid to the K. E. M. Hospital for the expenditure on the Clinic maintained for the school children came to Rs. 5,989.

40. The Schools Committee have been maintaining a Dental Clinic for school children since 1922. Dr. S. M. Khambatta, the part-time Surgeon, paid 91 visits to 18 schools during the year. He personally inspected 90 children from three schools and besides treated 301 boys and 100 girls recommended for treatment from other schools by the Medical Inspectors. The total number of operations performed came to 1,645 out of which 834 were extractions, 448 fillings, 56 nerve treatments, 117 abscess treatment and general medicinal treatment.

Dr. Khambatta was on leave for three months as he had been to Europe to attend the Eighth International Dental Congress held in Paris as the Delegate of the Municipal Corporation of Bombay.

There was on the whole an increased co-operation on the part of the parents and teachers and the Dental Clinic is becoming more and more popular every day.

* * *

V. FINANCE.

41. The year under report opened with a balance of Rs. 1,45,528-10-6. The Budgetted Opening Balance for the year was Rs. 1,44,575 only, and it was on the basis of this amount that the amount of Municipal Grant to the Schools Committee for the year 1931-32 was fixed by the Corporation. The amount representing the difference between these two balances was paid into the General Municipal Fund in compliance with Corporation Resolution No. 7666, dated the 28th November 1929, thus leaving with the Schools Committee a balance of Rs. 1,44,575 only. The Corporation paid a grant of Rs. 30,00,000 from the General Municipal Fund and other Miscellaneous Receipts amounted to Rs. 36,127-13-9. The total amount at the disposal

of the Schools Committee thus came to Rs. 31,80,702-13-9. Out of this amount, Rs. 31,59,991-10-2 were actually spent during the year, leaving a Closing Balance of Rs. 20,711-3-7. These figures together with those of the previous year are given below side by side for the sake of comparison :—

Year.	Opening Balance.	Municipal Grant.	Other Miscellaneous Receipts.
1	2	3	4
	Rs. a. p.	Rs. a. p.	Rs. a. p.
1930-31	2,02,679 0 0	29,71,790 0 0	39,639 4 7
1931-32	1,44,575 0 0	30,00,000 0 0	36,127 13 9
	Total of Columns 2 to 4.	Total of expenditure.	Closing balance.
5	6	7	8
	Rs. a. p.	Rs. a. p.	Rs. a. p.
1930-31	32,14,108 4 7	30,68,579 10 1	1,45,528 10 6
1931-32	31,80,702 13 9	31,59,991 10 2	20,711 3 7

From the above table, it will be seen that the total expenditure for the year was more than that for the previous year by Rs. 91,412-0-1.

42. The following table which gives a comparative statement of the amounts of expenditure incurred on the several heads during the year under report and in the previous year, will also give a detailed information as to where retrenchment could be effected, and as to where increased expenditure could not be avoided.

Account Heads.	1930-31.	1931-32.	Increase over 1930-31.	Decrease over 1930-31.
	Rs. a. p.	Rs. a. p.	Rs. a. p.	Rs. a. p.
1. Headmasters and Teachers	18,72,987 6 8	19,79,244 7 10	1,06,257 1 2
2. Servants	94,151 10 0	99,421 1 0	5,269 7 0
3. Rent of School Premises	4,46,240 11 0	4,28,576 3 0	17,664 8 0
4. Class Books	5,079 15 3	2,627 6 9	2,452 8 6
5. School Furniture	24,457 15 0	40,568 0 6	16,110 1 6
6. Prizes	8,367 2 0	8,367 2 0
7. Stipends to Students under Training	3,670 12 0	4,445 1 0	774 5 0
8. Contingencies and Miscellaneous	1,12,171 12 7	1,05,852 15 3	6,318 13 4
9. Superintendents and their Establishments	74,453 4 2	75,378 0 5	924 12 3
10. Grants-in-Aid to Primary Schools.. .. .	1,90,335 0 0	1,78,437 0 0	11,898 0 0
11. Teachers' Library and Museum	6,917 9 0	4,218 0 9	2,699 8 3
12. Medical Inspection	40,298 12 9	33,612 10 5	6,686 2 4
13. Superintendent, Aided Schools and his Establishment	12,330 9 10	13,098 10 6	768 0 8
14. Census Department	25,059 14 7	21,502 4 9	3,557 9 10
15. Free Reading Rooms and Libraries	8,821 0 9	10,623 4 3	1,802 3 6
16. Pension, Gratuity and Compassionate Allowances	32,038 15 0	36,835 4 0	4,796 5 0
17. Municipal Share towards Provident Fund	99,862 10 0	1,05,146 9 0	5,283 15 0
<i>B.—Buildings.</i>				
1. Repairs to Municipal Buildings	6,684 14 4	10,100 9 3	3,415 10 11
2. Petty Additions to Municipal School Buildings	4,649 11 2	10,304 1 6	5,654 6 4
Total Increase, Rs. 91,412-0-1. Total Rs. ..	30,68,579 10 1	31,59,991 10 2	1,51,056 4 4	59,644 4 3

Every effort was made during the year under report to bring down the figure of expenditure per pupil in order to achieve the end in view, viz., reducing the expenditure to Rs. 50 per pupil, as recommended by the Retrenchment and Reforms Enquiry Committee in their report adopted under Corporation Resolution No. 3657, dated the 14th August 1930. It is gratifying that as the expenditure per pupil for the year 1931-32 came down to Rs. 48.3 which is appreciably lower than even the figure laid down by the Corporation as the ultimate objective. This result may be attributed mainly to the large rise in the number of pupils attending all the Municipal Schools on 31st March 1932. The number of children attending Municipal Schools on 31st March 1931 was 56,093 as against 61,196 on 31st March 1932. Thus there was a substantial increase of 5,103 children on the roll. No doubt the efforts of the Committee to keep down the expenditure did also contribute to a certain extent to the unprecedented fall in the figure of expenditure per pupil; but this reduction could hardly have been possible had it not been for the big rise in the number of pupils.

It will be seen from the columns in the preceding paragraph that while the increases amounted to over Rs. 1,51,000, the decreases totalled nearly Rs. 60,000, thus resulting in a net increase of over Rs. 91,000. The increases in expenditure on the heads (2) Servants, (9) Superintendents and their Establishment, and (13) Superintendent, Aided Schools were mainly due to the annual increments. The increase in expenditure on other heads was due to various reasons as mentioned below :—

(1) Headmasters and Teachers and (17) Municipal Contribution towards Provident fund.

The increase on these heads was due to two reasons (i) annual increments to teachers and (ii) the employment of temporary staff owing to the increased number of children attending the schools. (5) School Furniture: The increase was due to the increase in the number of pupils, and also to some extent to the fact that very small amounts were spent on this item in the two preceding years, viz., during 1928-29 and 1929-30. (7) Stipends to teachers under Training: The increase of expenditure on this item was due to an increase in the number of teachers and pupils deputed to the R. C. Training Institute and to a scholarship of Rs. 50 per mensem having been paid to Miss Najibunnissa, 1st Assistant, R. C. Training Institute. (15) Free Reading Rooms and Libraries: The increase on this head is due to (1) increase in monthly rent due to the shifting of the Khatry Library and the Chinchpokli Library to the present premises and (2) to the supply of new books. (16) Pension, Gratuity and Compassionate Allowance: The rise in expenditure on this item was due to the increase in the number of pensioners.

B.—Buildings. (1) Repairs to Municipal Buildings: The increase on this head was due to a considerable number of small repairs carried out to Municipal Buildings, also due to the levelling of the Compound of the Dongri School Building, and to increments to supervising staff; (2) Petty Additions: The expenditure under this head constitutes the cost of (1) construction of caretaker's quarters at the Foras Road School, (2) construction of a room in Annesley Road Municipal Chawls for a Class, (3) construction of a storey in Madanpura School Building, and (4) fitting up partition walls in the Improvement Trust Building at Matunga for the location of the Municipal School shifted there.

The reduction in expenditure in various heads as detailed in the statement referred to in the previous paragraph, was due to the vigorous efforts made by the Schools Committee in keeping down this expenditure and to the total elimination of expenditure on certain items wherever possible without affecting efficiency.

43. The expenditure incurred on the Schools Committee's Head Office is charged to the General Municipal Fund and consequently it is not included in the details of the Income and Expenditure Account of the School Fund. Nevertheless, it is an expenditure incurred in the interests of Primary Education and it is, therefore, necessary that mention should be made of it in this report. In the year 1931-32, the expenditure incurred on the Schools Committee's Head Office came to Rs. 60,098-3-9 against Rs. 59,449-3-0 spent on the same item in the previous year.

44. Mention was made in paragraph 42 of the last year's Annual Report, of the heavy arrears of Grant in respect of Primary Education, due from the Government to the Municipality. Mention was also made there that a Suit was pending before the High Court of Bombay in that respect. The suit came up for hearing in March 1932 and the Municipality's claim was dismissed with costs. The Learned Judge in the course of his judgment made the following remark which is of some public interest:—

“The Plaintiffs seem to have a moral justification on their side in complaining of Government's conduct in taking advantage of a legal technicality in their favour to avoid an obligation they had deliberately undertaken in regard to the spread of primary education in the City of Bombay.”

Thus, while the Learned Judge admitted the moral justification of the claim preferred by the Municipality, he delivered judgment against the Municipality on certain technical grounds holding that the alleged agreement between the Municipality and the Government in the year 1919 as regards the grant to be paid by the Government in respect of primary education did not amount to a legal contract enforceable at Law.

45. The Grant received from Government during the year 1931-32 amounted to Rs. 7,85,000. The grant is provisional only and subject to adjustment. The rough calculation as detailed in G. R. No. 628, E.D., dated the 7th March 1932, is as under:—

The Grant received from Government during the year 1931-32 was as follows:—

	Rs.
(a) Grant received for 1931-32 for the extra expenditure on a voluntary basis	6,25,000
(b) Provisional Grant received for the year 1931-32 for the extra expenditure on Primary Education	2,07,378
Total ..	8,32,378
(c) Deduct 5 per cent. cut on the amount as per Government Memorandum, Education Department, No. 4063-F of 22nd December 1930	41,618
Net amount payable by Government to the Municipality ..	7,90,760

In addition to the above amount, the Government also paid to the Municipality a grant of Rs. 9,184 on account of the expenditure incurred on the five Anglo-Vernacular Schools maintained by the Committee.

Thus the total amount of grant received from Government in the year under report, including the grant on the Anglo-Vernacular Schools, came to Rs. 7,94,184. The corresponding figures for the years 1930-31 and 1929-30 were Rs. 8,15,267 and Rs. 8,10,418 respectively.

46. The total number of pupils on rolls in Municipal Schools on 31st March 1932 was 61,196. The total expenditure incurred by the Schools Committee from the School Fund during the year 1931-32 was Rs. 31,59,991-10-2. Subtracting from this the expenditure* on Grants-in-Aid, Public Libraries and other Items, which do not form part of the direct expenditure on Municipal school children, we get Rs. 29,57,832-11-5 as the net expenditure on Municipal school children. Dividing the figure by the total number of children on 31st March 1932, we obtain Rs. 48.3 as the figure of expenditure per head of pupil in the year 1931-32 which is the lowest since 1920-21. The average expenditure per pupil in the year 1930-31 was Rs. 50.9.

Average expenditure per pupil under the several heads.

47. It will not prove uninteresting to note how the figure of Rs. 48.3 was distributed under the main heads of expenditure. The following table will show the distribution :—

Head of Expenditure.	Expenditure.	No. of pupils.	Expenditure per pupil.
	Rs. a. p.		Rs.
1. Pay of Teachers	19,79,244 7 10	61,196	32.4
2. Pay of Servants	99,421 1 0	61,196	1.6
3. Rent and Repairs	4,48,980 13 9	61,196	7.3
4. Furniture	40,568 0 6	61,196	0.7
5. Superintendents and their Establishment	75,378 0 5	61,196	1.2
6. Medical Inspection	33,612 10 5	61,196	0.6
7. Census	21,502 4 9	61,196	0.3
8. Pension and Provident Fund	1,41,981 13 0	61,196	2.3
9. Contingencies and Miscellaneous	1,17,143 7 9	61,196	1.9
Total	29,57,832 11 5	61,196	48.3

If we also take into account the expenditure on the Schools Committee's Head Office, in calculating the expenditure per pupil, the above figure of Rs. 48.3 will have to be increased to Rs. 49.3 as the expenditure per pupil on the Committee's Head Office during the year under report was Re. 1-0-0. The average number of children on the rolls of all the schools was 57,352 and the cost per pupil calculated on this number works out at Rs. 51.7 per year.

* The following are the items which do not form part of the expenditure on Municipal School Children :—

	Rs. a. p.
Grant-in-Aid to Primary Schools	1,78,437 0 0
Superintendent, Aided Schools, and his Establishment	13,098 10 6
Free Reading Rooms and Libraries	10,623 4 3
Total	2,02,158 14 9

A Statement showing the expenditure per pupil incurred by the Committee under the various heads every year, from 1926-27 to 1931-32, is given below to facilitate comparison :—

Item of expenditure.	Year 1926-27. Total expenditure, Rs. 28,65,883. No. of pupils on Rolls on 31-3-1927—47,087 Cost per pupil Rs. 60.9.	Year 1927-28. Total expenditure, Rs. 28,05,149. No. of pupils on Rolls on 31-3-1928—50,249 Cost per pupil Rs. 55.7.	Year 1928-29. Total expenditure, Rs. 28,65,990. No. of pupils on Rolls on 31-3-1929—49,659 Cost per pupil Rs. 58.0.	Year 1929-30. Total expenditure, Rs. 28,16,125. No. of pupils on Rolls on 31-3-1930—51,710 Cost per pupil Rs. 54.5.	Year 1930-31. Total expenditure, Rs. 29,16,542. No. of pupils on Rolls on 31-3-1931—56,093 Cost per pupil Rs. 51.9.	Year 1931-32. Total expenditure, Rs. 29,57,832. No. of pupils on Rolls on 31-3-1932—61,196 Cost per pupil Rs. 49.3.	Average Annual cost per pupil during the table period from 1926-27 to 1931-32. Cost per pupil Rs. 55.0.
	Rs.	Rs.	Rs.	Rs.	Rs.	Rs.	Rs.
1. Pay of Teachers	35.3	35.3	37.5	35.1	33.4	32.4	34.8
2. Pay of Servants	1.6	1.6	1.7	1.7	1.7	1.6	1.7
3. Rent and Repairs	10.6	9.7	9.7	9.0	8.2	7.3	9.1
4. Furniture.. .. .	0.8	0.4	0.1	0.1	0.4	0.7	0.4
5. Superintendents and their Establishments.	1.4	1.4	1.4	1.4	1.3	1.2	1.3
6. Medical Inspection	0.6	0.6	0.7	0.6	0.7	0.6	0.6
7. Census	0.6	0.5	0.5	0.4	0.4	0.3	0.5
8. Pension and Provident Fund ..	5.8	2.8	2.6	2.7	2.3	2.3	3.1
9. Contingency and Miscellaneous.	3.2	2.5	2.7	2.3	2.5	1.9	2.5
	59.9	54.8	56.9	53.3	50.9	48.3	54.0
Schools Committee's Office	1.0	0.9	1.1	1.2	1.0	1.0	1.0
Total Rs. ..	60.9	55.7	58.0	54.5	51.9	49.3	55.0

48. The figures of expenditure per pupil varied in the Marathi, Gujarati and Urdu Schools. Expenditure per pupil in the Marathi, Gujarati and Urdu Schools. The following statistics will illustrate this fact :—

Schools.	Expenditure for 1931-32. (Annas and Pies excluded).	No. of pupils on Rolls on 31st March 1932.	Expenditure per pupil.
	Rs.		Rs.
Marathi and Tamil Schools ..	17,34,930	37,170	46.7
Gujarati Schools	6,34,696	11,903	53.3
Urdu Schools	5,88,207	12,123	48.5
Total Rs. ..	29,57,833	61,196	48.3

A further sub-division of the total expenditure per pupil on several items of expenditure is given below :—

Heads of Expenditure.	Cost per pupil.		
	Marathi Schools.	Gujarati Schools.	Urdu Schools.
	Rs.	Rs.	Rs.
Pay of Teachers	31.3	36.3	31.5
Pay of Servants	1.5	1.8	1.8
Rent and Repairs	7.0	8.1	7.5
Furniture	0.6	0.8	0.8
Superintendents and their Establishments	1.2	1.2	1.2
Medical Inspection	0.6	0.6	0.6
Census	0.3	0.3	0.3
Pension and Provident Fund ..	2.3	2.3	2.3
Contingencies and Miscellaneous ..	1.9	1.9	2.5
	46.7	53.3	48.5

The figures of expenditure per head of pupil on the three sides for the year 1930-31 were as follows :—

	Rs.
1. Marathi and Tamil Schools	48.2
2. Gujarati Schools	60.0
3. Urdu Schools	51.0
* *	*

CHAPTER VI—GENERAL.

49. The year under report was a year of steady progress throughout. A good many reforms in the direction of an efficient working of the department were considered and those introduced in the previous years were properly developed. It is proposed to give in the following paragraphs an account of the various activities and the work done by the Schools Committee.

50. The Boy Scout Movement in the Municipal Schools was vigorously continued during the year under report. Prof. V. G. Rao, B.A., LL.B. (Cantab.), Bar-at-Law, O.A., J.P., and Mr. A. B. Vaidya, B.A., LL.B., Solicitor, held the appointments of the District Commissioner and the Assistant District Commissioner respectively. The following were the figures of the number of Scouts, Cubs, Packs, etc., on the 31st March 1932 as compared with those on 31st March 1931 :—

	No. at the end of 1930-1931.	No. at the end of 1931-32.
Cub Packs	48	70
Cubs	1,043	1,671
Troops	44	54
Scouts	1,025	1,246
Scout and Cubmasters	92	124
Total No. of Scouts and Cubs	2,068	2,917
Total No. of Troops and Packs	92	124

It will be seen from the above figures that the number of Troops and Packs increased by 32 and the total number of Scouts and Cubs by 849. The increase in the numbers was due to the fact that new Troops and Packs were started by newly trained teachers who have been working in an honorary capacity. Some important items of the activities of the Scout Movement are given below :—

- (1) The Scout Day (1st October) was celebrated in almost all the schools.
- (2) An Exhibition on a small scale of the Handicraft articles prepared by the Scouts was held in the premises of the Gilder Tank Building on 3rd October 1931.
- (3) Annual Sports were held and Prizes were distributed to the winners in the final contest. The several Cups and Shields which were donated to the Scouts were given away as under :—
 1. Mr. Dwarkadas Tribhuvandas Cup to the Khetwadi A. V. School Champion Troop.
 2. Mr. J. B. Bomon-Behram Champion Cup to the Nagpada Urdu School Smartest Troop.
 3. Prof. V. G. Rao Cup to the Gilder Tank School Pack. Champion Pack.
 4. Sir Byramji Jeejeebhoy Cup to the Lord Harris Gujarati School. Smartest Pack.
 5. Lady Dorab Tata Cup to the winners of Tug-of-War. Foras Road Marathi School.
- (4) The Annual Rally was held on the 6th March 1932 under the Presidentship of Mr. H. K. Kirpalani, M.A., I.C.S., Municipal Commissioner for the City of Bombay.
- (5) The Municipal Scouts and Cubs gave Guards of Honour to H. E. Earl Willingdon on his arrival in India and to Mahatma Gandhi when the Corporation presented Addresses of Welcome to them. The Scouts also rendered help at the Ganpati Festival at Dharavi, at the time of the Basket Ball Tournament of the Y.M.C.A., and at different functions held under the auspices of the Schools Committee, e.g., the Exhibition of Handicrafts and Sewing articles, the Propaganda Meetings in the F and G Wards, the Annual Sports of the Municipal Schools, etc.
- (6) A Training Camp for about 55 teachers was held by the Scout Organiser in April 1931 for training new teachers in Scouting and 46 teachers came out successful.
- (7) A Class for training the Scout Masters in Lezim Play was conducted.
- (8) Patrol Leaders' Classes were organised at 5 different Centres and the Training Camp was held at Worli for 3 days.

The Scout Organiser delivered lectures to Cubmasters to instruct them in the details of Cubbing. A new feature of the year was the formation of a Working Committee consisting of the District Commissioner, the Assistant District Commissioner, three Members of the Schools Committee, the Secretary, Schools Committee, the Scout Organiser, 3 Headmasters of Municipal Schools and 9 Scoutmasters. The main object of this Committee is to find out ways and means to expand the movement whilst maintaining the present activities. A Meeting of the Headmasters of schools was convened to acquaint them with the principles of Scouting as it was found that some of them had not properly understood the utility of the Scout Movement. One of the Scoutmasters is appointed as a Bandmaster on a monthly allowance of Rs. 15 and the Class is held at 3 Centres. The Scout Libraries are located at three different centres to afford convenience to the Scoutmasters and Cubmasters. A few books were added to the Libraries during the year under report. Mass Drill was taught at 8 different Centres. With a view to increase the efficiency of the Scoutmasters, a Model Scout Troop, consisting of 70 Scoutmasters and Cubmasters was formed with the District Commissioner and the Assistant District Commissioner as Scoutmaster and Assistant Scoutmaster respectively. A large number of Troops and Packs went on excursions, full advantage being taken of the Schools Committee's buses. One hundred uniforms, costing Rs. 2-8-0 each, were supplied to poor Scouts and Cubs out of the Poor Scouts' Fund. The use of Home Savings Safes was made by a number of Troops and Packs with a view to encourage thrift among them and a good many accounts have been opened in the Central Bank of India in favour of the respective individuals.

The Committee appreciate the enthusiasm shown and the strenuous efforts made by the District Commissioner and the Assistant District Commissioner for the expansion of the Scout Movement in the Municipal Schools. Our thanks are also due to the Provincial Commissioner and the Provincial Secretary for their advice and kind support to our activities.

51. The Guide Movement showed an all-round progress in the Girls' Schools. All kinds of teachers such as headmistresses, their assistants and even special teachers for Sewing and Drill, took advantage of the Municipal Cadet Ranger Company Class which was conducted by the Girl Guide Organiser. In the beginning of the year, the class used to meet only once a week, but as about 46 mistresses came forward to receive training, the class was held twice a week for some months. Of the 46 teachers attending this Class, 30 have completed the Second class test and have started new Companies and Flocks in their schools. Some of them have also been attending the Y. W. C. A. Ranger Class. Of the remaining 16 teachers 14 have passed their Tenderfoot Test and are receiving further training. The most important event of the year was the Special Girl Guide Training Camp held by the Schools Committee at Chembur from the 22nd to 29th October 1931. In all 45 teachers received training through Marathi, Gujarati and Urdu and thus teachers from all sides were able to take advantage of this Camp. Miss Rustomji, the Provincial Trainer and Mrs. Malandkar, the Girl Guide Organiser, were in charge of the training. Mrs. Suffi C. Tyabji was Commandant of the Camp. Teachers were examined in this Camp in Tenderfoot and the Second Class tests and Guide and Blue Bird Training was imparted with a view to enable the teachers to qualify themselves as Captains and Wise Birds, etc. 51 teachers passed the Second Class test during the year under report. As a result of this additional supply of trained teachers, new Blue Bird Flocks were started in 20 schools and new Guide Companies in 6 schools. In Primary Schools, teaching upto the 4th Vernacular standard, it is very difficult to get a sufficient number of girls of the Guide-age to start a Guide Company. Blue Bird Flocks have, therefore, been started in such schools instead of Guide Companies. In schools teaching higher standards, Guide Companies have been started as well as Blue Bird Flocks, wherever possible.

There were thus in all 18 Guide Companies and 33 Blue Bird Flocks as against 11 and 13 respectively in the previous year. The total number of Blue Birds was 646 and that of Guides 473 as against 189 and 236 respectively in the previous year. In all 17 teachers who appeared for the Warrant Test for Captain and Wise Bird passed the test.

The Junior Red Cross Movement was started in 25 schools and Guides are allowed to take advantage of this movement. Junior Red Cross is now introduced in 25 Guide Companies and Blue Bird Flocks. Mrs. Malandkar's term of appointment as full time Organiser was extended for a further term of one year from 1st April 1932.

The Schools Committee's best thanks are due to the authorities of the Provincial Headquarters for the help rendered by them from time to time, in training our Guiders and by giving all necessary advice on every occasion. Our thanks are also due to Mrs. Shuffi C. Tyabji, the Municipal Girl Guide Commissioner, who at the sacrifice of her valuable time, has done so much for the expansion of the Guide Movement in the Municipal Schools.

52. During the year under report, Mr. A. A. Noorbhoy, Ag. Superintendent of Urdu Schools and Mr. D. K. Ghanekar, Assistant Superintendent of the Visual Instruction. Marathi Schools, were in charge of the Visual Instruction Department. They gave 64 and 56 lectures respectively. A new Cinema Projector (Kodascope) with all its accessories and 1,600 feet of substandard film, dealing mostly with Travel subjects were purchased. A new reel of film "The Earth and other Worlds" was also purchased. Some slides were also lent by the Government Deputy Educational Inspector for Visual Instruction. With this equipment, special efforts were made to give instruction in educational subjects chiefly Geography in an interesting manner.

53. The Rahimtulla Currimbhoy Urdu Training Institute which prepares Moslem lady students for the V. F. and the Junior and the Senior 1st Year Training Certificate Examinations, had a total number of 43 pupils distributed in three classes as follows :—

Vernacular Final Class	15
Junior First Year Class	18
Senior First Year Class	10
		43
	Total	43

Fifteen students appeared for the V. F. Examination out of whom 11 came out successful. In the Junior First Year Class, 16 passed out of 18 who appeared and 2 failed. The First Year Senior Class Examination was held by the Government Educational Department during April 1931; 8 students passed out of 9 lady teachers who appeared.

54. There was practically no addition to the centres at which instruction in Handicrafts was imparted except for a Class at the Walpakhadi Gujarati Boys' School for teaching Carpentry. Thus there were in all 22 Handicraft centres—18 in Boys' Schools and 4 in Girls' Schools. The teaching of Handicrafts mostly consists of Carpentry, Woodwork, Sloyd, Paper-folding, Paper and Card-board Modelling, Wire work, Cane work, Flower making, Fancy Paper work, Fret work, etc. Tailoring is being taught in the Naigaum Marathi Boys' School. A Class for teaching the art of Composing and Printing was maintained at the Foras Road Marathi School where a small Press has also been set up. The Class for Clock-repairing at the Girgaum Marathi School continued its work and now all the clocks of the schools, which are to be repaired, are repaired in this Class. There is an ever-increasing demand for the teaching of Handicrafts which is greatly appreciated by the people. The four Handicraft Centres in the Girls' Schools are progressing day by day. The Second Exhibition of the Handicraft and Sewing articles, prepared by boys and girls, was held in the month of November. It was kept open for 8 days and the sale proceeds of the articles amounted to Rs. 1,300. This fact is sufficient to prove the successful working of the Handicraft Classes.

Side by side with the teaching of Handicrafts in a general way, pupils are also prepared for the Government Examinations in Carpentry. A few pupils from the Matunga, Chinchpokli and Parel Schools were sent up for the first, second and third year examinations and the results were quite satisfactory.

55. With a view to re-organise the teaching of the various subjects of Handicrafts in the different schools, an exhaustive review of the teaching of Handicrafts from the very beginning upto the present day was made and the Committee considered various suggestions for re-organising the instruction and putting it on a sound basis in the most economical manner possible. Handicraft Classes were opened in the past in some schools, which taught only upto the 4th standard and knowledge of Handicrafts was imparted to the pupils of the 4th standard. It was, however, found by experience that most of the pupils who learnt Handicraft subjects in the 4th primary standard, left our schools and joined secondary schools. Thus the little knowledge they got in the 4th standard was of no practical use to them in their later stage of education.

It was therefore thought imperative to stop this waste at once and to concentrate attention on the teaching of handicrafts in full Primary Schools only. The teaching was to be on a wider scale and it was to be organised in such a way as would enable the pupils later to follow a trade and earn a living. The pupils of the full Primary Schools were expected to remain in a Primary School for a period of three years at least once they got into the 5th standard. The Committee therefore accepted a scheme under which teaching of the various subjects in handicrafts was to be confined only to the full Primary Schools but that the period of three years which was required to enable a pupil to appear at the V. F. Examination was to be extended to 4 years for the following reasons. The period of three years was quite necessary for the boys to complete only the course for the V. F. Examination. If the teaching of handicrafts was to be imparted systematically and in such a way as to enable the pupils to follow a trade it would certainly require more time to complete the V. F. course as well as to complete the course in handicrafts. Besides, it was decided to teach English in these standards. It has therefore been decided to extend the period of the V. F. course from three to four years. Subjects like Tailoring, Weaving, Sign-board Painting, Printing and Book-binding, Rubber Stamp Making, Engraving on wood and metal, Native accountancy, etc., will also be included in the new scheme, as funds permit. Accordingly, handicrafts teaching instead of being given in several schools, as done at present, will in future be imparted in upper Primary Schools which will be called "Central Schools" and which will prepare pupils for the V. F. Examination, with the addition of handicrafts and English. Such schools will, in the opinion of the Committee, be distinctly beneficial to the pupils. Steps are being taken now to convert the full Primary Schools into the Central type of Schools.

56. The Furniture Repairing Workshop did its usual useful work. The Furniture Store and the Repairing Workshop serve a double purpose. All old and damaged furniture is got repaired and re-supplied to schools. Besides, the workmen manufacture some articles of furniture required for schools such as benches, stools, tables, chairs, boxes, etc.

57. The Committee have appointed one Local Committee for each of the seven wards of the City consisting of local residents of both the sexes. All these Committees hold regular meetings almost every month at which suggestions from various members for the improvement of the Municipal and Aided Schools are discussed and forwarded to the Schools Committee, for consideration. One of the functions of these Committees is to try to increase the number of attending children in the schools in their respective wards. In this connection, it may be mentioned that the B. & E Ward Local Committees held meetings of the parents and guardians and carried on propaganda successfully with a view to increase the number of children in schools. An increase of 600 pupils took place in the B Ward Schools owing to the propaganda work done by the B Ward Local Committee. The Committee placed on record their appreciation of work done by all the Local Committees.

58. Two new Municipal-owned school buildings were constructed during the year under report, viz., the semi-permanent building at Bhawani Shankar Road, Dadar, and a building at Nalbundki Wadi, Mahim. The former was constructed at Municipal cost while the latter from the donation of rupees one lakh which the Corporation had received from the late Sir Currimbhoy Ibrahim for starting and maintaining a Primary School to be named the Rahimtools Currimbhoy School Building. In the former, some classes of the Dadar Kumbharwada Girls' School have been accommodated and in the latter the Mahim Urdu Boys' School. The Municipal Commissioner was requested to arrange for the construction of a small structure of two rooms at Annesley Road for a class to be opened there for the education of the children of the Municipal conservancy staff residing there. With a view to provide a suitable school building in the F & G Wards, the Committee are trying to select a suitable plot and when a plot is selected a representation will be made to the Corporation in the matter.

59. The First Year Training Class started by the Schools Committee for the training of untrained teachers in the year 1930 completed its second year of work this year, the course extending over two years. The Class was visited by Mr. S. R. Tawde, Principal, Training College for Men, Poona, at the request of the Schools Committee and valuable suggestions were made by him which were subsequently considered by the Committee. An Educational Week was celebrated by the students of the class in January 1932 when model lessons, lectures, etc., were given. An Exhibition of Charts, pictures, models, etc., was also held at the time. The two years'

course of the Training Class ended in April 1932 and the regular certificate examination was held by the Government Assistant Deputy Educational Inspector, Bombay, in April 1932. Out of 27 students who appeared for the Certificate Examination, 19 came out successful.

60. The Annual Sports for the year 1931-32 took place in December 1931 in which boys and girls from all sides took part. The Prize Distribution Ceremony was held in March 1932. Prizes to the extent of about Rs. 1,000 were distributed to the winners.

61. Our Free Reading Rooms and Libraries are fairly popular. There were three Libraries for the Municipal Teachers of the three sides and eight Free Reading Rooms and Libraries for the public including (1) the Haji Ismail Yusuf Khatri Free Reading Room and Library and (2) the Free Reading Room and Library for Ladies which has a Circulating Library for Muslim Ladies attached to it.

62. The experiment of imparting only three hours' instruction in the Infant Classes which was begun in 1930-31, was further continued during the year under report in all Schools except the Urdu Girls' Schools. The experiment is fairly successful and it has been found that education in the three 'R's in the Infant Classes can be finished in one session of three hours every day. The Infant Classes were therefore held from 10-30 A.M. to 1-30 P.M. only and the teachers thus relieved in the afternoon were either sent to the classes specially started for them in Drawing, Drill, Music, Handwork, etc., or were asked to take another Infant Class which was called in the afternoon. The principle of only three hours' instruction in the Infant Classes has now been confirmed and excepting in some Urdu Boys' Schools, and in the Urdu Girls' Schools, the Infant Classes were all held for three hours only.

63. Mention has been made in the last year's report of the Committee's intention to make a beginning of the experiment of holding the Infant Classes by shifts of three hours each. The experiment of giving only three hours' instruction in the Infants' Classes had fairly proved successful and the Committee made up its mind to hold the Infants' Classes by Shift—meaning thereby that one Infant Class was to be held in the forenoon hours and another in the afternoon hours. Under this system, one teacher was asked to take two shifts of three hours' each. The Head Masters of the Schools and the Assistants who had to teach double classes were paid an extra remuneration of Rs. 10 per mensem for the extra pressure of work they had to bear. No extra remuneration was paid to teachers of the Marathi Girls' Schools as the Shift Classes met for five hours in all. The experiment was tried in a good number of schools in the latter half of the year. It is too early to say anything definitely about its success as the period during which classes by shifts were held was a very short one. If the system proved successful, the Committee anticipate large savings in the rent of class rooms, furniture and salaries of teachers, partially counter-balanced by a little extra remuneration that will have to be paid to the teachers. It has been now decided to try the system in the year 1932-33 in almost all the schools as a compulsory measure.

64. In order to improve the qualifications of the Non. V. F. and unqualified lady teachers A Class for Non. V. F. of the Department who entered the Department, a number of years ago, when trained and qualified lady teachers were not available, the Committee resolved to open a class for training them and giving them the necessary coaching. A class for the Marathi side lady teachers was actually opened at two centres and worked for about four months during the year under report. After a coaching for two terms, they will be examined departmentally. A private class for those lady teachers in Urdu Schools who desired to appear at the V. F. Examination was also conducted under the guidance of Mrs. Fatma Begam, the Assistant Lady Superintendent, Urdu Schools in Temker Street Urdu Girls' School.

65. As the Infant Class teachers were free in the afternoon, owing to the system of imparting only three hours' instruction for the Infant Classes in most of the schools, they were engaged in special classes arranged for them in the afternoon, for giving them training in such subjects as Drill, Drawing, Carpentry and Handwork, Music, etc. On the Gujarati side, two classes were arranged for Drill and Drawing for male and female teachers. On the Marathi side, 58 male teachers were trained in two

special subjects—Drawing and Handwork—for which, classes were arranged at three different centres. On the Marathi Girls' side, classes in Music, Drawing and Handwork and Drill were arranged. All these were however stopped from February onwards when the Shift System was introduced for the Infant classes and when the teachers were required to teach two Infant classes, one in the morning and the other in the afternoon. The knowledge, which the teachers got, in these special classes will enable them to teach these subjects in their respective classes. A class was also run for the benefit of non-V. F. Teachers in the Municipal and Aided Schools, with a view to help them to prepare for the V. F. Examination. The class was conducted under the Supervision of Mr. Mohamad Umar, Deputy Superintendent, Urdu Schools and the teaching at the class was done by honorary workers from the Staff of the Municipal Schools. The Committee paid the contingent expenses of the class.

66. A revised curriculum of studies was for a long time under the consideration of the Revised Curriculum Committee. The Sub-Committee which was appointed to scrutinise studies. the revised curriculum approved of the same tentatively with some modifications and the Committee decided to introduce the same as an experimental measure in all their schools, during the year under report. At a further meeting of the Sub-Committee the representatives of the Teachers' Associations and those of Aided Schools were invited to discuss the various difficulties experienced by them in adopting the revised curriculum and in the light of the suggestions made at the meeting, the revised curriculum will be shortly re-considered and the curriculum as it may be finally settled will then be submitted to the Corporation and Government for their approval.

67. A gift of a building, on Sun Mill Road, known as 'Manaji Hall' for opening a Municipal School had already been accepted by the Schools Committee and the Corporation. After the necessary alterations had been carried out in the building, a Municipal School by name Manaji Rajuji School was opened on 12th December 1931. A donation of Rs. 500 from the residents of the Girgaum locality which was offered to commemorate the services of Bai Kharshedbai Byramji Wadia, the retired Head Mistress of the Girgaum Gujarati Girls' School, was also accepted, by the Committee and the Corporation, on condition that suitable prizes out of the amount of interest accruing on the Trust Fund will be distributed to girls in the name of the retired Head Mistress. Mr. Narayanrao A. Topiwale, the well-known citizen of Bombay, handed over to the Committee, a large stock of 500 slates, 500 pencils, 500 foot-rules, and exercise books, etc., for free distribution to poor children. Some amounts from Muslim ladies and gentlemen to the extent of Rs. 860 for scholarships to be paid to girls studying in the Urdu Girls' Schools were also received.

68. In order to coach the teachers and the pupils in the Urdu Schools, in what is called the Phonetic method of teaching the Urdu Alphabet, the Committee appointed one Mr. M. U. Nazim, for a period of six months. Mr. Nazim visited almost all the Urdu Boys' Schools, and instructed the teachers in the Phonetic method. The advantages of this method are that alphabets and words can be taught to the pupils of the Infant classes in a short time and consequently the Infant class pupils can finish their course earlier than at present.

69. The Schools Committee had resolved to start a Credit Co-operative Bank for their employees and the Bye-laws of the Bank had already been submitted to the Registrar of the Credit Co-operative Societies. The Bye-laws have now been finally approved by the Registrar and steps are being taken to start the Bank very soon.

* * * * *

VII. THE STAFF.

70. There were no changes in the staff of the Superintendents of the Marathi, Gujarati and Urdu Departments except the transfer of Mr. G. M. Vaidya, M.A., S.T.C., Assistant Superintendent, Municipal Marathi Schools, to the post of Assistant Superintendent of Aided Schools and of Mr. D. K. Ghanekar, B.A., L.T., Assistant Superintendent of the Aided Schools, to the post of Assistant Superintendent, Marathi Schools. Mr. A. R. Bhaiji, B.A., the Superintendent of the Urdu Schools, retired from 1st April 1931, having completed 55 years of age; Mr. A. A. Noorbhoy, B.A., continued to act as Superintendent, Urdu Schools and Mr. Mohamad Umar, M.A., as Deputy Superintendent of the Urdu Schools, consequent on the retirement of Mr. A. R. Bhaiji.

Dr. V. J. Gidhchapwala, the Medical Inspector, retired in the month of August 1931 having completed 55 years of age. The post of Dr. Gidhchapwala was kept vacant due to the re-organisation of the Medical Inspection Department. The whole Medical Inspection

Department was placed under Dr. Miss Goolbai, the senior-most Officer of the Medical Inspection staff.

71. During the year under report, the Committee's representation to the Corporation to locate all their Offices at the Gilder Tank Market Building was attended to and it was decided to hand over the Gilder Tank Market Building to the Schools Committee. The centralisation of all offices in one building is calculated to increase efficiency of work besides causing a reduction in the establishment charges. The Committee further decided to locate all the offices in the new Building from 1st April 1932.

The following table gives the number of visits paid by the Superintendents and their Inspection and Supervision staff to the schools under their charge :—

Serial No.	Name of Officer.	Designation.	No. of visits paid.	REMARKS.
1	Mr. N. G. Limaye, B.A., L.T.	Supdt., Marathi Schools.	304	
2	Mr. G. M. Vaidya, M.A., S.T.C.	Asstt. Supdt., Marathi Schools.	171	Transferred as Asstt. Supdt., Aided Schools, from 22nd September 1931.
3	Mr. D. K. Ghanekar, B.A., L.T.	Do.	95	Transferred from the Aided Schools Deptt. Was on leave from 5th October 1931 to 4th November 1931 and again from 10th February 1932 to 13th February 1932.
4	Mr. S. B. Pendurkar.	Supervisor, Marathi Schools.	220	Was on leave from 20th April 1931 to 31st July 1931.
5	Mr. L. G. Girme ..	Do.	405	
6	Mr. N. G. Sambhus ..	Do.	381	Was on leave from 17th August 1931 to 12th September 1931.
7	Mrs. Shantabai Kash- alkar, B.A.	Asstt. Lady Supdt., Marathi Schools.	310	
8	Miss Pachuben Khote, B.A.	Supervisor, Marathi Schools.	279	
9	Mr. H. G. Anjaria, M.A., LL.B.	Supdt., Gujarati Schools.	346	Was in charge of Gujarati Girls' Schools from 29th June 1931 to 7th October 1931 and from 10th February 1932 during the period Miss Dallas was on leave.
10	Mr. Naranlal M. Bhatt.	Supervisor, Gujarati Schools.	319	
11	Miss S. Dallas, M.A.	Asstt. Lady Supdt., Gujarati Schools.	148	Was on leave from 29th June 1931 to 7th October 1931 and again from 10th February 1932.
12	Mr. A. Noorbhoy, B.A.	Acting Supdt., Urdu Schools.	350	Acted as Supdt., Urdu Schools, from 6th October 1930 and appointed as Acting Supdt. from 1st April 1931 on the retirement of Mr. A. R. Bhaiji.
13	Mr. Mohmed Umar, M.A.	Acting Deputy Supdt., Urdu Schools.	512	Was appointed as Acting Deputy Supdt. from 7th October 1930 and appointed as Deputy Supdt. from 1st April 1931 in place of Mr. A. A. Noorbhoy.
14	Mrs. Fatma Begam ..	Asstt. Lady Supdt., Urdu Schools.	408	Was on leave from 10th August 1931 to 10th October 1931.

Serial number	Name of Officer.	Designation.	No. of visits paid.	REMARKS.
15	Mr. C. L. Bakshi, B.A., L.T.	Supdt., Aided Schools.	229	Was on leave from 24th April 1931 to 16th June 1931.
16	Mr. D. K. Ghanekar, B.A., L.T.	Asstt. Supdt., Aided Schools.	65	Was on leave from 2nd July 1931 to 31st July 1931 ; transferred as Asstt. Supdt., Marathi Schools, from 22nd September 1931.
17	Mr. G. M. Vaidya, M.A., S.T.C.	Asstt. Supdt., Aided Schools.	133	Transferred from Marathi Schools Deptt. from 22nd September 1931.
18	Mr. Noor Mohmed Shaikh Munir.	Acting Supervisor, Aided Schools.	501	Was appointed to act as Supervisor, Aided Schools, from 15th December 1930.
19	Mr. V. S. Joshi	Teacher in charge of Handicraft Classes and the Store.	478	

72. The total number of ordinary teachers increased from 1,891 to 2,110 (2,094 full-time and 16 half-time) during the year under report. This was due to an increase of pupils on rolls of all the schools by about 5,000. It should not be supposed that all these 203 extra teachers were appointed at one and the same time and for the whole of the year. Extra teachers were taken up only as a temporary measure as necessity arose for them and they were taken up mostly from July or August 1931 and most of them were relieved by the end of the official year 1931-32 after the annual examinations were over. According to the recommendations of the Retrenchment & Reforms Committee of the Corporation the Committee are allowed to maintain a staff of *permanent* teachers at the rate of one teacher for 30 pupils on rolls and in addition to this number, a floating staff equal to ten per cent. of the permanent staff. It will therefore be seen that the total strength of permanent teachers for 61,000 children was 1,833 and the remaining teachers were either Probationers or temporary.

The following table gives the number of teachers as on 31st March 1932, maintained for the different sides :—

Statement showing the number of Teachers actually working in the Department on 31st March 1932.

Side	Total No. of posts of Teachers on 31-3-1932.					Total No. of Teachers actually working on 31-3-1932.				
	Permanent.	Temporary, Provisional or Probationary.		Vacant due to deaths, resignation, retirement or forfeiture.	Total.	Permanent.	Temporary, Provisional or Probationary.	On vacant posts.	Total.	
		Full-Timer.	Half-Timer.							
Marathi Boys' Schools	718	128	..	25	871	718	128	25	871	
Marathi Girls' Schools	271	71	..	16	358	271	71	16	358	
Gujarati Boys' Schools & Classes. .	198	22	6	40	260 + 6 half-timers.	198	22 + 6 half-timers.	40	260 + 6 half-timers.	
Gujarati Girls' Schools	117	8	10	19	144 + 10 half-timers.	117	8 + 10 half-timers.	19	144 + 10 half-timers.	
Urdu Boys' Schools	229	15	..	51	295	229	15	51	295	
Urdu Girls' Schools	93	31	..	26	150	93	31	26	150	
Tamil Schools	7	9	16	7	9	..	16	
					2,094 + 16 half-timers.	1,833			2,094 + 16 half-timers. = 2,110 teachers.	

In addition to these, a Relieving staff of teachers to work in leave vacancies was appointed for some time during the year under report not exceeding 10 per cent. of the total number of teachers on each side.

Percentage of Trained Teachers in the Department—

In the Marathi Boys' Schools	45.2
" " Girls'	" " " "	55.8
" Gujarati Boys'	" " " "	52.2
" " Girls'	" " " "	73.3
" Urdu Boys'	" " " "	52.5
" " Girls'	" " " "	18.0
In all the schools taken together	49.5

Number of Teachers on 31st March 1932.

Side.	Trained.			Untrained.			Total.		
	Males.	Females.	Total.	Males.	Females.	Total.	Males.	Females.	Total.
Marathi	394	200	594	477	158	635	871	358	1,229
Gujarati	139	113	252	127	41	168	266	154	420
Urdu	155	27	182	140	123	263	295	150	445
Tamil	13	3	16	13	3	16
Total	688	340	1,028	757	325	1,082	1,445	665	2,110

Classification of Teachers as they stood on 31st March 1932, according to their qualifications.

Qualifications.	Marathi Schools.		Gujarati Schools.		Urdu Schools.		Tamil Schools.		Total.	
	Males.	Females.	Males.	Females.	Males.	Females.	Males.	Females.	Males.	Females.
3rd Year Trained	99	94	54	64	38	191	168
2nd " "	152	53	40	14	43	1	235	68
1st " "	143	53	45	35	74	26	262	114
Total Trained	394	200	139	113	155	27	688	340
Qualified (Including Qualified and Vernacular Finals)	105	40	30	..	37	12	172	52
Vernacular Finals	336	71	60	13	41	28	437	112
Non-Vernacular Finals	11	35	22	28	49	88	82	146
Other Tamil, Untrained, etc.	18	8	18	8
Total Untrained	452	146	112	41	127	123	18	8	704	318
Graduates	4	..	15	..	13	4	..
Matrics	7	35	..
Other English Qualified	14	12	14	12
Total English Qualified	25	12	15	..	13	63	12
GRAND TOTAL	871	358	266	154	295	150	18	8	1,445	665

73. The number of Special Teachers and their classification is given in the following table :—

Subject.	Marathi and Tamil Schools.		Gujarati Schools.		Urdu Schools.		Total.	
	Boys.	Girls.	Boys.	Girls.	Boys.	Girls.	Boys.	Girls.
Drawing and Manual Training or Handicraft	9	4†	3*	3‡	7	2	24	10
Drill and Scouting or Guiding	9	4	6	3	6	3	21	10
Music	3‡	8	2	5‡	5‡	13‡
Telegu, Music	1	1	..
Sewing and Knitting	18	1	7	..	9‡	1	34‡
Koran Teaching	1	1	..	4‡	1	5‡
Hindi	1†	1	..
Weaving	(Half-time er)	..	1	..	1	..
Montesorie	1	..	1	2
Telegu	1	1	..
English Teachers	7	2*	6	1	..	3	13
Total	24‡	42‡	20	27	14‡	19	59‡	88‡
							Grand Total	148

* One post is vacant.

† He also works part-time in Gujarati School.

74. The total number of peons, hamals, call-peons, etc., employed in the Schools was 377, on 31st March 1932.

The total staff under the Schools Committee, on 31st March 1932, was therefore as follows :—

	No. of persons.
The Secretary	1
Office Superintendent and the Superintendent of Accounts ..	2
The Superintending Staff	16
The Teacher in charge of Handicraft Classes and Stores ..	1
The Medical Inspection Staff	4
The Dental Officer	1
The Junior Census Officer	1
The Scout Organiser	1
The Girl Guide Organiser	1
Headmaster, R. C. Training Institute and Assistants ..	3
Lady Librarian of the Ladies' Library	1
Haji Ismail Haji Yusuf Khatri Library Staff	1
Staff of the Furniture Store	2
Clerical staff of the Secretary's Office	26
Peons of the Secretary's Office	9
Clerical staff of the Office of the Superintendents, Medical Inspectors, Census Department, etc... .. .	31
Peons	34
The staff in schools (Ordinary)	2,110
" " (Special)	148
Peons, Hamals, Call-boys, Custodians, Malis, etc.	377
Grand Total	<u>2,770</u>

75. There were 18 cases of deaths of school teachers and menials and they were due mostly to fevers, pneumonia and other diseases. 13 teachers retired during the year. Most of the teachers who were dead or retired had put in a long and faithful service and some of them had risen to be heads of schools.

In conclusion, it would not be out of place to mention the valuable work done by the Committee's Office staff, the Superintending and Medical Inspection staff, the Census Office, the Supervisor of Drawing and Handicrafts, the Scout and Guide Organisers, the Dental Officers and the teachers both ordinary and special. The Committee appreciate very much the co-operation of the Executive in matters of administration which were brought before them from time to time.

THE SCHOOLS COMMITTEE'S OFFICE,
Bombay, 19th August 1932.

R. V. PARULEKAR,
Secretary, Schools Committee.

APPENDIX—A.

Statement of Income and Expenditure of the "School Fund" for the year 1931-1932.

RECEIPTS.		EXPENDITURE.	
	Rs. a. p.		Rs. a. p.
1. Balance on 1st April 1931	1,45,528 10 6		
<i>Less</i> —Amount sent to the Municipal Commissioner, as per Corporation Resolution No. 7868 of 28th November 1929.	953 10 6		
	1,44,575 0 0		
2. Fees from Municipal Schools	17,097 12 0		
3. Contribution from General Municipal Fund	30,00,000 0 0		
4. Government Grant-in-Aid towards Buildings		
5. Interest on Trust and Endowment Funds and Deposits	6,913 6 6		
6. Miscellaneous Receipts	2,531 11 3		
7. Pension Fund Subscription from the Employees	9,585 0 0		
	Total Rs. .. 31,60,702 13 9		
		<i>A.—Schools.</i>	Rs. a. p.
		1. Headmasters and Teachers	10,79,244 7 10
		2. Servants	99,421 1 0
		3. Rent of School Premises	4,28,576 3 0
		4. Class Books	2,627 6 9
		5. School Furniture	40,568 0 6
		6. Prizes
		7. CONTINGENCIES AND MISCELLANEOUS—	Rs. a. p.
		A.—Scholarships in Schools	5,611 11 0
		B.—Visual Instruction	1,916 0 0
		C.—Boy Scout and Girl Guide Movement	9,515 3 6
		D.—Municipal Sports Week	1,200 0 0
		E.—Miscellaneous Accounts	87,610 0 9
			1,05,852 15 3
		8. Stipends to teachers under training	4,445 1 0
		9. Superintendents and their Establishment	75,378 0 5
		10. Grant-in-Aid to Primary Schools	1,78,437 0 0
		11. Teachers' Library and Museum	4,218 0 9
		12. Medical Inspection	33,612 10 5
		13. Superintendent, Aided Schools and Establishment	13,098 10 6
		14. Census Establishment	21,502 4 9
		15. Free Reading Rooms and Libraries—	Rs. a. p.
		A.—Public Reading Rooms	6,865 0 3
		B.—Library for Ladies	3,758 4 0
			10,623 4 3
		16. Pension, Gratuity and Compassionate Allowance	36,835 4 0
		17. Municipal Contribution towards Provident Fund	1,05,146 9 0
			Total Rs. .. 31,60,702 13 9
		<i>B.—Buildings.</i>	
		1. Repairs to Municipal School Buildings	10,100 9 3
		2. Petty additions to Municipal School Buildings	10,304 1 6
		Balance on 31st March 1932	20,711 3 7

317

S. M. PALEKAR,
Superintendent of Accounts.

R. V. PARULEKAR,
Secretary, Schools Committee.

APPENDIX—B.

Balance Sheet of the "School Fund" for the year 1931-1932.

ASSETS.			LIABILITIES.		
	Rs.	Rs. a. p.	Rs. p. a.		Rs. a. p.
Imperial Bank of India, Government, etc., Paper Deposit Account—				Deposit Account	9,087 14 3
I. Trust Fund Investment Securities—				Unclaimed Wages Deposit Account	2,957 0 0
3½ per cent. Government Loan (1842-43)	37,300			Donation re: Scholarships to Urdu Girls	440 0 0
3½ per cent. Government Loan (1954-55)	3,200			Harkisondas Brijlal Prize Fund—	
3½ per cent. Government Loan (1900-01)	13,000			Principal	600 0 0
3½ per cent. Government Loan (1865)	1,000			Interest	23 8 0
3 per cent. Government Loan (1879)	1,000			Dr. Blaney Prize Fund—	
5 per cent. Indian War Loan (1929-47)	2,900	55,500 0 0		Principal	1,300 0 0
5 per cent. Tax Free Loan (1945-55)	22,300			Interest	86 12 0
		25,200 0 0		Madhavdas Raghunathdas Prize Fund—	
6 per cent. 10 years' Bonds (1932)		12,200 0 0		Principal	500 0 0
6½ per cent. Bombay Development Loan (1935)		900 0 0		Interest	17 8 0
4 per cent. Bombay Municipal 24½ Lacs Loan (1943)	1,000			Jivcore Lalubhai Scholarship and Prize Fund—	
4 per cent. Bombay Municipal 70 Lacs Loan (1974)	29,000			Principal	3,000 0 0
6 per cent. Bombay Municipal 180 Lacs Loan (1954)		30,000 0 0		Interest	110 0 0
4 per cent. Port Trust Bonds		35,000 0 0		Bachubai S. Bengali Prize Fund—	
1 Share of the Ahmedabad Commercial Mills Co., Ltd.		1,000 0 0		Principal	1,200 0 0
		1,86,300 0 0	1,86,300 0 0	Interest	51 14 0
				Lady Hardinge Prize Fund—	
2. Securities from Contractors—				Principal	1,600 0 0
6½ per cent. B.D.D. Loan (1935)		1,000 0 0	1,000 0 0	Interest	83 12 0
3. Surplus Cash Investment Securities—				R. S. Taki Scholarship and Prize Fund—	
3½ per cent. Government Loan (1900-01)	5,000			Principal	1,100 0 0
3½ per cent. Government Loan (1842-43)	6,200	11,200 0 0	10,801 0 0	Interest	56 4 0
		1,98,500 0 0	1,98,101 0 0	War Loan Prize Fund—	
At Face value			at Cost.	Principal	3,800 0 0
				Interest	198 4 0
Chief Accountant, Bombay Municipality (Deposits: Provident Fund Investment)			14,08,156 8 11	Ramabhai Laldas Prabhudas Scholarship and Endowment Fund—	
				Principal	10,000 0 0
				Interest	150 0 0
				Parmanand Raja Endowment Fund	10,150 0 0
				Vallibhai Vallabhadas Endowment Fund	13,800 0 0
				Nagaridas Raghunathdas Scholarship and Endowment Fund—	29,000 0 0
				Principal	23,000 0 0
				Interest	150 0 0
				Navabhai Raghunathdas Scholarship Fund—	23,150 0 0
				Principal	2,800 0 0
				Interest	189 5 7
				Madhavrao Bokde Free School Endowment Fund	2,989 5 7
					27,500 0 0

Advances—

	Rs. a. p.	Rs. a. p.
(a) To Officials—		
Superintendent Marathi Schools	65 0 0	
„ Gujarati Schools	40 0 0	
„ Urdu Schools	40 0 0	
„ Aided Schools	40 0 0	
Deputy Superintendent Urdu Schools (for Cinemas)	20 0 0	
Special Attendance Officer	30 0 0	
Headmaster, B. C. Training Institute	25 0 0	
Supervisor, Drawing and Handicrafts	15 0 0	
Lady Librarian	10 0 0	
Headmaster, Forsa Road Marathi School (for Manual Training Class)	20 0 0	
Scout Organiser	10 0 0	
Girl Guide Organiser	10 0 0	
Headmaster, Teachers' Training Class	10 0 0	
Headmaster, Nalgaum Road Marathi School for Tailoring Class	10 0 0	
Medical Inspector	15 0 0	
(b) Advances to Head Teachers—		360 0 0
Marathi Schools	1,670 8 0	
Gujarati Schools	688 0 0	
Urdu Schools	845 8 0	
		3,204 0 0
Bank and Cash Balances—		3,564 0 0
Balance at Bank		23,413 4 8
In the Office Treasury		404 8 8
		23,817 12 11
Total Rs. ..	16,28,639 5 10	

S. M. PALEKAR,
Superintendent of Accounts.

	Rs. a. p.	Rs. a. p.	Rs. a. p.
N. G. Velinkar Scholarship and Prize Fund—			
Principal	1,100 0 0		
Interest	45 14 0		
Jairajbhai Peerbhai Girls School Trust Fund			1,145 14 0
Thakker Peraj Padamsi Lohana Kanyashala Prize and Endowment Fund—			2,300 0 0
Principal	8,000 0 0		
Interest	80 0 0		
Parvatibai Dwarakadas Prize Fund—			8,030 0 0
Principal	200 0 0		
Interest	12 0 0		
Golden Jubilee of the S. S. Bengali Girls' School Trust Fund—			212 0 0
Principal	5,000 0 0		
Interest	289 0 0		
Dwarakadas Tribhuvandas Garba Party Lahani Prize Fund—			5,239 0 0
Principal	2,500 0 0		
Interest	149 10 0		
Ratansi Mulji Scholarship and Endowment Fund—			2,649 10 0
Principal	10,000 0 0		
Interest	150 0 0		
Manakbai Ratansi Prize Fund—			10,150 0 0
Principal	1,000 0 0		
Interest	89 8 0		
Dwarakadas Tribhuvandas Prize Fund—			1,039 8 0
Principal	2,500 0 0		
Interest	149 10 0		
Bahlmtulla Currimbhoy Training Institute for Women Scholarship Fund—			2,649 10 0
Principal	18,000 0 0		
Interest	3,145 8 1		
Padmabai Qurane Sharif School Trust Fund			21,145 8 1
Jeshtaram Pramji Gujarati School Trust Fund			6,500 0 0
Bai Gulabai Haribhai Shah Prize Fund—			9,100 0 0
Principal	900 0 0		
Interest	98 12 11		
Cash Deposits from Contractors			996 12 11
Government Paper Deposit from Contractors			3,925 0 0
Provident Fund Account—			1,000 0 0
Contributory Provident Fund		14,21,531 5 5	
Non-Contributory Provident Fund		14,751 2 0	
		14,36,282 7 5	
Less—Advances to Subscribers	Rs. a. p.		
Insurance Premia out of Provident Fund	33,642 0 0		
	6,728 9 0		
		40,368 9 0	
Income Tax			13,95,913 14 5
Excess of Receipts over Expenditure to 31st March 1932			3,099 5 0
			20,711 8 7
Total Rs. ..		16,28,639 5 10	

R. V. PARULEKAR,
Secretary, Schools Committee.

APPENDIX—C.

The number of pupils in Municipal and Aided Schools according to their races was as under :—

Race.	1931-32.			1930-31.		
	Municipal.	Aided.	Total.	Municipal.	Aided.	Total.
Jews	297	579	876	301	569	870
Europeans and Eurasians	1	1	6	..	6
Portuguese and Indian Christians	644	399	1,043	572	447	1,019
Hindus	45,151	6,848	51,999	41,022	6,487	47,509
Mohomedans	12,122	6,313	18,435	11,630	6,192	17,822
Budhists	5	5
Parsis	268	4,195	4,463	261	3,953	4,214
Sikhs and Others	1,389	7	1,396	1,399	573	1,972
Jains	1,325	555	1,880	902	..	902
Total	61,196	18,897	80,093	56,093	19,226	74,319

THE SCHOOLS COMMITTEE'S OFFICE,
Bombay, 20th August 1932.

R. V. PARULEKAR,
Secretary, Schools Committee.

APPENDIX—D
THE PROGRESS OF PRIMARY EDUCATION IN BOMBAY.

A.—Under the Joint Schools Committee.

Year.	No. of Schools.	Increase or decrease as compared with previous year.	No. of pupils.	Increase or decrease as compared with previous year.	Expenditure on salaries of teachers and servants.	Expenditure on rent.	Total expenditure including miscellaneous expenditure.	Increase or decrease as compared with previous year.
					Rs.	Rs.	Rs.	Rs.
*1890-91	62	+	6,134	+	45,000	19,000	81,861	+
†1908-09	102	+ 40	10,314	+ 4,180	1,35,931 (Approximately).	58,422	1,54,888	+ 1,73,027

* Being the first year of the Joint Schools Committee.

† Being the last year of the Joint Schools Committee.

B.—Under the (Municipal) Schools Committee from year to year.

1910-11	127	+ 13	13,255	+ 1,896	1,74,839	62,207	3,30,890	+ 42,688
1911-12	142	+ 15	15,861	+ 2,606	1,84,249	76,580	3,38,263	+ 7,373
1912-13	160	+ 18	16,746	+ 885	2,00,922	86,002	3,78,088	+ 39,825
1913-14	174	+ 14	18,846	+ 2,100	2,31,086	1,02,751	4,37,816	+ 59,728
1914-15	179	+ 5	18,046	— 800	2,52,901	1,14,618	4,77,963	+ 40,147
1915-16	183	+ 4	21,669	+ 3,623	2,65,460	1,20,192	5,02,173	+ 24,210
1916-17	195	+ 12	23,987	+ 2,318	3,05,155	1,32,913	5,68,398	+ 66,225
1917-18	211	+ 16	28,377	+ 4,390	3,87,829	1,63,197	6,95,243	+ 1,26,845
1918-19	233	+ 22	26,832	— 1,545	4,77,007	1,96,796	8,53,437	+ 1,58,194
1919-20	250	+ 17	28,228	+ 1,396	8,63,026	2,15,809	12,87,211	+ 4,33,774
1920-21	273	+ 23	32,211	+ 3,983	11,01,110	2,37,086	15,91,298	+ 3,04,087
1921-22	298	+ 25	35,062	+ 2,851	12,97,036	2,72,465	19,63,573	+ 3,72,275
1922-23	334	+ 36	36,840	+ 1,778	14,92,310	3,56,536	22,23,892	+ 2,60,319
1923-24	333	— 1	39,987	+ 3,147	16,11,058	4,14,703	24,38,974	+ 2,15,082
1924-25	337	+ 4	37,816	— 2,171	16,08,063	4,08,386	23,46,550	— 92,424
1925-26	343	+ 6	43,063	+ 5,247	16,28,489	4,68,510	25,44,099	+ 1,97,549
1926-27	345	+ 2	47,087	+ 4,024	17,38,553	4,94,216	30,33,991	+ 4,89,892
1927-28	344	— 1	50,249	+ 3,162	18,55,332	4,77,955	29,50,599	— 83,391
1928-29	341	— 3	49,659	— 590	19,46,727	4,76,459	30,12,213	+ 61,614
1929-30	326	— 15	51,710	+ 2,051	19,01,154	4,54,323	29,68,294	— 43,919
1930-31	330	+ 4	56,093	+ 4,383	19,67,139	4,46,241	30,68,579	+ 1,00,285
1931-32	349	+ 19	61,196	+ 5,103	20,78,666	4,28,576	31,59,992	+ 91,413

THE SCHOOLS COMMITTEE'S OFFICE,
Bombay, 20th August 1932.

R. V. PARULEKAR,
Secretary, Schools Committee.

APPENDIX—E.

Table showing the grades of salaries of the employees under the Schools Committee, as in force on the 31st March 1932.

Kind of Employees.	Scale of Salaries.	REMARKS.
<i>Superintending Staff.</i>		
	Rs.	
Superintendents	300-20-400 +50 C.A.	Rs. 75 p.m. to those owning Motor Cars.
Medical Inspectors	270-10-380 +40 C.A.	
Asstt. Lady Superintendents	220-10-270 +50 C.A.	Rs. 75 p.m. to those owning Motor Cars.
Asstt. Superintendents	220-10-270 +30 C.A.	
Deputy Superintendents	180-10-220 +30 C.A.	
Asstt. Medical Inspectors	180-10-220 +30 C.A.	
Supervisors and Junior Census Officer ..	130-10-180 +20 C.A.	Lady Supervisor gets Rs. 30 p.m. C.A.
Asstt. Medical Inspector with qualifications lower than L.M.&S. or M.B.B.S.	95- 5-120 +30 C.A.	
Head Clerks	150- 5-190	
Clerks	60- 5-150 55- 4-115 -5-140	For new recruits.
<i>Teachers.</i>		
Graduates	100- 5-150	Grade abolished.
Graduates with S.T.C. Diploma	125- 5-175	Grade abolished.
3rd Year Trained, Drill, Drawing, Music and Matriculated English Lady Teachers.	70- 4-150 70- 3-130	For old employees. For new recruits appointed after 14th August 1930.
2nd Year Trained and Sewing Teachers and non-Matriculated English Lady Teachers.	60- 3-120	60-2-100-3-130 for new recruits. (Selection bar at 100).
1st Year Trained	55- 2-95	50-1-60-2-70.
Qualified	55-1½-85	Grade abolished.
Untrained .. { V. F. passed	40-1-65	35-1-55
{ Unpassed	30-1-45	30-1-40
<i>Lower Service.</i>		
Peons in Office	22-½-27	22-½-27
Peons and Hamals in Schools	20-1-27	20-1-27

N.B.—For all new recruits to be engaged from 14th August 1930, new grades are to be given. (Vide Corporation Resolution No. 3657 of 14th August 1930.)

THE SCHOOLS COMMITTEE'S OFFICE,
BOMBAY, 20th August 1932. }

R. V. PARULEKAR,
Secretary, Schools Committee.

Appendix F.

STATEMENT showing the New Schools opened during the last five years and their progress.

Name of School.	The year when it was opened and the number of pupils on roll at the end of that year and the succeeding years.				
	1927-28.	1928-29.	1929-30.	1930-31.	1931-32.
Love Grove Pumping Station Boys'	42	42	40	40	50
DeLisle Road Night	30	30	30	30	30
Golanji Hill Girls'	103	73	83	129	129
Lalbaug Girls'	79	80	95	150	105
Matunga Station Road Girls'	107	128	148	170	138
Lady Jamshedji Road Girls'				368	401
	Dadar Kumbharwada Girls' School was split into two schools in September 1930.				
Thakurdwar Branch in Zaoba's Cart				149	140
Kalachowki Marathi Girls'					102
Gumballa Hill Boys'					121
Love Lane Boys'					164
Manaji Rajuji Boys' Class					48
Girgaum Marathi Girls' Class					84
<i>Gujarati Schools.</i>					
Sion Class	22	18	21	36	62
Ghodapdeo Class			33	21	16
New Nagpada Class			24	35	21
Worli Class				20	19
Arthur Road Boys'					100
Umerkhady Boys'					84
Naigaum (B. D. D. Chawl) Class					32
Lower Mahim Class					61
<i>Urdu Schools.</i>					
Padmabai Koran Sharif Boys'	161	105	102	115	102
Antop Hill Class			22	25	31
Naigaum Class			40	86	112
Bhawanishankar Road Class			41	37	30
Ambewady Class				46	50
Wanjewady Class				88	136
Worli (B. D. D. Chawl) Class				55	63
Love Lane Class				15	52
Mount Road Class				70	91
Bhendi Bazar Class					10
Foras Road I. Trust Chawl Class					34
Carrol Road Urdu Class					54
Ohinchbunder Urdu Class					27
Dadar Ry. Station Urdu Class					33
Lalbaug Urdu Class					53
Dharavi Kalakilla Class					21
Chaupati Urdu Class					31
<i>Tamil and Malayalam.</i>					
Naigaum Tamil Class					21
Lady Hardinge Road Tamil Class					26
Worli Telgu Class					53

THE SCHOOLS COMMITTEE'S OFFICE,

Bombay, 6th September 1932.

R. V. PARULEKAR,

Secretary, Schools Committee.

SCHOOLS COMMITTEE'S ADMINISTRATION REPORT

FOR

1931-32.

Appendix G.—(1).

List of the Bombay Municipal Schools.

PRIMARY SCHOOLS IN BOMBAY

Annexed to Report

Serial No.	Description.	Name of the School.	Locality.	No. of Pupils on roll on 31st March 1932.			Average attendance.	No. of Teachers.		
				Boys.	Girls.	Total.		Males.	Females.	Total.

WARD

1	Marathi ..	Colaba Boys' School ..	Colaba Causeway ..	898	108	496	358	14	..	14
2	" ..	Colaba Night School ..	Do. ..	88	..	88	20	2	..	2
3	" ..	Fort Boys' School ..	Frere Road, Kumtha Street ..	189	98	227	178	9	..	9
4	" ..	Crawford Market Boys' School ..	Faltan Road, Sitaram Building ..	78	12	90	84	4	..	4
5	" ..	Lord Harris Boys' School ..	Municipal Building, near Gokuldas Tejpal Hospital, Carnao Road.	322	..	322	290	10	..	10
6	" ..	Lord Harris Girls' School ..	Do. do.	145	145	99	..	4	4
1	Gujarati ..	Fort Boys' School ..	Old Modikhana, Fort ..	67	38	100	69	4	..	4
2	" ..	Rambhabai Girls' School ..	Manordas Street, Fort ..	45	61	106	66	..	3	3
1	Urdu ..	Colaba Boys' School ..	Colaba Causeway ..	79	14	93	76	8	..	8
2	" ..	Fort School ..	Old Modikhana Road ..	51	51	102	67	2	3	5

WARD

1	Marathi ..	Madhavrao Rokde Boys' School	Municipal Building, Mandvi ..	804	..	804	242	9	..	9
2	" ..	Chinch Bunder Boys' School ..	Sherif Mansion, Sandhurst Road, Bombay No. 9.	211	30	241	177	7	..	7
3	" ..	Nutan Dongri Boys' School ..	Eastern Jail Road, opp. Noor Garden.	180	40	170	134	6	..	6
4	" ..	Dongri A. V. Boys' School ..	Municipal Bldg., near Baboola Tank.	366	..	366	293	14	..	14
5	" ..	Mandvi Girls' School ..	Municipal Building, Mandvi ..	2	109	111	77	..	4	4
6	" ..	Dongri Girls' School ..	Do. near Baboola Tank	174	174	132	..	6	6
1	Gujarati ..	Barbhai Moholla Boys' School.	Barbhai Moholla ..	54	8	62	48	2	..	2
2	" ..	Ehendl Bazar Boys' School ..	Ehendl Bazar ..	64	16	80	59	3	..	3
3	" ..	K. K. Master Mandvi Boys' School.	Kharek Bazar ..	201	..	201	120	7	..	7
4	" ..	Walpakhadi Boys' School ..	Mazagaon Road ..	135	66	201	153	7	..	7
5	" ..	Umerkhadi Boy's School ..	Umerkhadi 1st Lane ..	56	28	84	..	3	..	3
6	" ..	J. P. Girls' School ..	Sandhurst Road ..	72	32	104	73	..	3	3
7	" ..	Mandvi Girls' School ..	Near Carnac Bridge	95	95	60	..	3	3
8	" ..	Musjid Bunder Girls' School ..	Musjid Bunder Road ..	14	67	81	65	..	3	3
9	" ..	Nagdevi Girls' School ..	Nagdevi Street ..	17	134	151	116	..	5	5
10	" ..	Peraj Fadamsi Girls' School ..	Samuel Street	286	286	192	..	9	9
1	Urdu ..	Bengallpura Boys' School ..	Carnac Road ..	90	..	90	64	4	..	4
2	" ..	Imamwada Boys' School ..	Jail Road ..	147	..	147	119	7	..	7
3	" ..	Jafarbai Rahimtoola School ..	Sandhurst Road ..	157	..	157	111	7	..	7
4	" ..	Khoja Moholla Boys' School ..	Khoja Moholla, Tantanpura Street..	193	18	206	160	9	..	9
5	" ..	Kolsa Moholla Boys' School ..	Kolsa Moholla, Fydhowni Road ..	45	14	59	38	2	..	2
6	" ..	Nishanpada Boys' School ..	Nishanpada Road ..	59	49	108	79	2	1	3

WITH DETAILS—MUNICIPAL SCHOOLS.

for 1931-1932.

Annual Expenditure for the year 1931-32.					Average Expenditure per head.	Result of the IV Standard Certificate Examination.		
Teachers' salaries.	Pay of other servants.	Rent, if any.	Contingencies.	Total.		Appeared.	Passed.	Percentage of passed pupils.
A.								
Rs. a.	Rs. a.	Rs.	Rs. a.	Rs. a.	Rs. a.			
11,472 0	546 0	3,160	168 0	14,346 0	31 0	41	39	95%
468 13	92 0	560 13	17 0
7,692 0	294 0	1,440	112 0	9,538 0	42 0	9	9	100%
3,762 2	246 13	1,200	64 8	5,273 7	54 0	9
9,102 7	697 9	Municipal Building.	164 13	9,964 12	30 12	33	33	100%
4,907 0	284 0	Do.	75 0	5,266 0	38 0	12	5	42%
2,053 0	252 0	1,200	76 0	3,581 0	35 0	7	7	100%
2,061 0	247 0	1,080	57 0	3,445 0	32 0
2,862 0	NIL	680	123 0	3,645 0	39 0	NIL	NIL	NIL
4,716 0	324 0	78 0	5,118 0	76 0	6	6	100%
B.								
8,453 12	440 8	Municipal Building.	165 3	9,059 4	31 5	26	26	100%
4,053 3	2,040	157 10	6,276 13	26 0	29	21	95.5%
6,155 8	311 3	1,668	80 13	8,216 7	49 0
16,285 8	1,063 11	Municipal Building.	242 8	17,591 11	48 8	40	40	97
3,487 3	260 13	71 0	3,819 0	34 5	3	3	100%
5,918 0	279 9	96 10	6,294 3	37 0	13	11	92%
2,515 0	816	114 0	3,445 0	53 0
3,940 0	120 0	1,320	123 0	4,503 0	56 0
3,422 0	33 0	1,735	165 0	5,355 0	26 0
2,979 0	324 0	96	81 0	3,480 0	77 0	14
315 0	240	49 0	605 0	7 0
2,350 0	591 0	1,920	62 0	4,923 0	47 0	3	3	100%
2,195 0	304 0	59 6	2,559 0	26 0	1	100%
3,274 0	244 0	1,080	64 0	4,662 0	56 0	4	100%
2,899 0	267 0	2,000	67 0	5,233 0	34 0	5	100%
3,703 0	511 0	3,820	105 0	12,206 0	42 0	10	10	100%
4,756 0	120 0	4,877 0	54 0	5	5	100%
6,239 0	138 0	79 0	6,456 0	49 0	6	6	83%
6,846 0	320 0	32 6	7,243 0	48 0	6	6	100%
5,433 0	352 0	1,920	193 0	7,753 0	33 0	6	6	100%
1,776 0	1,054	104 0	2,934 0	5 0	2	100%
3,752 0	332 0	1,320	66 0	5,471 0	50 0

Serial No.	Description.	Name of the School.	Locality.	Number of Pupils on Roll on 31st March 1952.			Average attendance.	Number of teachers.		
				Boys.	Girls.	Total.		Males.	Females.	Total.
WARD										
7	Urdu Padmabai Boys' School	.. Chuckla Street ..	67	35	102	69	3	1	4
8	" Bangari Moholla Boys' School.	.. Sarang Street ..	90	..	90	66	4	..	4
9	" Bengallpura Girls' School	.. Carnac Road	88	88	55	..	3	3
10	" Chhatrri Sarang Girls' School	.. Chhatrri Sarang, Nishanpada Road.	..	136	136	93	..	4	4
11	" Khoja Moholla Girls' School	.. Khoja Moholla, Pydowni Road	8	99	107	70	..	3	3
12	" Kolsa Mohalla Girls' School	.. Kolsa Moholla, Pydowni Road	6	155	161	119	..	3	3
13	" Memonwada Girls' School	.. Sandhurst Road	213	213	168	..	3	3
14	" Bangari Moholla Girls' School.	.. Sarang Street	114	114	72	..	4	4
15	" Bhendy Bazar Class	.. Bhendy Bazar ..	20	5	31	23	1	..	1
16	" Chinch Bander Class	.. Noor Baugh ..	14	13	27	22	1	..	1
WARD										
1	Marathi Dhobitalao Boys' School	.. Naka of Queen's Road and Princess Street, Bombay No. 2.	75	29	104	70	3	..	3
2	" Kalbadevi Boys' School	.. Angre's Wada, Kalbadevi Road, Bombay No. 2.	174	..	174	130	6	..	6
3	" Naviwadi Boys' School	.. Dady Aglary Lane, Fanaswadi Naka, Bombay No. 2.	446	24	470	358	16	..	16
4	" Thakurdwar Boys' School	.. Near Thakurdwar Post Office, Girgaum Road, Bombay No. 2.	504	55	559	423	20	..	21
5	" Suttar Lane Boys' School	.. Suttar Lane, Khetwadi Street, Bombay No. 4.	149	26	175	132	5	..	5
6	" Nalbazar Boys' School	.. Near Crown Cinema, Bhana Baiji's, Bombay No. 4.	163	20	183	129	6	..	6
7	" Parmansand Raja Boys' School	.. 2nd Lane Durga Devi, Kumbharwada, Bombay No. 4.	209	1	210	156	8	..	8
8	" Kalbadevi Girls' School	.. Angre's Wada, Kalbadevi Road, Bombay No. 2.	..	91	91	61	..	3	3
9	" Naviwadi Girls' School..	.. Naviwadi, Fanaswadi, Bombay No. 2.	17	306	323	230	..	11	11
10	" Thakurdwar Girls' School	.. Near Thakurdwar Post Office, Girgaum Road, Bombay No. 2.	..	330	330	259	..	11	11
11	" Suttar Lane Girls' School	.. Suttar Lane, Khetwadi Street, Bombay No. 4.	13	155	168	117	..	4	4
12	" Durga Devi Girls' School	.. Opposite to Northbrook Garden, Durga Devi, Bombay No. 4.	15	195	210	144	..	6	6
13	" Durga Devi Night School	.. 191, Kumbharwada, Durga Devi, Bombay No. 4.	33	..	33	26	2	..	2
1	Gujarati Bhuleshwar A. V. School	.. Above Bhuleshwar Market ..	604	..	604	442	22	..	22
2	" Budhivardhak Boys' School	.. Kalbadevi Road ..	288	..	288	228	10	..	10
3	" C. P. Tank Boys' School	.. Thakurdwar Road ..	251	..	251	185	8	..	8
4	" Jestaram Premji A. V. School.	.. Durga Devi Street ..	188	..	188	145	7	..	7
5	" Kapad Bazar Boys' School	.. Shalkh Memon Street ..	281	..	281	192	9	..	9
6	" Lord Harri's Boys' School	.. Princess Street ..	358	..	358	281	13	..	13
7	" Nagardas R. Boys' School	.. Cavel, Gaiwadi ..	408	..	408	292	12	..	12
8	" Nalbazar Boys' School	.. Bhandari Street ..	306	..	306	235	11	..	11
9	" Princess Street Boys' School	.. Princess Street ..	65	8	73	54	2	..	2
10	" Kamathipura No. 1 Boys' School.	.. Kamathipura 3rd Lane ..	142	24	166	101	7	..	7
11	" Mazagaon Boys' School	.. Matharpakhadi ..	59	21	80	49	3	..	3
12	" Bhuleshwar Girls' School	.. Over Bhuleshwar Market	258	258	181	..	3	3
13	" Bhuleshwar L. P. Girls' School.	.. Bhuleshwar Street	147	147	83	..	3	3

Annual Expenditure for the year 1931-32.					Average Expenditure per head.	Result of the IV Standard Certificate Examination.		
Teachers' salaries.	Pay of other servants.	Rent, if any.	Contingencies.	Total.		Appeared.	Passed.	Percentage of passed pupils.
B—Contd.								
Rs. a.	Rs. a.	Rs. a.	Rs. a.	Rs. a.	Rs. a.			
3,378 0	240 0	480 0	72 0	4,170 0	41 0
2,860 0	1,200 0	125 0	4,184 0	46 0	3	3	100%
3,849 0	252 0	60 0	3,661 0	38 0
3,826 0	2,186 0	960 0	81 0	7,008 0	61 0
1,846 0	64 0	1,910 0	17 0
2,167 0	335 0	58 0	2,556 0	15 0
6,164 0	92 0	6,256 0	28 0	14	18	92%
1,704 0	240 0	1,200 0	64 0	3,208 0	28 0	1	1	100%
493 0	154 0	42 0	689 0	22 0
665 0	120 0	72 0	857 0	31 0
C.								
1,986 8	260 5	1,476 0	60 8	3,813 0	36 5
4,276 8	1,320 0	141 12	5,788 4	38 0	23	22	96%
12,902 5	518 2	3,725 0	154 4	17,389 11	36 0	46	46	100%
16,336 0	512 12	4,500 0	175 0	21,626 12	40 0	61	70	94%
4,700 4	306 0	1,740 0	72 12	6,819 0	43 0	33	32	96%
6,713 12	235 0	2,760 0	74 8	9,788 4	54 0	15	15	100%
6,674 0	270 0	1,950 0	81 8	8,935 8	42 5	10	10	100%
2,534 13	278 15	1,200 0	60 8	3,024 2	33 6	7	7	100%
10,847 9	578 9	4,200 0	117 0	15,802 11	48 15	40	30	75%
14,355 5	587 11	2,520 0	227 6	17,693 6	58 4	43	41	95%
3,765 12	203 9	1,336 0	67 0	5,965 5	36 0	10	10	100%
7,067 15	244 8	1,488 0	70 14	8,877 0	42 0	13	13	100%
528 0	88 0	616 0	18 0
24,988 0	954 0	183 0	26,131 0	43 0	66	59	89%
14,755 0	238 0	3,402 0	114 0	18,509 0	64 0	49	49	100..
9,529 0	279 0	3,072 0	90 0	13,970 0	51 0	44	42	95..
3,648 0	269 0	1,944 0	70 0	10,931 0	58 0	19	18	94..
12,072 0	243 0	2,300 0	65 0	15,180 0	54 0	45	43	100..
12,905 0	687 0	3,960 0	120 0	17,623 0	49 0	56	47	83%
12,588 0	276 0	3,240 0	140 0	16,239 0	39 0	51	48	94%
11,560 0	500 0	114 0	12,264 0	40 0	24	20	83%
2,454 0	708 0	113 0	3,275 0	44 0%
6,577 0	258 0	1,950 0	75 0	8,560 0	51 0	12	12	100%
2,556 0	740 0	101 0	3,397 0	42 0	2	2	10-%
12,251 0	564 0	109 0	12,915 0	50 0	27	25	96
2,491 0	272 0	1,530 0	79 0	4,402 0	29 0

Serial No.	Description.	Name of the School.	Locality.	No. of Pupils on roll on 31st March 1932.			Average attend- ance.	No. of Teachers.			
				Boys.	Girls.	Total.		Males.	Females.	Total.	
WARD											
14	Gujarati ..	C. P. Tank Girls' School	Kumbhartukda	177	177	152	..	4	4	
15	" ..	Jestaram Premji Girls' School.	Durga Devi Road	120	120	65	..	4	4	
16	" ..	Kalbadevi Gulabhai Girls' School.	Kalbadevi Road	498	498	370	..	16	15	
17	" ..	Kapad Bazar Girls' School	Naka of Ganesh Wadi	308	308	206	..	9	9	
18	" ..	Klka Street Girls' School	Gulawadi	2	221	223	146	..	7	7
19	" ..	Nalbaraz Girls' School	Nalbaraz	248	248	234	..	6	6
20	" ..	Princess Street Girls' School	Princess Street	198	198	171	..	6	6
21	" ..	Valihal Girls' School	Dady Seth Agari Lane	434	434	300	1	15	16
1	U r d u ..	All Umar Street Boys' School.	All Umar Street	26	24	50	45	2	..	2
2	" ..	Ghogari Moholla Boys' School.	Ghogari Moholla, Musjid Street	60	..	60	46	2	..	2
3	" ..	Islampura Boys' School	Islampura, Khetwadi Main Road	98	47	145	104	4	1	5
4	" ..	Khara Talao Boys' School	Khara Talao, Khoja Street	180	..	180	95	7	..	7
5	" ..	Mutton Street Boys' School	Mutton Street	80	..	80	62	3	..	3
6	" ..	Nal Bazar Boys' School	Nal Bazar Road	160	1	161	143	7	..	7
7	" ..	Nizampura Boys' School	Nizampura, Musjid Lane	218	..	218	139	3	..	3
8	" ..	Princess Street Boys' School	Princess Street	67	..	67	53	3	..	3
9	" ..	Chimna Butcher Street Girls' School.	Chimna Butcher Street	180	180	152	..	7	7
10	" ..	Ghogari Moholla Girls' School.	Ghogari Moholla, Musjid Street	89	89	3	3
11	" ..	Khara Talao Girls' School	Khara Talao, Khoja Street	68	68	45	..	3	3
12	" ..	Nal Bazar Girls' School	Nal Bazar Road	119	119	84	1	7	8
13	" ..	Nizampura Girls' School	Nizampura, Musjid Lane	252	252	164	..	12	12
14	" ..	Princess Street Girls' School	Princess Street	69	69	46	..	3	3
WARD											
1	Marathi ..	South Girgaon Boys' School	Jitkar's Wadi, Thakurdwar Street, Post Kalbadevi.	..	397	..	397	305	13	..	13
2	" ..	South Girgaon Girls' School	Do. do.	391	391	294	..	14	14
3	" ..	Angre Wadi Boys' School	Angre Wadi, Girgaum Back Road	268	9	277	206	10	..	10
4	" ..	Angre Wadi Girls' School	Balaji House, Girgaum Back Road	15	294	309	249	..	11	11
5	" ..	Kandewadi Boys' School	Dalvi's House, Shenvi Ally, Kandewadi, Bombay No. 4.	..	294	33	327	275	12	..	12
6	" ..	Kandewadi Girls' School	Deulkar's House, Shenvi Ally, Kandewadi.	..	14	206	220	261	..	8 +1+1	8 +1+1
7	" ..	Khetwadi A. V. Boys' School	1st Khetwadi Lane, Bombay No. 4.	..	297	8	305	203	14	..	14
8	" ..	Mughbhat Boys' School	Near Mughbhat Naka, Bombay No. 4	..	268	5	273	210	12	..	12
9	" ..	Mughbhat Girls' School	Patil House, Mughbhat Cross Lane..	..	1	254	255	184	..	7	7
10	" ..	Girgaon Boys' School	1st Khetwadi Naka, Girgaum Road, Bombay No. 4.	..	570	30	600	465	21	..	21

Annual Expenditure for the year 1931-32.					Average Expenditure per head.	Result of the IV Standard Certificate Examination.		
Teachers' salaries.	Pay of other servants.	Rent, if any.	Contingencies.	Total.		Appeared.	Passed.	Percentage of passed pupils.

C—contd.

Rs. a.	Rs. a.	Rs. a.	Rs. a.	Rs. a.	Rs. a.			
4,602 0	311 0	1,524 0	82 0	6,519 0	36 0	13	10	76
8,941 0	341 0	1,140 0	57 0	5,482 0	45 0	2	2	2
18,801 0	911 0	4,671 0	280 0	23,893 0	47 0	35	35	100
7,492 0	236 0	2,560 0	105 0	10,393 0	33 0	22	22	100
8,543 0	574 0	3,240 0	83 0	12,441 0	55 0	17	15	88
6,882 0	576 0	157 0	7,605 0	30 0	8	8	100
7,961 0	522 0	3,780 0	76 0	12,339 0	62 0	12	12	100
18,097 0	915 0	3,480 0	162 0	22,054 0	52 0	26	26	96
1,602 0	600 0	120 0	2,322 0	46 0
1,624 0	117 0	1,941 0	32 0
2,462 0	20 0	1,020 0	121 0	3,644 0	35 0	9	8	89
2,157 0	1,050 0	128 0	3,330 0	38 0	4	4	100
3,780 0	1,030 0	132 0	4,920 0	79 0
4,550 0	1,155 0	1,474 0	87 0	7,296 0	45 0	12	12	100
8,398 0	1,219 0	1,720 0	101 0	11,438 0	52 0	12	11	98
3,288 0	110 0	60 0	3,458 0	1	1	100
4,128 0	600 0	1,838 0	89 0	6,650 0	36 0	10	9	90
2,424 0	324 0	480 0	58 0	3,662 0	33 0
1,893 0	266 0	49 0	2,228 0	26 0
1,852 0	324 0	64 0	2,241 0	18 0
4,358 0	732 0	1,800 0	65 0	5,155 0	27 0	11	9
1,482 0	303 0	55 0	1,740 0

D

18,887 1	304 0	2,832 0	191 2	16,654 3	45 0	65	65	100
16,144 0	585 0	3,918 0	175 0	19,822 0	51 0	41	34	82%
8,135 11	269 13	2,080 0	97 8	10,583 0	42 5	46	46	100%
8,112 4	544 8	2,580 0	123 0	11,361 12	35 8	53	46	87%
8,406 0	294 0	3,300 0	140 0	12,230 0	38 0	35	34	97%
9,231 0	299 0	2,520 0	112 8	12,162 8	44 0	28	27	96%
17,403 12	720 0	Municipal Building.	168 9	18,291 12	62 7	31	21	100%
9,370 8	258 14	2,220 0	124 1	11,978 3	43 14	47	45	96
6,661 5	267 12	2,400 0	98 4	9,427 5	39 12	33	27	82%
18,635 5	538 3	5,850 0	421 4 3	25,444 0	42 13	57	56	98%

Serial No.	Description.	Name of the School.	Locality.	No. of Pupils on roll on 31st March 1932.			Average attendance.	No. of Teachers.		
				Boys.	Girls.	Total.		Males.	Females	Total.
WARD										
11	Marathi ..	Girgaon Girls' School + Girgaon Infant.	Kelewadi Naka, Girgaon Road, Bombay No. 4.	..	875	375	297	..	11	11
12	" ..	Charni Road Boys' School	Near Prarthana Samaj, Charni Rd., Bombay No. 4.	+34	59	84	70	..	2	2
13	" ..	Charni Road Girls' School	Do. do.	..	230	230	177	..	6	6
14	" ..	Lamington Road Boys' School	Tribhuvan Terraces, Lamington Road, Post Girgaum.	880	..	880	208	15	..	15
15	" ..	Lamington Road Girls' School	Do. do.	..	41	452	375	..	17	17
10	" ..	Grant Road Boys' School	No. 1, Chikhawadi, Grant Road, Bombay No. 7.	303	..	303	242	11	..	11
17	" ..	Grant Road Girls' School	Do. do.	..	268	268	207	..	13	13
18	" ..	Gamdevi Boys' School	Near Gamdevi Temple, Bombay 4 ..	316	42	353	273	12	..	12
10	" ..	Gamdevi Girls' School	Dambar Lane, Gamdevi, Bombay 7.	16	201	217	159	..	6	6
20	" ..	Shankar Sheth Road Boys' School.	Shankar Sheth Road, Post Grant Road.	139	31	170	165	6	..	6
21	" ..	West Khetwadi Boys' School	9th Lane of Khetwadi, Post Gir- gaum, Bombay No. 4.	223	..	223	176	7	..	7
22	" ..	West Khetwadi Girls' School	Do. do.	..	131	131	115	..	5	5
23	" ..	Banganga Boys' School	Dongarsi Lane, Khote's House, Bombay No. 6.	148	46	194	166	6	..	6
24	" ..	Walkeshwar Boys' School	Multan Wadi, Malabar Hill, Bombay No. 6.	62	22	84	64	3	..	3
25	" ..	Mahalaxmi Boys' School	Near Mahalaxmi Temple, Malabar Hill, Bombay No. 6.	101	43	144	117	5	..	5
26	" ..	Cumbulla Hill	Do.	94	27	121	87	4	..	4
1	Gujarati ..	Gamdevi Boys' School	Babulnath Road	243	101	344	231	11	..	11
2	" ..	Girgaon Boys' School	Girgaon Back Road	111	..	111	92	4	..	4
3	" ..	Kandewadi Boys' School	Do.	238	135	273	231	12	..	12
4	" ..	Kilka Street Boys' School	Kilka Street	196	..	196	139	7	..	7
5	" ..	Batansi Mulji Boys' School	Malabar Hill	113	63	176	115	6	..	6
6	" ..	Sandhurst Road Boys' School	Sandhurst Road	117	20	137	118	5	..	5
7	" ..	Gilder Tank Boys' School	Lamington Road	113	..	113	90	5	..	5
8	" ..	Gilder Tank Girls' School	Lamington Road	76	76	52	..	3	3
9	" ..	Girgaon Girls' School	Girgaon Back Road	142	142	95	..	5	5
10	" ..	Khetwadi Girls' School	Khetwadi 9th Lane	5	54	59	44	..	2	2
11	" ..	S. S. Bengali Girls' School	Karelwadi	37	83	120	83	..	5	5
1	Urdu ..	Arab Gall Boys' School	Arab Lane	51	41	92	68	3	2	5
2	" ..	Falkland Road Boys' School	Falkland Road	100	..	100	87	3	..	3
3	" ..	Karelwadi Boys' School	Karelwadi, Thakurdwar Road ..	42	42	84	54	2	1	3
		Chowpaty School	Harvey Road	31	13	44	23	2	..	2
4	" ..	Walkeshwar Boys' School	Walkeshwar, Doongarsey Road
5	" ..	Badar Baugh Girls' School	Badar Baugh, Balaram Street	75	75	59	..	4	4
6	" ..	Falkland Road Girls' School	Falkland Road	62	62	..	1	2	3

Serial No.	Description.	Name of the School.	Locality.	No. of pupils on roll on 31st March 1932.			Average attend- ance.	No. of Teachers.		
				Boys.	Girls.	Total.		Males.	Females	Total.
										WARD
1	Marathi	Agripada Boys' School ..	Vayal Road, Agripada, Jacob Circle, Bombay No. 11.	457	14	471	411	16	..	16
2	"	Madanpura Girls' School ..	Do. do.	103	103	141	..	4	4
3	"	Byculla Boys' School ..	DeLisle Road, Municipal Building, Bombay No. 11.	601	6	607	483	20	..	20
4	"	Byculla Girls' School ..	Do. do.	170	170	130	..	5	5
5	"	Chinchpooigi Boys' School ..	Bawlas' Building, Chinchpooigi, Parel Road, Bombay No. 12.	404	0	404	3,217	14	..	14
6	"	Chinchpooigi Girls' School ..	Do. do. ..	14	196	210	146	..	6	6
7	"	Chinchpooigi Night School ..	Do. do. ..	31	..	31	22	2	..	2
8	"	Duncan Road Boys' School ..	Upper Duncan Rd., Bombay No. 8..	194	25	219	170	7	..	7
9	"	Foras Road Boys' School ..	Municipal Building, Foras Road, Bombay No. 8.	481	1	482	390	18	..	18
9A	"	Love Lane Boys' School ..	Mazagaon	135	41	176	123	4	..	4
10	"	Foras Road Girls' School ..	Municipal Building, Foras Road, Bombay No. 8.	..	117	117	80 8	..	3	3
11	"	Ghodapdeo Boys' School ..	185, Ghodapdeo	470	..	470	367	16	..	16
12	"	Ghodapdeo Girls' School ..	Municipal Building, Ghodapdeo, Bombay No. 10.	1	99	100	75	..	3	3
13	"	Ghodapdeo Night School ..	Do. do. ..	53	..	53	38	2	..	2
14	"	Gilder Tank Boys' School ..	Municipal Building, near Pannalal Terraces, Lamington Road,	249	..	249	195	3	..	3
15	"	Gilder Tank Girls' School ..	Do. do. ..	6	120	125	112	..	4	4
16	"	Kamathipura A. V. Boys' School.	Kamathipura 10th Lane, Bombay No. 8.	255	..	255	204	12	..	12
17	"	Kamathipura Girls' School ..	Do. do.	227	277	184	..	7	7
18	"	Mazagaon Boys' School ..	Bhandarwada Hill, Mazagaon, Bombay No. 10.	372	..	372	303	11	..	11
19	"	Mazagaon Girls' School ..	Do. do.	94	94	70	..	3	3
20	"	Mazagaon Old Bazar Boys' School.	Old Bazar, Mazagaon	157	60	217	171	6	..	6
21	"	Nava Nagpada Girls' School ..	Hirji Govindji Building, Nava Nagpada, Centre Road, Kamathipura.	..	118	118	92	..	4	4
22	"	Nava Nagpada Boys' School ..	Do. do. ..	212	4	216	169	8	..	8
23	"	South Kamathipura Boys' School.	Centre Road, Kamathipura ..	253	27	280	225	12	..	12
24	"	Tardeo Bridge Boys' School ..	Banu Building, Wadia Street, Bombay No. 7.	341	..	341	252	11	..	11
25	"	Tardeo Bridge Girls' School ..	Do. do.	142	142	112	..	5	5
26	"	Tank Bunder Girls' School ..	Tank Bunder, Bombay No. 10 ..	48	57	105	70	..	3	3
27	"	Victoria Garden Boys' School.	Sussex Road, Bombay No. 12 ..	140	38	182	149	8	..	8
28	"	Towley Girls' School ..	Batliwala's Dharmshala, Duncan Road, Bombay No. 8.	..	52	52	43	..	2	2
1	Gujarati	Byculla Boys' School ..	DeLisle Road	57	24	81	59	3	..	3
2	"	Arthur Road Boys' School ..	Municipal Building, Arthur Road..	58	42	100	72	3	..	3

Annual Expenditure for the year 1931-32.					Average Expenditure per head.	Result of the IV Standard Certificate Examination.		
Teachers' salaries.	Pay of other servants.	Rent, if any.	Contingencies.	Total.		Appeared.	Passed.	Percentage of passed pupils.
Rs. a.	Rs. a.	Rs. a.	Rs. a.	Rs. a.	Rs. a.			
18,046 13	566 3	3,420 0	168 0	17,186 0	37 0	35	31	82%
4,386 9	307 10	936 0	111 8 +17 0	5,719 5	35 2	9	6	66%
20,975 0	1,337 0	248 0	22,255 0	40 0	40	44	90%
5,938 0	324 0	77 0	6,339 0	36 0	8	5	68%
18,222 15	558 0	2,700 0	152 6	21,638 5	35 5	34	33	97%
4,751 10	241 12	1,236 0	80 8	6,309 14	30 0	8	6	75%
498 0	92 0	590 0	17 0
5,628 0	248 0	1,944 0	97 0	7,917 0	35 0	15	14	93%
19,729 0	688 0	Municipal Building.	242 0	20,659 0	42 5	25	23	92%
1,809 3	88 13	667 3	124 3	2,689 11	17 13
2,538 3	269 6	59 3	2,807 0	24 5
15,930 0	512 0	2,064 0	257 0	19,269 0	40 0	33	33	96%
3,167 3	244 9	Municipal Building.	64 3	3,476 4	35 0	1	1	100%
398 3	134 2	532 10	11 0
7,861 3	658 0	Municipal Building.	84 0	8,604 7	34 9	20	20	100%
5,249 6	317 14	68 6	5,635 10	50 5	14	10	72%
12,451 0	289 0	2,616 0	131 0	15,467 0	32 7	21	18	86%
1,069 0	283 0	1,368 0	131 0	47 0	9	8	89%
11,015 6	316 7	2,400 0	153 0	14,784 13	42 0	41	41	100%
3,030 7	263 5	600 0	44 0	3,940 12	42 0	4	4	100%
6,673 11	255 11	1,680 0	90 4	8,699 10	43 0	27	27	100%
6,015 3	303 12	852 0	64 3	7,235 7	61 0	15	13	87%
6,039 15	264 12	3,000 0	125 10	9,430 5	44 0	30	29	96%
9,716 2	264 0	2,520 0	142 14	12,642 0	45 0	32	25	78%
3,004 12	214 13	3,600 0	197 4	12,016 13	35 0	26	23	86%
4,287 9	369 12	960 0	66 0	5,628 5	40 0	4	4	100%
3,712 1	298 1	1,236 0	66 0	4,999 2	48 0	1	1	100%
6,001 0	250 0	1,920 0	141 0	8,312 0	45 0	17	16	88%
1,610 15	315 14	58 12	..	39 0
2,720 0	118 0	2,738 0	35 5	5	5	100%
467 0	48 0	515 0	5 0

Serial No.	Description.	Name of the School.	Locality.	No. of Pupils on roll on 31st March 1932.			Average attend- ance.	No. of Teachers.		
				Boys.	Girls.	Total.		Males.	Females.	Total.
3	Gujarati..	Kamathipura Bazar Road Boys' School.	Kamathipura Bazar Road	65	16	81	67	3	..	3
4	" ..	Ghodapdeo Class School ..	Ghodapdeo Road	9	7	16	9	1	..	1
5	" ..	New Nagpada Class School ..	Parel Road	17	4	21	23	1	..	1
6	" ..	Byculla Girls' School ..	Khambatta Lane	43	42	85	63	..	8	3
7	Eng. Ver.	Sankil Street Eng. Ver. School.	Sankil Street	34	32	66	44	..	2	2
1	Urdu ..	DeLisle Road Boys' School No. 1.	DeLisle Road	80	..	80	65	3	..	3
2	" ..	Foras Road Boys' School ..	Foras Road	100	64	164	112	6	..	6
3	" ..	Bellasis Road Boys' School ..	Bellasis Road	126	..	126	86	4	..	4
4	" ..	Chinchpokli Boys' School ..	Chinchpokli, Kala Chowki Road ..	100	80	189	138	0	1	7
5	" ..	Jacob Circle Boys' School ..	Jacob Circle, Haines Road	81	..	81	61	3	..	3
6	" ..	Kamathipura Boys' School ..	Kamathipura Stable Street ..	86	45	131	111	4	1	5
7	" ..	Kamathipura Central Bazar Road Boys' School.	Kamathipura Central Bazar Road.	55	62	117	95	3	1	4
8	" ..	Khandia Street Boys' School ..	Khandia Street	231	..	231	160	9	..	9
9	" ..	Madanpura Boys' School ..	Morland Road	465	..	465	334	20	..	20
10	" ..	Mazagaon Boys' School ..	Matharpakhadi Road	143	..	143	120	7	..	7
11	" ..	Nagpada A. V. School ..	Huzria Street	525	3	528	416	25	..	25
12	" ..	Ripon Road Boys' School ..	Ripon Road	125	..	125	101	8	..	8
13	" ..	Safrabadi Boys' School ..	Safrabadi Mohammedan Street ..	191	..	191	135	6	..	6
14	" ..	Sankil Street Boys' School ..	Sankil Street	47	..	47	39	2	..	2
15	" ..	Sankil Cross Street Boys' School	Sankil Cross Street	61	17	78	64	3	..	3
16	" ..	Tank Bunder Boys' School ..	Tank Bunder Road	126	..	126	114	4	..	4
17	" ..	Telli Moholla Boys' Class ..	Telli Moholla, Shaikh Burhan Street.	25	..	25	19	1	..	1
18	" ..	Temkar Street Boys' School ..	Temkar Street	117	..	117	84	5	..	5
19	" ..	Victoria Gardens Boys' School.	Snasex Road
20	" ..	Wadi Bunder Boys' School ..	Wadi Bunder, Belvedere Road ..	83	..	83	68	3	..	3
21	" ..	Yakub Street Boys' School ..	Yakub Street	85	..	85	75	5	..	5
22	" ..	DeLisle Road Girls' School ..	DeLisle Road	65	65	50	..	3	3
23	" ..	Jacob Circle Girls' School ..	Jacob Circle, Haines Road	68	68	52	..	3	3
24	" ..	Khandia Street Girls' School ..	Khandia Street	221	221	165	1	12	13
25	" ..	Madanpura Girls' School ..	Morland Road	145	145	89	..	5	5
26	" ..	Mazagaon Girls' School ..	Mazagaon Road	108	108	62	1	8	9
27	" ..	Morland Road Girls' School ..	Morland Road	90	90	62	..	4	4
28	" ..	Nagpada Girls' School ..	Huzria Street	251	251	197	..	10	10
29	" ..	Ripon Road Girls' School ..	Ripon Road	160	160	118	1	8	9
30	" ..	Safrabadi Girls' School ..	Safrabadi Mohammedan Street	133	133	89	1	4	5
31	" ..	Tank Bunder Girls' School ..	Tank Bunder Road	100	100	67	..	2	2

WARD

Annual Expenditure for the year 1930-31.					Average Expenditure per head.	Result of the IV Standard Certificate Examination.		
Teachers' salaries.	Pay of other servants.	Rent, if any.	Contingencies.	Total.		Appeared.	Passed.	Percentage of passed pupils.
Rs. a.	Rs. a.	Rs. a.	Rs. a.	Rs. a.	Rs. a.			
2,622 0	120 0	900 0	170 0	3,810 0	47 0
495 0	216 0	711 0	44 0
....
2,751 0	281 0	693 0	62 0	3,790 0	45 0	7	7	100%
1,893 0	205 0	756 0	85 0	2,889 0	36 0
3,117 0	1,260 0	128 0	4,505 0	56 0	8	8	100%
5,851 0	303 0	1,408 0	71 0	7,633 0	47 0
4,005 0	1,458 0	128 0	5,591 0	44 0	8	5	63%
3,997 0	255 0	230 0	4,482 0	23 0	4	4	100%
4,040 0	624 0	109 0	4,773 0	59 0
8,583 0	250 0	805 0	69 0	4,657 0	35 0
4,213 0	386 0	1,330 0	64 0	5,993 0	51 0	5	4	80%
1,033 0	438 0	120 0	1,591 0	45 0	14	13	93%
15,574 0	971 0	162 0	16,708 0	37 0	33	33	100%
5,508 0	274 0	1,513 0	96 0	7,389 0	74 0	15	13	100%
19,942 0	999 0	5,568 0	217 0	26,727 0	50 0	41	36	88%
6,264 0	1,117 0	142 0	7,577 0	60 0	13	11	84%
4,128 0	10 0	168 0	32 0
1,906 0	720 0	112 0	2,739 0	53 0
2,016 0	120 0	2,136 0	27 0
4,058 0	1,008 0	122 0	5,188 0	41 0	3	3	100%
708 0	240 0	114 0	1,062 0	42 0
5,220 0	1,446 0	964 0	138 0	7,768 0	66 0	11	10	90%
....
2,660 0	116 0	2,776 0	33 0	4	4	100%
3,729 0	950 0	130 0	55 0	15	14	93%
2,910 0	61 0	2,972 0	45 0
2,215 0	61 0	2,276 0	33 0
4,017 0	1,497 0	104 0	5,618 0	25 0	15	10	66%
2,932 0	324 0	1,300 0	72 0	4,548 0	51 0	14	11	78%
463 0	7	1
2,169 0	241 0	1,242 0	59 0	3,711 0	41 0
4,506 0	1,415 0	36 0	6,006 0	23 0	16	12	69%
3,613 0	3,324 0	999 0	30 0	8,813 0	12	10	93%
1,875 0	64 0	14 0	3	3	100%
2,569 0	261 0	552 0	61 0	3,443 0	34 0	9	5	55%

E—contd.

Serial No.	Description.	Name of the School.	Locality.	Number of Pupils on Roll on 31st March 1932.			Average Attendance.	Number of Teachers.		
				Boys.	Girls.	Total.		Males.	Females.	Total.
WARD										
32	Urdu ..	Telli Moholla Girls' School ..	Telli Moholla, Shaik Burhan Street	83	83	44	1	3	4
33	" ..	Temkar Street Girls' School ..	Temkar Street	206	206	163	..	8	8
34	" ..	Undria Street Girls' School ..	Undria Street..	90	90	64	1	3	4
35	" ..	Wadi Bunder Girls' School ..	Wadi Bunder, Belvedere Road	88	88	51	1	2	3
36	" ..	Yakub Street Girls' School ..	Yakub Street	184	184	135	..	14	14
37	" ..	Ripon Road Night School ..	Ripon Road
38	" ..	Telli Moholla Night School ..	Telli Moholla, Sk. Burhan Street
39	" ..	Mount Road Girls' School ..	Mount Road	28	63	91	..	1	3	4
40	" ..	Love Lane Urdu Class..	Love Lane	32	28	60	42	1	1	2
WARD										
1	Marathi ..	Ambewadi Boys' School ..	Parel Tank Road, Bombay No. 12 ..	233	76	309	220	8	..	8
2	" ..	Arthur Bridge Boys' School ..	Bawala Bldg., Kalachowki Road ..	295	74	369	260	11	..	11
3	" ..	Dadar Boys' School ..	Shri Krishna Building	216	..	216	177	7	..	7
4	" ..	Dadar Girls' School ..	Dadar Main Road	19	265	284	205	..	8	8
5	" ..	Golanji Hill Boys' School & Gujarathi Class.	Golanji Hill, Bombay No. 15 ..	242 +14	2	258	161	6 +1	..	7
6	" ..	Golanji Hill Girls' School ..	Do. do.	129	129	71	..	3	3
7	" ..	Haji Ismail Hajee Allana Boys' School.	Antop Hill, Post Matunga ..	58	31	89	66	8	..	8
8	" ..	Jakeria Bunder Boys' School ..	Jakeria Bunder Road	122	31	153	108	5	..	5
9	" ..	Kalachowki Boys' School ..	31/33, Kalachowki Road, Parel ..	197	3	200	195	6	..	6
10	" ..	Kalachowki Girls' School ..	Kalachowki Road, Parel	102	102	78	..	3	3
11	" ..	Lalbag Boys' School ..	Near Jam Mill, Lalbag, Bombay No. 12	292	8	300	236	10	..	10
12	" ..	Lalbag Girls' School ..	Do. do.	105	105	77	..	3	3
13	" ..	Matunga L. Camp School ..	Labour Camp, Bombay No. 19 ..	142	83	225	148	6	..	6
14	" ..	Matunga Kings Girls' School..	Improvement Trust Building ..	282	62	334	246	12	..	12
15	" ..	Matunga Station Road Girls' School.	Vincent Road, Shrinivas Building, Bombay No. 19.	..	138	138	109	..	6	6
16	" ..	Naigaon Road Boys' School ..	Cement Chawl, Naigaon, Bombay No. 14.	417	..	417	275	11	..	11
17	" ..	Naigaon Road Girls' School ..	Do. do.	254	254	147	..	7	7
18	" ..	Parel Boys' School ..	Damodar Hall, Polbawdi, Bombay No. 12.	187	40	227	200	8	..	8
19	" ..	Parel Bhoiwada Boys' School ..	138-139, Bhoiwada, Parel Cross Road, Parel.	330	..	330	230	9	..	9
20	" ..	Parel Bhoiwada Girls' School ..	Do. do.	225	225	145	..	6	6
21	" ..	Parel Bhoiwada Cross Rd. Boys' School.	Do. do. ..	212	64	276	198	8	..	8
22	" ..	Parel Village Boys' School ..	Parel Tank Road	311	..	311	247	13	..	13
23	" ..	Parel Girls' School ..	Do.	13	256	269	200	..	8	8
24	" ..	Polbawdi Boys' School ..	Polbawdi, Post Parel	506	..	506	391	16	..	16
5	" ..	Polbawdi Girls' School ..	Do. do.	425	425	314	..	11	11
26	" ..	Shivdi Koliwada Boys' School..	Shivdi Road, Post Shivdi ..	98	23	121	112	4	..	4
27	" ..	Shivdi Boys' School ..	Improvement Trust Building, Bombay.	78	14	92	68	3	..	3

Annual Expenditure for the year 1931-32.						Result of the IV Standard Certificate Examination.		
Teachers' salaries.	Pay of other servants.	Rent, if any.	Contingencies.	Total.	Average Expenditure per head.	Appeared.	Passed.	Percentage of passed pupils.
<i>E- contd.</i>								
Rs. a.	Rs. a.	Rs. a.	Rs. a.	Rs. a.	Rs. a.			
4,299 0	64 0	4,363 0	58 0
4,866 0	300 0	78 0	5,304 0	25 0	8	8	100%
2,110 0	363 0	62 0	2,566 0	27 0
1,453 0	66 0	1,519 0
4,347 0	950 0	950 0	162 0	6,418 0	34 0	10	9	90%
....
1,320 0	756 0	465 0	67 0	1,480 0
....	234 0	92 0
....
<i>F.</i>								
6,762 7	419 5	2,540 0	134 8	9,856 4	37 5	8	8	100%
7,964 18	333 15	1,320 1	118 8	9,737 4	37 0	20	19	95%
7,376 4	319 0	2,735 1	146 15	11,078 12	31 0	37	36	97%
6,217 10	147 2	1,806 0	111 0	8,371 12	40 2	21	21	100%
10,053 6	339 2	1,330 0	115 8	11,888 1	42 0	17	17	100%
6,728 1	342 8	2,165 0	164 14	9,400 7	40 0	20	18	90%
2,926 1	336 6	720 0	67 6	4,119 13	40 0	4	3	75%
2,436 12	116 0	Municipal Building.	291 6	2,833 2	31 5	8	6	75%
1,095 11	99 4	1,500 0	120 15	5,815 14	44 12	12	12	100%
1,045 12	100 12	180 0	48 8	1,370 0	13 7
6,967 8	354 8	3,100 0	166 0	10,528 0	35 0	31	26	84%
2,900 0	324 12	948 0	60 0	4,233 2	54 9	4	4	100%
2,925 4	323 12	864 0	115 5	4,228 5	22 0	9	9	100%
10,313 4	513 7	2,749 1	123 4	13,434 0	43 5	30	28	93%
4,016 3	296 8	1,252 8	96 13	5,661 3	39 0	17	17	100%
3,385 10	300 0	3,048 0	221 0	12,854 10	31 0	24	24	100%
3,098 10	295 8	840 0	73 6	4,306 15	17 0	4	3	50%
6,649 6	642 12	3,060 0	108 2	10,360 4	52 8	19	19	100%
3,541 6	277 1	1,860 0	111 6	10,789 13	45 14	21	21	100%
3,542 8	347 11	513 0	77 2	4,480 5	20 0	5	5	100%
7,071 0	295 0	1,740 0	102 0	9,208 0	33 0	25	24	96%
11,439 0	391 0	236 0	10 0	12,076 0	42 0
4,246 15	445 8	1,200 0	113 12	6,016 3	29 5	14	13	93%
12,365 9	504 12	3,525 0	160 4	16,555 9	34 6	57	43	75%
10,384 14	294 0	2,520 0	127 8	13,826 6	33 0	23	18	78%
3,145 0	78 12	900 0	152 4	4,276 0	35 5	7	7	100%
1,276 10	59 1	398 0	88 10	1,822 5	22 0

Serial No.	Description.	Name of the School.	Locality.	No. of Pupils on roll on 31st March 1932.			Average attendance.	No. of Teachers.		
				Boys.	Girls.	Total.		Males.	Females.	Total.
WARD										
26	Marathi ..	Soparibag Road Boys' School..	Deoji Thokersey Building, Soparibag Road.	78	14	92	63	3	..	3
27	" ..	Soparibag Road Girls' School ..	Do. do.	..	242	242	170	..	5	5
28	" ..	Slon Boys' School ..	Near Railway Station, Slon ..	238	33	271	195	6	..	6
29	" ..	Slon Girls' School ..	Do. do. ..	2	129	131	69	..	3	3
30	" ..	South Shivdi Boys' School ..	At and Post Shivdi ..	108	32	140	110	5	..	5
31	" ..	Vadala Boys' School ..	622, Naigaum Rd., Janardan Mandir	318	..	318	266	9	..	9
32	" ..	Vadala Girls' School ..	Do. do. ..	16	193	209	146	..	5	5
33	" ..	Tilak Bridge, Marathi ..	Prof. L.R. Paranjape's Office, Sadhana	15	14	29	25	2	..	2
1	Tamil ..	Matunga Tamil School ..	Vincent Road, Shrinivas Building No. 19.	58	75	133	81	4	1	5
2	" ..	Poibawdi Tamil Boys' School..	Damodar Hall, Poibawdi, Bombay No. 12.	48	39	87	64	2	1	3
1	Gujarati ..	Dadar Cross Road Boys' School	Dadar Main Road ..	48	26	74	47	3	..	3
2	" ..	Dadar Main Road Boys' School	Rangari Chawl ..	29	29	58	43	3	..	3
3	" ..	Lalbag Boys' School ..	Lalbag ..	80	..	80	57	3	..	3
4	" ..	Matunga Model Boys' School ..	Matunga Road ..	212	..	212	160	6	..	6
5	" ..	Naigaum Boys' School ..	Naigaum Road ..	57	21	78	57	3	..	3
6	" ..	Parel Bholwada Boys' School..	Bholwada, Parel ..	72	41	123	86	4	..	4
7	" ..	Poibawdi Boys' School ..	Poibawdi, Parel ..	196	..	196	158	9	..	9
8	" ..	Slon Class ..	Slon ..	49	13	62	36	2	..	2
9	" ..	Chinchpoogli Girls' School ..	Parel Road ..	18	35	53	41	..	2	2
10	" ..	Lalbag Girls' School ..	Jijiboy Lane	41	41	28	..	2	2
11	" ..	Matunga Girls' School ..	G. I. P., Matunga	142	142	107	..	5	5
12	" ..	Poibawdi Girls' School ..	Poibawdi, Parel	75	75	52	..	3	3
13	" ..	Golanji Hill Class ..	Golanji Hill ..	12	4	16	14	1	..	1
14	" ..	Naigaum B. D. D. Chawl Class.	Dadar B.D.D. Chawl No. 16, Plot A	20	17	37	21	1	..	1
1	Urdu ..	Dadar Boys' School ..	Dadar Cross Road ..	79	51	130	83	3	1	4
2	" ..	Poibawdi Boys' School..	Poibawdi, Soparibag Road ..	105	..	105	94	5	..	5
3	" ..	Sewri Boys' School ..	Sewri Road ..	52	43	95	73	3	1	4
4	" ..	Zakeria Bunder Boys' School	Zakeria Bunder Road ..	96	49	145	116	6	1	7
5	" ..	Vadala Boys' School ..	Vadala Road ..	44	26	70	52	2	1	3
6	" ..	Poibawdi Girls' School ..	Poibawdi, Soparibag Road	76	76	62	..	4	4
7	" ..	Antop Hill Urdu Class ..	Antop Hill Road ..	21	10	31	22	1	..	1
8	" ..	Ambewadi Urdu Class ..	Ambewadi Road ..	28	22	50	32	2	..	2
9	" ..	Naigaum Urdu Class ..	Naigaum Road ..	56	56	112	85	3	2	5
10	" ..	Matunga Labour Camp Urdu Class.	Matunga Road
11	" ..	Dadar Railway Station Class	Dadar Main Road ..	18	15	33	25	1	..	1

Annual Expenditure for the year 1931-32.					Average Expenditure per head.	Result of the IV Standard Certificate Examination.		
Teachers' salaries.	Pay of other servants.	Rent, if any.	Contingencies.	Total.		Appeared.	Passed.	Percentage of passed pupils.
Rs. a.	Rs. a.	Rs.	Rs. a.	Rs. a.	Rs. a.			
1,276 10	59 1	398	88 10	1,822 5	22 0
5,763 6	353 15	840	93 0	7,050 5	31	19	10	100%
7,861 0	378 0	2,376	191 0	1,080 6	55 0	30	27	90%
2,294 0	258 14	720	80 8	3,333 6	25 5	6	6	100%
2,733 1	230 4	1,222	71 6	4,256 11	38 0
7,925 11	357 0	1,629	119 2	10,030 13	31 0	43	27	63%
3,591 7	348 5	1,260	76 0	5,575 12	30 13	16	14	87.5%
....
1,040 2	246 14	62 10	1,349 10	11 0	2	1	5%
3,038 0	256 8	1,200	96 0	4,590 8	55 0
2,083 0	324 0	900	60 0	3,367 0	45 0	6	6	100%
1,857 0	720	99 0	2,706 0	46 0	3	3	100%
2,768 0	29 0	900	129 0	3,626 0	47 0	3	3	100%
1,347 0	282 0	2,100	170 0	12,699 0	61 0	26	25	96%
1,983 0	28 0	771	111 0	2,998 0	37 0
3,029 0	398 0	660	86 0	4,053 0	30 0	3	3	100%
7,539 0	252 0	1,228	102 0	9,121 0	47 0	12	12	100%
843 0	843 0	13 0	2	2	100%
1,843 0	258 0	730	80 0	2,961 0	55 0	3	3	100%
2,364 0	264 0	900	55 0	3,588 0	37 0	2	2	100%
3,734 0	330 0	2,366	148 0	11,689 0	31 0	8	8	100%
4,331 0	324 0	737	54 0	5,456 0	73 0	2	2	100%
....
2,433 0	730	124 0	2,387 0	21 0	10	10	100%
118 0	10 0	128 0	4 0
3,426 0	1,560	142 0	5,123 0	45 0	5	5	100%
2,756 0	279 0	730	72 0	3,887 0	40 0	3	3	100%
5,668 0	366 0	1,200	95 0	2,329 0	48 0	0	0	100%
2,657 0	58 0	121 0	2,387 0	40 0
1,613 0	244 0	58 0	1,916 0	25 0	3	3	100%
255 0	15 0	252	70 0	592 0	16 0
1,140 0	125 0	110 0	1,375 0	27 0
1,943 0	92 0	539	115 0	2,694 0	34 0
....	50	13 0	63 0
....	69 0

F—contd.

Serial No.	Description.	Name of the School.	Locality.	No. of Pupils on roll on 31st March 1932.			Average attendance.	N. of Teachers.		
				Boys.	Girls.	Total.		Males.	Females.	Total.
1	Marathi ..	Mahim Mori Road Koliwada Boys' School.	Mori Road, Koliwada, Post Mahim.	79	84	113	88	2	1	3
2	" ..	North Worli Boys' School	North Worli, Bombay No. 13	291	87	378	225	14	..	14
3	" ..	Parbhadevi Boys' School	Nagoo Sayaji Wadi, Bombay No. 18	440	..	440	345	14	..	14
4	" ..	Parbhadevi Girls' School	Parbhadevi, Bombay No. 14	..	173	173	127	..	4	4
5	" ..	Sun Mill Road Boys' School	A. Molledina Building, Post DeLisle Road.	362	..	362	278	11	..	11
6	" ..	Lower Parel Girls' School	DeLisle Road, Lower Parel	..	130	130	81	..	4	4
7	" ..	Upper Mahim Boys' School	Upper Mahim, Post Mahim	209	40	249	195	9	..	9
8	" ..	Upper Mahim Girls' School	Suttar Building, Cadell Road, Post Mahim.	19	193	212	155	..	7	7
9	" ..	Worli Boys' School	At and Post Worli	68	14	82	69	3	..	3
10	" ..	Worli Koliwada Boys' School	Koliwada, Bombay No. 18	214	..	214	140	6	..	6
11	" ..	Worli Koliwada Girls' School	Do. do.	8	98	106	60	..	3	3
12	" ..	Gopi Talao Boys' School	Lady Jamshedji Rd., Bombay No. 16.	193	4	197	151	6	..	6
13	" ..	Manaji Rajuji	DeLisle Rd., Post 15	26	22	48	34	2	..	2
14	" ..	Gopi Talao Girls' School	Lady Jamshedji Rd., Bombay No. 16.	3	211	214	141	..	7	7
15	" ..	Ferguson Road Girls' School	Ferguson Road, Post Worli	..	92	92	60	..	3	3
16	" ..	Dharavi Girls' School	Koliwada at and Post Dharavi	4	94	98	71	..	3	3
17	" ..	Lady Hardinge Road Boys' School and Tamil Class.	Lady Hardinge Road, Bombay No. 16.	202 +10	74 +16	302	210	9	..	9
18	" ..	Lady Jamshedji Road Boys' School.	Lady Jamshedji Road, Bombay No. 14.	304	1	305	272	22	..	22
19	" ..	Dadar Kumbharwada Girls' School.	Luis Building, Lady Jamshedji Road, Bombay No. 14.	19	516	532	395	..	13	..
20	" ..	Lady Jamshedji Road Girls' School.	Laxumi Building, Lady Jamshedji Road, Bombay No. 14.	..	401	401	287	..	11	11
21	" ..	Love Grove Pumping Stations Road Boys' School.	Love Grove Pumping Station Road, Bombay No. 18.	31	19	50	34	2	..	2
22	" ..	Lower Mahim Parbhadevi Road Boys' School Guj. Class.	Agar Bazar, Bombay No. 14	265 +41	11 +20	276 +61	216 +46	9 +2	..	11
23	" ..	Lower Mahim Girls' School	Do. do.	89	278	317	229	..	11	11
24	" ..	Lower Parel Station Road Boys' School.	Talcherkar's Building, Post DeLisle Road.	92	8	100	69	3	..	3
25	" ..	Mahim Chunam Bhatl Boys' School.	Bhageswar Bhuvan, Bombay No. 16.	179	79	258	203	9	..	9
26	" ..	Caddel Road Boys' School	Caddel Road, Bombay No. 14	108	57	165	129	6	..	6
27	" ..	Clarke Road Boys' School	Khanwala Building, Bombay No. 11	165	46	201	122	5	..	5
28	" ..	Curry Road Boys' School	Navalkar's Building, Curry Road	..	169	169	112	..	5	5
29	" ..	Curry Road Girls' School	Rangari Building, Curry Road, Bombay No. 13.	649	..	647	526	21	..	21
30	" ..	Dadar New Bhavani Shankar Road Boys' School.	Bhavani Shankar Road, Bombay No. 14.	193	39	232	210	10	..	10
31	" ..	DeLisle Road Boys' School	Thakarsey Jivraj Building, Bombay No. 13.	179	75	254	209	7	..	7
32	" ..	DeLisle Road B.D.D. Boys' School.	B.D.D.'s Chawl No. 40, Bombay No. 11.	233	72	305	273	10	..	10
33	" ..	DeLisle Road B.D.D. Night School.	B.D.D.'s Chawl, DeLisle Road, Post Jacob Circle.	30	..	30	17	2	..	2
34	" ..	Dharavi Boys' School	Kavade's Building, at and Post Dharavi, Bombay No. 17.	235	8	243	205	6	..	6

WARD

Annual Expenditure for the year 1981-82.					Average Expenditure per head.	Result of the IV Standard Certificate Examination.		
Teachers' salaries.	Pay of other servants.	Rent, if any.	Contingencies.	Total.		Appeared.	Passed.	Percentage of passed pupils.
G.								
Rs. a.	Rs. a.	Rs. a.	Rs. a.	Rs. a.	Rs. a.			
1,571 11	95 4	540 0	104 8	2,311 2	21 0
7,926 15	855 0	2,400 0	158 12	10,840 11	82 8	15	15	98%
10,347 11	501 0	2,208 0	161 8	13,218 8	30 1	50	48	96%
3,278 0	275 0	960 0	66 0	4,570 0	29 0	7	4	57%
6,365 0	488 0	1,760 0	112 2	8,675 4	24 0	27	26	96%
3,328 15	264 0	720 0	60 8	4,378 7	33 5	4	4	100%
6,875 0	321 0	2,160 0	170 0	9,526 0	38 0	36	34	95%
8,095 8	419 0	1,800 0	84 18½	10,400 0	48 0	24	11	46%
2,108 18	96 0	1,284 0	118 4	3,606 1	41 7
6,526 8	855 4	759 0	75 4	7,715 14	42 0	18	17	94%
2,885 8	255 11	500 0	76 0	3,666 14	34 5	8	8	100%
4,818 10	230 8	1,880 0	86 0	6,510 2	35 0	24	24	100%
553 7	123 8	676 10	14 11
9,362 15	335 3	1,440 0	84 0	11,222 2	52 0	14	18	98%
2,863 8	325 7	1,080 0	59 2	4,328 1	47 0	5	5	100%
1,318 2	236 10	576 0	68 8	2,189 4	23 0
5,570 13	255 6	1,800 0	174 9	7,800 12	29 8	21	31	140%
22,750 2	648 4	5,820 0	27 0	29,254 6	39 0	108	108	100%
16,600 12	651 8	2,400 0	264 11	19,976 15	52 9	54	52	96%
8,096 12	414 11	1,680 0	112 8	10,308 15	25 9	29	29	100%
1,488 0	96 0	884 0	115 0	3,068 0	42 0
7,028 1	330 15	2,040 0	222 8½	10,231 3½	32 4	23	23	100%
9,360 0	519 18	1,320 0	120 4	11,329 1	35 0	20	20	100%
3,488 15	102 0	960 0	115 8	4,661 7	55 2½	7	5	71%
5,484 0	313 0	1,770 0	116 0	7,638 0	30 0	18	15	83%
4,731 9	378 4	960 0	117 11	6,187 8	38 8	18	17	94.4%
3,788 9	84 4	1,740 0	120 0	5,732 13	26 0	14	14	100%
4,097 0	354 8	3,240 0	74 14	7,766 6	46 0	5	5	100%
17,328 5	611 4	3,816 0	187 0	21,942 9	33 3	57	55	96%
6,500 0	321 0	1,080 0	109 0	8,110 0	35 0	21	20	95%
6,438 1	305 2	2,580 0	97 8	9,420 11	38 0	21	21	100%
4,182 4	304 3	1,560 0	108 6	6,154 13	23 0	17	17	100%
438 0	82 0	520 0	17 0
6,196 5	302 1	2,100 0	115 6	8,713 12	25 8	10	10	100%

Serial No.	Description.	Name of the School.	Locality.	No. of Pupils on roll on 31st March 1932.			Average attendance.	No. of Teachers.		
				Boys.	Girls.	Total.		Males.	Females.	Total.
35	Marathi ..	Dharavi Branch Boys' School ..	Kala Killa, Bombay No. 17
36	" ..	Dharavi Koliwada Boys' School.	Koliwada, Dharavi, Bombay No. 17.	119	28	147	95	4	..	4
37	" ..	Elphinstone Bridge Boys' School.	Suraj Building, Bombay No. 18 ..	186	..	186	137	5	..	5
38	" ..	Do. Girls' School ..	Do. do.	118	118	87	..	4	4
39	" ..	Fergusson Road Boys' School.	Fergusson Road, Post Worli ..	239	2	241	189	7	..	7
1	Tamil ..	Dadar Malayalam Boys' School	Miranda's Chawl, Lady Jamshetji Road.	83	72	105	98	2	1	3
2	" ..	Dharavi Tamil Boys' School ..	At and Post Dharavi	43	33	81	70	2	..	2
3	" ..	Dharavi Tamil Night School ..	Do. do.	88	..	88	84	2	..	2
1	Gujarati ..	Dharavi Kumbharwada Boys' School.	Kumbharwada, Dharavi	44	28	72	58	3	..	3
2	" ..	Elphinstone Road Boys' School.	Fergusson Road	71	23	94	72	4	..	4
3	" ..	DeLisle Road Boys' School ..	DeLisle Road	27	16	43	32	2	..	2
4	" ..	Gopi Tank Boys' School ..	Gopi Tank	25	20	45	32	2	..	2
5	" ..	Jacob Circle Boys' School ..	Clarke Road	87	12	99	86	2	..	2
6	" ..	Lady Hardinge Road Boys' School.	Lady Hardinge Road	91	53	144	96	4	..	4
7	" ..	Lady Jamshetji Road Boys' School.	Lady Jamshetji Road	101	59	160	127	5	..	5
8	" ..	Lower Parel Boys' School ..	Sun Mill Road	149	..	149	105	5	..	5
9	" ..	Mahim Boys' School	Cadel Cross Road	90	..	90	58	3	..	3
10	" ..	Parbhadevi Boys' School ..	Parbhadevi	51	38	89	52	3	..	3
11	" ..	Lower Parel Girls' School ..	Sun Mill Road	115	115	76	..	4	4
12	" ..	Mahim Girls' School	Mahim	51	51	37	..	2	2
13	" ..	Worli Class	Worli	13	6	19	11	1	..	1
14	" ..	Lower Mahim Class	Agar Bazar, Road, Bombay No. 14.	41	20	61	46	2	..	2
1	Urdu ..	Arthur Road Boys' School ..	Arthur Road	78	38	116	79	3	1	4
2	" ..	DeLisle Road Boys' School No. 2,	DeLisle Road	112	36	148	111	6	1	7
3	" ..	Dharavi Boys' School No. 2 ..	Dharavi Road	75	32	107	80	4	..	4
4	" ..	Lower Parel Boys' School ..	Lower Parel	52	34	86	57	3	..	3
5	" ..	Mahim Boys' School	Mahim Road	254	..	254	184	10	..	10
6	" ..	Mahim Girls' School	Do.	210	210	177	..	7	7
7	" ..	Bhawani Shankar Road Urdu Class.	Bhawani Shankar Road	13	17	30	23	1	..	1
8	" ..	Worli Urdu Class	Worli Road	45	18	63	50	2	..	2
9	" ..	Wanze Wadi Urdu Class ..	Wanze Wadi Street	63	73	136	80	2	2	4
10	" ..	Carroll Road	Carroll Road, New Foras Road ..	25	28	53	40	1	..	1
11	" ..	Dharavi Kala Killa Class ..	Dharavi Road	11	10	21	16	1	..	1

WARD

THE SCHOOLS COMMITTEE'S OFFICE, }
 BOMBAY, 31st August 1932.

Annual Expenditure for the year 1931-32.					Average Expenditure per head.	Result of the IV Standard Certificate Examination.		
Teachers' salaries.	Pay of other servants.	Rent, if any.	Contingencies.	Total.		Appeared.	Passed	Percentage of passed pupils.
.....	Rs. a. 341 0
2,769 4	91 12	612 0	116 0	3,589 8	24 0	13	13	100%
4,407 9	72 8	1,284 0	130 11	5,894 7	32 0	12	12	100%
5,162 11	329 0	1,108 4	64 8	6,662 7	49 12	7	4	87%
5,818 15	264 2	1,500 0	96 12	7,680 4	32 0	19	18	95%
2,909 15	288 0	866 0	74 15	4,137 14	37 0	14	9	70%
1,441 0	283 7	90 0	54 4	2,868 11	40 0
469 0	107 8	576 8	17 0
1,480 0	29 0	132 0	1,647 0	22 0	3	2	66%
3,495 0	288 0	1,290 0	84 0	5,155 0	54 0	7	7	100%
936 0	119 0	112 0	1,157 0	26 0	3	3	100%
1,324 0	70 0	540 0	98 0	2,081 0	44 0
1,025 0	28 0	118 0	1,166 0	23 0
3,046 0	356 0	870 0	68 0	4,935 0	33 0	11	11	100%
4,353 0	318 0	1,440 0	76 0	6,187 0	36 0	10	10	100%
3,684 0	28 0	1,500 0	130 0	5,542 0	37 0	20	19	95%
3,049 0	48 0	960 0	117 0	4,173 0	46 0	11	10	90%
2,030 0	26 0	128 0	2,179 0	24 0
4,179 0	303 0	1,200 0	80 0	5,768 0	50 0	7	7	100%
2,052 0	324 0	960 0	55 0	3,391 0	56 0	4	4	100%
502 0	502 0	26 0
.....
2,205 0	140 0	864 0	90 0	3,299 0	30 0	6	6	100%
3,828 0	332 0	1,500 0	95 0	5,755 0	51 0	10	8	80%
3,335 0	240 0	1,080 0	66 0	4,721 0	44 0	6	6	100%
2,794 0	18 0	638 0	120 0	3,566 0	46 0
5,677 0	279 0	1,494 0	104 0	7,554 0	41 0	19	16	85%
2,320 0	604 0	104 0	3,322 0	14 0	5	4	80%
612 0	144 0	98 0	854 0	38 0
1,307 0	300 0	120 0	80 0	2,007 0	36 0
945 0	192 0	585 0	66 0	1,788 0	22 0
168 0	33 0	37 0	298 0	7 0
.....	42 0	31 0	73 0

R. V. PARULEKAR,
Secretary, Schools Committee.

**SCHOOLS COMMITTEE'S
ADMINISTRATION REPORT
FOR
1931-32.**

Appendix G—(2).

**List of Private Schools which received Grants-in-Aid from the
Schools Committee during the year**

1931-32.

N.B.—The figures given are those supplied by the Schools themselves except those for annual expenditure per pupil or head and the grants-in-aid per pupil or head.

PRIMARY SCHOOLS IN BOMBAY

Annexed to Report

Description of the School.		Number.	Name of the School.	Number of pupils on 31st March 1932.			Average attendance the Average No. on Rolls during the year 1931-32.	No. of Teachers. (Full Time and Part Time.)		
M—Marathi. G—Gujarati. U—Urdu. H—Hindi. S—Sindhi. C—Canarese.	B—Boys' School. G—Girls' School. N—Night School.			Boys.	Girls.	Total.		Males.	Females.	Total.

WARD

(Population of Primary School-going

G	B	1	Bazar Gate A. V. School	257	..	257	209 230	12	..	12
G	B	2	Esplanade High School	149	..	149	117 133	9	..	9
G	B	3	Fort and Proprietary High School, Fort.	80	..	80	65 75	8	..	8
G	B	4	Sir J. J. Fort Boys' School	122	..	122	123 139	4	..	4
G	B	5	Zoroastrian Boys' and Girls' School..	103	46	149	126 131	6	1	7
G	G	6	Alexandra Girls' English Institution	..	151	151	134 152	..	8	8
G	G	7	Goculdas Tejpal Girls' School	407	407	308 406	2	12	14
G	G	8	Sir J. J. Fort Girls' School	16	127	143	127 138	1	7	8
G	G	9	Parsi Girls' School Association, Fort..	..	146	146	133 150	1	11	12
G	G	10	Women's Indian Association Classes, Fort.	..	99	99	38 99	4	10	14
G	G	11	Young Ladies' High School	10	78	88	73 83	..	6	6
U	N	12	Khilafat Colaba Night School	14	..	14	11 17	1	..	1
C	N	13	Fort Free Canarese Night School ..	72	3	75	76 87	21	..	21
C	N	14	Kanara Vidyadaini Free Night School	60	1	61	53 89	17	..	17
C	N	15	Moogaveera Poor Boys' Free Night School.	156	..	156	122 197	28	..	28

WARD

(Population of Primary School-going

M	B	1	Children's Home Junior School, Umarkhadi.	59	..	59	58 59	4	..	4	
M	B	2	St. Andrew's Primary School	14	55	69	62 76	1	4	5	
G	B	3	Central English School	150	1	151	97 110	6	..	6	
G	B	4	Chinobunder Road Gujarati School..	102	..	102	75 96	4	..	4	
G	B	5	Goculdas Tejpal Seminary	192	..	192	151 181	8	..	8	
G	B	6	H. H. The Aga Khan's I. K. Central Free School.	362	..	362	247 325	18	..	18	
G	B	7	K. K. Mandvi School	Taken over by the Schools Committee; Grant of Rs. 2,840							
G	B	8	K h o j a Khanmahomed Habibbhai School.	280	..	280	217 247	15	..	15	

WITH DETAILS—AIDED SCHOOLS.

for 1931-32.

Total Amount of expenditure for 1931-32.	Grant paid for		Expenditure per head of Pupil for 1931-32.	Annual Grant per head of Pupil for 1931-32.	Average Rate of Fees Charged.	Result of the General Vernacular Std. IV Examination held by the Board.		Percentage of the passed Pupils.	REMARKS.
	1931-32.	1930-31.				Appeared.	Passed.		
A.									
Age as per Census of 1921—4,314.									
Rs. a. p.	Rs. a. p.	Rs. a. p.	Rs.	Rs.	Rs. a. p.				
18,759 0 0	4,061 0 0	4,098 0 0	72.4	20.6	2 4 0	37	37	100.0	
9,601 0 0	1,727 0 0	2,822 0 0	72.2	18.5	3 0 0	63	63	100.0	
6,175 0 0	835 0 0	820 0 0	82.3	11.9	2 8 0	21	21	100.0	
8,782 0 0	2,129 0 0	2,284 0 0	62.8	17.1	0 5 0	33	27	82.0	
5,049 0 0	1,014 0 0	1,418 0 0	38.5	9.5	2 6 0	10	10	100.0	
12,142 0 0	2,772 0 0	3,154 0 0	79.9	23.1	4 4 0	Exempted.			
16,450 0 0	4,476 0 0	4,142 0 0	38.1	17.7	Free.	49	49	100.0	
8,780 0 0	2,178 0 0	2,777 0 0	64.6	22.4	0 5 0	11	11	100.0	
8,087 0 0	2,066 0 0	2,171 0 0	57.9	16.9	1 9 0	Exempted.			
3,320 0 0	502 0 0	502 0 0	33.5	11.7	1 2 0	
4,871 0 0	1,397 0 0	1,918 0 0	56.3	16.2	2 8 0	17	17	100.0	
131 0 0	40 0 0	50 0 0	7.7	4.	Free.	
1,369 0 0	150 0 0	150 0 0	15.7	2.1	Free.	
543 0 0	100 0 0	6.1	2.3	Free.	" De Novo " School.
3 0 0	150 0 0	150 0 0	4.1	1.2	Free.	
B.									
Age as per Census of 1921—10,538.									
972 0 0	580 0 0	48.7	12.3	Free.	Do.
0 0	1,180 0 0	1,133 0 0	61.8	18.1	0 8 0	8	8	100.0	
0	800 0 0	850 0 0	45.5	12.3	2 8 0	39	39	100.0	
	689 0 0	450 0 0	32.3	10.6	2 0 0	2	2	100.0	
	1,875 0 0	2,062 0 0	35.2	15.2	1 0 0	45	43	96.0	
15,041 0 0	3,878 0 0	4,257 0 0	46.3	16.2	Free.	34	34	100.0	
was paid for 1931-32,					..				
18,820 0 0	4,048 0 0	4,300 0 0	55.9	18.4	Free.	71	69	97.0	

Description of the School.		Number.	Name of the School.	Number of pupils on 31st March 1932.			Average attendance and Average No. on Rolls during the year 1931-32.	No. of Teachers. (Full Time and Part Time.)		
M—Marathi. G—Gujarati. U—Urdu. H—Hindi. S—Sindhi. O—Canarese.	B—Boys' School. G—Girls' School. N—Night School.			Boys.	Girls.	Total.		Males.	Females.	Total.
U	B	9	Anjuman-I-Islam Sandhurst Road School.	218	..	218	$\frac{149}{195}$	10	..	10
U	B	10	Haji Suleman Abdul Wahed Testimonial Free Memon School.	100	..	100	$\frac{67}{140}$	7	..	7
U	B	11	Lookmanji Sulemanji Boys' School ..	205	..	205	$\frac{151}{192}$	6	..	6
U	B	12	Madresa Anjuman Khawatul Islam School.	170	..	170	$\frac{129}{168}$	7	..	7
U	B	13	Madresa-I-Hastmiah School	192	..	192	$\frac{144}{180}$	15	..	15
U	B	14	Madresa-Tul-Islam Minara Musjid Day School.	277	..	277	$\frac{196}{262}$	15	..	15
S	B	15	Shri Shikarpuri Sindhi School ..	47	..	47	$\frac{44}{60}$	2	..	2
G	G	16	H. H. The Aga Khan's I. K. Kandli Mohalla Girls' School.	..	186	186	$\frac{135}{162}$..	11	11
G	G	17	H. H. The Aga Khan's I. K. Khadak Girls' School.	..	321	321	$\frac{251}{309}$..	17	17
G	G	18	Late Sajanbhai Meheralli Khoja Charitable Girls' School.	..	64	64	$\frac{49}{71}$	1	4	5
U	G	19	Anjuman-I-Islam H. M. H. E. Sobani Pardah Girls' School.	9	221	230	$\frac{182}{225}$	2	7	9
U	G	20	Lookmanji Sulemanji Girls' School	237	237	$\frac{188}{236}$	6	1	7
M	N	21	Shivaji Vijaya Free Night School ..	85	..	85	$\frac{62}{79}$	5	..	5
M	N	22	S. S. L. Mandvi Koltwada Night School	32	..	32	$\frac{21}{31}$	2	..	2
G	N	23	Anjuman-I-Islam H. M. H. I. Sobani Memorial Night School.	81	..	81	$\frac{62}{83}$	3	..	3
G	N	24	S. S. L. Mandvi Night School ..	34	..	34	$\frac{18}{30}$	1	..	1
U	N	25	Khilafat New Bengalipura Night School.	41	..	41	$\frac{26}{37}$	2	..	2
U	N	26	Khilafat Old Bengalipura Night School	23	..	23	$\frac{14}{20}$	1	..	1
U	N	27	Jamat-I-Hindustani Night School ..	Closed.
U	N	28	S. S. L. Durgah Mohallas Night School	51	..	51	$\frac{24}{33}$	2	..	2

WARD

WARD										
(Population of Primary School-going										
M	B	1	Prabhu Seminary School	129	50	179	$\frac{133}{168}$	6	1	7
M	B	2	Sonapur Lane Marathi School ..	21	19	40	$\frac{24}{60}$	2	..	2
G	B	3	Bhendi Bazar Gujarati Boys' School..	159	6	165	$\frac{142}{179}$	8	..	8
G	B	4	Kalbadevi A. V. School	155	..	155	$\frac{118}{145}$	7	..	7
G	B	5	New Bombay High School	99	2	101	$\frac{71}{91}$	8	..	8

Total Amount of expenditure for 1931-32.	Grant paid for		Expenditure per head of Pupil for 1931-32.	Annual Grant per head of Pupil for 1931-32.	Average Rate of Fees charged.	Result of the General Vernacular Std. IV Examination held by the Board.		Percentage of the passed pupils.	REMARKS.
	1931-32.	1930-31.				Appeared.	Passed.		
B—contd.									
Rs. s. p.	Rs. s. p.	Rs. s. p.	Rs.	Rs.	Rs. s. p.				
8,785 0 0	2,636 0 0	2,500 0 0	45.1	20.4	0 4 0	39	39	100%	
9,077 0 0	891 0 0	952 0 0	21.9	9.9	Free.	12	12	100%	
2,693 0 0	783 0 0	868 0 0	14.0	4.9	Free.	
4,859 0 0	1,247 0 0	1,200 0 0	29.8	10.5	Free.	
7,770 0 0	1,262 0 0	1,342 0 0	48.3	9.5	Free.	10	10	100%	
10,928 0 0	2,568 0 0	2,362 0 0	41.7	16.8	Free.	21	21	100%	
3,175 0 0	715 0 0	690 0 0	68.5	11.9	Free.	Exempted.	
11,129 0 0	2,808 0 0	2,549 0 0	61.2	17.3	Free.	8	7	88%	
14,187 0 0	3,039 0 0	3,668 0 0	45.9	14.3	Free.	19	19	100%	
5,181 0 0	1,083 0 0	1,277 0 0	72.9	19.3	1 0 0	7	7	100%	
8,995 0 0	2,675 0 0	2,754 0 0	89.9	13.8	Free.	12	10	83%	
8,825 0 0	1,040 0 0	1,102 0 0	16.8	5.7	Free.	
648 0 0	150 0 0	150 0 0	8.2	8.2	Free.	
438 0 0	70 0 0	70 0 0	13.9	5.4	Free.	SERVANTS OF INDIA SOCIETY'S BRANCH LIBRARY BOMBAY
698 0 0	150 0 0	150 0 0	8.4	2.9	Free.	
395 0 0	70 0 0	85 0 0	13.1	4.1	
253 0 0	140 0 0	140 0 0	7.0	3.7	Free.	
136 0 0	80 0 0	80 0 0	6.8	3.5	Free.	
608 0 0	135 0 0	150 0 0	18.3	5.9	0 7 0	

C.

Age as per Census of 1921—14,024.)

4,128 0 0	1,218 0 0	1,016 0 0	25.3	14.0	0 2 0	33	33	100%
978 0 0	80 0 0	80 0 0	19.5	2.9	Free.
5,598 0 0	1,398 0 0	1,580 0 0	31.3	9.9	1 5 0	15	14	93%
4,601 0 0	978 0 0	1,079 0 0	31.7	9.0	1 4 0	24	24	100%
5,089 0 0	1,508 0 0	1,320 0 0	55.9	21.2	3 1 0	18	18	100%

Description of the School.		Number.	Name of the School.	Number of pupils on 31st March 1932.			Average attendance and Average No. on Rolls during the year 1931-32.	No. of Teachers. (Full-Time and Part-Time.)		
M—Marathi. G—Gujarati. U—Urdu. H—Hindi. S—Sindhi. C—Canarese.	B—Boys' School. G—Girls' School. N—Night School.			Boys.	Girls.	Total.		Males.	Females.	Total.
G	B	6	Parel Road A. V. School	145	..	145	$\frac{108}{138}$	8	..	8
G	B	7	Proprietary and Fort High School, Chaudanwadi.	140	..	140	$\frac{117}{133}$	8	..	8
G	B	8	Royal English School	46	..	46	$\frac{31}{48}$	5	..	5
G	B	9	R. J. J. Princess Street Boys' School	110	..	110	$\frac{96}{107}$	6	..	6
G	B	10	Shri Karunashankar Boys' and Girls' School.	54	43	97	$\frac{65}{86}$	3	1	4
U	B	11	Anjuman-I-Islam New Nagpada School.	Closed.						
U	B	12	Madresa-I-Dawoodia School	65	57	122	$\frac{108}{144}$	5	1	6
U	B	13	Madresa Faisul Oulum Boys' School.	104	..	104	$\frac{81}{100}$	4	..	4
U	B	14	Madresa-I-Mohammedia Juma Masjid Day School.	85	..	85	$\frac{67}{85}$	6	..	6
U	B	15	Shakhe Madresa-I-Mohammedia School	174	..	174	$\frac{104}{161}$	9	..	9
M	G	16	S. L. and Sc. Society's Jagannath Shankarhat Girls' School.	6	120	126	$\frac{88}{113}$	1	8	9
G	G	17	Mangrol Jain Sabha Gujarati Girls' School.	..	194	194	$\frac{116}{169}$	1	7	8
G	G	18	Parsi Girls' School Association, Chandanwadi.	..	311	311	$\frac{269}{298}$..	15	15
G	G	19	Sir J. J. Princess Street Girls' School	..	140	140	$\frac{116}{134}$	1	7	8
U	G	20	Madressa Fairul Oulum Girls' School	..	81	81	$\frac{23}{81}$..	1	1
U	G	21	Maktabe Sibyat Girls' School	118	118	$\frac{67}{112}$..	5	5
H	G	22	Sitaram Potdar Balika Vidyalaya	97	97	$\frac{74}{96}$..	6	6
U	N	23	Anjuman-I-Moin Nut Tulba Night School.	47	..	47	$\frac{22}{33}$	4	..	4
U	N	24	Khilafat Nalbaraz Night School	53	..	53	$\frac{34}{49}$	3	..	3
U	N	25	Khilafat Nizampura Night School	17	..	17	$\frac{14}{16}$	1	..	1
U	N	26	Khilafat Princess Street Night School	Closed.						
H	N	27	D. A. V. Free Night School	114	..	114	$\frac{66}{130}$	15	..	15

WARD

Total Amount of expenditure for 1931-32.	Grant paid for		Expenditure per head of Pupil for 1931-32.	Annual Grant per head of Pupil for 1931-32.	Average Rate of Fees charged.	Result of the General Vernacular Std. IV Examination held by the Board.		Percentage of the passed Pupils.	REMARKS.
	1931-32.	1930-31.				Appeared.	Passed.		
8,659 0 0	2,118 0 0	2,413 0 0	62.7	19.6	2 0 0	33	33	100%	
6,976 0 0	1,775 0 0	2,088 0 0	52.4	19.0	1 6 0	32	32	100%	
3,939 0 0	500 0 0	1,186 0 0	91.6	14.7	2 8 0	6	6	100%	
6,217 0 0	1,775 0 0	1,645 0 0	59.1	18.8	0 5 0	15	14	93%	
3,112 0 0	1,024 0 0	982 0 0	36.2	15.5	1 8 0	2	2	100%	
.....	Rs. 486 paid as grant for 2 months and 10 days working during the year 1930-31.						
3,785 0 0	752 0 0	860 0 0	26.3	6.5	Free.	8	8	100%	
1,868 0 0	511 0 0	612 0 0	18.7	7.4	Free.	
3,419 0 0	971 0 0	1,220 0 0	40.2	17.0	Free.	
7,662 0 0	1,959 0 0	2,279 0 0	47.6	18.0	Free.	25	25	100%	
5,590 0 0	1,218 0 0	1,095 0 0	49.5	18.2	0 2 0	19	19	100%	
4,715 0 0	730 0 0	1,429 0 0	27.9	8.6	Free.	14	14	100%	
14,390 0 0	2,797 0 0	3,104 0 0	40.1	11.1	1 5 0	Exempted.	
9,054 0 0	2,398 0 0	2,537 0 0	67.5	19.8	0 5 0	9	9	100%	
621 0 0	140 0 0	150 0 0	20.0	7.4	Free.	
3,011 0 0	881 0 0	589 0 0	26.3	12.3	Free.	
5,585 0 0	1,095 0 0	1,140 0 0	58.1	17.5	0 6 0	Exempted.	
389 0 0	75 0 0	90 0 0	11.8	5.0	0 4 0	
943 0 0	130 0 0	90 0 0	19.2	4.0	Free.	
155 0 0	75 0 0	75 0 0	9.7	3.8	Free.	
524 0 0	Nil.	60 0 0	4.0	Free.	Average Attendance below 10.

Description of the School.		Number.	Name of the School.	Number of pupils on 31st March 1932.			Average attendance and Average No. on Rolls during the year 1931-32.	No. of Teachers. (Full-Time and Part-Time.)		
M—Marathi. G—Gujarati. U—Urdu. H—Hindi. S—Sindhi. C—Canarese.	B—Boys' School. G—Girls' School. N—Night School.			Boys.	Girls.	Total.		Males.	Females.	Total.
M	B	1	Baldnyan Vardhak Primary School ..	134	8	142	$\frac{108}{127}$	4	..	4
M	B	2	Bombay New Deaf and Dumb Institution.	13	4	17	$\frac{14}{14}$	1	..	1
M	B	3	Chikitsak Samuha Potdar Primary School.	94	20	154	$\frac{126}{146}$	8	..	8
M	B	4	Khattargali Mahajan School	85	8	93	$\frac{66}{87}$	2	..	2
M	B	5	Khetwadi Registered Primary School	107	7	114	$\frac{80}{102}$	3	..	3
M	B	6	Mughbhat Private School	35	..	35	$\frac{26}{33}$	5	..	5
M	B	7	Mughbhat Vidyavardhak Primary School.
M	B	8	Patriotic Institution	95	53	148	$\frac{114}{134}$	4	1	5
M	B	9	Sir Narayan Chandawarkar Marathi School.	165	97	262	$\frac{207}{238}$	8	1	9
G	B	10	Eyramji Jeejeebhoy Parsi Charitable Institution.	103	..	103	$\frac{95}{103}$	7	..	7
G	B	11	C. M. S. Mahaluxmi Boys' and Girls' School.	20	5	25	$\frac{17}{23}$	1	..	1
G	B	12	Fellowship School	102	45	147	$\frac{135}{154}$	6	10	16
G	B	13	Forjett Street Gujarati School ..	103	55	158	$\frac{130}{162}$	7	1	8
G	B	14	Grant Road Boys' and Girls' School ..	89	44	133	$\frac{118}{134}$	8	5	13
G	B	15	Grant Road Vernacular Boys' School .	132	17	149	$\frac{117}{134}$	6	1	7
G	B	16	Imperial High School	47	2	49	$\frac{42}{49}$	3	1	4
G	B	17	Jeejibhai Dadabhai Charity School..	118	92	210	$\frac{169}{208}$	6	7	13
G	B	18	Lady Northcote Hindu Orphanage School.	Closed.
G	B	19	Master's Tutorial High School for Boys	121	..	121	$\frac{95}{109}$	3	4	7
G	B	20	New Era School	126	104	230	$\frac{188}{200}$	12	10	22
G	B	21	Proprietary High School, Grant Road .	116	7	123	$\frac{88}{100}$	9	1	10
G	B	22	Shet Framji Nasarwanji Patel School	218	..	218	$\frac{169}{203}$	9	..	9
G	B	23	Star Primary School	45	39	84	$\frac{69}{74}$	2	3	5
H	B	24	Marwadi Commercial School	197	..	197	$\frac{171}{208}$	11	..	11
B	B	25	Marwadi Vidyalaya Hindi School ..	184	6	190	$\frac{154}{198}$	7	..	7

WARD

(Population of Primary School-going

Total Amount of expenditure for 1931-32.	Grant paid for		Expenditure per head of Pupil for 1931-32.	Annual Grant per head of Pupil for 1931-32.	Average Rate of Fees charged.	Result of the General Vernacular Std. IV Examination held by the Board.		Percentage of the passed Pupils.	REMARKS.
	1931-32.	1930-31.				Appeared.	Passed.		
3,585 0 0	1,021 0 0	1,005 0 0	28.2	9.6	0 5 0	11	11	100%	
1,839 0 0	300 0 0	300 0 0	131.3	30.0	3 0 0	
5,939 0 0	1,579 0 0	1,832 0 0	40.7	13.9	0 8 0	30	30	100%	
2,160 0 0	542 0 0	582 0 0	24.8	8.7	0 4 0	1	1	100%	
2,145 0 0	505 0 0	530 0 0	21.0	7.9	0 5 0	11	11	100%	
2,648 0 0	494 0 0	726 0 0	80.0	9.5	0 8 0	20	19	95%	
....	437 0 0	435 0 0	Amalgamated	with the Patriotic Institution	Grant paid	to the School	for the expenditure	incurred in 1931-32.	
2,641 0 0	603 0 0	753 0 0	19.7	10.0	0 4 0	11	11	100%	
6,589 0 0	2,058 0 0	1,856 0 0	27.7	11.1	0 7 0	41	40	98%	
6,517 0 0	1,549 0 0	1,055 0 0	63.3	14.3	0 7 0	49	39	100%	
568 0 0	75 0 0	70 0 0	24.7	1.8	Free.	
22,853 0 0	3,234 0 0	4,000 0 0	148.4	23.1	10 0 0	21	21	100%	
3,776 0 0	724 0 0	500 0 0	23.3	6.6	2 2 0	13	12	92%	
3,019 0 0	1,820 0 0	1,723 0 0	59.8	17.7	2 8 0	24	23	96%	
6,032 0 0	1,364 0 0	1,576 0 0	45.0	10.9	2 2 0	22	21	95%	
3,129 0 0	775 0 0	975 0 0	63.8	17.2	1 0 0	17	13	76%	
6,341 0 0	1,711 0 0	1,698 0 0	30.5	11.8	Free.	27	24	89%	
3,341 0 0	1,305 0 0	2,402 0 0	76.5	13.4	3 7 0	44	40	91%	
23,697 0 0	2,356 0 0	118.5	23.1	6 5 0	Exempted.			"De Novo" Schools.
6,591 0 0	1,874 0 0	2,228 0 0	85.9	22.3	3 2 0	32	32	100%	
7,024 0 0	2,026 0 0	1,974 0 0	34.2	14.8	1 1 0	48	38	79%	
4,404 0 0	1,193 0 0	1,281 0 0	59.5	17.0	3 1 0	21	17	81%	
9,226 0 0	1,417 0 0	750 0 0	44.3	11.8	Free.	Exempted.			
12,246 0 0	2,597 0 0	3,233 0 0	61.9	13.6	Free.	Exempted.			

Description of the School.			Number.	Name of the School.	Number of pupils on 31st March 1932.			Average attendance and Average No. on Rolls during the year 1931-32.	No. of Teachers. (Full Time and Part Time.)		
M—Marathi. G—Gujarati. U—Urdu. H—Hindi. S—Sindhi. C—Canarese.	B—Boys' School. G—Girls' School. N—Night School.				Boys.	Girls.	Total.		Males.	Females.	Total.
M	G	25	Nirgude's Charitable Girls' School	56	51	107	82 106	2	3	5	
M	G	27	Seva Sadan Normal and V. F. Classes.	..	93	93	88 94	6	5	11	
M	G	28	U. F. C. Mission Gowalla Tank School.	65	130	195	159 190	2	7	9	
G	G	29	Master's Tutorial High School for Girls	41	114	155	124 145	2	7	9	
G	G	30	Merwanji Manekji Shet Parsi Girls' School.	21	47	68	49 61	..	4	4	
G	G	31	Princess High School for Girls	52	164	216	175 201	1	9	10	
G	G	32	Sir Cawasji Jehangir Readymoney Girls' School.	42	127	169	143 168	..	7	7	
G	G	33	Sir Mangaldas Nathubhoy Girls' School	..	241	241	177 242	1	9	10	
G	G	34	Vanita Vishram Normal Classes	..	88	88	72 86	4	5	9	
G	G	35	Women's Indian Association Classes, Chaupati.	..	144	144	50 117	4	8	12	
G	G	36	Young Ladies' Training Institution, Grant Road.	..	53	53	70 86	2	11	13	
M	N	37	Y. M. H. A. Night School	27	..	27	13 16	3	..	3	

WARD

WARD

(Population of Primary School-going

M	B	1	A. M. Bynulla School	118	55	188	142 196	4	6	12
M	B	2	A. M. Mackinley Burnell School	Closed.
M	B	3	B. P. T. War Bunder School	87	28	115	89 117	4	1	5
M	B	4	Israelite School, Mazagaon	195	166	361	266 342	9	7	16
M	B	5	M. E. Mission, Agripada School	84	64	98	79 104	..	4	4
M	B	6	M. E. Mission, Foras Road School	Closed.
M	B	7	M. E. Mission, Tadwadi School	83	28	111	90 108	1	6	7
M	B	8	E. C. Free Depressed Class School, Jacob Circle.	24	5	29	25 38	2	..	2
M	B	9	S. A. Agripada School	16	10	26	16 24	1	..	1
M	B	10	S. A. Clarke Road School	21	7	28	18 24	2	..	2
M	B	11	S. A. Dagad Chawl School	38	31	64	37 59	1	..	1
M	B	12	S. A. Dhor Chawl School	7	20	27	15 32	1	..	1
M	B	13	S. A. Willingdon's Boys' Home Marathi School.	18	..	18	19 20	1	..	1

Total Amount of expenditure for 1931-32.	Grant paid for		Expenditure per head of Pupil for 1931-32.	Annual Grant per head of Pupil for 1931-32.	Average Rate of Fees charged.	Result of the General Vernacular Std. IV Examination held by the Board.		Percentage of the passed Pupils.	REMARKS.
	1931-32.	1930-31.				Appeared.	Passed.		

D—contd.

Rs. a. p.	Rs. a. p.	Rs. a. p.	Rs.	Rs.	Rs. a. p.				
8,142 0 0	927 0 0	942 0 0	29.6	12.7	Free.	10	10	100%	
9,004 0 0	3,141 0 0	3,000 0 0	95.8	41.7	1 7 0	
7,458 0 0	1,997 0 0	2,282 0 0	39.2	22.3	1 0 0	39	35	90%	
9,244 0 0	2,020 0 0	2,615 0 0	63.7	17.7	3 7 0	41	36	88%	
2,045 0 0	548 0 0	634 0 0	33.5	9.1	1 0 0	9	9	100%	
8,410 0 0	1,762 0 0	1,878 0 0	41.9	14.5	3 1 0	47	39	91%	
5,050 0 0	1,629 0 0	1,450 0 0	30.0	10.8	0 5 0	23	18	78%	
7,459 0 0	2,077 0 0	2,127 0 0	30.8	14.3	0 3 0	29	20	69%	
13,764 0 0	3,355 0 0	3,000 0 0	160.0	55.0	1 0 0	
1,884 0 0	300 0 0	260 0 0	16.1	2.4	1 0 0	
3,201 0 0	900 0 0	830 0 0	37.2	15.0	Free.	
461 0 0	80 0 0	100 0 0	30.7	5.0	Free.	

E.

Age as per Census of 1921—19,705.

8,976 0 0	2,147 0 0	2,591 0 0	45.8	17.2	0 2 0	27	27	100%	
3,736 0 0	893 0 0	876 0 0	31.9	10.3	Free.	4	3	75%	
11,097 0 0	3,569 0 0	3,285 0 0	32.4	14.7	0 4 0	46	46	100%	
2,287 0 0	650 0 0	581 0 0	22.0	9.0	Free.	
2,942 0 0	400 0 0	240 0 0	23.6	6.7	Free.	
1,968 0 0	150 0 0	150 0 0	52.0	7.0	Free.	3	3	100%	
283 0 0	11.8	Free.	Average attendance below 15
1,298 0 0	45 0 0	54.0	Free.	Do.
348 0 0	50 0 0	5.3	3.3	Free.	
444 0 0	40 0 0	13.9	Free.	Do.
1,021 0 0	150 0 0	150 0 0	51.0	4.5	Free.	1	1	100%	

Description of the School.			Number.	Name of the School.	Number of pupils on 31st March 1931.			Average attendance and Average No. on Rolls during the year 1931-32.	No. of Teachers. (Full Time and Part Time.)		
M—Marathi. G—Gujarati. U—Urdu. H—Hindi. S—Sindhi. C—Canarese.	B—Boys' School. G—Girls' School. N—Night School.				Boys.	Girls.	Total.		Males.	Females.	Total.
WARD											
M	B	..	14	Tendulkar's Boys' School	180	..	180	<u>132</u> 140	4	..	4
G	B	..	15	C. M. S. Jacob Circle School	31	17	48	<u>39</u> 52	2	..	2
G	B	..	16	H. H. The Aga Khan's I. K. Hasana- bad Boys' School.	67	..	67	<u>51</u> 65	5	..	5
G	B	..	17	Mamabai Gujarati Orphanage Pri- mary School.	72	1	73	<u>55</u> 65	4	..	4
G	B	..	18	M. E. Mission DeLisle Road School.	63	14	77	<u>60</u> 75	2	1	3
G	B	..	19	M. E. Mission Foras Road Gujarati School.	44	13	57	<u>36</u> 52	..	4	4
G	B	..	20	New Mazagaon Boys' School	81	..	81	<u>69</u> 88	5	..	5
G	B	..	21	S. A. Willingdon's Boys' Home, Gujarati.	42	..	42	<u>45</u> 49	2	..	2
G	B	..	22	Venus English School	56	61	117	<u>58</u> 100	1	4	5
U	B	..	23	Madressa-I-Farooquia School.. ..	51	..	51	<u>45</u> 54	2	..	2
U	B	..	24	Madressa-I-Ghausul Oulum Kamathi- pura School.	65	37	102	<u>91</u> 106	9	..	9
U	B	..	25	Madressa-I-Hanafia Free Urdu Boys' School.	145	..	145	<u>92</u> 124	7	..	7
U	B	..	26	Zeaul Oulum Boys' School	53	..	53	<u>48</u> 58	1	..	1
G	G	..	27	Bai Batanbai F. Panday Girls' School.	69	171	240	<u>202</u> 231	3	11	13
G	G	..	28	H. H. The Aga Khan's I. K. Hasana- bad Girls' School.	..	55	55	<u>40</u> 53	..	4	4
G	G	..	29	New Mazagon Girls' School	54	54	<u>40</u> 54	2	2	4
G	G	..	30	H. D. B. Mahomedan Female Or- phanage School.	..	46	46	<u>31</u> 44	..	3	3
U	G	..	31	Madressa-I-Hanafia Free Urdu Girls' School.	..	68	68	<u>40</u> 58	3	..	3
M	N	..	32	Tarun Bharat Sangh's Marathi Duncan Road Night School.	23	20	..	<u>15</u> 19	2	..	2
U	N	..	33	Anjuman-Talimul Muslemia Nigh t School.	35	..	35	<u>25</u> 38	2	..	2
U	N	..	34	Hafizul Islam English-Gujarati Night School.	38	..	38	<u>28</u> 37	2	..	2
U	N	..	35	Hafizul Islam Vernacular Final Night School.	48	..	48	<u>35</u> 43	3	..	3
U	N	..	36	Khilafat Arab Lane Night School ..	17	..	17	<u>13</u> 17	1	..	1
U	N	..	37	Khilafat Foras Road Night School ..	57	..	57	<u>27</u> 45	3	..	3
U	N	..	38	Khilafat Kamathipura Night School	62	..	62	<u>48</u> 58	3	..	3
U	N	..	39	Khilafat Madanpura Night School ..	71	..	71	<u>42</u> 64	3	..	3

Total Amount of expenditure for 1931-32.	Grant paid for		Expenditure per head of Pupil for 1931-32.	Annual Grant per head of Pupil for 1931-32.	Average Rate of Fees charged.	Result of the General Vernacular Std. IV Examination held by the Board.		Percentage of the passed Pupils.	REMARKS.
	1931-32.	1930-31.				Appeared.	Passed.		
<i>E—contd.</i>									
Rs. a. p.	Rs. a. p.	Rs. a. p.	Rs.	Rs.	Rs. a. p.				
8,611 0 0	1,006 0 0	1,078 0 0	25.8	8.2	0 6 0	15	15	100%	
1,285 0 0	206 0 0	180 0 0	24.7	5.0	0 0 0	
2,588 0 0	538 0 0	602 0 0	39.7	11.3	Free.	6	6	100%	
3,079 0 0	888 0 0	874 0 0	56.6	15.8	Free.	14	14	100%	
2,287 0 0	481 0 0	350 0 0	29.8	7.7	Free.	2	2	100%	
1,539 0 0	120 0 0	100 0 0	29.6	4.4	Free.	1	
2,984 0 0	818 0 0	926 0 0	38.7	12.1	1 5 0	8	8	100%	
2,108 0 0	140 0 0	150 0 0	43.0	8.7	Free.	1	1	100%	
3,192 0 0	565 0 0	31.9	8.0	2 5 0	16	16	100%	"De Novo" School.
1,586 0 0	377 0 0	340 0 0	29.3	9.7	Free.	6	6	100%	
5,077 0 0	1,256 0 0	1,510 0 0	53.6	13.6	Free.	8	8	100%	
2,630 0 0	731 0 0	1,316 0 0	21.2	8.8	Free.	10	10	100%	
1,744 0 0	383 0 0	250 0 0	33.0	10.9	Free.	
10,790 0 0	2,811 0 0	2,821 0 0	46.7	13.9	2 2 0	28	28	85%	
2,971 0 0	740 0 0	882 0 0	56.0	15.7	Free.	4	4	100%	
2,111 0 0	608 0 0	569 0 0	39.0	15.6	1 1 0	4	3	75%	
4,380 0 0	521 0 0	500 0 0	99.5	13.4	Free.	
627 0 0	407 0 0	10.8	9.5	Free.	Separate grant given for the Girls' School this year.
128 0 0	50 0 0	6.7	3.0	Free.	"De Novo" Schools.
696 0 0	100 0 0	100 0 0	21.0	3.8	Free.	
644 0 0	120 0 0	100 0 0	17.4	3.3	Free.	
848 0 0	150 0 0	150 0 0	19.7	2.8	Free.	
139 0 0	40 0 0	60 0 0	8.1	4.0	Free.	
308 0 0	85 0 0	116 0 0	6.7	4.0	Free.	
1,754 0 0	150 0 0	150 0 0	30.2	3.2	Free.	
1,095 0 0	110 0 0	110 0 0	17.1	4.4	Free.	

Description of the School.		Number.	Name of the School.	Number of pupils on 31st March 1932.			Average attendance and the Average No. on Rolls during the year 1931-32.	No. of Teachers. (Full Time and Part Time).		
M—Marathi. G—Gujarati. U—Urdu. H—Hindi. S—Sindhi. C—Canarese.	B—Boys' School. G—Girls' School. N—Night School.			Boys.	Girls.	Total.		Males.	Females.	Total.

WARD

U	..	N	..	40	Khilafat Sankil Cross Street Night School.	36	..	36	$\frac{20}{25}$	2	..	2
U	..	N	..	41	Khilafat Surtimohalla Night School ..	18	..	18	$\frac{11}{16}$	1	..	1
U	..	N	..	42	Khilafat Tank Bunder Night School	35	..	35	$\frac{26}{38}$	2	..	2
U	..	N	..	43	Khilafat Underia Street Night School..	21	..	21	$\frac{20}{32}$	1	..	1
U	..	N	..	44	Khilafat Wari Bunder Night School ..	15	..	15	$\frac{12}{15}$	1	..	1
U	..	N	..	45	S. S. L. Madanpura Night School ..	37	..	37	$\frac{22}{38}$	3	..	3
U	..	N	..	46	S. S. L. Maragaon Night School ..				Closed.			
U	..	N	..	47	S. S. L. New Nagpada Night School ..	37	..	37	$\frac{27}{42}$	3	..	3
U	..	N	..	48	Ziaul Islam Adult Night School ..	34	..	34	$\frac{15}{32}$	3	..	3

WARD

Population of Primary School-going

M	..	B	..	1	Acworth Leper Asylum School, Matunga.	7	1	8	$\frac{4}{7}$	1	..	1
M	..	B	..	2	American Mission School for the Blind	20	20	40	$\frac{34}{39}$	2	3	5
M	..	B	..	3	B. P. T. Antop Village School ..	67	31	98	$\frac{72}{89}$	1	2	3
M	..	B	..	4	B. P. T. Wadala School	63	14	77	$\frac{64}{85}$	3	2	5
M	..	B	..	5	Helpless Beggars' Relief Camp School, Rowli Hill.	5	..	5	$\frac{4}{5}$	1	..	1
M	..	B	..	6	M. E. Mission Naigaum School	28	28	$\frac{20}{25}$..	2	2
M	..	B	..	7	Naigaum Social Service Centre, Nursery School.	4	24	28	$\frac{20}{26}$..	2	2
M	..	B	..	8	Nare and Mandali's Charitable Institution.				Closed.			
M	..	B	..	9	New Parel Bholwada School				Closed.			
M	..	B	..	10	B. C. Matunga Camp School	22	16	38	$\frac{24}{35}$	2	..	2
M	..	B	..	11	S. A. Matunga Camp School	23	20	43	$\frac{37}{53}$	2	..	2
M	..	B	..	12	S. A. Naigaum School	12	7	19	$\frac{15}{20}$	1	..	1
M	..	B	..	13	Wesleyan Mission School, Parel ..	87	13	100	$\frac{69}{101}$	3	1	4
G	..	B	..	14	Britania Gujarati Boys' and Girls' School.	55	44	99	$\frac{77}{96}$	2	5	7
M	..	G	..	15	S. A. Rescue Home School, Sion	13	13	$\frac{13}{13}$..	3	3

Total Amount of expenditure for 1931-32.	Grant paid for		Expenditure per head of Pupil for 1931-32.	Annual Grant per head of Pupil for 1931-32.	Average Rate of Fees Charged.	Result of the General Vernacular Std. IV Examination held by the Board.		Percentage of the passed Pupils.	REMARKS.
	1931-32.	1930-31.				Appeared.	Passed.		

E—contd.

Rs. a. p.	Rs. a. p.	Rs. a. p.	Rs.	Rs.	Rs. a. p.				
244 0 0	70 0 0	80 0 0	9.7	8.2	Free.	
199 0 0	45 0 0	45 0 0	8.7	8.5	Free.	
816 0 0	95 0 0	60 0 0	8.3	8.0	Free.	
208 0 0	42 0 0	50 0 0	6.3	8.0	Free.	
145 0 0	55 0 0	70 0 0	9.7	4.2	Free.	
687 0 0	120 0 0	125 0 0	18.0	6.0	0 8 0	
598 0 0	145 0 0	150 0 0	14.2	5.0	0 4 0	
548 0 0	80 0 0	90 0 0	17.0	5.0	Free.	

F.

Age as per Census of 1921—11,718).

280 0 0	125 0 0	230 0 0	70.0	62.5	Free.	
5,524 0 0	1,000 0 0	1,000 0 0	141.6	81.3	Free.	
1,595 0 0	453 0 0	374 0 0	17.9	6.0	Free.	
3,041 0 0	773 0 0	840 0 0	85.8	10.7	Free.	12	12	100%	
1,105 0 0	200 0 0	250 0 0	221.0	22.2	Free.	
648 0 0	100 0 0	160 0 0	25.9	2.5	Free.	
2,363 0 0	400 0 0	90.0	22.2	Free.	" De Novo " School.
698 0 0	100 0 0	80 0 0	19.6	4.8	Free.	
555 0 0	140 0 0	120 0 0	10.5	5.2	Free.	
460 0 0	23.0	Free.	Average attendance below 15.
3,010 0 0	812 0 0	665 0 0	36.0	12.0	Free.	4	4	100%	
3,274 0 0	748 0 0	741 0 0	34.1	10.2	1 8 0	10	10	100%	
1,448 0 0	80 0 0	80 0 0	111.3	6.1	Free.	2	2	100%	

Description of the School.		Number.	Name of the School.	Number of pupils on 31st March 1932.			Average Attendance and Average No. on Rolls during the year 1931-32.	No. of Teachers. (Full Time and Part Time.)		
M—Marathi, G—Gujarati, U—Urdu, H—Hindi, S—Sindhi, C—Canarese.	B—Boys' School, G—Girls' School, N—Night School.			Boys.	Girls.	Total.		Males.	Females.	Total.

WARD

G	..	G	..	16	Dadar Girls' School	15	16	31	<u>30</u> 34	1	3	4
G	..	G	..	17	N. J. Wadia School	109	209	318	<u>250</u> 290	2	14	16
G	..	G	..	18	Sir J. J. Parel Girls' School	125	125	<u>105</u> 123	1	7	8
G	..	G	..	19	Women's Indian Association Classes, Dadar	..	40	40	<u>24</u> 38	..	9	9
M	..	N	..	20	Hindu Sabha Naigaum Night School..	34	3	37	<u>34</u> 48	3	..	3
G	..	N	..	21	Dadar Sarvajanik Free Night School..	42	..	42	<u>22</u> 51	1	..	1
U	..	N	..	22	Khilafat Lal Bag Night School ..	18	..	18	<u>16</u> 23	1	..	1
U	..	N	..	23	Khilafat Matunga Night School ..	12	..	12	<u>12</u> 18	1	..	1
U	..	N	..	24	Khilafat Naigaum Night School ..	37	..	37	<u>20</u> 32	2	..	2
U	..	N	..	25	Khilafat Parel Night School	39	..	39	<u>21</u> 31	2	..	2
U	..	N	..	26	Khilafat Sewree Night School.. .. .	29	..	29	<u>28</u> 38	2	..	2

WARD

(Population of Primary School-going

M	..	B	..	1	Bene Israelite School, Jacob Circle ..	77	95	172	<u>118</u> 158	4	6	10
M	..	B	..	2	G. E. P's. Chhabildas Lalloobhoy Pri- mary School,	204	19	223	<u>183</u> 220	9	..	9
M	..	B	..	3	David Sassoon Industrial and Refor- matory Institutions, Marathi.	115	..	115	<u>100</u> 104	5	..	5
M	..	B	..	4	S. A. Parel School	25	6	31	<u>18</u> 31	1	..	1
M	..	B	..	5	S. A. Worli School	24	9	33	<u>28</u> 32	1	..	1
G	..	B	..	6	David Sassoon Industrial and Refor- matory Institution, Gujarathi.	62	..	62	<u>59</u> 68	10	..	10
G	..	B	..	7	DeLisle Road Parel Boys' and Girls' School.	55	10	65	<u>51</u> 63	4	..	4
U	..	B	..	8	David Sassoon Industrial and Refor- matory Institution, Urdu.	106	..	106	<u>112</u> 118	5	..	5
U	..	B	..	9	Madressa-I-Makhdumia, Mahim ..	65	29	94	<u>69</u> 78	2	1	3
U	..	N	..	10	Khilafat Dharawi Night School ..	14	..	14	<u>11</u> 25	1	..	1

THE SCHOOLS COMMITTEE'S OFFICE, }
BOMBAY, 31st August 1931.

Serial No.	Grant paid for		Expenditure per head of Pupil for 1931-32.	Annual Grant per head of Pupil for 1931-32.	Average Rate of Fees charged.	Result of the General Vernacular Std. IV Examination held by the Board.		Percentage of the passed Pupils.	REMARKS.
	1931-32.	1930-31.				Appeared.	Passed.		
10	Rs. 150 0 0	Rs. 400 0 0	67.2	5.2	Rs. 2 5 0	1	1	100%	
10	3,520 0 0	2,500 0 0	65.0	15.6	1 8 0	Exempted			
10	2,285 0 0	2,048 0 0	72.3	19.9	0 5 0	14	14	100%	
10	250 0 0	200 0 0	43.0	8.8	Free.	
10	120 0 0	120 0 0	14.3	5.2	Free.	
10	100 0 0	100 0 0	11.6	4.8	Free.	
10	40 0 0	60 0 0	5.2	4.0	Free.	
10	40 0 0	11.2	Free.	Average attendance below the required number.
10	45 0 0	50 0 0	6.7	3.5	Free.	
10	60 0 0	80 0 0	5.4	4.6	Free.	
10	185 0 0	55 0 0	10.1	3.6	Free.	

per Census of 1921—13,728).

10	1,362 0 0 +242 0 0	1,000 0 0 +224 0 0	42.3	15.9	Free.	19	19	100%	
10	2,124 0 0	2,288 0 0	40.5	12.5	0 8 0	59	57	97%	
10	825 0 0	825 0 0	42.0	8.0	Free.	8	8	100%	
10	65 0 0	50 0 0	19.3	4.0	Free.	
10	40 0 0	11.2	2.0	Free.	
10	350 0 0	350 0 0	35.1	4.5	Free.	4	4	100%	
10	750 0 0	789 0 0	53.8	15.3	1 7 0	4	4	100%	
10	450 0 0	400 0 0	29.9	4.3	Free.	8	6	75%	
10	871 0 0	944 0 0	48.5	10.0	Free.	8	8	100%	
10	45 0 0	55 0 0	9.0	4.0	Free.	

R. V. PARULEKAR,
Secretary, Schools Committee.

BOMBAY, 25th July 1932.

FROM

THE MUNICIPAL AUDITORS,

BOMBAY.

TO

THE MUNICIPAL SECRETARY,

BOMBAY.

SIR,

Agreeably to the orders of the Town Council in their Resolution No. 1455, dated the 6th October 1879, and with reference to Section 137 of the Bombay Municipal Act, we beg to submit our report on the scrutiny of the outstanding bills of Rates and Taxes which were in the hands of the ward clerks in the several ward offices and in the office of the Assessor and Collector on the 31st March 1932. Four statements marked A, B, C, and D are appended herewith, giving the details of the outstanding amounts by wards and years.

From statement C it will be seen that the total outstanding balance on account of Rates and Taxes on the 31st March 1932 (inclusive of Meter Hire and contribution from Government under Section 144 of the Municipal Act) aggregated Rs. 53,78,513-2-2 against Rs. 33,68,539-8-9 on the same date of the previous year, thus resulting in an increase of Rs. 20,09,973-9-5. The outstanding balances of the two years compare as follows:—

No.	Particulars.	Outstandings	Outstandings
		on 31-3-1931.	on 31-3-1932.
		Rs.	Rs.
1	Government contribution under Section 144 of the Municipal Act	5,18,023	5,18,023
2	Government (Water and Halalkhore Taxes)	33,036	14,805
3	Port Trust	3,752
4	City Improvement Trust... ..	80,547	65,102
5	G. I. P. Railway	28,684	61,298
6	B. B. & C. I. Railway	12,644	75,074
7	Mills	16,68,098	32,93,600
8	Other rate-payers	10,21,018	13,47,929
	Total Rs. ...	33,65,802	53,75,831
	Meter Hire	2,737	2,682
	Grand Total Rs. ...	33,68,539	53,78,513

From the above figures it will be seen that the increase of over Rs. 20 lacs in the outstanding balance on the 31st March 1932 is mainly under heads (5), (6), (7) and (8); over Rs. 16 lacs in (7), over Rs. 3 lacs in (8) and nearly one lac in G. I. P. Railway and B. B. & C. I. Railway. The large increase under Mills is mainly due to the dispute in regard to the revised assesment of mills. The matter under dispute was referred to the arbitration of counsels from both sides and after a hearing of three days, the arbitrators gave their award in April 1932. According to the terms of the award the rateable value of the mill properties is being re-assessed in consultation with the engineers of each mill. The outstandings on the 31st March 1932 according to the revised valuation amounted to Rs. 32,93,599-10-0 against which Rs. 20,18,580-9-0 were paid (by all the mills except four) provisionally pending the final settlement of the dispute. The amount paid provisionally and credited to deposit has since been adjusted, leaving a balance of Rs. 12,75,019-1-0 still outstanding. Out of the amount, Rs. 11,00,628 represents the difference in taxes on the old and the revised valuation and will be kept outstanding till the matter is finally decided. The increase of more than Rs. 3 lacs in the outstanding balance on the 31st March 1932 over that of the previous year under other rate-payers is mainly due to trade depression and

financial stringency all round. The Assessment Department is trying its best to recover the arrears by giving every facility to the landlords by granting time or receiving payments by instalments. The increase in both the Railways is due to payments not having been made before the close of the year.

Of the total outstandings on 31st March 1932, viz., Rs. 53,75,830-10-2, Rs. 32,03,322-6-10 were recovered during the quarter ending 30th June 1932 and bills amounting to Rs. 16,450-12-0 were recalled and cancelled, thus leaving Rs. 21,56,057-7-4 only outstanding on the 30th June 1932.

The following figures disclose the transactions of the whole year :—

	Rs.	a.	p.
Balance on 1st April 1931	33,65,802	0	9
Total net demand for property and wheel Taxes during 1931-32.	2,45,39,319	10	0
	Total Rs.	2,79,05,121	10 9
<i>Less</i> : Recoveries during 1931-32	2,25,29,291	0	7
Balance outstanding on 31st March 1932 (exclusive of Meter Hire)	53,75,830	10	2

The total amounts of drawbacks allowed during the year under review aggregated Rs. 4,12,100-14-0 against Rs. 3,19,506-6-0 in the year 1930-31.

Statement D shows the number of bills and amounts outstanding on account of street number plates.

Some of the bills included in the statements were not produced before us as they were stated, by the Assessment Department, to have been paid after 31st March 1932.

The statements form part of the Annual Administration Report on the Municipal accounts for 1931-32 now under preparation.

We have the honour to be,

Sir,

Your most obedient servants,

H. S. KATRAK, F.C.R.A.,

T. J. PAREKH,

Municipal Auditors.

Appendix A.

STATEMENT of outstanding bills of Rates and Taxes for the year 1931-32 in the hands of the Ward Clerks and in the Office of the Assessor and Collector on 31st March 1932.

Wards.	No. of Bills.	DETAILS OF DEMAND.								Meter Hire.	Total.
		General Tax.	Water Tax.			Halalkhore Tax.		Tax on Vehicles and Animals.	Total.		
			On Value.	By Meter Measurement.	Compounded Tax.	On Value.	At a special rate.				
1	2	3	4	5	6	7	8	9	10	11	12
1931-32.		Rs. a. p.	Rs. a. p.	Rs. a. p.	Rs. a. p.	Rs. a. p.	Rs. a. p.	Rs. a. p.	Rs. a. p.	Rs. a. p.	Rs. a. p.
A Ward	1,463	12,87,060 13 0	26,052 3 0	27,513 0 0	605 13 0	3,36,710 8 0	20,359 14 0	16,98,302 3 0	454 0 0	16,98,756 3 0
B "	1,382	2,22,292 3 6	66,199 2 0	11,420 12 0	513 11 0	61,872 11 0	4,585 6 0	3,66,883 13 6	243 0 0	3,67,126 13 6
C "	694	79,375 0 0	24,120 8 0	1,581 7 0	427 8 0	21,542 2 0	4,305 5 0	1,31,351 14 0	75 0 0	1,31,426 14 0
D "	1,178	1,15,012 7 0	27,039 7 0	9,874 5 0	1,079 12 0	31,737 0 0	14,915 6 0	1,90,688 5 0	189 0 0	1,90,877 5 0
E "	756	54,745 0 0	13,024 14 0	4,113 2 0	33 8 0	15,685 9 0	8,903 9 0	96,505 10 0	117 0 0	96,622 10 0
F "	283	37,820 9 0	3,219 2 0	25,580 2 0	18 1 0	9,951 5 0	2,190 10 0	79,079 13 0	30 0 0	79,109 13 0
G "	1,051	2,05,985 13 6	8,910 15 0	27,415 9 0	50 0 0	53,772 13 0	4,119 10 0	3,00,254 12 6	619 8 0	3,00,874 4 6
G. P. R.	187	81,460 13 0	2,357 13 0	31,838 14 0	73 4 0	8,941 12 0	692 3 0	1,25,364 11 0	862 0 0	1,26,226 11 0
City Improvement Trust.	691	28,624 13 0	6,500 4 0	4,540 2 0	4 0 0	5,637 2 0	45,806 5 0	93 0 0	45,399 5 0
Total	7,685	21,12,377 8 0	1,77,424 4 0	1,43,877 5 0	2,805 9 0	5,45,850 14 0	692 3 0	59,709 12 0	30,42,737 7 0	2,682 8 0	30,45,419 15 0

MUNICIPAL OFFICE,
BOMBAY, 25th July 1932. }

H. S. KATRAK, F.C.B.A.
T. J. PAREKH,
Municipal Auditors.

Appendix B.

Summary of outstanding bills of Rates and Taxes for the year 1930-31, and previous years in the hands of the Ward Clerks and in the office of the Assessor and Collector on 31st March 1932.

Wards.	No. of Bills.	Details of Demand.								REMARKS.
		General Tax.	Water Tax.			Halalkhore Tax.		Tax on Vehicles and Animals.	Total.	
			On Value.	By Meter Measurement.	Compounded Tax.	On Value.	At a special rate.			
1	2	3	4	5	6	7	8	9	10	
		Rs. a. p.	Rs. a. p.	<i>For the year 1922-23.</i>		Rs. a. p.	Rs. a. p.	Rs. a. p.	Rs. a. p.	
F Ward	1	16 11 0	9 13 0	26 7 0	
Total ...	1	16 11 0	9 13 0	26 7 0	
				<i>For the year 1923-24.</i>						
E Ward	5	50 5 0	17 7 0	27 7 0	95 3 0	
F "	2	33 6 0	19 8 0	52 14 0	
Total ...	7	83 11 0	17 7 0	46 15 0	148 1 0	
				<i>For the year 1924-25.</i>						
D Ward	4	169 6 0	70 0 0	239 6 0	
E "	14	296 13 0	153 0 0	28 8 0	624 5 0	
I "	2	23 0 0	15 1 0	38 1 0	
C "	10	354 0 0	139 3 0	111 4 0	604 7 0	
Total ..	30	843 3 0	292 3 0	28 8 0	70 0 0	1,506 3 0	
				<i>For the year 1925-26.</i>						
A Ward	4	95 0 0	95 0 0	
D "	8	266 4 0	88 9 0	70 13 0	445 10 0	
E "	14	712 9 0	114 4 0	12 0 0	20 0 0	1,072 6 0	
G "	17	319 10 0	113 0 0	1,138 8 0	90 1 0	47 0 0	1,708 3 0	
Total ...	43	1,298 7 0	315 13 0	1,160 8 0	394 7 0	162 0 0	3,321 3 0	

APPENDIX B—(continued),

Wards.	No. of Bills.	Details of Demand.								REMARKS.
		General Tax.	Water Tax.			Halalkhore Tax.		Tax on Vehicles and Animals.	Total.	
			On Value.	By Meter Measurement.	Compounded Tax.	On Value.	At a special rate.			
1	2	3	4	5	6	7	8	9	10	
		Rs. a. p.	Rs. a. p.	Rs. a. p.	Rs. a. p.	Rs. a. p.	Rs. a. p.	Rs. a. p.	Rs. a. p.	
A Ward	5	115 0 0	115 0 0	
D "	14	1,105 9 0	113 4 0	289 13 0	20 0 0	1,528 10 0	
E "	10	1,937 15 0	370 1 0	519 13 0	2,827 13 0	
F "	4	572 5 0	572 5 0	
G "	17	514 1 0	157 10 0	1,093 0 0	125 14 0	1,890 9 0	
Total	50	3,557 9 0	640 15 0	1,665 5 0	935 8 0	135 0 0	6,934 5 0	
				Rs. a. p.	Rs. a. p.					
A Ward	1	20 0 0	30 0 0	
B "	1	34 13 0	9 1 0	43 14 0	
C "	3	432 6 0	42 4 0	33 12 0	508 6 0	
D "	17	1,026 10 0	87 14 0	268 15 0	265 0 0	1,648 7 0	
E "	11	3,102 7 0	690 7 0	820 0 0	4,612 14 0	
F "	10	366 12 0	641 8 0	69 10 0	85 0 0	1,062 14 0	
G "	40	2,239 11 0	767 10 0	676 0 0	614 8 0	4,299 13 0	
City Improvement Trust	4	63 14 0	20 14 0	16 10 0	101 6 0	
Total	87	7,166 9 0	1,600 1 0	1,319 8 0	1,832 8 0	370 0 0	12,297 10 0	
				Rs. a. p.	Rs. a. p.					
A Ward	6	100 0 0	42 0 0	33 10 0	64 0 0	239 10 0	
B "	3	226 9 6	18 2 0	244 11 6	
C "	11	936 6 0	110 1 0	809 2 0	244 4 0	2,099 13 0	
D "	37	1,609 12 0	245 1 0	616 14 0	421 8 0	527 0 0	3,420 3 0	
E "	18	2,886 13 0	606 14 0	164 8 0	753 0 0	40 0 0	4,451 3 0	
F "	8	470 14 0	66 9 0	9 14 0	122 14 0	6 11 0	676 14 0	
G "	66	3,553 9 0	989 8 0	443 11 0	1 0 0	938 12 0	5,926 8 0	
City Improvement Trust	17	136 2 0	44 12 0	40 14 0	221 12 0	
Total	166	9,920 1 6	2,104 13 0	2,044 1 0	1 0 0	2,573 0 0	637 11 0	17,280 10 6	

APPENDIX B—(concluded).

Wards.	No. of Bills.	Details of Demand.							REMARKS.	
		General Tax.	Water Tax.			Halalkhore Tax.		Tax on Vehicles and Animals.		Total.
			On Value.	By Meter Measurement.	Compounded Tax.	On Value.	At a special rate.			
1	2	3	4	5	6	7	8	9	10	
				<i>For the year 1929-30.</i>						
		Rs. a. p.	Rs. a. p.	Rs. a. p.	Rs. a. p.	Rs. a. p.	Rs. a. p.	Rs. a. p.	Rs. a. p.	
A Ward	25	388 11 0	145 0 0	115 12 0	225 0 0	872 7 0	
B "	28	9,850 12 0	905 8 0	2,558 8 0	114 0 0	13,428 12 0	
C "	26	2,892 9 0	184 3 0	736 4 0	114 8 0	4,561 0 0	
D "	52	3,052 9 0	522 13 0	798 0 0	771 11 0	7,174 13 0	
E "	41	4,648 18 0	622 8 0	1,291 15 0	270 4 0	6,833 8 0	
F "	20	1,735 5 0	593 9 0	474 14 0	40 0 0	2,843 12 0	
G "	111	5,371 6 0	1,248 3 0	1,350 13 0	498 11 0	9,016 8 0	
G. P. R.	3	4,567 6 0	4,567 6 0	
City Improvement Trust	42	3,506 0 0	1,316 4 0	1,083 3 0	5,910 6 0	
Total ..	347	36,011 7 0	5,538 0 0	3,204 3 0	11 8 0	8,409 4 0	2,034 2 0	55,208 8 0	
				<i>For the year 1930-31.</i>						
		Rs. a. p.	Rs. a. p.	Rs. a. p.	Rs. a. p.	Rs. a. p.	Rs. a. p.	Rs. a. p.	Rs. a. p.	
A Ward	360	11,80,225 7 0	1,889 3 0	1,037 8 0	3,07,477 1 0	1,007 15 0	14,91,637 2 0	
B "	126	29,067 7 0	5,191 9 0	3 8 0	7,883 2 0	394 11 0	42,540 5 0	
C "	66	6,376 13 0	2,145 5 0	2,153 7 0	498 5 0	11,881 12 0	
D "	185	28,296 9 0	2,706 10 0	5,987 1 0	2,090 15 0	41,698 7 0	
E "	82	7,314 13 0	1,377 0 0	1,956 3 0	584 11 0	11,438 13 0	
F "	44	2,323 8 0	767 9 0	630 11 0	543 0 0	4,264 12 0	
G "	285	57,628 1 8	2,732 10 0	15,018 13 0	933 10 0	80,078 13 8	
G. P. R.	51	7,950 6 0	860 6 0	21,244 9 0	
City Improvement Trust	131	8,526 12 0	2,534 3 0	1,715 6 0	13,562 9 0	
Total ..	1,350	13,27,609 12 8	19,344 1 0	21,642 10 0	32 8 0	3,43,682 2 0	32 14 0	6,003 3 0	17,18,347 2 8	

370

MUNICIPAL OFFICE,
Bombay, 25th July 1932. }

H. S. KATRAK, F.C.R.A.,
T. J. PAREKH,
Municipal Auditors.

Appendix C.

Summary of Appendices A and B.

Year	Appendix A.		Appendix B.		Grand Total.	
	Number of Bills.	Amount.	Number of Bills.	Amount.	Number of Bills.	Amount.
1931-32	7,685	Rs. 30,45,419 15 0	7,685	Rs. 30,45,419 15 0
Contribution from Government under Section 144 of the Act	5,18,023 1 0	5,18,023 1 0
1930-31	1,350	17,18,347 2 8	1,350	17,18,347 2 8
1929-30	347	55,208 8 0	347	55,208 8 0
1928-29	166	17,280 10 6	166	17,280 10 6
1927-28	87	12,297 10 0	87	12,297 10 0
1926-27	50	6,934 5 0	50	6,934 5 0
1925-26	43	3,321 3 0	43	3,321 3 0
1924-25	30	1,506 3 0	30	1,506 3 0
1923-24	7	148 1 0	7	148 1 0
1922-23	1	26 7 0	1	26 7 0
Total ...	7,685	35,63,443 0 0	2,081	18,15,070 2 2	9,766	53,78,513 2 2

371

MUNICIPAL OFFICERS,
BOMBAY, 25th July 1932.

H. S. KATRAK, F.C.B.A.
T. J. PAREKH,
Municipal Auditors.

Appendix D.

Bills on account of Street Number Plates outstanding on 31st March 1932.

Ward.	Number of Bills.	Amount.	REMARKS.
		Rs. a. p.	
A ...	3	3 12 0	
F ...	1	1 12 0	
G ...	14	33 4 0	
Total ...	18	43 12 0	

MUNICIPAL OFFICE,
BOMBAY, 25th July 1932. }

H. S. KATRAK, F.O.R.A.,
T. J. PAREKH,
Municipal Auditors.

BOMBAY, 9th September 1932

FROM

THE MUNICIPAL AUDITORS,
BOMBAY.

TO

THE MUNICIPAL SECRETARY,
BOMBAY.

SIR,

We have the honour to submit herewith our report on the accounts of the Schools Committee for the year 1931-32 with a view to the same being printed with the Administration Report for the year.

We have the honour to be,

Sir,

Your most obedient servants,

H. S. KATRAK, F.C.R.A.,

T. J. PAREKH,

Municipal Auditors.

**REPORT ON THE ACCOUNTS OF THE SCHOOLS COMMITTEE FOR THE
YEAR 1931-32.**

In accordance with the orders in bye-law No. 14 of the Schools Committee framed by the Corporation under Section 461 (u) of the Municipal Act the audit of the Schools Committee accounts for 1931-32 was carried out by the Municipal Auditors appointed by the Corporation under Section 136 (3) of the Municipal Act. The work was commenced in May 1932 and owing to the shifting of the Schools Committee Office from the Head Municipal Office to the Gilder Tank Market Buildings, considerable inconvenience is being felt in carrying out the work. The account books have been examined and the Establishment and Contingent vouchers are in course of examination. After the submission of our report for the last year, a list of objections on the audit of the Establishment and Contingent vouchers was submitted to the Schools Committee for necessary action. The Committee have already passed their orders on the report. A similar report will be submitted this year on completion of the detailed examination of all vouchers for final orders of the Committee.

The Provident Fund accounts upto 1930-31 which were being delayed owing to some difficulties are now ready and are in the course of examination, on completion of which a report will be made to the Committee. The Provident Fund yearly statements for 1931-32 are expected to be ready by the end of October 1932.

The accounts of the Schools Committee for the year 1931-32 opened with the working balance of Rs. 1,45,528-10-6 which was in excess of the budgetted opening balance for that year, viz., Rs. 1,44,575 by Rs. 953-10-6. This amount was refunded to the Municipal General Fund agreeably to the orders of the Corporation in their Resolution No. 7666 dated the 28th November 1929 and was taken as a set off against the total sanctioned grant for the year from the Municipal General Fund.

The results of the year are briefly summarized below :—

	Accounts for 1930-31.	1931-32.		
		Budget.	Revised.	Accounts.
	Rs.	Rs.	Rs.	Rs.
Receipts	30,11,429	30,35,241	30,35,495	30,36,128
Expenditure	30,68,580	31,59,816	31,59,480	31,59,992
Deficit	57,151	1,24,575	1,23,985	1,23,864

Comparison of Actuals.

The Receipts for the year under report amounted to Rs. 30,36,128 (inclusive of the amount of Municipal Grant of Rs. 30 lakhs received by the Committee) against Rs. 30,11,429 in the previous year or Rs. 24,699 in excess. The increase is under Municipal Contribution which was Rs. 30 lakhs against Rs. 29,71,700 in the previous year or Rs. 28,210 in excess and in School Fees (Rs. 3,527) due to a large increase in the number of pupils in the several schools. This increase was partially counterbalanced by a falling off in Miscellaneous Receipts and Pension Fund Subscription from employees due to the fact that the actuals of the previous year included large arrears. On the expenditure side the actuals were Rs. 91,412 in excess of those of the previous year (Rs. 31,59,992 against Rs. 30,68,580). The increase is distributed amongst several heads but chiefly under (1) Head Masters and Teachers, (2) Servants, (3) School Furniture, (4) Municipal Share towards Provident Fund, (5) Petty additions to School Buildings, (6) Pension, Gratuity and Compassionate Allowances. The increases under (1) and (4) were chiefly on account of annual increments and entertainment of additional temporary staff owing to increased number of children attending schools. The increase under (2) was on account of additional staff and under (3) was due to purchase of new furniture for the accommodation of increased number of pupils and also to the fact that the expenditure on this item in previous years was very low. The rise in (6) was due to an increase in the number of pensioners and under (5) to petty additions made in several schools buildings and to the fitting up of partition

walls in the Improvement Trust Buildings at Matunga for the location of Municipal Schools removed there. These increases were, however, partially counterbalanced by savings under (a) Rents, due to reduction in the rents of buildings all round and to the location of schools in Municipal Buildings, (b) Prizes, (c) Contingencies and Miscellaneous, (d) Grants-in-aid to Primary Schools due to the vigorous efforts of the Committee in keeping down the expenditure wherever possible without impairing efficiency.

Comparison of Actuals with the Budget and Revised Estimates for the Year.

Under Receipts, the actuals for the year (Rs. 30,36,128) exceeded the Budget (Rs. 30,35,241) by Rs. 887 and the Revised (Rs. 30,35,495) by Rs. 633. Compared with the Budget the falling off of Rs. 3,142 in the estimated receipts from school fees and of Rs. 1,087 under interest on Endowments and Investments was more than counterbalanced by an increase of Rs. 2,584 under Contribution to Pension Fund from teachers, etc., and to Miscellaneous receipts aggregating Rs. 2,531 for which no provision was made in the original estimates. The increase in the Revised is made up of slight excesses under the last mentioned two heads. On the expenditure side, however, the actuals practically followed the Budget and Revised estimates, there being excesses of Rs. 176 and 512 over the Budget and the Revised respectively. There were, however, large variations in the several minor heads. There were excesses when compared with the Budget under Head Masters and Teachers, Servants, School furniture, Contingencies and Miscellaneous, Superintendents and their establishments, Teachers' Library and Museum, and Petty additions to Municipal Buildings. These were practically covered by savings under other heads. The reasons for the excesses and savings have already been explained above.

The following statement gives the transactions of the School Fund for the last five years:—

Year.	Receipts.	Expenditure.	Working balance at the end of the year.
	Rs.	Rs.	Rs.
1927-28	29,69,119	29,50,599	4,34,507
1928-29	28,54,892	30,12,311	2,77,185
1929-30	31,56,759	29,68,295	2,94,021
1930-31	30,11,429	30,68,580	1,45,529
1931-32	30,36,128	31,59,992	20,711

From the above figures it will be seen that the working balance of the Schools Fund which stood at Rs. 4,34,507 on the 31st March 1928 is reduced to Rs. 20,711 on the 31st March 1932, i.e., very near the minimum balance required by bye-law No. 11 of the Schools Committee. This large decrease is due to (1) excesses of expenditure over receipts in the years 1928-29, 1930-31 and 1931-32 which were practically covered by excesses of receipts over expenditure in the years 1927-28 and 1929-30 and (2) to the principle approved of by the Corporation in their Resolution No. 7666 dated the 28th November 1929 of asking the Schools Committee to pay to the credit of the Municipal General Fund the difference between the actual balance of the year and the budgetted balance for that year. Agreeably to these orders the total amount repaid by the Schools Committee to the credit of the Municipal General Fund has aggregated Rs. 2,63,924 in the last three years. During the year under review excesses over the revised grants under several heads were anticipated. A statement of transfers of grants was submitted by the Secretary for the sanction of the Committee in his Memorandum dated the 29th March 1932, and which was to be considered at a meeting called on the 30th March 1932 but postponed for want of quorum. Sanction was however accorded by the Committee in their Resolution No. 34 dated the 4th April 1932. While sanctioning the revised grants it was however noticed that the grant for servants was inadvertently entered at Rs. 98,430 instead of Rs. 99,430. The Secretary therefore applied for sanction in his Memorandum of the 6th May 1932 which was accorded by the Committee in their Resolution No. 122 dated the 11th May 1932. Owing to the vigorous efforts of the Committee in restricting expenditure and to the rise of nearly 5,000 pupils in the number attending the schools the expenditure per pupil during the year 1931-32 has fallen from 50.9 to 48.3 and thus a substantial reduction in the percentage of expenses per pupil has been achieved.

The Government Grant received during the year 1931-32 on account of Primary Education and credited to the Municipal General Fund amounted to Rs. 7,94,184 (Rs. 7,85,000 provisionally paid by Government subject to adjustment plus Rs. 9,184 on account of the

expenditure incurred on the five Anglo-Vernacular schools maintained by the Committee). Agreeably to Government calculation the net amount payable to the Municipality was as follows :—

	Rs.
Grant for 1931-32 for the extra expenditure on a voluntary basis ..	6,25,000
Provisional Grant for the year 1931-32 for extra expenditure on Primary Education	2,07,378
	<hr/>
Total Rs. ..	8,32,378
<i>Deduct</i> —5 per cent. cut on the amount as per Government Memo- randum—Educational Department No. 4063-F dated the 22nd December 1930	41,618
	<hr/>
Total Rs. ..	7,90,760
	<hr/>

Against this sum of Rs. 7,90,760 a sum of Rs. 7,85,000 was actually paid subject to adjustment later on. The suit pending in the High Court of Bombay filed by the Municipality for the recovery of accumulated arrears of grants towards Primary Education against Government came up for hearing in March 1932 and was dismissed with costs on technical grounds under which the learned Judge held that the agreement between the Municipality and Government was not a legal contract enforceable at law.

The total assets and the working balance of the School Fund on the 31st March 1932 were Rs. 16,28,639-5-10 and Rs. 20,711-3-7 respectively.

ASSETS.

	Rs.	a.	p.
Surplus cash investment with the Imperial Bank of India :—			
3½ per cent. Government Promissory Notes of the face value of Rs. 11,200	10,801	0	0
Securities belonging to Prize and other Funds with the Imperial Bank of India for safe custody	1,86,300	0	0
Chief Accountant, Bombay Municipality, Deposits regarding Provi- dent Fund investments	14,03,156	8	11
Security deposits from Contractors	1,000	0	0
			<hr/>
			Rs. a. p.
Advances recoverable :—			
Advances to Officers	360	0	0
Advances to Teachers	3,204	0	0
			<hr/>
			3,564 0 0
Balances :—			
(1) With the Imperial Bank of India	23,413	4	3
(2) In Office Treasury	404	8	8
			<hr/>
			23,817 12 11
			<hr/>
Total Rs. ..	16,28,639	5	10
			<hr/>

LIABILITIES.

	Rs.	a.	p.
Deposit Account	9,087	14	3
Unclaimed Wages Deposit Account	2,957	0	0
Cash Deposits from Contractors	3,925	0	0
Paper Deposits from Contractors	1,000	0	0
Provident Fund Account	13,95,913	14	5
Amount of Prize Funds	1,91,505	0	7
Income Tax	3,099	5	0
Donations for Scholarship to Girls in Urdu Schools	440	0	0
	<hr/>		
Total Rs.	16,07,928	2	3
Balance Rs.	20,711	3	7
	<hr/>		
Grand Total Rs.	16,28,639	5	10

The cash balance in the Office treasury was counted and found correct. The balance in the Bank Pass Book (Rs. 1,75,670-6-10) differs from that shown in the Cash Book (Rs. 23,413-4-3) by Rs. 1,52,257-2-7. The difference is due to cheques drawn on or before the 31st March 1932 not having been cashed during the year.

The safe custody receipts for Government Promissory Notes and other securities lodged with the Imperial Bank of India were examined and found correct.

During the course of examination of vouchers for contingent charges, it was observed that 14 cheques of the aggregate value of Rs. 27,773-4-9 were drawn between the 29th and 31st March 1932 in favour of the Secretary for several purposes (*viz.*, purchase of furniture, school books, sewing and drawing requisites etc.). The amounts are charged off in the accounts to the debit of the proper service heads but no vouchers for these from the parties are forthcoming though full six months have elapsed. Ten cheques for Rs. 20,650 are still in the hands of the Secretary. It is not understood why these amounts were drawn when they were not actually required for payment or orders for supply were not given. If they were drawn simply with a view to prevent lapses of grants, the procedure followed seems highly objectionable from an accounts point of view and the Secretary has been asked to explain the matter.

H. S. KATRAK, F.O.R.A.,

T. J. PAREKH,

Municipal Auditors.

BOMBAY, 9th September 1932.

BOMBAY, 20th September 1932.

FROM

THE MUNICIPAL AUDITORS,
BOMBAY.

TO

THE MUNICIPAL SECRETARY,
BOMBAY.

SIR,

Agreeably to the orders in Section 137 (1) of the City of Bombay Municipal Act of 1888, we beg to submit herewith our report on the Municipal Accounts for the year 1931-32, with a view to the same being printed and submitted to the Standing Committee and Corporation as usual with the Administration Report for the year.

We have the honour to be,
Sir,
Your most obedient servants,

H. S. KATRAK, F.C.R.A.,
T. J. PAREKH,

Municipal Auditors.

REPORT OF THE AUDITORS ON THE MUNICIPAL ACCOUNTS FOR THE YEAR
1931-32 :—

1. Under section 136 (1) of the Municipal Act Khan Bahadur H. S. Katrak, F.C.R.A., and Mr. Thakordas J. Parekh were appointed Auditors for the year 1931-32 under Corporation Resolution No. 9389, dated the 2nd March 1931.

2. During the year under review, at the suggestion of the Commissioner in his note on the Budget for the year approved of by the Standing Committee and the Corporation, two important changes were made in the procedure followed hitherto in the case of two special funds, (1) the Lands and Buildings Fund was closed and the amount standing to its credit was transferred to "Revenue" as extraordinary receipts and (2) similarly the accumulated interest in the Plant and Machinery Depreciation Fund upto 1929-30 was transferred to "Revenue" as extraordinary receipts. The main reasons for these changes were as follows :—(a) The Lands and Buildings Fund was created in 1915 with the approval of the Standing Committee and the Corporation. The receipts to be credited to this fund were, (1) Sale proceeds of lands and buildings including set-forward lands and (2) Indemnity money from house owners for permission to build within regular line of streets and the fund was intended to be used for meeting the cost of acquisition of set-backs. The original object for which the fund was created was given up in 1924-25 and at the suggestion of the then Municipal Commissioner approved of by the Standing Committee and the Corporation the whole balance of the fund was utilized for the payment of interest on loans raised for financing development schemes. When the balance at the credit of the fund was insufficient to meet the interest charges arrangements were made to meet them out of the sale proceeds of land in the first instance and then the balance made good from current revenues. As the money required for the acquisition of set-backs is now provided out of the Loan Funds, the fund was no longer serving the object for which it was created and it was therefore proposed to close it by transferring the amount at its credit to Revenue; (b) the amounts provided year after year from revenue for the depreciation of Plant and Machinery provided not only for the replacement of the assets at the end of their calculated lives but also for the payment of interest on the sums taken from revenue. The accumulated interest upto 1929-30 was therefore proposed to be transferred to revenue as there was no object in making such provision.

3. There were no other noteworthy changes in the allocation of charges or in the method of maintaining accounts which were checked in detail from day to day. The vouchers relating to receipts, disbursements and adjustments were checked with the entries in the Day Books in detail and the entries in the Day Books were traced to ledgers. The weekly abstract accounts were examined as soon as they were produced prior to their submission to the Standing Committee and publication in the *Government Gazette*.

General Fund.

4. The following statement gives the figures for the Budget, Revised and Actuals of the year under review together with the actuals of the previous year, for comparison :—

Particulars.	Actuals 1930-31.	1931-32.		
		Budget.	Revised.	Actuals.
Revenue and Receipts ..	Rs. 3,20,46,672	Rs. 3,20,92,857	Rs. 3,28,64,329	Rs. 3,19,14,176
Expenditure	3,26,47,552	3,29,25,259	3,27,71,769	3,23,28,729
Surplus	92,560	..
Deficit	6,00,880	8,32,402	..	4,14,553
Unexpended grants to be renewed during the following year	6,17,635	4,39,052

Comparison of Accounts.

There was a falling off, in the actuals of Revenue for the year under report, of Rs. 1,32,496 when compared with that of the previous year and had it not been for the special extraordinary receipts aggregating Rs. 6,48,458 on account of transfers from the Land and Buildings Fund and the Plant and Machinery Depreciation Fund mentioned in para 2 above, the decrease in the ordinary Revenue for the year would have amounted to Rs. 7,80,954 being the net result of an increase of Rs. 18,32,641 under certain heads and decrease of Rs. 26,13,595. The more important variations are detailed below :—

Heads.	Increase.	Decrease.
	(in thousands of Rupees)	
	Rs.	Rs.
General Tax	13
Town Duties	480
Cotton Duty	528
Tobacco Duty	48	..
Interest, etc.	183	..
Miscellaneous receipts	22
Water Works	57
Education	26
Medical Relief	13	..
Roads, Drains, and Sewers	70
Buildings, Land Acquisition, etc.	168	..
Licensing and Removal of Encroachments	36	..
Markets and Slaughter Houses	16
Contribution from Capital Works to Revenue.. .. .	8	..

The following are the reasons for the variations. The increase in Tobacco Duty was mainly due to increased imports and to an enhancement in the Duty from the 19th March 1932 from Rs. 7-8-0 to Rs. 30 per maund under the Tobacco Duty Amendment Act of 1932, while that under Interest was due to high rates of interest realized on investments, and discount on India Treasury Bills. The increase under Medical Relief was under Miscellaneous Receipts and receipts from the Gordhandas Sunderdas Medical College partially counterbalanced by the absence of the contribution of Rs. 15 from Government for the dispensary for combating venereal diseases. The increase under Buildings, Land Acquisition and Management was due to an increase of Rs. 185 under Sale of Surplus Lands and Rs. 30 under Ground Rent partially counterbalanced by a decrease of Rs. 50 under Rent of Buildings. The increase under Licensing Department was mainly under Removal of Encroachments and Miscellaneous Receipts. The increase under Contribution from Capital Fund to Revenue was due to an increase in the Loan Works Staff. The decrease of Rs. 13 under General Tax is the net result of increases of Rs. 241 under Port Trust due to the recovery of arrears of taxes of two years which were held over pending the quinquennial revision of valuation and of Rs. 736 under mills due to the payment of arrears of taxes of previous years which were held back owing to a dispute having arisen in the revised valuation of mill properties and of decreases of Rs. 552 in the recovery from the public due mainly to trade depression, and financial stringency all round and Rs. 359 and Rs. 53 from the G. I. P. and B. B. & C. I. Railways respectively due to arrears outstanding. The decrease under Town Duties (Rs. 480) was due to less imports of sugar and large refunds and to the fact that the imports in the closing months of the last year were unusually heavy to avoid the anticipated increase in duty. The depression in cotton trade and late and diminished yield of crops account for the large falling off under Cotton Duty. The decrease under Miscellaneous was chiefly under Fines for offences against the law while that under Water Works was chiefly under Tax on rateable value. The Government contribution towards Primary Education was Rs. 794 only against Rs. 815 in the previous year. This mainly accounts for the falling off under Education. The decrease under Roads, Drains and Sewers was chiefly under Wheel Tax on both public and private conveyances and under Miscellaneous Receipts. Under Markets and Slaughter Houses the falling off was chiefly under Stall Rents and Slaughter Fees.

On the expenditure side the actuals for the year under review (Rs. 3,23,28,729) fell short of those of the previous year (Rs. 3,26,47,552) by Rs. 3,18,823 being the net result of increases under some heads to the extent of Rs. 9,14,121 and a falling off under certain heads to the extent of Rs. 12,32,944. The more important variations were as follows :—

Heads.	Increase.	Decrease.
	(in thousands of Rupees)	
I General Supervision	53	..
II Water Works	101
III Education	116	..
IV Public Health	30
VI Medical Relief and Education	63
VII Street cleansing, etc.	270
VIII Roads, Drains and Sewers	300
IX Mechanical	63	..
X Buildings, Land Acquisitions etc.	173	..
XI Fire Brigade	24
XIII Gardens and Open Spaces	14
XV Contribution to City Improvement Trust	44	..
XVI Contribution to Provident Fund	27	..

The increase under I General Supervision was due to an increase of Rs. 69 on account of printing of voters' list and preparation of the Election Roll for the election of 1932-33, (Rs. 47) under law charges including (Rs. 20) in connection with the suit against Government for the recovery of arrears of contribution towards Primary Education, (25) under Pensions, etc., and (Rs. 11) on account of special repairs to the head office Municipal Building partially counterbalanced by less expenditure (Rs. 62) chiefly under Establishments under several heads, and (Rs. 28) under Debt charges due to the repayment of the loan of Rs. 8 lakhs in 1931-32.

The increased Municipal contribution towards Primary Education led to the excess under III Education. The increase under IX Mechanical was due to an increase under establishment charges and for the purchase of additional tractors, trailers and silt wagons and under New Works due to the absence of charges on this account in the previous year partially counterbalanced by a decrease under Fuel and Repairs under Pumping Station, Love Grove on account of the introduction of new electric pumps. Under X Buildings, etc., the increase was chiefly under Debt charges due to the increase in the amount of equated payments and to reallocation of Debt charges on the basis of actual expenditure incurred out of recent loans partially counterbalanced by savings under Establishment due to reorganization and retrenchment of the Engineering staff. The increase in the realization of General Tax caused an excess in the contribution to the City Improvement Trust. The Municipal share of contribution to the Provident Fund was more by (Rs. 27) due to increments to staff and to a large number of new subscribers from the labour staff. The decrease under II Water Works was due to less expenditure under extra and overtime labour and under repairs, maintenance, and under debt charges due to the repayment of loan of Rs. 35 lakhs in 1930-31 and under New Works due to less expenditure partially counterbalanced by increased expenditure under purchase of meters and on chlorinating the water supply. Under V Public Health, the decrease was under General Supervision due to reduction in staff and under Vaccination due to the fact that in the previous year lymph in large quantities was purchased to combat the small-pox epidemic, partially counterbalanced by increase under New Works. Under VI Medical Relief and Education the decrease was under Establishment, diets and medicines at the several Hospitals partially

counterbalanced by an increase under Debt charges. The decrease under VII Street cleansing, etc., was due to reduction in the Establishment and labour staff and the number of cart drivers on account of the introduction of lorries and under Halalcore Branch to a reduction in the number of halalcores due to subvention scheme, and labour charges and feed of bullocks due to favourable prices of fodder, &c., partially counterbalanced by increases under Miscellaneous for special repairs and water supply, new works and debt charges. The absence of yearly contribution to the Renewal of Road Surfaces Fund during the year and less expenditure under establishment due to reorganization, and under labour staff and hire of carts, under Bituminous construction and street improvements led to large decrease under VIII Roads, Drains, etc. The savings under Fire Brigade was due to the abolition of the post of probationary officer and to less expenditure under Stores. Under Gardens and Open Spaces there were decreases under feed of animals and special repairs.

COMPARISON OF THE ACCOUNTS OF THE YEAR WITH THE BUDGET AND THE REVISED ESTIMATES.

Revenue.

In the Budget estimates for the year the Revenue expected to be realized stood at Rs. 3,20,92,857 against which the actual realization aggregated Rs. 3,19,14,176 or Rs. 1,78,681 less. The more important variations under the several heads were as follows :—

	<i>Increase</i> Rs.	(in thousands)	<i>Decrease</i> Rs.
General Tax	4,65	Town Duties	3,91
Tobacco Duty	34	Cotton Duty	6,63
Interest on investments	3,09	Miscellaneous	23
Water Works	149	Education	56
Medical Relief	33	Roads and Drains	47
Street cleansing	90	Buildings	1,55
Fire Brigade	21	Contribution from Capital Fund to Revenue	30
Licensing Department	69		

The increase under General Tax is the net result of (Rs. 241) under Port Trust due to the recovery of taxes of the previous two years which were held back pending quinquennial revision of valuation and of (Rs. 341) under Mills due to payment of arrears of the previous years held back owing to a dispute with regard to the revised valuation of the mill properties and (Rs. 30) under Government and decreases of (Rs. 66) under Tax from public due to general depression in trade and (Rs. 55) from the B. B. & C. I. Railway due to arrears. Under Tobacco Duty the increase is due chiefly to the enhancement of duty from the 19th March 1932 under the Tobacco Duty Amendment Act of 1932 and to more imports. Interest receipts were more than anticipated due to high rates of discount of Treasury Bills issued by Government and to large balances available for investment. Under Water Works the increase was due to large consumption of water by meter measurement while that under Medical Relief was due to increased miscellaneous receipts and fees from large number of students at the Gordhandas Sunderdas Medical College. Under Street Cleansing the recovery of arrears of Halalcore Tax (Rs. 131) on the rateable value partially counterbalanced by a falling off of (Rs. 41) in the receipts from the sale of right for skinning dead animals. The increase under Fire Brigade followed that under General Tax while that under Licensing Department was due to increased receipts under Licenses (Rs. 25), Encroachments (Rs. 31), and Advertisement (Rs. 13). The realizations from Town Duties were less than anticipated owing to less imports of sugar and large refunds while the depression in cotton trade and late and diminished crops account for the large falling off under Cotton Duty. Under Miscellaneous, fines for offences against law were low by (Rs. 50) but these were counterbalanced partially by increased receipts (Rs. 27) under Rent of Buildings and Lands. Under Education the contribution from Government towards Primary Education was less by (Rs. 56). Under Roads, Drains, etc., the decrease was chiefly under wheel tax due to less receipts under public conveyances owing to slackness of trade. The receipts from sale of surplus lands

and rent of buildings were less by (Rs. 31) and (Rs. 133) respectively than anticipated and owing to less expenditure on Capital Works the contribution from Capital Funds to Revenue was less by (Rs. 30).

The Revised Revenue for the year stood at Rs. 3,28,64,329 against which the actual realizations amounted to Rs. 3,19,14,176, thus resulting in a falling off of Rs. 9,50,153. The important variations were decreases (a) of (Rs. 70) under General Tax due to falling off, (Rs. 184) under the anticipated recovery from the public due to general trade depression and (Rs. 55) from B. B. & C. I, Railway partially counterbalanced by an increase of (Rs. 138) from Mills due to recovery of arrears, (b) (Rs. 341) under Town Duties, (c) (Rs. 463) under Cotton Duty, (d) (Rs. 56) under Education, (e) (Rs. 18) under Roads and Drains, etc., (f) (Rs. 155) under Buildings and (g) (Rs. 24) under contribution from Capital Fund to Revenue. The above decreases were partially counter-balanced by increases under Tobacco Duty (Rs. 34), Interest on investments (Rs. 99), Water Works (Rs. 33) and Licensing Department (Rs.12). The variations were due to the figures for the Revised not having been realized as anticipated for reasons given above.

Expenditure.

The budgetted expenditure for the year under report was adopted at Rs. 3,29,25,259 against which the actuals have amounted to Rs. 3,23,28,729; thus resulting in a saving of Rs. 5,96,530. Compared with the Revised, however, the savings have amounted to Rs. 4,43,040 (Revised Rs. 3,27,71,769 minus actuals Rs. 3,23,28,729). The savings of Rs. 597 in the actuals as compared with the Budget are almost under all heads excepting contribution to the City Improvement Trust where there was an increase of (Rs. 87) due to the original estimate having proved low owing to an increase in receipts from General Tax and under IV—Secondary Education due to an increase of (Rs. 10) under Grants to Aided Institutions and (Rs. 9) under New Works, Markets and Slaughter Houses. The important decreases are stated below :—

	Rs.
I—General Supervision	25
II—Water Works	58
VI—Medical Relief	65
VII—Street Cleansing	298
VIII—Roads and Drains	69
IX—Mechanical	55
X—Buildings, etc.	65
XI—Fire Brigade	31

Under General Supervision there were increases under Pension and Law charges and Election expenses and Upkeep of Municipal Head Office but these were wholly counterbalanced under other heads chiefly under Establishment charges. Under Water Works the savings were due to less expenditure under Establishment and Labour, Repairs and Maintenance and under Medical Relief the savings were distributed amongst Infectious Diseases Hospitals, Maternity Homes and King Edward Memorial Hospital due to less expenditure on establishments, diets, medicines, etc., and in Grants-in-aid to public medical and other Institutions due to less contribution having been paid to the N. N. Wadia Maternity Home at Parel. Under Street Cleansing the savings are chiefly in labour charges, feed of bullocks, repairs and renewals and to a reduction in the number of Halalcores on account of the subvention scheme. Under Roads, Drains, etc., the savings were on account of reorganization of staff and to less expenditure on Bitumenous construction of roads and to less expenditure under labour and hire of carts. Under IX Mechanical savings due chiefly to decrease in the expenditure on Fuel, Stores and Repairs. Under Buildings and Fire Brigade the savings were wholly under Establishment due to reorganization of the staff and retrenchments. The savings as compared with the Revised are

distributed amongst several heads due chiefly to the Revised Estimates having proved high for the reasons stated above.

The Budget Estimates for the year under review provided for a deficit of Rs. 8,32,402. This deficit was however converted into a surplus of Rs. 92,560 in the Revised owing to an anticipated increase in Revenue and decrease in Expenditure. The actual results for the year, however, disclosed a deficit of Rs. 4,14,553 and had it not been for the extraordinary receipts during the year aggregating Rs. 6,48,457, the deficit would have been Rs. 10,63,010. The actual results of the year, however, are satisfactory, when compared with the Budget for the year. The actual results for the last five years compare as follows :—

Year.	Receipts.	Expenditure.	Surplus † Deficit —
	Rs.	Rs.	Rs.
1927-28	3,17,08,288	3,14,45,875	+ 2,62,413
1928-29	3,15,33,383	3,27,50,278	—12,16,895
1929-30	3,31,40,098	3,30,00,829	+ 1,39,269
1930-31	3,20,46,672	3,26,47,552	— 6,00,880
1931-32	3,19,14,176	3,23,88,729	— 4,14,553
	Total Result	of the last 5 years Rs.	—18,30,646 Deficit.

If the extraordinary receipts aggregating Rs. 6,48,457 be omitted from the year 1931-32 the result of the last three years gives a deficit of Rs. 15,24,621 or an average deficit of Rs. 5,08,207 per year. Owing to the general depression in trade our big sources of Revenue, viz., General Tax, Town Duties and Cotton Duty, have suffered much and had it not been for an increase in Tobacco Duty and Interest on investments and the special extraordinary receipts during the year, the Revenue would have been much less. Taking into account the decrease in the amount of renewed grant and in the outstanding liabilities on account of contribution to the City Improvement Trust the deficit for the year is reduced to Rs. 2,33,643-12-10 (*vide* Appendix 2 of the Chief Accountant's Report).

The total lapsed grants estimated to be renewed during the year aggregated Rs. 4,39,052 against Rs. 6,17,635 during the previous year, thus showing a decrease of Rs. 1,78,583. The percentage of outstanding charges compared with the actuals of the past five years is as follows—

Year.	Grants to be renewed for expenditure in the next year.	Total Expenditure.	Percentage of grants to be renewed to total expenditure.
	Rs.	Rs.	
1927-28	6,39,035	3,14,15,875	2.03
1928-29	8,28,858	3,27,50,278	2.53
1929-30	4,99,110	3,30,00,829	1.5
1930-31	6,17,635	3,26,47,552	1.9
1931-32	4,39,052	3,23,28,729	1.4

Compared with the previous years the percentage is the lowest. The figure of lapsed grant to be renewed, viz., Rs. 4,39,052, is made up of Rs. 1,49,197 on account of interest on Municipal

Debentures due but not paid up to the end of 1931-32 and the balance of Rs. 2,89,855 is distributed under several heads and is intended to meet liabilities incurred or to be incurred but not paid.

Loan Funds Expenditure.

The figures for the Budget and Revised Estimates and the actuals of the year under report together with the actuals of the previous year are summarized below.

Particulars.	Actuals, 1930-31.	1931-32.		
		Budget.	Revised.	Actuals.
	Rs. *	Rs. *	Rs. *	Rs. *
Loan and Trust Fund Works	14,16,223	21,17,849	18,58,887	13,42,975

*These figures are exclusive of charges on account of Subvention, Discount and other charges on loans. The actuals (Rs. 13,42,975) fell short of the Budget (Rs. 21,17,849) by Rs. 7,74,874 and the Revised (Rs. 18,58,887) by Rs. 5,15,912. The transactions of the year under review compared with those of the previous year are a little better, the percentage of decreases having fallen down from 54 and 41 to 37 and 28 respectively. This cannot be taken as satisfactory and much more improvement is needed in framing the estimates. The departmental estimates though subjected to cuts by the Commissioner, Standing Committee and the Corporation, still prove high which discloses that the Executive Officers do not correctly gauge from past experience their capacity for incurring expenditure. As a matter of fact the Revised estimates which are framed late in the year ought to follow closely the actuals of the year and efforts should be made in this direction to achieve the desired object.

Under Loan Funds inclusive of Trust Funds the balance on the 1st April 1931 was Rs. 16,01,200. During the year no loan was raised from the public but an advance of Rs. 8,50,000 was taken from the Plant and Machinery Depreciation Fund for partly financing the Loan Works establishment. (Corporation Resolution No. 4824 dated 24th August 1931.) There were additions to the Trust Funds on account of donations received together with interest thereon aggregating Rs. 2,26,935, thus the total amount available for expenditure on Loan and Trust Fund Works was Rs. 26,78,135 (Rs. 16,01,200 plus Rs. 8,50,000 plus Rs. 2,26,935). Out of this sum Rs. 175 was repaid to the net premia fund which was drawn upon to that extent in 1930-31 for the repayment of the Rs. 40 lakhs loan. Deducting this, the amount available for expenditure during the year was Rs. 26,77,960 against which a sum of Rs. 20,17,975 was expended. (Rs. 13,42,975 shown above as actuals for 1931-32 under Loan and Trust Funds expenditure and Rs. 6,75,000 on account of subventions.) The unspent balance at the end of the year 1931-32 was thus Rs. 6,59,985 against the closing balance of Rs. 1,41,184 in the Revised (*viz.*, Rs. 1,90,345 balance of Trust Fund less Rs. 49,161 advanced from Surplus Funds to Loan Funds.)

Loans.

A provision of Rs. 20 lakhs was made in the Loan Works Budget for 1931-32 for a loan to be raised during the year. Later on owing to savings on completed works and the denotification of certain areas of land in the Hornby Road and Ballard Pier scheme the amount was reduced by 6½ lakhs and it was considered desirable to raise only Rs. 13½ lakhs. In view, however, of the unfavourable conditions of the money market, the idea of raising the loan in the open market was abandoned and the Corporation sanctioned an advance of Rs. 8½ lakhs from Special Funds on the basis of 5 per cent. interest and repayment by means of equated payments within 20 years and of Rs. 5 lakhs from the Surplus Cash Balance to be repaid from future loans. (Corporation Resolution No. 4824, dated 24th August 1931.) The provision of Rs. 50,000 in the Budget for the year on account of Discount and other charges on the loan

was therefore not required and was saved. The total amount repaid during the year, in liquidation of Municipal Debt, aggregated Rs. 30,30,819-15-0 as per following details :—

Loans Raised from Government.

	Rs.	a.	p.
Vehar Water Works Debt	48,568	3	0
Instalments of equated payments on account of the several loans raised from Government	21,71,251	12	0
Total ..	Rs. 22,19,819	15	0

Loans from Public.

The Sanitary Works Loan, 1880-86	4,500	0	0
The Rs. 35 Lakhs various Sanitary Works Loan of 1890-91	4,500	0	0
The Municipal Office Building Loan of 1891 (Rs. 8 lakhs)	8,00,000	0	0
The 6 per cent. Rs. 40 Lakhs Loan for various Works	2,000	0	0
Total ..	Rs. 8,11,000	0	0
Grand total ..	Rs. 30,30,819	15	0

Out of the sum of Rs. 8,11,000, Rs. 8,09,000 were paid out of the accumulated Sinking Funds and Rs. 2,000 from cash.

Suspense Accounts.

Every year a Budget estimate of receipts and payments under the several Suspense Heads is prepared by the Account Office and submitted to the Corporation for sanction. On an examination of the actuals for the year it appears that in some cases the estimates differ widely from the actuals. An attempt should therefore be made to prepare the estimates more carefully from the experience of previous years.

Advances to Municipal Officers.—The balance on the 31st March 1932 was Rs. 22,305-9-6 against Rs. 22,566-9-6 on the same date last year as per following details :—

	Balance on 31st March 1931.			Balance on 31st March 1932.		
	Rs.	a.	p.	Rs.	a.	p.
Standing advances for contingent expenditure. .	12,300	9	6	12,410	9	6
Advances for motor cars and motor cycles to Officers	8,936	0	0	9,815	0	0
Cycle advances to subordinates	330	0	0	80	0	0
Total ..	Rs. 21,566	9	6	22,305	9	6

The increase is distributed under the first two heads due to fresh advances during the year.

Advances to Municipal Contractors and Tenderers.—There was no balance outstanding against Contractors but a sum of Rs. 1-10-3 was outstanding against Municipal Tenderers on the 31st March 1932. This small sum is on account of commission charged by the Imperial Bank of India for cashing a cheque of Rs. 1,750 received with the tender for hose from Roberts Macleod & Co. debited to this head pending recovery.

The balances outstanding on the 31st March 1932 under the following heads compared with those on the same date in the previous year are as follows :—

Heads.	Balance on 31st March 1931.			Balance on 31st March 1932.		
	Rs.	a.	p.	Rs.	a.	p.
Departmental Works	7,748	7	2	23,161	4	1
Private Works	25,750	9	4	27,470	12	3
Asphalt Plant and Crushers	81,293	7	8	3,968	10	10
Purchase of Petrol	1,610	10	0	3,099	6	0
Purchase of Coal	34,230	9	10	33,161	0	7
Levelling and Metalling of private streets ..	1,46,700	3	3	1,33,118	13	3
Workshops	65,286	2	10	34,600	7	0
Sundries—Miscellaneous	7,14,881	13	4	5,20,241	4	9
Advance from Plant and Machinery Fund for Capital Works	8,50,000	0	0

Under Departmental Works the increase is wholly under Roads, Buildings, and Drainage on account of charges in connection with the work of paving the open spaces of the Bandra Slaughter Houses which has been adjusted during the current year, while that under Private Works is due to outstanding recoveries. The large decrease under Asphalt Plant and Crushers is due to a large credit balance for profit on Asphalt Plant for 1931-32 to be adjusted during 1932-33. The increase in the balance of petrol is due to a large stock on hand at the close of the year together with outstanding bills. The decrease in the balance under Purchase of Coal is due to a falling off in the stock on hand. The decrease under Levelling and Metalling of roads is due to excess of recoveries including supervision charges over the expenditure for the year. Under Workshops there is a large falling off due to a decrease in the value of stores issued and in the amount of deficit on the year's working which is estimated at Rs. 19,663-1-2 against Rs. 36,649-7-10 in the previous year. From the 1st of September 1931 the rate of overhead charges was raised from 50 per cent. to 70 per cent. and in addition shop and other incidental charges were to be added (Corporation Resolution No. 4192, dated the 6th August 1931). Notwithstanding the increase in this percentage there is still a deficit of Rs. 19,663-1-2 which will have to be written off under the orders of the Corporation. Under Sundries Miscellaneous the decrease is mainly due to the subvention charges for the conversion of insanitary basket privies into water-closets having amounted to Rs. 5,00,000 only against Rs. 6,75,000 in the previous year. This amount is met out of an advance from the surplus cash balance pending adjustment against a loan to be raised in 1932-33. Under the orders of the Corporation in their Resolution No. 4824, dated 24th August 1931, a sum of Rs. 8,50,000 was advanced from the Plant and Machinery Depreciation Fund for financing Capital Expenditure repayable by means of equated payments with 5 per cent. interest within 20 years.

Reserve Stock Account.

	Balance on 31st March 1931.	Balance on 31st March 1932.
ENGINEER'S DEPARTMENT.		
	Rs. a. p.	Rs. a. p.
Stores in the charge of the Executive Engineer (D.E. Works)	27,596 14 7	27,942 1 0
Total ..	27,596 14 7	27,942 1 0
GENERAL STORES DEPARTMENT.		
General Stores	3,52,719 12 9	2,93,532 13 6
Line Suspense account	89,815 13 7	89,739 5 7
Capital Stores	3,65,555 0 3	2,98,181 1 3
Total ..	8,08,090 10 7	6,81,453 4 4
Stores (Sales)	2,857 6 0	1,766 13 0
Water Works Imprest	3,177 9 7	2,822 1 6
Stock adjustment account	—31,875 12 5	—31,923 8 5
Total ..	—25,840 12 10	—27,334 9 11
Grand Total ..	8,09,846 12 4	6,82,060 11 5

The large decrease in the outstanding balances is distributed amongst several heads but is chiefly under General and Capital Stores partially counterbalanced by a small increase under Stores in the charge of Engineer's Department. Agreeably to the instructions contained in para. XXIX of the Stores Audit Manual a balance of General Stores Department has been prepared in the form prescribed in appendix "O" of the Manual wherein two sets of figures are given, one set from the books of the Chief Accountant's office and the other from the balance sheet of the Stores Department. The difference in the balances in the two sets of figures has been explained in a foot-note in the statement annexed.

Interest Receivable Account.

The amount of Rs. 62,910-15-0 debited to this head by credit to Interest account represents the interest accrued upto 31st March 1932 on the Government of India Treasury Bills but not received owing to the bills not having matured for payment.

Deposits.—The outstanding balance on 31st March 1932 aggregated Rs. 14,63,084-5-9 against Rs. 14,68,468-15-2 on the same date last year (details given in Appendix C of the Chief Accountant's report). There were decreases in the cash deposits and paper deposits from Tenderers and cash deposits from private parties through departmental officers. These were, however, partially counterbalanced by increases under (c) other cash deposits and paper deposits kept in office.

Cheques.—The cheques outstanding on the 31st March 1932 amounted to Rs. 2,46,864-2-4 against Rs. 1,10,858-6-0 on the same date last year. The increase was due to a large number of cheques remaining on hand.

Cash Bills Outstanding.—The balance outstanding on 31st March 1932 was Rs. 13,615-1-5 against Rs. 11,905-2-6 on the same date last year. The sum represents the total of bills for and below Rs. 100 passed for payment and charged off in the accounts by debit to the proper service heads not having been paid before the 31st March 1932.

The above securities include 4 per cent. Government Loan of 1960-70 of the face value of Rs. 13,79,200 and 5 per cent. Bonds 1935 of the face value of Rs. 16,000 (total book value Rs. 12,31,192 as per Appendix 16A of the Chief Accountant's Report) plus cash of Rs. 287-5-11 to make good the deficiency in the Sinking Fund accumulations. Under article 291 of the Government Accounts Code the Sinking Fund securities are to be valued at the market rates prevailing at the end of the year with the exception of Municipal Debentures which are valued at par (Corporation Resolution No. 6114, dated the 12th September 1927) and any deficiency between the actual value of the Sinking Funds and the market value of the securities is to be made good by transfer of additional securities. The amount of securities held in the Sinking Fund Investments Reserve Fund on the 31st March 1932 amounted to Rs. 13,95,200 face value, against Rs. 12,91,900 on the same date in the previous year. The increase is due to a falling off in the market rate of securities. The total amount withdrawn during the year under review from the Sinking Fund balance was Rs. 8,09,000 of which Rs. 8 lakhs represents the amount of 5 per cent. loan of the Municipal Office building of 1891 repaid during the year and Rs. 9,000 represent the amounts paid during the year to the Debentures holders of Loan already redeemed in previous years, which were still outstanding. The accumulated balance of Sinking Fund on the 31st March 1932 was in excess of that of the preceding year by Rs. 21,26,515-13-3 (Rs. 3,27,97,995-8-2 minus Rs. 3,06,71,479-10-11) due to an increase in the Sinking Fund amount and accrued interest invested during the year.

The safe custody receipts given by the Imperial Bank of India for the above securities lodged with them were examined and found to be in order and the cash balance in the current account with the Imperial Bank of India in the Sinking Funds Pass Book was also verified and found correct.

Balances.

The cash balance in the Office treasury and in the Imperial Bank of India (current account) is as under :—

	Rs.	a.	p.
(a) Cash in the Office Treasury	73	12	2
(b) Securities in hand in Office Treasury	87,000	0	0
Total (a) & (b) Rs. ..	87,073	12	2
(c) Balance as per Bank Pass Book	11,79,292	11	8
<i>Add</i> —Amount remitted to the Bank on the 31st March 1932 to be realized on the 1st April 1932	1,35,487	14	4
<i>Deduct</i> —Amount of cheques issued but not presented for payment	13,14,780	10	0
	42,273	10	11
Total (c) Rs. ..	12,72,506	15	1
Grand Total Rs. ..	13,59,580	11	3

The cash in the Office treasury with the Cashier was counted on the 1st April 1932 and found correct. The securities in Office treasury in charge of the Senior Accountant were examined and found to agree with the balance shown above.

Interest Warrant Payable Account.

The necessity for opening the head arose from the fact the Commissioner of Income Tax, under instructions from the Government of India issued orders to the Imperial Bank of India to credit to Government the tax deducted by them in the Interest Warrants to be issued for payment of interest to the holders of Municipal Securities as soon as the Warrants were prepared and not when they were made over to the parties concerned. Agreeably to these orders the full amount of interest on the Loan was charged off in the Municipal General Fund Pass

Book, the amount of Income Tax recovered was credited to Government and a separate Pass Book was maintained by the Bank in which the net amount of interest payable under Warrants issued after deducting income tax was credited until the Warrants were made over to the parties. The amount of unissued Warrants on the 31st March 1932 in the Bank Pass Book amounted to Rs. 34,606-4-10 which was verified in detail with the amounts submitted by the Bank and found correct.

Invested Balances.

Surplus Revenue Funds.—The invested surplus funds on the 31st March 1932 amounted to Rs. 76,16,703-7-11 against Rs. 81,27,475-7-7 on the same date last year resulting in a decrease of Rs. 5,10,771-15-8. The following are the details:—

	Rs.	a.	p.
(a) In Government and other Securities with the Imperial Bank of India of the face value of Rs. 9,87,600	9,33,511	0	0
In cash with the Imperial Bank of India	1,538	2	3
Total Rs. ..	9,35,049	2	3
<hr/>			
(b) In current account with the following Banks:—	Rs.	a.	p.
Mercantile Bank of India, Ltd.	6,767	8	10
Chartered Bank of India, Australia and China, Ltd. ..	1,676	14	0
Hongkong and Shanghai Banking Corporation	2,478	13	0
National Bank of India, Ltd.	1,440	14	0
Comptoir National D'Escompte de Paris	1,059	14	0
Yokohama Specie Bank, Ltd.	264	2	3
P. & O. Banking Corporation	81	3	6
Lloyds Bank, Ltd.	115	9	0
The National Bank of New York	91	12	3
Bank of India, Ltd.	111	5	0
Eastern Bank, Ltd.	1,180	9	0
Allahabad Bank, Ltd.	1,529	8	10
Central Bank of India, Ltd.	1,24,053	2	0
Total Rs. ..	1,40,851	3	8
<hr/>			
(c) India Treasury Bills of the face value of Rs. 55,25,000 ..	54,33,203	2	0
<hr/>			
(d) In fixed Deposits with the following Banks:—			
Mercantile Bank of India	1,00,000	0	0
Yokohama Specie Bank, Ltd.	1,50,000	0	0
Lloyds Bank, Ltd.	3,00,000	0	0
Bank of India, Ltd.	7,600	0	0
Eastern Bank, Ltd.	1,00,000	0	0
Allahabad Bank, Ltd.	2,00,000	0	0
P. & O. Banking Corporation	1,00,000	0	0
Total Rs. ..	9,57,600	0	0
<hr/>			
(e) Deposits at call with the Central Bank of India, Ltd. ..	1,50,000	0	0
Total Rs. ..	1,50,000	0	0
<hr/>			
Grand Total Rs. ..	76,16,703	7	11
<hr/>			

Surplus Loan Funds inclusive of Trust Funds.

The balance on 31st March 1932 was Rs. 6,59,983-12-1 against Rs. 16-01,199-1-7 on the same date last year thus showing a decrease of Rs. 9,41,215-5-6. The details are as follows:—

	Rs.	a.	p.
(a) Government and other securities with the Imperial Bank of India of the face value of Rs. 4,30,800	3,54,443	10	0
Cash with the Imperial Bank of India	1,824	11	0
Total Rs. ..	3,56,268	5	0
<hr/>			
(b) In current account with the following Banks:—			
	Rs.	a.	p.
Yokohama Specie Bank, Ltd.	2,276	1	2
P. & O. Banking Corporation, Ltd.	1,352	2	0
Lloyds Bank, Ltd.	2,945	1	0
The National Bank of New York	1,914	15	10
The Bank of India, Ltd.	2,562	4	0
The Eastern Bank, Ltd.	5,713	11	1
The Allahabad Bank, Ltd.	5,914	2	2
The Central Bank of India, Ltd.	6,490	4	0
Total Rs. ..	29,168	9	1
<hr/>			
(c) India Treasury Bills of the face value of Rs. 25,000	24,546	14	0
Total Rs. ..	24,546	14	0
<hr/>			
(d) In Fixed Deposits with the Central Bank of India, Ltd. ..	2,50,000	0	0
Total Rs. ..	2,50,000	0	0
<hr/>			
Grand Total Rs. ..	6,59,983	12	1
<hr/>			

Reserve and Special Funds.

The balances of the several Reserve and Special Funds as detailed below aggregated Rs. 1,01,45,633-8-7 on the 31st March 1932 (Rs. 1,01,42,246-15-9 being the actual cost of securities of the face value of Rs. 1,14,20,200 and Rs. 3,386-8-10 in cash with the Imperial Bank of India) as shown below :—

Particulars.	Face value.			Actual cost.			Cash Balance.		
	Rs.	a.	p.	Rs.	a.	p.	Rs.	a.	p.
(1) Municipal Fire and Accident Insurance Fund	8,22,200	0	0	7,24,225	14	0	458	6	2
(2) Worn-out Water Mains Renewal Fund	2,85,600	0	0	2,38,132	0	0	314	11	1
(3) Net Premia Fund	10,26,700	0	0	8,67,695	4	0	469	8	7
(4) Provident Fund	59,91,700	0	0	53,09,502	15	9	485	10	8
(5) Fines Fund	5,45,100	0	0	4,82,073	12	0	415	14	5
(6) Plant and Machinery Depreciation Fund	13,45,300	0	0	12,70,935	5	0	504	0	5
(7) Renewal of Road Surfaces Fund.	11,60,800	0	0	10,21,504	0	0	445	14	0
(8) Gardens Fund	11,000	0	0	9,854	12	0	292	7	6
(9) Public Monuments Maintenance Fund	1,11,700	0	0	1,07,753	9	0		
(10) Endowment Fund	1,20,100	0	0	1,10,569	8	0		
Total Rs. ..	1,14,20,200	0	0	1,01,42,246	15	9	3,386	8	10

Compared with the balances on the same date last year, there are increases under all the heads except (2) and (6). The decrease under (2) was due to heavy expenditure during the year under review on the renewal of old water mains (the expenditure being Rs. 60,527-6-4 against Rs. 41,614-6-1 in the previous year). The decrease under (6) is mainly due to a transfer of Rs. 8,50,000 to Loan Funds to meet expenditure on Capital Works as the idea of raising a Loan from the public as previously arranged was abandoned owing to the stringency of the money market. This advance is to be recouped in 20 years at the rate of Rs. 5 per cent. The decrease was also due to the merging of the Lands and Building Fund which existed in previous years into the General revenues agreeably to Corporation order No. 4824 dated the 24th August 1931.

The safe custody receipts given by the Imperial Bank of India for the above securities were examined by us and found correct. The cash balances in the current account with the several Banks were compared with the registers maintained in the Account Office and the Pass Books of the several Banks and found to agree with the balances shown above. The several Bank receipts for the amounts invested in Fixed Deposits and at Call were seen by us and found to be in order. The investments in the India Treasury Bills were compared with Bills received from the Bank and were found to be in order. The several registers maintained in the Account Office on account of these investments were inspected and found to be in order.

Levelling, Metalling, etc. of Private Streets.

The charges on this account are met out of the Plant and Machinery Depreciation Fund under the orders of the Corporation (Resolution No. 11147 dated the 27th January 1926). The state of the Fund during the year was as follows :—

Expenditure during the year	Rs.	a.	p.
Interest charges (net) during the year	43,777	4	6
	3,711	4	6
Total Rs. ..	47,488	9	0
Recoveries during the year	52,377	13	4
Recoveries on account of Supervision charges	8,692	1	8
Total Rs. ..	61,069	15	0

There was a net excess of recoveries over the expenditure of Rs. 13,581-6-0. The balance of Rs. 1,46,700-3-3 on 31st March 1931 is therefore reduced to Rs. 1,33,118-13-3 on 31st March 1932 (i.e. Rs. 1,46,700-3-3 minus Rs. 13,581-6-0=Rs. 1,33,118-13-3).

Conversion of insanitary basket privies into water-closets.

A scheme for expediting conversion of insanitary basket privies into water-closets was sanctioned by Corporation in their Resolution No. 2087, dated the 14th June 1927, by giving subvention to landlords. The expenditure is in the first instance incurred from the Surplus Cash Balance which is replenished by raising a loan of an equivalent amount in the next financial year. In the beginning the rate of subvention was Rs. 100 for each privy converted. This was subsequently reduced to Rs. 75 from 1st October 1929 and was further reduced to Rs. 50 from 1st May 1931. From 1st December 1931 the payment is altogether stopped. The expenditure on this account from the beginning to 31st March 1932 was as follows:—

Year.	Amount.
	Rs.
1928-29	90,400
1929-30	4,75,200
1930-31	6,75,000
1931-32	5,00,000
Total Rs. ..	17,40,600

The debt charges on account of the loans raised for this purpose are met from savings in the pay of the Halalcores reduced on the conversion of the privies.

The safe custody receipts for Government and other securities aggregating Rs. 4,52,700 received from contractors and Municipal employees were also examined with the registers maintained in the office of the Chief Accountant and found to be in order.

For the scrutiny of outstanding bills of Rates and Taxes for the year 1931-32 a reference is requested to the Auditors' letter of the 25th July 1932 and to the appendices thereto from which it will be seen that the total number of bills outstanding on the 31st March 1932 was 9,784 bills of the aggregate value of Rs. 53,78,556-14-2 against 8,697 bills of the value of Rs. 33,68,607-12-9 on the same date in the previous year. The increase is fully explained in the letter referred to above.

MUNICIPAL OFFICES,
BOMBAY, 17th September 1932.

H. S. KATRAK, F.C.R.A.,
T. J. PAREKH,
Municipal Auditors.

Statement of charges met from the discretionary contingencies grant during 1931-32.

Sanctioning Authority.	No. and date of sanctions.	Particulars of charges.	Amount.			REMARKS.
			Rs.	a.	p.	
Municipal Commissioner ..	MC/106/O of 19th March 1931.	19th Payment to the Secretary General British Social Hygiene Council on account of Membership fee of Dr. Socrates Noronha who had been appointed as a delegate to the 5th Imperial Social Hygiene Congress held in London in July 1931.	14	8	0	
Deputy Municipal Commissioner.	MC/64/D of April 1931.	27th Payment of the Times Press bill for printing and supplying 50 copies of the paper of the Retention Bar Examination held on 10th March 1931 and 75 copies of 2 papers of the Head Clerks Examination held on 27th March 1931.	92	8	0	
Do.	Do.	Do. on account of stationery required for the above examinations.	12	12	0	
Standing Committee Resolution.	No. 711 of 22nd April 1931.	Payment of compensation to Bai Mariam Bai on account of the death of her child due to the falling of a shaft on its head while the work of lowering the shaft was being carried out by the staff of the Works Department.	100	0	0	
Do.	No. 1545 of 13th May 1931.	Payment to Messrs. Mahomed Nur Mahomed and Company on account of damage done to their motor Car No. Y1758 due to the collision with Municipal Motor Lorry No. Y1541.	23	8	0	
Municipal Commissioner ..	6th July 1931	.. Payment of the travelling charges incurred by Mr H. K. Kirpalani from Godhra to Bombay on his transfer from Godhra to join his appointment as Municipal Commissioner.	264	6	6	
Standing Committee Resolution.	No. 2930 of 1st July 1931.	Payment of a reward of Rs. 10 to workman Baboo Shripat of Water Works Department for recovering the chain from the outlet well at Vehar lake which had accidentally dropped into it.	10	0	0	
Municipal Commissioner ..	F/11009 of 11th July 1931.	Charges for providing two light fittings near Assessor and Collector's office corridor for the night control light at Head Office.	132	2	0	
Deputy Municipal Commissioner.	MC/17/C of 25th July 1931.	Payment of Times Press bills for printing and supplying 150 copies of papers of Head Clerks Examination held in July 1931.	92	8	0	
Do.	Do.	Do. stationery for the above examination.	12	1	0	
Deputy Municipal Commissioner.	MC/233/D of August 1931.	8th Payment of Travelling charges incurred by Mr. S. P. Nadkarni; Record Inspector, on joining duty as Municipal Record Inspector from Belgaum to Bombay.	185	4	0	

Sanctioning Authority.	No. and date of Sanctions.	Particulars of charges.	Amount.	REMARKS.
			Rs. a. p.	
Standing Committee Resolution.	No. 2923 of 1st July 1931.	Payment to Bai Khurshid Bai, widow of S. S. Khatil on account of damages done to the door post of her shop by the Municipal Refuse Motor Tractor No. 1378.	6 1 0	
Do.	Do.	Adjustment of M.E's. bill No. 1503 of 1931-32 on account of repairing the door post of the above shop.	3 15 0	
Municipal Commissioner ..	HS/76/C of 30th September 1931.	Payment of gratuity to Bai Kasturbai, widow of Mohan Shivban, late Plungerman of H. S. Department pending the sanction of additional grant as per statement "D" by the Corporation.	129 8 0	
Deputy Municipal Commissioner.	M/936/D of 21st October 1931.	Payment of a reward of Rs. 15 to Laxman Venkammah for catching 3 wild monkeys which caused great nuisance to the public in the compound of the Crawford Market.	15 0 0	
Corporation Resolution	No. 456 of 16th April 1931.	Payment of travelling and other out-of-pocket expenses of Dr. S. Noronha appointed as a delegate to the 5th Social Hygiene Congress held in England in July 1931.	122 13 0	
Municipal Commissioner ..	No. 106C of 19th March 1931.			
Deputy Municipal Commissioner.	SR/3542 of 30th January 1932.	Payment of Times Press bill for printing and supplying 25 copies of the paper for the examination held on 4th December 1931 for the post of Dy. Superintendent and other higher posts in Assessor and Collector's Department.	44 0 0	
Do.	Do.	Do. on account of stationery for the above examination.	3 10 5	
Deputy Municipal Commissioner.	HE/69 of 12th February 1932.	Payment of travelling charges of Mr. S. P. Nadkarni, Record Inspector, from Bombay to Belgaum on reversion to his permanent post under Government.	203 9 0	
Deputy Municipal Commissioner.	Do.	Payment as a special case of taxi hire incurred by the Record Inspector, Mr. S. P. Nadkarni, for visiting different Municipal Offices in connection with Record Inspector's Work.	23 0 0	
Do.	Do. 22nd February 1932.			
		Total charges ..	1,491 1 11	
		<i>Less Credits.</i>		
.....	1st June 1931	Executive Engineer Presidency on account of refund of the balance of contribution for renewing the damaged cast iron railings of the compound of the Elphinstone College.	Rs. 1 0 0	
.....	23rd January 1932	Adjustment of the amount paid in the first instance from the grant as gratuity to Bai Kasturbai, widow of Mohan Shivban, late plungerman of Health Department (item No. 13 above). Rs.129 8 0	130 8 0	
		Net Total Rs. ..	1,360 9 11	

MUNICIPAL OFFICE,
BOMBAY, 20th September 1932.

H. S. KATRAK, F.C.R.A.,
T. J. PAREKH,
Municipal Auditors.

Statement of Stores Transactions for the year 1931-32.

(APPENDIX O OF THE STORES AUDIT MANUAL.)

General Stores Department.	Figures as per books of the Chief Accountant.					Figures as per Balance Sheet of the Storekeeper.				
	Opening Balance.	Receipts.	Total.	Issues.	Closing Balance.	Opening Balance.	Receipts.	Total.	Issues.	Closing Balance.
1	2	3	4	5	6	7	8	9	10	11
	Rs. a. p.	Rs. a. p.	Rs. a. p.	Rs. a. p.	Rs. a. p.	Rs. a. p.	Rs. a. p.	Rs. a. p.	Rs. a. p.	Rs. a. p.
General Stores ..	3,52,719 12 9	4,02,040 3 1	7,54,759 15 10	4,61,227 2 4	2,93,532 13 6	3,47,388 8 9	4,40,662 13 4	7,88,051 6 1	4,94,572 2 2	2,93,479 3 11
Line Suspense Account	89,815 13 7	785 0 0	90,600 13 7	861 8 0	89,739 5 7	89,815 13 7	785 0 0	90,600 13 7	861 8 0	89,739 5 7
Capital Stores ..	3,65,555 0 3	92,498 8 0	4,58,053 8 3	1,59,872 7 0	2,98,181 1 3	3,65,552 12 3	1,32,092 4 0	4,97,645 0 3	1,99,362 11 0	2,98,282 5 3
Total Rs. ..	8,08,090 10 7	4,95,323 11 1	13,03,414 5 8	6,21,961 1 4	6,81,453 4 4	8,02,757 2 7	5,73,540 1 4	13,76,297 3 11	6,94,796 5 2	6,81,500 14 9
								Balance as per Column 6 ..		6,81,453 4 4
								(a) Difference ..		47 10 5

(a) The difference is due to non-adjustment in the books of the Chief Accountant of the value of the Stores issued to different departments which will be adjusted in the current year's account.

MUNICIPAL OFFICES,
BOMBAY, 20th September 1932.

H. S. KATRAK, F.C.R.A.,
T. J. PAREKH,
Municipal Auditors.

PART II.

CONTENTS.

A—Vital Statistics—		PAGE
REVIEW OF THE YEAR 1931	1	
AREA AND POPULATION	2	
BIRTHS AND BIRTH-RATE	3	
DEATHS AND DEATH-RATE	3	
DEATHS BY SEX AND AGE	4	
CAUSES OF DEATHS	4	
MORTALITY BY MONTHS	6	
" SECTIONS	7	
" OCCUPATIONS	7	
INFANT MORTALITY	7	
MUNICIPAL NURSES	11	
MATERNITY HOMES	13	
WELFARE CENTRES	15	
METEOROLOGY OF 1931	16	
B—Epidemic and other Diseases—		
NOTIFICATION OF INFECTIOUS DISEASES	19	
PLAGUE	19	
SMALL-POX	20	
VACCINATION	20	
CHOLERA	21	
INFLUENZA	21	
TUBERCULOSIS	21	
MALARIA, ANTI-MALARIAL MEASURES	24	
VENEREAL DISEASES	35	
DISINFECTION	37	
MEDICAL RELIEF	38	
C—Public Health Administration—		
DIVISIONS OF THE CITY AND DISTRIBUTION OF THE STAFF	39	
CONSERVANCY	39	
DESTRUCTION OF DOGS	40	
MILK SUPPLY	40	
UNWHOLESOME FOOD	40	
NOTICES UNDER MUNICIPAL ACT AND PROSECUTIONS	41	
SANITARY STATE OF THE CITY	41	

D-Appendix—

	PAGE
REPORT OF THE MEDICAL SUPERINTENDENT, ARTHUR ROAD HOSPITAL ..	45
REPORT OF THE MEDICAL SUPERINTENDENT, MARATHA HOSPITAL	52
REPORT OF THE MUNICIPAL ANALYST	55
REPORT OF THE SUPERINTENDENT OF VACCINATION	64

TABLES—

1. Population by Sections	67
2. Area, Population, Births and Birth-rates by Sections	68
3. Births by Race	69
4. Notifications of Infectious Diseases by Sections	70
5. Cases treated at Municipal Dispensaries	71
6. Deaths by Sections and Age-periods	72
7. Deaths by Race and Age	73
8. Deaths by Ages and Months	74
9. Deaths by Sections and Months	75
10. Deaths by Causes and Sections	76
11. Deaths and Death-rates from Principal Causes, 1921-1931	78
12. Specific Causes of Death by Months	79
13. Deaths among Infants by Causes and Months	89
14. Deaths by Causes and Races	90
15. Death-rates by Causes and Races	92
16. Deaths in Hospitals	94
17. Deaths by Causes and Ages	96
18. Deaths by Causes and Occupations	100
19. Vaccination Operations by Sections	104
20. Vaccination Operations by Months	105
21. Vaccination of Infants and Births registered	106
22. Summary of Sanitary Inspections, etc., by Sanitary Inspectors	107
23. Meteorological Data	108

DIAGRAMS—

	FACING PAGE.
'A' Annual Death-Rate, 1882-1931	3
'B' Death-Rate from Principal Causes, 1931	5
'C' Infant Mortality Rate, 1876-1931	7

SUMMARY OF STATISTICS

for the year 1931.

Population by the Census of 1931	1,161,383
Area of Bombay City and Island	24.19 Sq. Miles.
Average density per acre	75
Number of live-births registered	27,204
Birth-rate per 1,000 living	23.4
Number of deaths	25,105
Death-rate per 1,000 living	21.6
Number of deaths among Infants (under 1 year)	7,401
Infant deaths per 1,000 births	272
Plague—number of deaths from	24
„ Death-rate	0.0
Small-pox—number of deaths from	31
„ Death-rate	0.0
Cholera—number of deaths from	80
„ Death-rate	0.1
Influenza—number of deaths from	130
„ Death-rate	0.1
Tuberculosis—number of deaths from	1,566
„ Death-rate	1.3

ANNUAL REPORT OF THE EXECUTIVE HEALTH OFFICER FOR 1931.

Review of the Year.—The noteworthy feature of the year was that the number of *live* births registered during the year was more by 2,099 than the number of deaths that took place in the City. This excess of births over deaths was equivalent to 1.8 per 1,000 of population by the Census of 1931, and was recorded for the first time since 1866, the year from which birth records were instituted.

The number of *live* births registered was 27,204, being 1,875 more than in 1930, 5,304 than the average of the ten years 1921-1930 and the highest on record since 1866. The birth-rate calculated on the Census population of 1931 was 23.4 births per 1,000.

The total number of deaths from all causes was 25,105, being 2,447 less than in 1930, 3,104 less than the average for the last five years (1926-1930) and 8,960 less than that for the preceding decennium (1921-1930). The death-rate or the number of deaths in the year per 1,000 of the Census population of 1931 was 21.6 as against 21.2 in 1930 and 27.1 the rate recorded for the decennium 1921-1930.

The increase of 0.4 in the death-rate for 1931 over that for 1930 notwithstanding a decrease of 2,447 in the total number of deaths is accounted for by the difference in the estimated population for 1930 and the Census population of 1931.

That this reduction is not due to chance and to an abnormally low mortality since 1927 is indicated by the fact that the average death-rate for the five consecutive years 1927-1931 namely 21.1 is 6.7 per 1,000 less than the rate of 27.8 for the years 1884-1888 which is the lowest rate recorded for any previous quinquennial period.

To Plague 24 deaths were attributed, being the lowest figure on record since the appearance of the disease in the City in 1896.

Small-pox caused 31 deaths as against 1,677 in 1930 and 749 the average for the last decennium (1921-1930). The number of deaths from Small-pox is the lowest on record since 1886 when 19 deaths were registered.

Cholera was registered as the cause of 80 deaths, being 40 more than in 1930 and 31 more than the average for the ten years 1921-1930.

Influenza was prevalent in a mild form in the City during the year and caused 130 deaths as against 75 in the preceding year and 276 the average for the last decennium (1921-1930).

The deaths from diseases of the Respiratory System numbered 9,096, being 607 less than in 1930 and 3,687 less than the average of the ten years 1921-1930.

Tuberculosis accounted for 1,566 deaths as against 1,450 in 1930 and 1,567 the average for the preceding decennium (1921-1930).

The number of deaths from Malaria was 131 and from Ague and Remittent Fever 1,398 as against 195 and 1,541 deaths respectively from these causes in 1930. The average number of deaths for the last ten years (1921-1930) from Malaria was 421 and from Ague and Remittent Fever 2,279.

The deaths among infants under one year of age numbered 7,401 against 7,506 in 1930 and 8,324 the average for the last ten years (1921-1930). The rate of infant deaths per 1,000 births registered was 272 and was the lowest rate hitherto recorded in the Official Statistics of the City. The next lower figures were 296 for the year 1930 and 298 for 1929.

Compared with the decennial averages (1921-1930), the total number of deaths shows a decrease of 8,960, the principal decreases in the mortality being 369 under Plague, 718 under Small-pox, 146 under Influenza, 290 under Malaria, 881 under Ague and Remittent Fever, 1,279 under Diarrhoea, Enteritis and Dysentery and 3,687 under Diseases of the Respiratory System. On the other hand there was an increase of 31 under Cholera and of 34 under Enteric Fever.

Area and Population.—The present area of the City and Island is 24.19 square miles. The area of the City has been increased by 414.68 acres on account of the Reclamation Works at Back Bay. Of the increased area, 246.87 acres are in Middle and Lower Colaba, 77.81 acres in Esplanade and 90.00 in Dhobi Talao Sections. The average density of population of the City worked out on the increased area is 75 per acre as shown by Sections in Table No. 2 (Appendix).

The population at the Census of 1931 numbered 1,161,383 as shown below by Wards and in Table No. 1 (Appendix) by Sections. On this population, the calculations of birth-rates and death-rates have been based in this Report :—

Ward.	POPULATION.			Comparison of figures in Col. 4 with those in Column 2.
	By the Census of 1921.	Estimated in the middle of the year 1930.	By the Census of 1931.	
A ..	74,440	77,899	64,020	— 10,420
B ..	129,575	132,786	114,365	— 15,210
C ..	198,384	207,160	205,476	+ 7,092
D ..	146,029	166,619	153,593	+ 7,564
E ..	276,149	304,797	273,050	— 3,099
F ..	145,285	175,308	159,514	+ 14,229
G ..	167,920	196,342	163,775	— 4,145
Harbour Docks, Railways and Unknown ..	38,132	37,797	27,590	— 10,542
Total ..	1,175,914	1,298,708	1,161,383	— 14,531

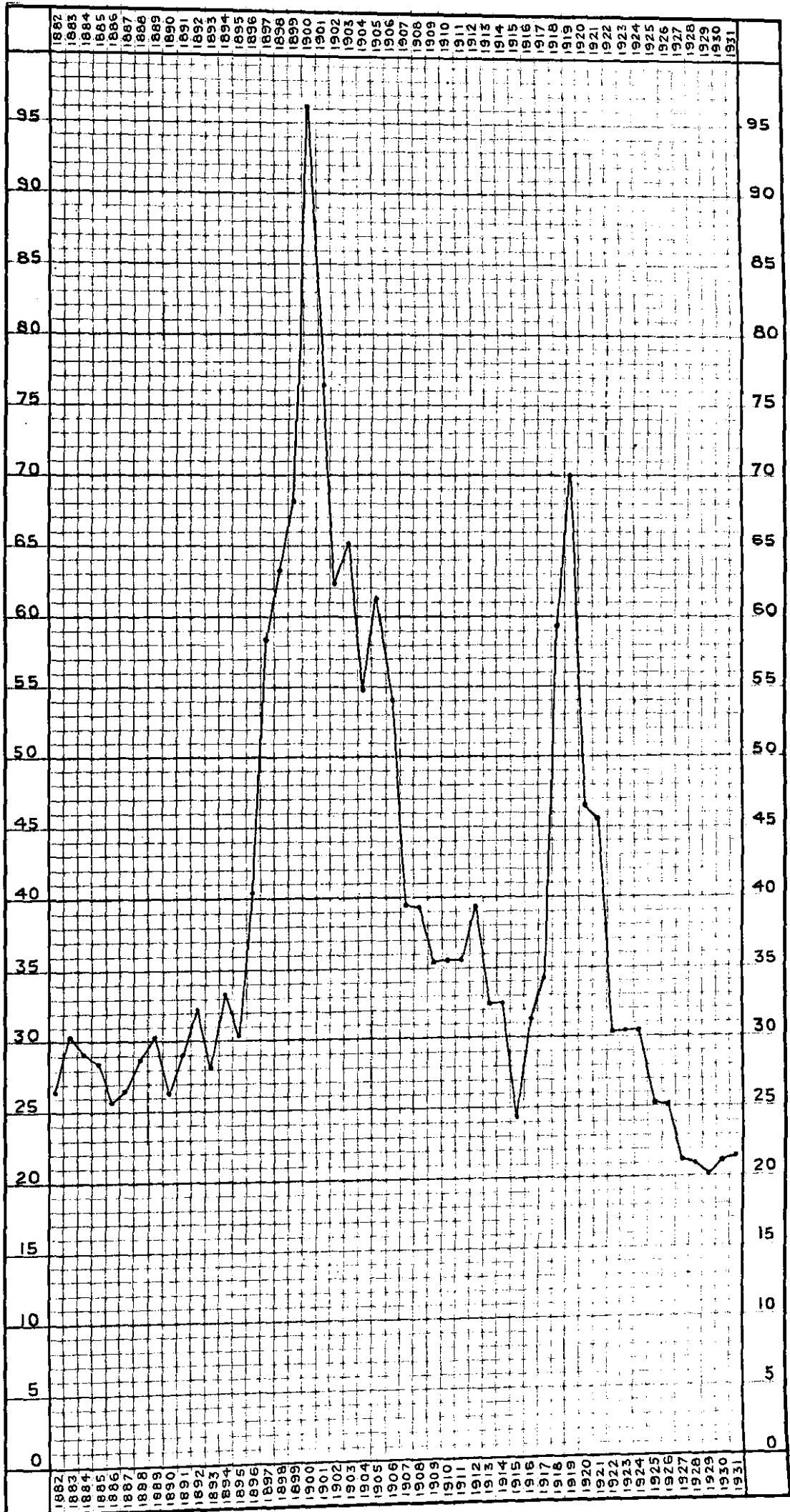
It will be seen from the above table that compared with the Census of 1921, the population has decreased by 14,531 or 1.23 per cent. as against an increase of 20 per cent. during the decennium 1911-1920.

As stated in my Report for 1930, the fluctuation in the population was the result of trade-conditions existing in the City at the time of Census operations and is not a permanent loss to the City population. Since the difference during the decennium 1921-1930 was only 14,531 (1.23 per cent.) or 1,453.1 per year, it is advisable to work out the birth-rates and death-rates on the Census population until the Census figures of 1941 are available.

A

DIAGRAM

ANNUAL DEATH RATE IN BOMBAY 1882-1931



BIRTHS AND BIRTH-RATES.

The number of live births registered during the year was 27,204 excluding 2,164 still-births. It was 1,875 more than in 1930 and 5,304 more than the average of the decennium 1921-1930.

The birth-rate calculated on the Census population of 1931 was equivalent to 23.4 births per 1,000.

Of the children whose births were registered 14,084 were males and 13,120 females, the proportion of males to females being 1,073 to 1,000.

The birth-rate recorded year by year for the City is probably by no means a fair measure of the true fertility of the population. It is in part due to the custom whereby married women leave the City for their confinement and register their children in the mofussil districts where they are born and partly to the negligence of the parents to give information of the birth to the Municipality.

The negligence in registering births has been obviated to some extent by the maternity benefit offered to the labour classes who now voluntarily get the births of their children registered to procure birth certificates and claim the benefit.

Births by Months.—The following table shows the number of births registered in each month of 1930 and 1931 and the average of the preceding five years. The noteworthy feature of the table is that the number of births registered is considerably higher in the last half of the year than it is in the first ; a feature repeated in the return year after year without exception :—

Period.	January.	February.	March.	April.	May.	June.	July.	August.	September.	October.	November.	December.	Total.
1926-30 ..	2,084	1,765	1,732	1,691	1,660	1,651	1,809	1,915	2,002	2,310	2,326	2,319	23,264
1930 ..	2,223	1,844	1,920	1,814	1,905	1,878	2,101	2,075	2,120	2,369	2,494	2,586	25,329
1931 ..	2,458	1,988	2,001	1,929	2,005	2,005	2,102	2,147	2,301	2,767	2,737	2,764	27,204

Of the total number of births 29,368 (including 2,164 still-births), 18,237 or 62 per cent took place in the Municipal, Government and private Institutions doing maternity work (*vide* page 14).

Birth-Rate by Races.—It will be seen from Table No. 3 appended to this Report that among the different communities inhabiting the City, Hindus Low Caste (41), Jews (32), Indian Christians (30) and Anglo-Indians (25) showed birth-rates higher than the rate for the whole population. The lower birth-rate, namely 19, was recorded for Europeans as against 8.1 in 1930.

Still-Births.—The number of infants certified as still-born was 2,164 as against 2,013 in 1930 and the decennial average 1,873. Still-births are excluded in this Report from all figures relating to deaths and to births not expressly defined as still-births.

DEATHS AND DEATH-RATES.

The total number of deaths registered from all causes during the year was 25,105 against 27,552 in 1930. It was 3,104 less than the average annual mortality of 1926-1930 and 8,960 less than the average annual mortality of the preceding 10 years (1921-1930).

The death-rate per 1,000 persons living was 21.6 as against 21.2 in 1930, 20.4 in 1929 and 27.1 the average for the preceding decennium. The death-rate (like the birth-rate) is invariably high amongst the poorer classes, and as an unduly large proportion of the population of the City belongs to the most poorly paid sections of society, the general death-rate is raised by that of the unusually large proportion of the very poor. The Census of 1921 showed that 66 per cent of the population belong to the poorer classes and live in one-room tenements.

The annual death-rates during the last fifty years are indicated in the Diagram A facing this page.

Mortality by Sex and Age.—Of the total number of 25,105 deaths in the year, 13,494 were among males and 11,611 among females. The larger number of deaths among males is due to the preponderance of males who form nearly two-thirds of the population, the actual death-rate being higher among females. Thus the male death-rate was 18 and the female death-rate 28 as in 1930.

The following table shows the proportional contribution to the total deaths of each age-group in the two sexes :—

TABLE OF PERCENTAGES TO THE TOTAL MORTALITY BY AGE-PERIODS IN 1929, 1930 AND 1931.

Age-period.	1929.		1930.		1931.					
	Total Mortality.	Percent-age	Total Mortality.	Percent-age.	MALES.		FEMALES.		PERSONS.	
					Total Mortality.	Percent-age.	Total Mortality.	Percent-age.	Total Mortality.	Percent-age.
Under 1 year ..	7,225	27.2	7,506	27.2	4,055	30.0	3,346	28.8	7,401	29.5
1 to 5 years ..	4,607	17.4	5,090	18.5	1,915	14.2	1,966	16.9	3,881	15.4
5 to 10 " ..	812	3.1	849	3.1	240	1.8	289	2.5	529	2.1
10 to 15 " ..	524	2.0	496	1.8	163	1.2	238	2.0	401	1.6
15 to 20 " ..	914	3.4	937	3.4	294	2.2	495	4.3	789	3.1
20 to 30 " ..	2,951	11.1	2,979	10.8	1,309	9.7	1,535	13.2	2,844	11.3
30 to 40 " ..	2,794	10.5	2,799	10.7	1,579	11.8	1,034	8.9	2,613	10.5
40 to 50 " ..	1,998	7.5	1,987	7.2	1,330	9.8	627	5.4	1,957	7.8
50 to 60 " ..	1,710	6.4	1,675	6.1	1,042	7.7	587	5.1	1,629	6.5
60 years & Upwards.	3,020	11.4	3,234	11.7	1,567	11.6	1,494	12.9	3,061	12.2
Unspecified Ages
Total ..	26,555	100.0	27,552	100.0	13,494	100.0	11,611	100.0	25,105	100.0

It will be seen from the table that the percentage of deaths among infants under one year of age to the total mortality in the year under notice was higher, as in the past, than in the case of any other age-group.

CAUSES OF DEATHS.

The tabulation of deaths by causes is carried out, as explained in the Annual Report for 1920, page 5, in accordance with the "Manual of International List of Causes of Death as adapted for use in England and Wales," 1926 Edition. Table No. 12 (Appendix) includes the full list of causes of death. All other abstracts of the cause of death are arranged in the form of the Short List of causes adopted by the Registrar-General for England and Wales and the Local Government Board with certain sub-divisions which were found important for tabulation purposes in the City of Bombay.

Certification of Cause of Death.—The total number of certificates of the cause of death received during the year was 8,456 against 7,902 in 1930; of these 3,484 were from private qualified Medical Practitioners, 10 from Hakims and Vaidyas, and 4,213 from the Medical Officers of various Hospitals, the cause of death in 128 cases was certified by the Commissioner of Police and 621 cases by the Coroner of Bombay.

The percentage of certified deaths including those certified by Hakims and Vaidyas was 34 as against 29 in 1930.

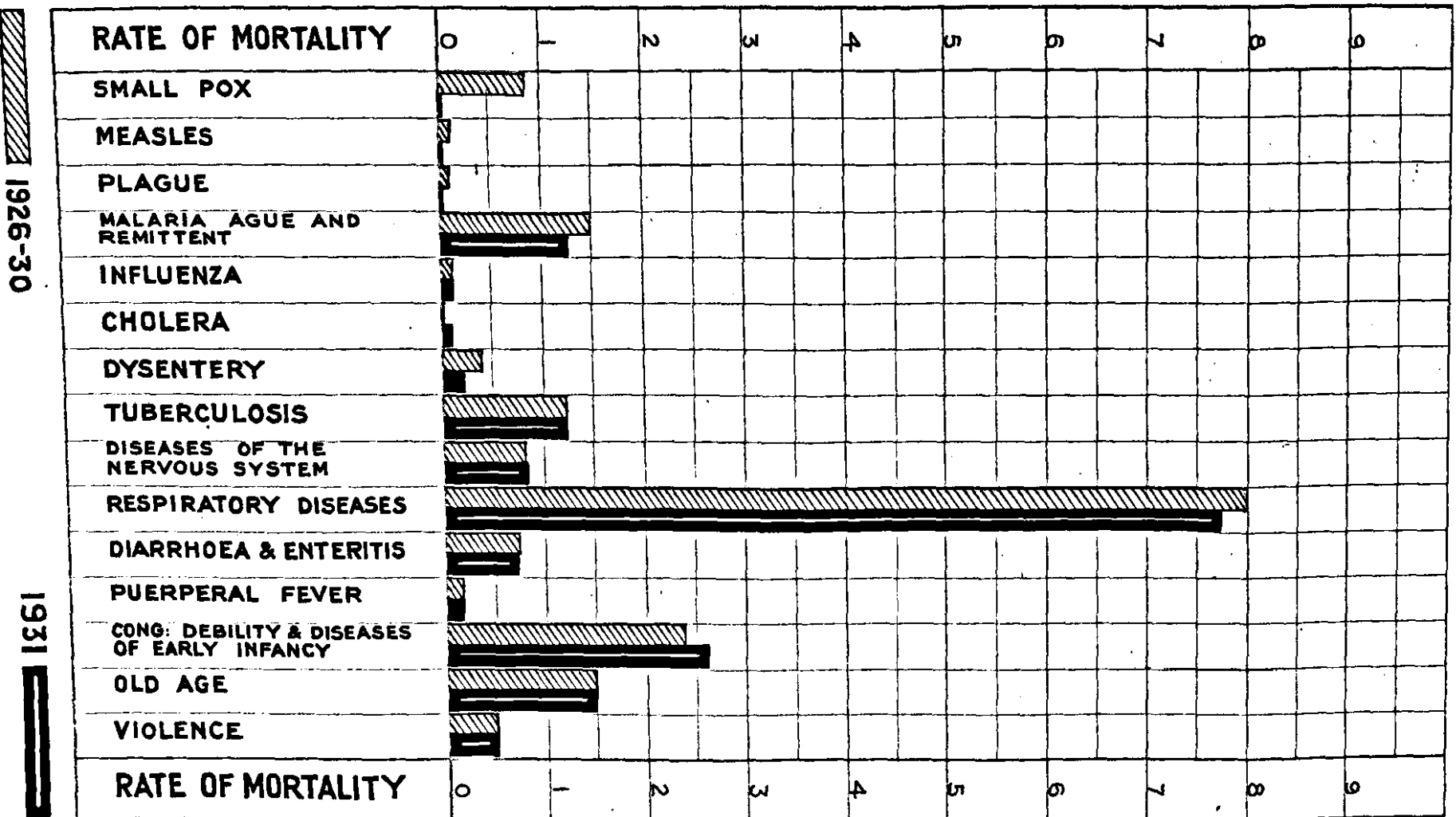
The percentages of deaths certified to the total number of deaths in 1931 and the preceding five years are shown in the following table :—

Year.	Number of Certificates of the Cause of Death received from						Percentage of Total Certificates received to the Total Mortality.
	Medical Officers of Hospitals.	Private Medical Practitioners.	Hakims and Vaidyas.	Commissioner of Police.	Coroner of Bombay.	Total.	
1926	4,317	3,341	27	421	634	8,740	27.32
1927	4,196	3,375	22	315	612	8,520	30.84
1928	4,483	3,056	26	268	641	8,474	31.02
1929	4,769	3,325	15	260	899	9,259	34.86
1930	3,929	3,242	15	198	518	7,902	28.68
1931	4,213	3,484	10	128	621	8,456	33.68

B

DIAGRAM

DEATH RATE PER 1000 OF POPULATION
FROM PRINCIPAL CAUSES IN BOMBAY IN 1931
AND THE QUINQUENNIAL AVERAGES IN
1926-1930



1926-30

1931

The figures show that there was an increase in the number of certified deaths received in 1931 over that in 1930.

The District Registrars verified the cause of death in 16,649 cases on the information gathered from the relatives of the deceased.

Copies of Certificates issued.—During the year 1,880 copies of certificates of registry of death, 1,866 copies of certificates of birth and 19 true copies of birth and death reports and medical certificates were issued. The total fees received for copies of certificates and reports, for searches of birth and death registers for various periods and for producing registers in Courts of Law, amounted to Rs. 4,356 as against Rs. 4,084 in 1930.

Principal Causes of Deaths.—Table of Deaths and Death-rates from Epidemic Diseases and certain other Principal Causes of Death in 1931 and 1930 with averages for 10 years (1921-1930).

Causes of Death.	1931.		1930.		Average of years (1921-1930.)	
	Number of Deaths.	Death-rate per 1,000 of Population.	Number of Deaths.	Death-rate per 1,000 of Population.	Number of Deaths.	Death-rate per 1,000 of Population.
<i>Principal Epidemic Diseases.</i>						
Small-pox	31	0.0	1,677	1.3	749	0.6
Measles	45	0.0	136	0.1	128	0.1
Plague	24	0.0	29	0.0	393	0.3
Enteric Fever	186	0.2	188	0.1	152	0.1
Malarial Fever	131	0.1	195	0.2	421	0.3
Ague and Remittent Fever	1,398	1.2	1,541	1.2	2,279	1.8
Relapsing Fever	12	0.0
Influenza	130	0.1	75	0.1	276	0.2
Cholera	80	0.1	40	0.0	49	0.0
Dysentery	412	0.3	487	0.4	752	0.6
Diphtheria	25	0.0	20	0.0	11	0.0
<i>Other Principal Diseases.</i>						
Tuberculosis	1,566	1.3	1,460	1.1	1,567	1.2
Diseases of the Nervous System	1,117	0.9	1,074	0.8	1,490	1.2
" " Respiratory System.	9,096	7.8	9,703	7.5	12,783	10.1
Diarrhoea and Enteritis	883	0.8	983	0.8	1,822	1.5
Puerperal State	198	0.2	189	0.1	281	0.2
Congenital Debility and Diseases of early Infancy	2,930	2.6	2,796	2.2	3,442	2.7
Old Age	1,746	1.5	1,846	1.4	2,308	1.8
Leprosy	73	0.1	26	0.0	75	0.1
Violence	570	0.5	705	0.5	784	0.6
Other Causes	4,404	3.8	4,392	3.9	4,291	3.4
Total	25,105	21.6	27,552	21.2	34,065	27.1

It will be seen from the table and Diagram B that diseases of the Respiratory System caused as usual, a higher death-rate 7.8 than any other group. Congenital Debility and Diseases of early Infancy constituted the next most fatal group giving a death-rate of 2.6 per 1,000 persons living. The groups coming next on the list for the year under report with a death-rate of 1.3 comprises the deaths attributed to Malaria, Ague and Remittent Fever, Old Age (1.5) and Tuberculosis (1.3).

Scarlet Fever and Whooping Cough have been omitted from the above short table of principal causes. Scarlet Fever has not been registered as a cause of any death during the last 10 years and the average annual number of deaths from the other disease is only 9.

Table No. 12 appended to the Report gives detailed information regarding deaths by months and causes.

The mortality from Plague, Small-pox, Cholera, Influenza, Tuberculosis and Fevers in 1931 is discussed on pages 19 to 24.

The mortality rates from several diseases among different races in the City are shown in Table No. 15 appended to the Report.

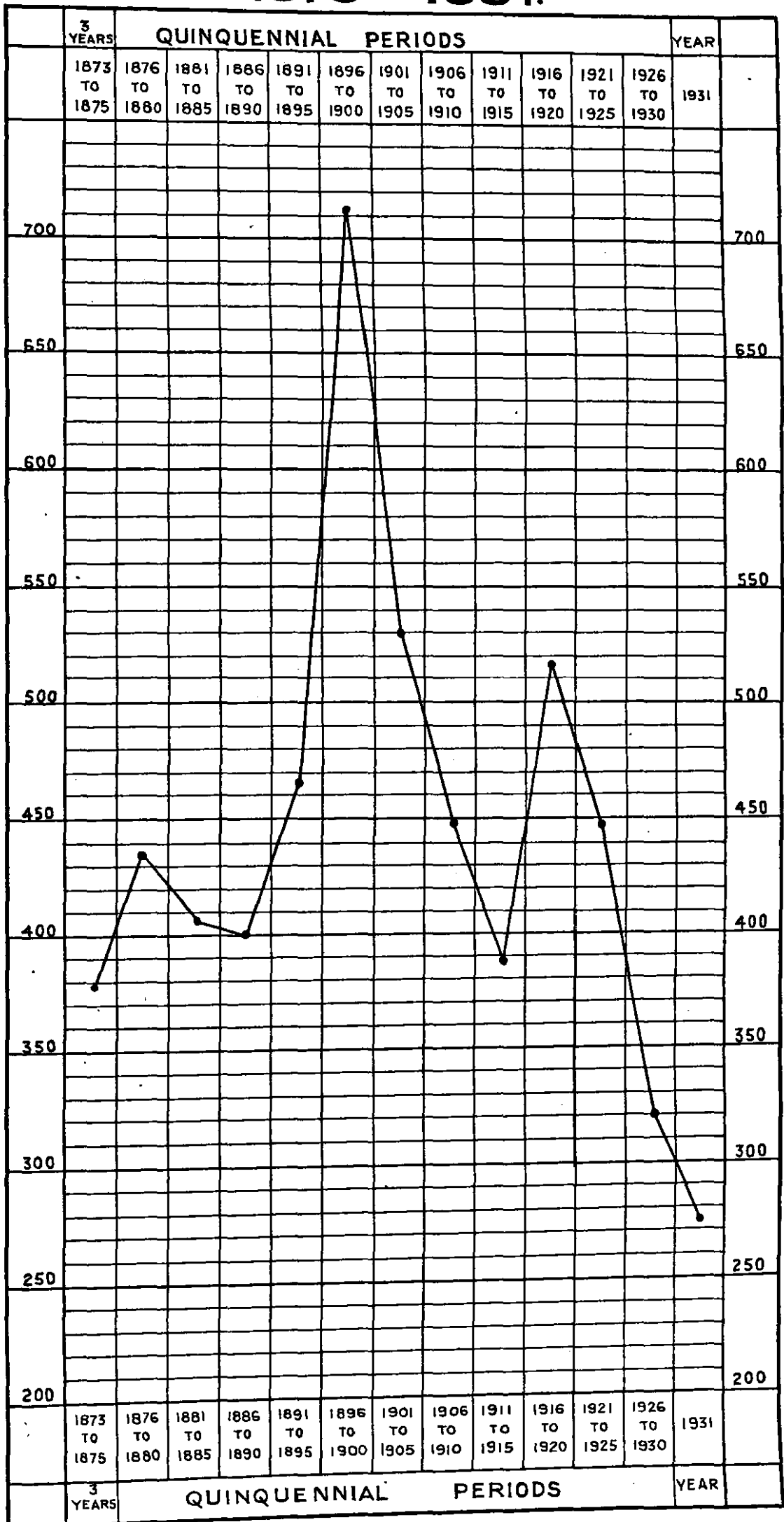
Mortality by Months.—The following table shows the total number of deaths registered on each day and in each month of the year. The number of monthly total deaths in 1930 is added to the table for comparison.

TABLE SHOWING THE DAILY AND MONTHLY TOTAL DEATHS IN 1931 AND THE MONTHLY NUMBER IN 1930.

Date.	MONTHS.												Total	
	Jan.	Feb.	Mar.	April.	May.	June.	July.	Aug.	Sept.	Oct.	Nov.	Dec.		
1	59	51	46	56	93	64	56	82	90	62	85	72		
2	57	74	55	76	60	64	65	82	83	67	77	59		
3	67	50	65	59	76	67	53	99	76	66	68	71		
4	69	55	70	61	87	66	41	88	75	63	58	60		
5	64	51	60	58	99	81	60	89	90	69	75	66		
6	75	60	58	76	73	48	52	90	90	66	67	57		
7	67	62	42	67	105	63	64	89	76	79	75	55		
8	76	55	62	70	72	68	61	86	79	65	66	79		
9	70	61	51	58	67	67	58	85	65	60	71	75		
10	49	61	67	58	75	63	68	105	99	80	69	65		
11	55	56	55	64	89	66	66	99	82	53	88	59		
12	59	76	79	55	73	64	61	103	83	66	60	78		
13	52	58	69	71	73	52	63	94	73	73	101	47		
14	61	48	70	62	68	51	79	105	74	84	79	47		
15	70	68	50	57	68	58	70	101	82	100	69	54		
16	49	76	46	78	71	64	65	85	68	59	85	70		
17	41	58	57	63	67	60	71	80	80	57	76	55		
18	55	73	53	70	82	72	82	86	87	60	59	59		
19	57	51	71	75	76	69	72	67	92	65	54	74		
20	47	46	65	80	52	56	88	100	56	63	63	61		
21	55	59	42	87	57	82	78	88	69	67	68	78		
22	32	57	49	96	80	70	70	85	68	81	67	66		
23	46	71	60	102	67	54	76	72	90	88	71	69		
24	60	63	60	77	64	64	82	109	71	83	61	70		
25	56	54	63	87	66	54	86	98	61	65	56	54		
26	56	56	48	84	63	57	62	95	84	56	59	52		
27	49	47	46	93	66	65	103	92	71	66	74	56		
28	58	70	55	97	50	54	80	56	80	64	71	51		
29	57	..	44	89	60	68	99	94	74	79	61	69		
30	57	..	42	91	64	65	92	90	80	100	74	53		
31	55	..	68	..	53	..	79	78	..	67	..	67		
Total.	1931	1,780	1,667	1,768	2,219	2,216	1,896	2,211	2,772	2,348	2,173	2,107	1,948	25,105
	1930	2,340	2,525	2,990	2,600	2,353	2,227	2,298	2,367	2,057	2,125	1,753	1,917	27,552

C DIAGRAM

DEATHS IN INFANTS PER 1000 BIRTHS IN BOMBAY 1873 - 1931.



The rise in the mortality registered during the two months April and May was due to Influenza and diseases of the Respiratory System and the other from July to September to Diarrhoea, Ague and Remittent Fever and diseases of the Respiratory Diseases. There was also an increase in the number of deaths among infants under one year during the period due to the continuous rains.

The incidence of deaths from principal causes in different months is shown in Table No. 12 appended to this Report.

Mortality by Sections.—It will be seen from Table No. 6 (Appendix) which gives total deaths and death-rates in each Section in 1931 and the quinquennial averages for 1926-1930, that rates higher than the general death-rate were recorded in Umerkhadi (32), Second Nagpada (29), Kamatipura (27), Bhuleshwar (21), Tardeo (25), Byculla (25), Khara Talao (23), Tarwadi (23), Mazagaon (16), Sion (23), Mahim (27), Esplanade (19) and Worli (24).

The Sections of Tarwadi, Upper Colaba, Esplanade and Byculla contain Hospitals and would exhibit a much lower rate, but for the fact that for want of the residential addresses of many of the patients who die in these institutions, the deaths have to be referred to the Sections containing the hospitals instead of to those where the patients resided before admission. Upper Colaba contains the Colaba Station (Military) Hospital, and Esplanade St. George's, the Cama and Allbless, Gokuldas Tejpal, the Parsee Lying-in and Indian Station (Military) Hospitals. The Sir Jamshedji Jeejeebhoy, Bai Motlabai and Sir D. M. Petit and Maratha Hospitals are in Tarwadi and St. Joseph's Foundling Home, the Arthur Road Infectious Diseases Hospital, the Adams Wylie Memorial Hospital in Byculla Section. Parel contains the King Edward VII Memorial Hospital and the Nowroji Wadia Maternity Hospital. The lowest rate 8 was recorded for Fort South and the next lowest (12) for Walkeshwar Sections as against 8 and 13 respectively in 1930.

Death by Occupation.—The death-rate recorded for persons following different occupations are shown in Table No. 18 appended to the Report.

For information as to the effect of occupation on the death-rate, reference should be made to the Annual Report for 1922 when the Census returns were comparatively recent.

INFANT MORTALITY.

The deaths among infant under one year of age numbered 7,401, being 105 less than in the preceding year and 923 less than the annual average in the decennium 1921-1930.

The infant mortality rate expressed as the number of deaths in infants per 1,000 registered births was 272, being the lowest hitherto recorded in the official statistics for the City. The next lowest rate was 296 registered in 1930.

Of the 7,401 infants who died within one year from their birth, 6,217 or 84 per cent, were born in Bombay City and 1,184 or 16 per cent. in the mofussil (*vide* Table at page 10 showing the place of birth of these infants). The births of these 1,184 infants were thus not registered in the City register. If, therefore, the figure 1,184 be excluded from the total number of infants who died in the City during the year, the rate of infant deaths per 1,000 births registered would be 228.5 instead of 272 as shown above.

The Diagram C facing this page shows the incidence of Infant Mortality rate during the last 55 years.

Causes of Death.—It will be seen from Table No. 13 (Appendix) that 5,633 or nearly 76 per cent. of the total deaths in infants were due to diseases of the Respiratory System, Infantile Debility and Premature Births, against 5,320 deaths or 71 per cent. in 1930, Diarrhoea and Enteritis caused 366 deaths, Malaria, Ague and Remittent Fever 131 deaths, Fever not defined 72 deaths and Convulsions 620 deaths. The deaths from Small-pox and Measles numbered 2 and 15 respectively.

INFANT MORTALITY FROM PRINCIPAL CAUSES FROM 1926-1931.

Cause of Death.	1926.	1927.	1928.	1929.	1930.	Average (1926 to 1930.)	1931.	More or Less.
Small-pox	84	151	127	240	449	210	2	- 208
Measles	38	32	23	37	41	34	15	- 19
Malarial Fever	32	21	13	18	13	19	5	- 14
Ague and Remittent Fever and Fever not defined ..	143	130	143	169	203	158	198	+ 40
Diarrhoea and Enteritis ..	491	333	268	303	350	349	366	+ 17
Dysentery	39	31	28	23	39	32	34	+ 2
Infantile Debility and Malfor- mation including Premature Birth	3,703	3,106	3,105	2,779	2,791	3,097	2,987	- 110
Diseases of the Respiratory System	2,644	2,118	2,630	2,523	2,529	2,489	2,646	+ 157
Convulsions	670	588	654	662	626	640	620	- 20
All causes	8,200	6,857	7,468	7,225	7,506	7,451	7,401	- 50

Quinquennial Averages.—Compared with the averages of the preceding five years, the total number of deaths was less by 50, the principal decreases in the mortality being 208 under Small-pox, 19 under Measles, 14 under Malaria, 110 under Infantile Debility and Premature Births and 20 under Convulsions. Increases were recorded under Ague and Remittent Fever (40), Diarrhoea and Enteritis (17), Dysentery (2) and Diseases of the Respiratory System (157).

Age at Death.—The following table classifies the infantile deaths from principal causes in 1931 under the age groups, under 7 days, 1-4 weeks, 1-6 months and 6-12 months:—

TABLE OF DEATHS AMONG INFANTS FROM PRINCIPAL CAUSES BY AGE-PERIODS IN 1931.

Age-Period	Small-pox.	Measles.	Malarial Fever.	Ague and Remittent Fever and Fever not defined.	Diarrhoea and Enteritis.	Dysentery.	Infantile Debility and Malformation includ- ing Premature Birth.	Diseases of the Respira- tory System.	Convulsions.	All causes.	Percentage of death in age period to the total deaths under 1 year of age.
Under 7 days	2	8	1	1,446	20	68	1,649	22.3
1 to 4 weeks	2	7	49	..	857	35	108	1,083	14.7
Total under 4 weeks..	2	9	57	1	2,303	55	176	2,732	37.0
4 weeks to 6 months..	1	2	2	70	146	9	565	668	300	2,073	28.0
6 to 12 months	1	13	1	119	163	24	119	1,723	144	2,596	35.0
Total	2	15	5	198	366	34	2,987	2,646	620	7,401	100.0

Of the total deaths among infants, 1,649 or 22 per cent. took place in the first week of life and 1,083 or 15 per cent. in the age-period of 1 to 4 weeks.

The mortality among infants who had not completed the first month of life was thus 2,732 or 37 per cent. of the total infant deaths. The number of deaths in the groups 4 weeks to 6 months and 6 and 12 months was 2,073 and 2,596 being respectively 28 and 35 per cent. of the total infant mortality.

TABLE OF PERCENTAGES OF INFANT DEATHS FROM PRINCIPAL CAUSES AT SEVERAL AGE-PERIODS IN 1931.

Age-period.	Small-pox.	Measles.	Malarial Fever.	Ague and Remittent Fever and Fever not defined.	Diarrhea and Enteritis	Dysentery.	Infantile Debility and Malformation including premature Birth.	Diseases of the Respiratory System.	Convulsions.	Other cases.	All cases.
Under 7 days	0.1	0.5	0.1	87.7	1.2	4.1	6.3	100.0
1 to 4 weeks	0.2	0.6	4.5	..	79.2	3.2	10.0	2.3	100.0
4 weeks to 6 months..	..	0.1	0.1	3.4	7.1	0.4	27.2	41.9	14.5	5.3	100.0
6 to 12 months	0.5	..	4.6	6.3	0.9	4.6	66.4	5.5	11.2	100.0
Total	0.2	0.1	2.7	4.9	0.5	40.3	35.8	8.4	7.1	100.0

The salient features of the above table are the magnitude of the role played by debility and prematurity in the causation of deaths in the first 4 weeks of life and the large proportion of deaths from Respiratory diseases during the remaining 11 months of infancy.

Infant Mortality by Months.—The sub-joined table shows the number of deaths among infants in each month of the year. For comparison the monthly total number of deaths at ages of 1 year and upwards is also inserted.

Age-period.	NUMBER OF DEATHS.												
	January.	February.	March.	April.	May.	June.	July.	August.	September.	October.	November.	December.	Total.
Under 1 year ..	443	452	432	613	642	565	701	906	750	689	643	566	7,401
1 year and upwards ..	1,337	1,215	1,336	1,606	1,574	1,331	1,510	1,866	1,598	1,484	1,464	1,383	17,704

Table No. 13 appended to the Report shows the number of deaths among infants under one year of age by causes in detail and by months.

Infantile Mortality by Races.—The following table shows the death-rates among infants of different Nationalities and Castes.

INFANT MORTALITY BY CASTE AND INFANTILE DEATH-RATE PER 1,000 OF BIRTHS REGISTERED IN EACH CASTE IN 1931.

Race or Caste.	Deaths under 1 year.	Number of births Registered.	Infant Mortality per 1,000 of births registered.
Hindus, Low Caste	1,224	4,274	286.4
Hindus, all other Castes	4,139	14,613	283.2
Mussalmans (including Negro Africans) ..	1,320	4,622	285.6
Parsees	129	1,097	117.6
Jews	38	275	138.2
Indian Christians	475	1,941	244.7
Anglo-Indians	41	176	232.9
European	11	178	61.8
Buddhists	2	25	80.0
Other and Unknown Castes	22	3	..

Infant Mortality by Sections.—The death-rates among infants under one year of age per 1,000 births registered in several Sections of the City are shown in the last column of Table No. 2 appended.

In the case of each death of an infant special inquiries were made by the District Registration Staff of the Health Department as to whether the birth of the child had taken place in the City or outside it, and if the former whether the birth was registered in the City registers before or after death. The result of this enquiry is embodied in the sub-joined statement with a view to ascertain the incidence of infant mortality in a class of population inhabiting a particular locality.

Statement showing the place of Birth of children who died before completing twelve months of age in 1931.

Ward.	Sections.	Bombay Born.		Born out of Bombay.	Total.
		Registered.			
		Before Death.	After Death.		
A	Upper Colaba	12	2	2	16
	Middle and Lower Colaba ..	57	3	12	72
	Fort, South	3	1	..	4
	Fort, North	125	4	19	148
	Esplanade	53	3	12	68
B	Mandvi	129	9	36	174
	Chuckla	99	4	19	122
	Umakhadi	289	8	46	343
	Dongri	65	5	16	86
C	Market	132	8	26	166
	Dhobi Talao	170	7	35	212
	Fanaswadi	137	7	38	182
	Bhuleshwar	174	9	33	216
	Khara Talao	140	7	20	167
	Kumbharwada	168	8	42	218
D	Khetwadi	163	10	34	207
	Girgaum	166	8	38	212
	Chowpati	73	5	15	93
	Walkeshwar	70	3	7	80
	Mahalakshmi	165	9	31	205
E	Mazagon	170	8	32	210
	Tarwadi	247	13	51	311
	Second Nagpada	147	6	21	174
	Kamathipura	217	11	32	260
	Tardeo	197	7	25	229
	Byeulla	656	35	94	785
	First Nagpada	33	2	5	40
F	Parel	268	19	53	340
	Sewri	164	20	42	226
	Sion	360	26	106	492
G	Mahim	325	27	78	430
	Worli	659	51	148	858
	Harbour Docks, Railways and Unknown	37	2	16	55
	Total ..	5,870	347	1,184	7,401
	Percentage ..	79.3	4.7	16.0	100.0

As this information is introduced since last year, it is not yet fair to offer any comments on the figures. For instance the percentage of deaths amongst children born in the mofussil and not registered in the City to the total infant deaths in 1931, was 16 as against 17 in 1930 and about 32 in 1927. This striking variation may be due to the maternal benefits extended to the labour class, and the extended facilities by the increased number of Maternity Homes.

INFANT MORTALITY BY THE NUMBER OF ROOMS OCCUPIED IN 1931.

Number of Rooms.	Births.		Deaths.		Infant mortality per 1,000 births registered.	
	Number.	Percentage.	Number.	Percentage.	1931.	1930.
1 Room and under ..	10,175	37.4	5,382	72.7	529	502
2 Rooms	1,327	4.9	547	7.4	412	306
3 Rooms	669	2.5	249	3.4	372	270
4 or more Rooms ..	351	1.3	80	1.1	228	183
Hospitals	14,681	53.9	1,091	14.7	74	101
Homeless and not recorded	1	..	52	0.7
Total	27,204	100.0	7,401	100.0	272	296

The percentage of population occupying tenements of one room and under to the total number of occupants of all classes of tenements in the City by the Census of 1921 was 66. Of the 27,204 births registered in the year, 10,175 or 37 per cent occurred in families living alone in a single room or sharing it with others and the number of deaths in infants in this class of population was 5,382 or 73 per cent. of the total infant mortality.

It will be observed from the statement that the rate of deaths among infants in single room tenements per 1,000 births in such tenements during the year was 529 as against 502 in 1930, and that the proportion of deaths to births varies inversely as the number of rooms occupied by the parents.

Prevention of Infantile Mortality.

The work which is being done in Bombay for the reduction of infant mortality may be described under the following heads:—

- (i) Visits by the Municipal District Nurses for the purpose of getting into touch with prospective mothers and for discovering cases of sickness especially among women and children and unvaccinated children; for enquiry into the condition of new born infants; and for giving instruction by homely talks as to the care and rearing of children.
- (ii) Attendance on confinements.
- (iii) Provision of necessaries and comforts during the lying-in period.
- (iv) Maternity Homes.
- (v) Infant Welfare Centres and Infant Milk Depots.

Municipal Nurses.—The number of Municipal Nurses employed is ten, one being attached to each of the ten District Registrars' Offices. They visit daily the localities and the chawls inhabited by the poor and help to diffuse and popularise elementary knowledge of the principles of health and hygiene and to carry such knowledge into the homes and lives of the

ignorant; they give advice on the prevention of disease and the care and up-bringing of infants and bring to the notice of the authorities unregistered births, unvaccinated children and cases of sickness; they also persuade prospective mothers to go to the Maternity Homes provided for them free. Where this provision is not taken advantage of, they attend on the women in their own houses providing them with bedding for their confinement, and with food in shape of milk and bread during the first seven days of the puerperal period. The visits of the Nurses are frequently the means of bringing to the Municipal Dispensaries sick persons who would otherwise either not know the existence of the facilities provided or knowing would, through indifference and apathy, neglect to benefit by them. These visits are doing much good and are welcomed and appreciated by those for whose benefit they are paid.

Summary of Work.—During the year the Municipal Nurses paid 27,749 visits to houses, chawls and huts (against 30,482 in 1930), inquired into 3,092 cases of ordinary sickness and reported 143 cases of infectious diseases and 339 deaths in the female population of the City. They also attended on 1,198 confinements (against 1,245 in 1930) and verified the reports of the Births Karkuns on 6,478 births.

The following table summarises the information obtained by the Nurses in attendance on confinements and in visits to infants and young children :—

SUMMARY OF INQUIRIES AND OF WORK OF MUNICIPAL NURSES AND MIDWIVES, 1926-1931.

	1926.	1927.	1928.	1929.	1930.	1931.
Total number of births (including stillborn) registered ..	22,744	23,465	25,843	26,080	27,342	29,368
Percentage of Still-birth to the total number of births registered	7.3	7.5	7.1	7.1	7.4	7.4
Number verified by the Nurses	9,699	9,831	10,813	10,075	10,320	10,623
Percentage of number verified to the total	42.6	41.9	41.8	38.6	37.7	36.2
Percentage of the confinements unattended	6.5	5.8	5.2	4.0	4.2	4.3
Percentage of confinements attended by unskilled women.	37.4	38.2	34.1	35.2	29.1	25.8
Percentage of the confinements attended by qualified Nurses (other than Municipal)	10.8	9.4	9.2	9.4	9.4	9.2
Percentage of the confinements attended by Municipal Nurses	14.4	13.5	12.7	10.8	12.0	11.3
Percentage of children born in Hospital	30.9	33.1	38.8	40.6	45.3	49.4
Percentage of children born in healthy condition	65.9	67.8	69.5	64.6	69.2	68.5
Percentage of children fed on breast	68.0	73.3	72.3	66.5	71.4	67.7
Percentage of children dying within 30 days	12.3	12.0	10.4	8.6	8.3	7.5
Percentage of the cases where the mothers leave home for work	35.0	32.8	31.2	30.4	29.9	26.9

It will be seen from the above table that of the total number of 29,368 births (including 2,164 still-births) registered in the City during the year under Report, 10,623 or 36 per cent. were verified by the Municipal Nurses as against 10,320 or 38 per cent. in 1930.

The proportion of births wholly unattended was 4 per cent. among the cases where inquiries were made, and that of confinements attended by unskilled women 26 as against 4 and 29 respectively in 1930.

The percentage of confinements attended by qualified midwives (other than Municipal) was 9 as in 1930 and that of confinements attended by Municipal midwives was 11 as against 12 in the previous year. The percentage of children born in Hospitals showed an increase from 45 to 49 per cent.

The percentage of children born in healthy condition was 66 as against 69 in the preceding year and that of children fed on breast was 68 as against 71 of 1930.

The proportion of children dying within 30 days of birth fell from 8.3 in 1930 to 7.5 in 1931.

The percentage of mothers who left home for work leaving their children to the care of others was 27 as against 30 in 1930.

Relief to poor women during confinement in the shape of necessaries and comforts such as milk, bread, bed, blankets, charpoys and linen was continued during the year and dispensed in 268 cases against 317 in 1930 and 271 in 1929.

Municipal Maternity Homes.—During this year a new Maternity Home was added to the existing four Homes. It was opened at Khetwady through the generosity of Mr. Shapurji Sorabji who gave his building for the Maternity Home and donated Rs. 10,000 towards General Medical Relief. The number of women admitted to the five Municipal Maternity Homes and the number of beds in each Home was as follows :—

Maternity Home.	Number of Cases.		No. of Beds.
	1931.	1930.	
Haji Saboo Sidik's Maternity Home at Bellasis Road ..	1,199	1,191	37
Kamar Khanum Maternity Home at Victoria Cross Road	1,083	925	50
Haji Sabu Sidik's Maternity Home at Imamwada Road. ..	546	734	19
Haji Mahomed Haji Sabu Sidik's Maternity Home at Worli	608	511	16
Sorabji Shapurji Engineer Maternity Home at Khetwady..	365	..	12
Total ..	3,801	3,361	134

The total number of women admitted to the five Municipal Maternity Homes during the year was thus 3,801 as against 3,361 in 1930. The number of cases confined in the Homes was 3,346 as against 3,017 in 1930. Of the women confined, 783 were *primiparæ*.

The following statement gives the number of confinement cases in each of the Municipal, Government and private institutions doing Maternity work during the last five years (1927-1931) :—

No.	Maternity Home.	1927.	1928.	1929.	1930.	1931.
1	Ahilyabai Free Maternity Home	47	34	38	37	39
2	Ajinkya Hospital	247	226	231	244	240
3	Anand Maternity Home	142	114	74	51	55
4	Bhatia Maternity Home	158	221	207	213	231
5	Cama & Albles Hospital	1,506	1,806	1,909	2,189	2,289
6	Dholkawala's Maternity Home	Opened on	5-7-1929.	139	296	351
7	Dr. C. M. Mehta's Hospital	101	184	290	334	461
8	Dr. D'Sa's Hospital	140	145	151	174	195
9	Dr. Karande's Maternity Home	Opened in	April 1929.	70	89	143
10	Dr. Kerawala's Hospital	268	282	298	293	269
11	Drs. Kaikini and Tilak Hospital	40	50	55	86	78
12	Dr. Pagnis Maternity Home	12	43	51
13	Dr. Parekh Hospital	163	173	337	281	318

No.	Maternity Home.	1927.	1928.	1929.	1930.	1931.
14	Dr. Purandare's Hospital	309	316	289	244	313
15	Eugenie Maternity Home (Dr. Sequeira's) ..	49	56	78	62	83
16	Gordhandas Ranohodas Bhagat, Kalbadevi Hindu Maternity Home	<i>Opened in July 1929.</i>		90	180	227
17	Haji Karim Mahomed Suleman Maternity Home	6	44	36	48	35
18	Haji Sabu Sidik Maternity Home, Bellasis Road.	777	944	1,004	1,078	1,071
19	Haji Sabu Sidik Maternity Home, Imamwada ..	612	647	592	680	500
20	Hospital for Women and Children, Tardeo ..	126	200	171	195	185
21	Jasmine Lodge Nursing Home	4	22	<i>Closed.</i>
22	Kamar Khanum Maternity Home	616	829	856	814	907
23	Kanohangauri Maternity Home	124	376	460	486	670
24	Laxmi Maternity Home	28	38
25	Masina Hospital	368	308	325	324	341
26	Motlabai & Petit Hospital	1,177	1,307	1,206	1,457	1,338
27	Municipal Maternity Home, Worli	<i>Opened 1st May 1928.</i>		177	299	445
28	Nowroji Wadia Maternity Hospital	2,335	3,051	3,371	4,110	4,467
29	Parsi General Hospital	47	74	91	102	101
30	Parsi Lying-in Hospital	478	404	363	356	337
31	Poly Clinic	26	40
32	Popular Maternity and Gynæco Hospital (Dr. Mrs. Seldanha Fernandez)	<i>Opened in July 1928.</i>		14	32	5
33	Rachael Maternity Home	79	73	95	71	19
34	Rukmani Hospital	231	255	218	217	244
35	Sakinabai Musabhoy Jafferbhoy Maternity Home	88	99	137	104	112
36	Shree Laxmi Maternity Home	<i>Opened on 1st March 1930</i>		..	12	18
37	Sir Harkisondas Narottamdas Hospital	99	202	257
38	St. George's Hospital	219	234	214	242	293
39	Surgical Nursing Home	19	10	8	4	5
40	Swastic Maternity Home	<i>Opened in 1929</i>		17	3	5
41	Victor Maternity Home	20	13	<i>Closed.</i>
42	Vidya Maternity Home (Amalgamated to Poly Clinic)	36	56	5
43	Wadi Bunder Port Trust Maternity Home ..	<i>Opened on 16th Nov. 1928.</i>		10	240	300
44	Yamunabai Nair Hospital	21	49	83	75	108
45	Sorabji Shapurji Engineer Municipal Free Maternity Home, Khetwady	343
46	Infant Welfare Society Maternity Home ..	<i>Opened on 26th Mar. 1931.</i>		309
47	Pushpawati Maternity Home	2
48	Sevasadan Maternity Home	27
49	Bai Chanabai Piraj & Keshavji Damji, Esq., Maternity Home	33
50	N. B. Kotak Maternity Home	4
	Total ..	10,488	12,712	14,225	16,291	18,237

It is interesting to note that out of 29,368 births (including still-births) registered in the City in 1931, 18,237 or 62.09 per cent. took place in Maternity Homes.

Maternal Mortality.—The following table gives the classification of causes of death in Puerperal State in 1931 as required under Corporation Resolution No. 10544 of 30th March 1931 :—

No.	Specific Causes of Death.	No. of Deaths.
Diseases of the Puerperal State		
1	Ante-partum Hæmorrhage	6
2	Post-Partum Hæmorrhage	15
3	Toxæmias (Eclampsia, Hyperemesis Gravidarum Acute Yellow Atrophy Albuminuria)	39
4	Puerperal Sepsis (Sapræmia, Septicæmia, Phlegmasia Alba Dolens Coli Infection etc.)	93
5	Embolism	2
6	Shock during or immediately after delivery	11
7	Anæmia of Pregnancy	17
8	Malaria	1
9	Influenza, Pneumonia	} Complications of Pregnancy.
10	T. B.	
11	Heart Disease	
12	Operative Interference	1
13	Rupture of Uterus	1
14	Breast Diseases
15	Puerperal Insanity	2
16	Other Causes	4
Total ..		198

Infant Welfare Society.—This Society has been doing good work. At the end of the year there were 7 centres, two Maternity Homes and one Creche at DeLisle Road. Each centre is in charge of a Lady Doctor, (full time), graduate of the Bombay University, under whom there is a Supervisor and a Health Visitor; the former is a fully qualified, diplomaed nurse and the latter is a qualified Maternity Nurse.

The Supervisor looks to the distribution of milk and assists the Lady Doctor at the Clinics and in advising mothers on infant management. The Health Visitor visits her district and persuades the expectant mothers to take advantage of the Maternity Home in the City and to bring their babies to I. W. Centre for milk and treatment.

The Society provides through its Centres and Homes (i) advice and instruction to mothers as to infant management; (ii) medical aid to infants; (iii) free distribution of milk to the poor; and (iv) confinement at the Maternity Homes.

During the year, 13,080 seers of milk were given free ; 11,124 seers of milk were sold at 1 anna a seer, 53,194 seers of milk were sold at 2 annas a seer ; 13,903 seers of milk were sold at 3 annas a seer and 1,695 seers of milk were sold at 4 annas a seer.

The number of new admissions at the 7 centres	5,887
The number of attendance for milk, medicine treatment etc.	4,27,294
The number of confinements conducted by the Infant Welfare Society's	
Nurses in patients' own Homes	812
Deliveries at the I. W. S. Maternity Homes	840
Cases sent to Hospitals	2,271
Highest daily attendance at the Creche	65

METEOROLOGY OF 1931.

Table No. 23 appended to the Report gives the meteorological *data* of 1931.

Rainfall.—The total rainfall recorded at the Colaba Government Observatory during 1931 was 97.94 against 89.98 in 1930 and 59.76 in 1929 and was 27.40 inches above the normal (70.54). Rain fell on 111 days during the year against 93 days in 1930 and 114 days in 1929.

The maximum monthly rainfall was 46.94 inches in July against 43.77 inches in September 1930.

EPIDEMIO AND OTHER DISEASES.

EPIDEMIC AND OTHER DISEASES.

Notification of Infectious Diseases.—The cases of infectious diseases registered during the year numbered 2,396. Under Section 421 of the Municipal Act, 239 were notified by Medical Practitioners as against 668 in 1930. No cases were notified by Hakims and Vaidyas who are not required by law to notify. 2,157 cases or 90 per cent of the total number were reported by the District Registrars.

Since fees are not paid to the Municipal Registrars for the cases they report and since such cases are not certified on the official form of certificate, they are not included in the number of cases notified under Section 421 of the Act.

The diseases to which the notification received related are set out by Sections in Table No. 4 (Appendix).

Year.	Number of Notifications received from			Reported by Municipal Registrars.	Percentage of total Notifications to the total number of Cases Registered.
	Medical Practitioners.	Hakims and Vaidyas.	Total.		
1927	608	3	611	3,330	15·5
1928	506	6	512	3,026	14·1
1929	608	..	608	3,400	15·2
1930	668	..	668	4,045	14·2
1931	239	..	239	2,157	9·9

Plague.—The number of Plague attacks during the year was 29 as against 31 in 1930 ; 1 in January, 1 in February, 3 in March, 12 in April, 8 in May, 1 in June, 2 in October and 1 in November. The disease caused 24 deaths as against 29 in 1930 and did not assume epidemic proportion at any time during the year. The number of deaths from Plague namely 24 registered in 1931 was the lowest on record since 1896 when the disease first appeared in the City.

The mortality among reported cases was 82 per cent as against 94 in the previous year. The death-rate from Plague works out to 0.02.

The distribution of deaths among different castes during the year is shown in Table No. 14 and the death-rate in Table No. 15 (Appendix).

Plague Measures.—The usual preventive and precautionary measures namely (i) Inoculations, (ii) Rat Destruction, (iii) Evacuation and (iv) Disinfection were continued during the year.

(i) Inoculation :—

During the year 427 inoculations against Plague were performed at the Haffkine Institute.

(ii) Rat Destruction :—

The total number of rats collected and destroyed during the year was 6,25,999 against 5,99,292 in 1930. It will be seen from the following statement that of the 6,25,999

rats collected and sent to the Parel Laboratory, 2,90,478 were examined and 745 were found infected, giving a ratio of 0.25 infected rats per 100 rats examined as compared with a ratio of 0.25 in 1930 :—

STATEMENT SHOWING THE NUMBER OF RATS SENT TO THE PAREL LABORATORY, THE NUMBER EXAMINED AND THE NUMBER FOUND INFECTED IN 1931.

Months.	Number of Rats sent to the Parel Laboratory.	Number of Rats Examined. Total.	Number of Rats found Infected.	Ratio per cent.
January	50,597	27,581	43	0.16
February	48,548	26,386	39	0.15
March	49,515	23,750	77	0.32
April	49,476	22,120	135	0.61
May	47,340	20,672	109	0.53
June	47,714	21,322	41	0.19
July	51,622	26,468	51	0.19
August	52,767	23,614	54	0.23
September	52,260	21,746	44	0.20
October	59,162	27,536	44	0.16
November	56,998	22,051	46	0.21
December	60,000	27,232	62	0.23
Total	6,25,999	2,90,478	745	0.25

The percentage of infected rats rose from 0.16 in January to 0.61 in April and thereafter gradually declined.

(iii) Evacuation :—

For the reception of contacts from infected dwellings, semi-permanent Health Camps at Koli Lane (Colaba), Suklaji Street (Tardeo), Chinchpooogli (at the junction of DeLisle Road and Arthur Road) were maintained.

(iv) Disinfection :—

For the destruction of fleas, all rooms in which cases of plague either in rats or in man had occurred were disinfected with Pesterine. Infected bedding is disinfected by steam.

Small-pox.—Small-pox was prevalent in a mild form in the City throughout the year. It caused 31 deaths as against 1,677 in 1930 and 749 the average for the decennium 1921-1930. This was the lowest number of deaths from small-pox registered for any year since 1886. The number of attacks from small-pox registered during the year was 59 (including 10 imported cases) against 2,669 in 1930. They were 5 each in January and February, 12 in March, 8 in April, 12 in May, 3 in June, 7 in July, 1 in August, 3 in September, 1 in November and 2 in December.

The death-rate from small-pox during the year was 0.0 as against 1.3 in 1930 and 0.6 the average during the ten years 1921-1930.

The number of deaths from small-pox by months is shown in Table No. 12 and by Sections in Table No. 10 (Appendix).

Vaccination.—There are 21 Vaccination Stations in the City of which three are open on every morning between 8-0 and 10-30 a.m. When small-pox is prevalent in the City in an epidemic form, the station at Princess Street is open during afternoon hours on working days, and the one at Central Vaccination Depot, Suparibag Road, Poibavdi, Parel, is open on working days between 7-30 a.m. and 5-30 p.m. and on Sundays and Holidays between 7-30 and 10-30 a.m.

The number of primary vaccinations during the year was 19,952 as against 24,710 in 1930 and that of re-vaccinations was 7,709 as against 99,808 in the foregoing year.

The proportion of primary vaccinations (14,908) in children under 1 year of age to the total number of births (27,204) registered during the year was 54 per cent.

Two infants under one year of age died of small-pox during the year, both were not vaccinated.

Cholera.—During the year 150 attacks (including 22 imported cases) and 80 deaths from Cholera were registered as against 65 attacks and 40 deaths in 1930.

Of the 150 attacks, 21 were registered in January, 2 in April, 31 in July, 65 in August, 15 in September, 7 in October, 8 in November and 1 in December.

Influenza.—Influenza was recorded as the cause of 130 deaths during the year as against 75 in 1930 and 276 the average for the preceding decennium (1921-1930).

Enteric Fever and Diphtheria.—The following table shows the number of cases of Enteric Fever and Diphtheria registered in each month during the year. The number of deaths from the two causes are shown in Table No. 10 by Sections and in Table No. 12 (Appendix) by months :—

Disease.	Jan.	Feb.	Mar.	April.	May.	June.	July.	Aug.	Sept.	Oct.	Nov.	Dec.	Total.
Enteric Fever ..	15	6	14	16	23	26	15	28	23	32	19	20	237
Diphtheria ..	8	9	3	11	..	2	2	4	3	9	8	7	66

Tuberculosis.—The number of deaths from Tuberculosis was 1,566 and the death-rate 1.3 per 1,000 of the population. Of these 1,372 were due to Phthisis (Pulmonary Tuberculosis) and 194 to other Tuberculous Diseases. The annual death-rates in previous years from Tuberculosis have been as follows :—

Period.	Annual Death-rate from Tuberculosis.		
	Pulmonary.	Other Forms.	All Forms.
1921-1930	1.1	0.1	1.2
1926-1930	1.0	0.2	1.2
1930	1.0	0.1	1.1
1931	1.2	0.1	1.3

Of the deaths under Tuberculosis, 837 were among males and 729 among females. The disease caused a greater number of deaths among persons in the age-group of 20 to 40 years than in any other age period, *vide* Table No. 17 (Appendix).

The Anti-Tuberculosis Measures.

There are two dispensaries for out-patients suffering from Tuberculosis one at the Sanitary Institute, Princess Street, and the other at Foras Road. The "Turner Sanatorium" contains 32 beds for in-patients at Bhoiwada Hill, Parel.

Each dispensary is in charge of a Medical Officer and nurses are employed for visiting the patients who attend, reporting on their home conditions and seeing that they follow in their homes the advice which they receive.

In the year 1931, 1,503 new cases were admitted of which 1,196 were definitely labelled as "Tuberculosis." The tuberculous cases were classified under two main groups (A) Pulmonary and (B) Non-Pulmonary. Their distribution is as follows :—

Pulmonary Tuberculosis	1,002	83.7	per cent.
Non-Pulmonary Tuberculosis	194	16.3	"

The 1,196 Tuberculosis cases, analysed according to caste and sex show the following distribution :—

Caste.	Male.	Female.
Hindu	228	205
Mahomedan	185	335
Parsee	14	17
Christian	112	73
Jew	15	12
Total	554	642

The figures for the two main communities (Hindus and Mahomedans) expressed in percentage make an interesting reading :—

	Male.	Female.
Hindu	55.2	38.0
Mahomedan	44.8	62.0

It appears from the above figures that the Hindu males are physically inferior to, or in other words, have lower powers of resistance than the Mahomedan males. Whereas the Mahomedan women are more readily susceptible than the Hindu women. Further taking the Mahomedan community alone, it appears that the women are much more susceptible than men. The natural inference is that the Zenana system amongst the poorer Mahomedan classes, on account of its insanitary accompaniments (*i.e.*, want of fresh air and sunshine) undermines their constitution to such an extent that they become more readily susceptible than their own sex in the Hindu community and their opposite sex in their own community. Of all the tuberculous cases among the females treated in 1931, the Mahomedan top the list with 52.18 per cent.

The distribution according to age is as follows :—

Up to age of ..	10	15	20	25	30	35	40	45	50 & upwards.
1,196 T. B. Cases	97	122	241	263	189	114	76	38	56

The highest incidence of the disease appears between the ages of 10 and 35 (nearly 85.7 per cent). After the age of 40, the disease shows a definite decline.

The dispensaries serve the following important purposes :—

(1) **Diagnosis Centre.**—The diagnosis is made on Clinical and Bacteriological findings. Doubtful cases are kept under observation for a certain period before being discharged as non-tuberculous. 654 Sputa were examined for Tuberculosis during the year 1931.

(2) **Propaganda Centre.**—1927 domiciliary visits were paid in 1931. Printed leaflets in English and Vernaculars were distributed by the nurses during their visits. The patients and their relations received instructions on general sanitation and diet. The contacts were brought to the dispensary for examination. Their names were entered on special card known as "Contact Card." 624 contacts were examined at the dispensaries.

(3) **Sorting Centre.**—After proper diagnosis, the cases were sent to appropriate institutions. Early cases were admitted to the Turner Sanatorium. Cases requiring hospital treatment were advised to go to the K. E. M. Hospital. Advanced cases were removed to the Maratha Hospital.

(4) **Information Bureau.**—Inquiries from the Bombay public as well as from outside places, on matters relating to tuberculosis in general and tuberculous patients in particular received prompt attention from the Information Bureau.

(5) **Treatment Centre.**—Patients who were unable to take institutional treatment as in-patients, patients kept under "Observation" and good many of the chronic cases discharged from institutions, received treatment at the dispensary. The treatment mainly consisted of antiseptic and symptomatic mixtures; ointment for innunction into the chest (*i.e.*, Ung. Saponis

of the Budapest Anti-tuberculosis Clinic) and injections of Sodium Morrhuate (3 per cent.); Collosal antimony; Collosal Calcium; Biocholine; (A.F.D.) and Tuberculine B. E. (of St. Mary's Hospital, London). The last named injection was reserved for surgical cases alone (*i.e.*, T. B. Glands and Bones). Gold injections were not given at the dispensary, for fear of reactions. They were given to suitable cases at the Sanatorium.

Turner Sanatorium.

Out of the 32 beds provided at the Turner Sanatorium, 18 are reserved for *male* cases and 14 for *female* cases. Remaining at the end of 1930, there were 29 patients. 173 new cases were admitted in 1931. This brings the total number of patients treated in 1931 to 202 (29 *plus* 173). Out of 202 cases, 175 were discharged; therefore 27 cases remained at the end of the year.

The 175 discharged cases were classified as follows:—

1st Stage (Congestion)	49
2nd Stage (Consolidation)	101
3rd Stage (Cavitation)	25
				Total .. 175

The result of treatment is as follows:—

Improved	122
Not improved	53
					Total .. 175

The above figures indicate that the treatment at the Sanatorium produced improvement in 69.7 per cent. of cases discharged during the year.

The diagnosis of cases was based on clinical, bacteriological and radiographic findings.

The average duration for each patient was just over 3 months, except in cases showing progressive improvement where a longer stay was justifiable.

On admission, the patient was kept strictly in bed, until the evening Pyrexia became normal, or as in some cases never more than 99° F. He was then gradually made to sit up. Further movements, progressively leading to graduated exercises, were regulated in accordance with the pulse, temperature and weight of the patient. Favourable cases were put on graduated exercises. They usually commenced with 50 to 100 yards "Level" and gradually worked up to 600 yards, or in some cases even up to 1,000 yards "Graduated" twice a day. The increase or decrease in the amount of exercise was controlled by the reactions produced.

Sirolin (Roche), Syrup Creosal (A. F. D.) and Glykeron were given for the relief of cough. They all proved useful. Antiseptic mixtures like "Mist Garlic" and Symptomatic mixtures were also prescribed. Inunction of soft soap into the chest was tried and it certainly relieved the "chest pains" in many cases. The diet supplied to the patients was extremely wholesome and nutritious.

The following is a list of various *injections* tried during the year:—

- (1) Collosol Antimony : $\frac{1}{2}$ cc. intravenously.
- (2) Sodium Morrhuate (3 per cent solution) $\frac{1}{2}$ to 2 cc. subcutaneously.

- (3) Collosal Calcium : $\frac{1}{2}$ to 1 cc. intramuscularly.
- (4) Amino Biase (A. F. D.) : a course of 20 injections, subcutaneously.
- (5) Biacholine (A. F. D.) : whole Ampoule subcutaneously.
- (6) Sod. Caccodylate : $\frac{3}{4}$ grs. subcutaneously.
- (7) Gold injections : Solgonal B. (Schering) intramuscular.

Encouraging results were obtained from intravenous injections of Antimony and intramuscular injections of Gold (Solgonal B). Calcium was beneficial in hæmopytsis cases.

Advanced cases in Tuberculosis are admitted into the Maratha Hospital where provision of 80 beds is made for this purpose.

Artificial Pneumothorax was tried in certain cases with encouraging results. Lillingston and Pearson's Apparatus was used for this purpose.

Malaria.

Malaria was registered as the cause of 131 deaths. 1,398 deaths were registered as due to Ague and Remittent Fevers. Under the last two heads a number of deaths are no doubt included which were due not to Malaria but to one or other of the various diseases, such as Typhoid, Tuberculosis and Influenza in which fever may be a prominent symptom.

Average number of deaths—The numbers of deaths from Malaria and from Ague and Remittent Fevers in 1931 were 131 and 1,398 and the annual averages in the ten years 1921 to 1930 as shown in Table No. 11 were 421 and 2,279 respectively.

Out of the total number of deaths due to Malaria—

48 were certified by Medical Practitioners,

44 were certified by Hospitals,

3 road-side cases were certified by the police and 36 were verified by the staff after making inquiries from the relatives.

Malaria in Military Hospitals.—The following table shows the number of cases admitted and the number of deaths in the different Military Hospitals in the City during the last five years :—

	1927.	1928.	1929.	1930.	1931.
Attacks	182	187	245	131	101
Deaths	3	..

Anti-Malarial Measures.—Measures for gauging the incidence of Malaria were continued during the year.

The inspection of houses and the destruction of larvæ were carried on, on a systematic plan. The sections of the wards have been sub-divided and each overseer is given an area which he could cover within a week. The breeding places detected were immediately dealt with. Minor structural and other defects likely to result in the breeding of mosquitoes were remedied by the staff and action was taken against owners only when the works required were extensive and costly.

The following table shows the work of inspection done by the staff during the year :—

Ward.	No. of houses		No. of containers holding water.	
	Inspected.	Breeding.	Inspected.	Breeding.
A	83,008	1,127	2,81,144	1,366
B	2,54,264	398	2,89,794	529
C	2,06,352	332	2,50,901	469
D	1,78,079	6,676	4,22,613	8,578
E	2,91,190	6,142	4,23,389	9,980
F	67,973	1,929	1,29,496	2,546
G	57,179	2,754	1,76,033	4,379
Total ..	11,38,045	19,358	19,73,370	27,847

NOTE.—In the above table, the breeding recorded includes the breeding of *Stegomyia*, *Culex* and *Anopheles*.

Statement showing month by month the total No. of wells, cisterns, etc., which were found breeding *Anopheles* mosquitoes during the year 1931.

Breeding noticed in	January.	February.	March.	April.	May.	June.	July.	August.	September.	October.	November.	December.	Total.
Open wells ..	14	8	12	22	31	32	16	27	48	36	66	37	349
Cisterns ..	9	4	8	7	4	5	1	3	5	7	3	4	60
Fountains, masonry tanks, masonry kundies, ghanies, mill tanks ..	14	12	10	22	20	25	21	22	23	27	23	10	229
Tubs ..	1	1	..	6	2	6	6	3	5	4	6	..	40
Gully traps and storm water entrances ..	1	3	5	1	4	7	2	1	3	1	28
Tins	1	4	2	5	8	10	5	2	..	46
Pools, low-lands, cellars, etc. ..	39	11	28	36	27	34	105	118	94	78	52	36	658

Statement showing by wards the total number of wells, cisterns, etc., which were found breeding *Anopheles* mosquitoes during the year 1931.

Breeding noticed in	Wards.							Total.
	A	B	C	D	E	F	G	
Open wells ..	6	..	27	10	8	106	192	349
Cisterns ..	10	3	5	11	21	1	9	60
Fountains, masonry tanks, masonry kundies, ghanies, mill tanks ..	14	..	10	42	115	13	35	229
Tubs ..	5	1	2	6	7	3	16	40
Gully traps and storm water entrances ..	3	2	..	6	12	5	..	28
Tins ..	7	..	8	3	24	..	4	46
Pools, low-lands, cellars, etc. ..	40	20	6	85	157	120	230	658

Spleen Rate.—Children of the poorer classes were examined for enlargement of the spleen in dwelling houses and in Charitable Institutions. Out of 3,992 children examined 313 were found to have enlarged spleen. The spleen rate for the whole City was 7.8 per cent. Details by Sections are given in the table below :—

Ward.	Sections.	No. of children examined.	No. of children found with enlarged spleen.	Percentage
A	Upper Colaba	87	0	0
	Middle & Lower Colaba)			
	Fort Northern			
B	Esplanade	451	9	2
	Mandvi	321	9	2.8
	Dongri	366	22	6
C	Market	37	2	5.4
	Dhobi Talao	50	7	14
	Fanaswadi	79	2	2.5
D	Kumbharwada	7	0	0
	Khetwadi	100	4	4
	Girgaum	115	4	3.5
E	Chowpati	220	7	3.2
	Walkeshwar	50	2	4
	Mahalaxmi	100	22	22
F	Mazagon	34	0	0
	Parel	488	29	5.9
	Sion	278	22	7.9
G	Sewri	74	5	6.8
	Mahim	49	0	0
	Worli	687	147	21.4
Total		3,992	313	7.8

The spleen rates in certain localities where Major Covell had found them particularly high in 1928 are now generally falling. The results obtained in the year 1931 are shown in the table below :—

Locality.	No. of children examined		Percentage with palpable spleen	
	Year 1928	Year 1931	Year 1928	Year 1931
(1) Kochin Street Halalkhore chawl ..	72	93	21	11.7
(2) Valpakhadi Municipal chawls ..	100	115	41	7.8
(3) Jethabhai Kalyanji chawls ..	100	256	31	2.73

Results of Spleen Census of Municipal School children.

		Ward				
(1)	Municipal School Colaba	A	200	87	11	Nil.
(2)	Marathi Boys' School, Kumta Street ..	A	126	131	11.1	3.8
(3)	Ramabai Girls' School ..	A	40	71	12.5	Nil.
(4)	Market Road Municipal School	A	114	114	11.4	1
(5)	Lord Haris School	A	179	221	8.4	0.45
(6)	Nootan Marathi Boys' School, Dongri ..	B	182	144	21.4	6.3
(7)	Chinch Bunder Marathi School	B	78	164	16.6	2.4
(8)	Jairajbhai Pirbhoy Girls' School, Dongri ..	B	55	38	5.3	Nil.
(9)	Municipal School, Jijibhoy Lane, Parel	F	116	96	15.5	9.4

The Medical Inspectors appointed by the Schools Committee carried out spleen examination among the children attending the Municipal Schools. The results are shown in the following table :—

Ward	Sections	No. of pupils examined	No. of pupils found with enlarged spleen	Percentage
A	Colaba	38	2	5.3
B	Dongri	322	17	5.3
	Umerkhadi	300	20	6.7
C	Fanaswadi	191	1	.5
	Bhuleshwar	93	5	5.4
	Kumbharwada	163	4	2.5
D	Khetwadi	188	8	4.3
	Girgaum	1,701	49	2.9
E	Tarwadi	889	47	5.3
F	Parel	2,475	161	6.5
	Sewri	800	20	2.5
	Sion	1,261	27	2.1
G	Mahim	3,152	78	2.5
	Worli	210	40	19
	Total	11,783	479	4.1

A cosmopolitan School conducted by a Parsee Head Master in Esplanade Section engaged its own medical man to examine the students attending the school. The results of the spleen examinations furnished by the Head Master are shown in the following table :—

Castes.	Number of students examined.	Number having enlarged spleen.	Percentage.
Parsis	1,075	7	.7
Hindus	767	5	.7
Mahomedans	467	1	.2
	2,309	13	.6

Parasite Rate.—The following table shows the parasite rate in sections where random blood samples were taken by the Malaria Inspectors :—

Ward.	Sections.	No. of slides examined.	No. in which parasites were found.	Percentage.
A	Middle & Lower Colaba ..	87	<i>Nil.</i>	<i>Nil.</i>
	Fort Northern	6	1	16.7
	Esplanade	34	<i>Nil.</i>	<i>Nil.</i>
B	Dongri	2	2	100
	Parel	35	3	8.6
F	Sewri	15	<i>Nil.</i>	<i>Nil.</i>
	Sion	49	3	6.1
		228	9	3.9

Blood Slides.—In addition to the random sampling, the District Registrars who were requested to take blood specimens of patients attending the Municipal Dispensaries for fevers sent 2,215 slides out of which 599 were found positive. The following table shows the number of slides sent by each dispensary and number found positive during the year 1931.

Dispensaries.	Number of Slides.		
	Examined.	Found Positive.	Percentage.
1. No. 1 District Dispensary	110	13	11.8
2. Colaba Dispensary	44	10	22.7
3. No. 3 District Dispensary	9	1	11.1
4. " 4 " "	40	5	12.5
5. " 5 " "	2	1	50.0
6. " 6 " "	21	3	14.3
7. " 7 " "	354	89	25.1
8. " 8 " "	141	20	14.1
9. Bai Gowrabai Dispensary	11	5	45.5
10. Bai Gulbai Choksey	42	13	31.0
11. De Lisle Road	398	124	31.2
12. Parbhadevi	135	36	26.7
13. Worli Dispensary	886	272	30.7
14. Helpless Beggars' Home	18	7	38.9
15. No. 10 District Dispensary	4	<i>Nil</i>	<i>Nil</i>
	2,215	599	27.0

Municipal Dispensaries.—The number of cases of Malaria treated month by month at the Municipal Dispensaries during 1931 was :—

Jan.	Feb.	Mar.	Apr.	May	June	July	Aug.	Sept.	Oct.	Nov.	Dec.	Total.
167	105	129	211	165	182	228	393	518	700	537	287	3,622

Incidence on Troops.—From the statistics received from the British Military Hospital, Colaba, it is noted that the ratio of admission per 1,000 of strength for Malaria amongst

the British troops in 1931 was 25. The following table compares this ratio with that of the previous years :—

Ratio of admissions per 1,000 of strength for Malaria amongst British troops in Bombay.

Before the commencement of reclamation Anti-malarial operations.		After the commencement of reclamation Anti-malarial operations.	
<i>Year.</i>	<i>Ratio.</i>	<i>Year.</i>	<i>Ratio.</i>
1921	972	1923	153
1922	387	1924	238
		1925	165
		1926	180
		1927	150
		1928	129
		1929	200
		1930	75.24
		1931	25

Deaths in Institutions.—The following table shows the number of cases of Malaria and of deaths in different Institutions in the City during the year 1931 :—

<i>Names of the Institutions.</i>	<i>Admissions.</i>	<i>Deaths.</i>
Colaba British Station Hospital.. .. .	35	..
Marine Lines Indian Station Hospital	66	..
St. George's Hospital	448	2
Goculdas Tejpal Hospital	1,616	1
Cama & Albles Hospital	50	3
Sir J. J. Hospital	3,667	5
Sir D. M. Petit & Motlibai Hospital	550	1
Northcote Police Hospital	2,535	..
G. I. P. Railway Infirmary	420	..
Dr. Masina's Hospital	58	..
Adam's Wylie Hospital	228	..
Bomanji Dinshaw Parsi General Hospital	93	1
Yamunabai Nair Hospital	89	..
Rukhmini Lying-in Hospital	7	..
Arthur Road Hospital	26	..
Maratha Hospital	91	..
King Edward Memorial Hospital	703	15
Popular Surgical Hospital	4	..
Nowroji Wadia Maternity Hospital	170	3
Bai Jerbai Wadia Hospital for Children	55	1
Dr. Purandhare's Hospital	10	..
The Jamsetji Nasserwanji Petit Parsi Orphanage	238	..
B. B. & C. I. Railway Dispensary	495	..
Mutual Helping Charitable Dispensary	301	..
Petit Charitable Dispensary	1,795	..
Lady Racheal Jacob Dispensary	7,370	..
	21,120	32

Wells.—The following table shows the number of wells by Wards and Sections filled in, protected and examined for larvæ during the year 1931 :—

Ward.	Sections.	Total in the locality.	Dealt with.			Wells examined.			Examination for larvæ.	
			Filled in.	Covered.		Total.	Larvæ found.	Larvæ not found.	Total.	Posi- tive.
				Comple- tely.	With trap door.					
A	Upper Colaba ..	4	4	..	4	54	..
	Middle & Lower Colaba ..	30	30	..	30	449	..
	Fort, Southern ..	19	1	2	..	19	..	19	803	..
	Fort, Northern ..	308	6	10	..	308	3	305	5,589	..
	Esplanade..	51	51	1	50	701	9
B	Mandvi ..	54	..	3	..	54	2	52	835	2
	Chuckla ..	34	3	1	..	34	2	32	572	2
	Umarghadi ..	21	1	1	..	21	1	20	624	1
	Dongri ..	4	4	..	4	52	..
C	Market ..	184	2	1	..	184	14	170	1,304	10
	Dhobi Talao ..	292	7	2	..	292	55	237	1,916	34
	Fanaswadi ..	191	3	1	..	191	42	149	1,226	17
	Bhuleshwar ..	116	116	7	109	741	3
	Khara Talao ..	1	1	1	..	1	6	..
	Kumbharwada ..	19	2	19	5	14	121	2
D	Khetwadi..	145	3	5	..	145	11	134	3,725	67
	Girgaum ..	214	10	10	..	214	5	209	3,564	23
	Chowpati ..	64	3	1	..	64	2	62	1,699	16
	Walkeshwar ..	89	..	2	..	89	1	88	3,120	2
	Mahalakshmi ..	92	1	92	6	86	2,639	48
	Mazagon ..	60	60	7	53	2,625	22
E	Tarwadi ..	57	57	5	52	2,457	12
	Second Nagpada ..	1	1	..	1	46	..
	Kamathipura ..	4	4	..	4	182	..
	Tardeo ..	23	23	4	19	932	5
	Byculla ..	24	24	1	23	1,084	4
	First Nagpada ..	2	2	..	2	96	..
F	Parel ..	67	..	1	..	67	14	44	1,440	168
	Sewri ..	30	..	1	..	30	15	15	1,299	180
	Sion ..	95	1	1	..	95	36	59	4,396	432
G	Mahim ..	315	8	9	1	315	157	158	5,448	352
	Worli ..	201	4	1	5	201	89	112	5,196	237
	Total ..	2,811	56	52	6	2,811	485	2,317	54,941	1,648

NOTE.—The failure to recover larvæ in a ring net from a well must not be taken as evidence that larvæ were not present.

Table showing by wards the number and condition of wells on 1st January 1932:—

Ward.	Sections.	Total No. of wells.	No. of wells open or partially open.			No. of wells H. C. C. with or without pump.		
			Total No.	Open.	T. D.	Total No.	H. C. C.	H. C. C. with pump.
A	Upper Colaba	4	2	1	1	2	2	..
	Middle & Lower Colaba	30	3	2	1	27	25	2
	Fort, Southern	18	1	1	..	17	15	2
	Fort, Northern	302	31	23	8	271	256	15
	Esplanade	51	5	5	..	46	39	7
B	Mandvi	54	13	11	2	41	33	8
	Chuckla	31	10	8	2	21	20	1
	Umakhadi	20	10	1	9	10	8	2
	Dongri	4	4	4	..
C	Market	182	85	11	74	97	62	35
	Daobi Talao	285	144	20	124	141	117	24
	Fanaswadi	188	93	23	70	95	71	24
	Bhuleshwar	116	67	19	48	49	40	9
	Khara Talao
	Kumbharwada	17	7	2	5	10	7	3
D	Khetwadi	142	66	10	56	76	68	8
	Girgaum	204	27	12	15	177	163	14
	Chowpati	61	24	..	24	37	30	7
	Walkeshwar	89	51	17	34	38	26	12
	Mahalakshmi	91	50	20	30	41	28	13
E	Mazagon	60	16	7	9	44	34	10
	Tarwari	57	22	4	18	35	32	3
	Second Nagpada	1	1	1	..
	Kamathipura	4	2	..	2	2	2	..
	Tardeo	23	10	2	8	13	8	5
	Byculla	24	2	..	2	22	22	..
	First Nagpada	2	1	..	1	1	1	..
F	Parel	67	38	14	24	29	26	3
	Sewri	30	23	22	1	7	6	1
	Sion	94	73	53	20	21	15	6
G	Mahim	397	265	252	13	42	26	16
	Worli	197	174	134	40	23	18	5
Total		2,755	1,315	674	641	1,440	1,205	235

The total number of wells in the City was 2,811 including the number of wells newly discovered, i.e., 12—during the year.

The Committee appointed by the Corporation Resolution No. 3771 of 26th July 1929 to consider the question of determining the exact number and situation of wells in each ward which should be kept open in accordance with the policy outlined by the Commissioner of closing the wells as an anti-malarial measure, met eight times during the year and wells as mentioned below were seen by them.

14 wells in Khetwadi Section, 9 wells in Chowpati Section, 25 wells in Walkeshwar Section and 6 wells in Mahalakshmi Section.

Cisterns.—Defective non-mosquito proof manhole covers were in response to letters or notices replaced by the new hinged cast iron standard caps in 908 cases during the year. The total number of cisterns in the City is 35,841.

Tanks.—(1) Mill Tanks. There are 88 mills in the City with 116 mill tanks or ponds. One of these has since been filled in. These are always found to constitute a danger to public health by reason of the frequency, with which they breed mosquitoes. According to the scheme of oiling these tanks, devised by the Malaria Advisory Committee, 12 mills have had participated in the Scheme. The mill tanks were regularly examined and treated with larvicides when necessary. 19 tanks were found breeding at sometimes or other during the year.

The following table shows the number of mill tanks found breeding in each month in the year 1931.

Jan.	Feb.	March	April	May	June	July	Aug.	Sept.	Oct.	Nov.	Dec.
3	6	6	7	4	4	4	3	2	3	5	5

Overhead cisterns in Mills.—The overhead cisterns or sprinkler tanks were regularly examined and treated with larvicides when breeding was noticed in them. Action was running to get these tanks covered with mosquito proof covers. 181 tanks have been covered with mosquito proof covers out of 212 tanks in the mills.

(2). **Naigaum Tank.**—The tank is being filled in with road scraping.

2 Temple tanks at Gamdevi (Chowpati Section) have been stocked with larvicidal fish.

Quarry holes, etc.—A large number of low-lying plots of land and quarry holes mostly in F and G Wards were found breeding and had to be constantly treated with larvicides. A special staff engaged and water from some of these low-lands was pumped out and the lands rendered dry. The quarry hole at premises No. 26, Parel Tank Road is under systematic treatment as in the case of mill tanks.

Cellars in Ballard Estate.—Plot No. 31, Sudama House. The cellar was found breeding 31 times up to 30th June 1931. It was subsequently purchased by Government. The plot was under systematic treatment as in the case of mill tanks. It has been made partially water tight and the Government are attending to breeding and treating when necessary.

" **Storm-Water Entrances.**—Systematic inspection of storm-water entrances was carried out throughout the year.

Quinine and Cinchona.—74 lbs. and 13½ ozs. of quinine and 73 lbs. and 12 ozs. of Chinchona Febrifuge were supplied to patients and others free of charge through the 13 Municipal Dispensaries, Maternity Homes and Infectious Diseases Hospitals. 3 lbs. and 5 ozs. of quinine and 15 lbs. and 15 ozs. of Cinchona were distributed in the form of tablets numbering 36,935 in all. The remainder was issued in the form of powder.

Prosecutions.—The following table shows the number of prosecutions instituted during the year 1931 with their results :—

Number of prosecutions	591
Requirements completed before service of summonses ..	163
Requirements completed after the service of summonses ..	267
Penalties inflicted	14
Cases dismissed	39
Cases pending	108
	591

SUMMARY OF WORK DONE IN 1931.

No. of wells filled in	56
" " " hermetically covered	52
" " " covered with trap doors	6
" " inspections of buildings	11,38,045
" " notices issued for wells, cisterns, etc.	3,680
" " cisterns made mosquito proof	2,473
" " cisterns provided with standard covers	1,246
" " children examined for enlargement of spleen	3,992
" " Blood slides (random sampling) examined	228
" " Blood slides of dispensary patients	2,215
" " pools treated with pesterine or kerosene oil emulsion	10,545
" " odd receptacles removed	82,142
" " low-lying areas filled in	23
" " large tanks filled in	1
" " Correspondence papers (new cases dealt with)	3,829

Note on the work done by the Malaria Department in connection with the important breeding places of mosquitoes after the publication of Major Covell's Report.

Wells.—At the time of the Malarial re-survey of the City by Major Covell, *i.e.*, in April 1928, there existed 2,429 open or partially open wells. Out of these, 60 wells were filled in and 31 wells were covered hermetically from April 1928 to the end of September 1928. Major Covell presented his report in the last week of September. From 1st October 1928 to 31st December 1931, 293 wells were filled in and 848 wells were sealed. According to these figures there should have been 1,197 wells to be dealt with but since 1st April 1928, 118 wells were newly discovered and therefore there exist 1,315 wells either open or with trap doors inclusive of the number of temple wells and others allowed to be retained and kept open.

463. Wells in the City have been allowed to be kept open for use. These are stocked with larvæ eating fish from time to time. Besides these, of the wells referred to the decision of the Wells Committee of the Corporation, 36 wells are also similarly stocked with larvæ eating fish during the year.

For the closure of all wells there was a good deal of opposition from some section of the public on religious grounds. To meet this opposition, the Municipal Commissioner recommended that wells in all religious places such as Hindu temples, Mosques, and Parsi Agiaries and fire temples, will be kept open. In addition to this he also agreed to keep certain private wells open where no other well within 500 yards was available for people who need well water for religious purposes. This policy has been adopted by the Corporation and a Sub-Committee was appointed on 26th July 1929 to recommend the number of wells to be closed and kept open in each ward. The Committee has so far finished its work in A, B and D Wards.

Domestic Cisterns.—Domestic cisterns are being examined every week, fortnight or month, according to their condition and prompt action taken to remedy the defects noticed. No new cisterns are permitted unless they are made to comply with the requirements of the Malaria Department.

Numbering cisterns.—All cisterns have been systematically numbered. This has facilitated the inspections and submission of reports regarding the condition of cisterns and checking of the overseer's work by the supervising staff.

Easy and safe access.—Prior to 4th August 1930 action for provision of access to cisterns was being taken by the Water Department but since that date this work was transferred to the Malaria Branch. Preliminary letters are addressed to the owners requesting them to provide easy, safe and permanent means of access preferably in the shape of fixed iron ladders. Up to 31st December 1931 fixed iron ladders have been provided in 1,340 cases on such requests. During the same period 570 statutory notices had to be issued for the same requisition out of which 400 had been complied with.

No new cistern is allowed to be connected with water supply unless it is provided with a fixed iron ladder for its inspection.

Bolts in place of locks.—It is interesting to note that of the total *Anopheles* breeding in 1930, the breeding in domestic cisterns was 4 per cent and in 1931 it was 2.54 per cent. Most of the cisterns have now been put into perfectly mosquito proof condition. When breeding is detected in the cisterns it has been invariably noticed that it is not due to any structural defects in the cistern but due to the manhole covers being unnecessarily tampered with and left open. Until recently the manhole covers were required to be kept under lock. Experience has shown that these locks have been of very cheap and inferior quality and could be easily pulled off. In order to stop such interference with manhole covers, the provision of an iron bolt with nut in the hasp and staple is insisted upon as it is found that this cannot be easily opened.

Overhead sprinkler tanks in mills.—On 1st January 1929 there were 212 overhead tanks or "Sprinkler cisterns." Out of which 11 tanks only had iron or concrete covers. Since then 170 tanks were provided with mosquito proof covers. 26 tanks though not covered with iron or concrete covers have been provided with an arrangement affording protection against the breeding of mosquitoes, such as provision of outlets at the bottom to drain off rain water, passing of hot water or steam regularly, etc. The number of tanks, which remains to be dealt with is thus 5 *i.e.* 2 per cent of the tanks existing.

Although the weekly inspection of these tanks forms part of the routine work of the Malaria staff special crusades are arranged from time to time. As a result of these crusades by the Malaria Inspectors most of the overhead tanks have been reported to be in mosquito proof condition.

Overhead tanks in places other than mills.—There are 78 such tanks. Out of which 44 have been covered with mosquito-proof covers, and 19 have yet to be made mosquito proof. 9 tanks are either treated with larvicides or hot water or steam. In cases of 6 tanks, no action is necessary as these are attached to refrigerators.

Out of the 19 tanks which have not yet been rendered mosquito-proof, 11 belong to the G. I. P. Railway, 4 to the B. B. & C. I. Railway and 2 to Bombay Port Trust. Action for covering these could not be made effective, as in the case of the mill overhead tanks, as upto now it was held that these public bodies are not amenable to the control of the Corporation in regard to Malaria prevention but the legal opinion recently obtained is not in favour of this notion. However a Test Case is yet to be made.

Certain special breeding places, vide page 55 water-closet flush cisterns.—They are examined regularly along with water storage tanks and such of them as are found not in working order are treated with a larvicide. Action is also taken to put them in working order. The Malaria staff is required to pay particular attention to water closets in unoccupied premises.

Since 1st January 1931 a new regulation has been brought into force requiring owners to instal mosquito-proof flushing tanks for new water-closets. Such tanks are now available and are being provided for all new buildings.

Mill ponds.—There are 115 mill tanks in the City. As all the mills are working, steam or hot water is passed regularly into the mill ponds in use. They are therefore free from the breeding of mosquitoes at present. 12 out of the tanks not in use have been found breeding mosquitoes frequently and are under the scheme of oiling. This is more a mosquito control problem than Malaria as mosquitoes other than *Anopheles Stephensi* have been found invariably breeding in these tanks.

Fountains, garden tanks and tubs.—The garden tanks and fountains which have not been drained are required to be filled in. Those that have got outlets or properly connected to the Municipal drain have been allowed to remain on the understanding that they will be kept dry for 24 hours once a week preferably on the day the premises are visited by the Section-Overseer. The Section-Overseer inspects the tanks and fountains on these days and satisfies himself that they are attended to.

No big tubs are allowed in the garden. Small tubs having proper outlets are required to be kept dry for 24 hours every week.

Cellars.—Some cellars in the unfinished buildings in the Ballard Estate have been filled in and rendered water-tight except the one at plot No. 31 (Sudama House). It was under systematic treatment as in the case of mill tanks upto 30th June 1931. It has been made partially water-tight. The Government has taken possession of this building and they are attending to breeding and treatment when necessary. Out of the 11 cellars now existing in this area, 9 have been made water-tight.

Water used in building construction.—A register of the buildings under construction has been maintained and the contractors or owners in charge of the works are promptly advised to treat the water standing on the concrete and elsewhere regularly with Saponified Cresol in the proportion of 1 to 2,000. Water receptacles used for soaking bricks are also required to be kept upside down daily after use or in the alternative to be kept treated with Saponified Cresol.

Similarly contractors engaged on Municipal road construction work are required to keep the storage of water as well as the water pounded on cement concrete blocks treated regularly with Saponified Cresol.

Malabar Hill Reservoir.—All the doors of the Reservoir have been rendered mosquito-proof.

The grass Farm between Elphinstone Road and Dadar.—This grass farm is treated every week with Paris Green irrespective of the presence of larvæ.

The storm-water drain north of Bellasis Road.—The cross drain is inspected every week. Any obstruction noticed is removed immediately.

Victoria Gardens.—There were 67 masonry tanks in the Victoria Gardens. 23 masonry tanks have since been demolished. The other tanks are required for gardening purposes and are under close observation.

Water pools in which birds are kept are a constant source of mosquito breeding in this garden. The variety of the mosquitoes breeding in these pools is mostly *Anopheles Rossi* and sometimes *Culex*. The pools are regularly sprayed with Paris Green every week. Paris Green has not so far been noticed to have any poisonous effects on the birds.

Open drains in connection with Railways.—There is a masonry open drain by the side of the G. I. P. Railway line extending from Victoria Terminus northwards. Part of this drain near Masjid Bunder has been covered but the work is not done satisfactorily. The matter is under correspondence with the Railway Company.

VENEREAL DISEASES.

League for Combating Venereal Diseases.—Early in the year 1918, a League for Combating Venereal Diseases was established in Bombay under voluntary management with an Information Bureau and a Clinic at No. 66, Lamington Road. The League carried on propaganda and treatment work till it was taken over by the Bombay Municipality in April 1925. At the Information Bureau, information and advice regarding venereal diseases are given to the public and educative literature in English and the Vernaculars is distributed. Out-door anti-venereal propaganda work is also carried on. The Clinic is fully equipped with all the modern appliances and instruments for the diagnosis and treatment of Venereal Diseases. The Staff of the Clinic consists of a Medical Officer-in-Charge, a Lady Physician, a Nurse, one Laboratory Assistant and two Clinical Assistants.

Report of the Medical Officer.—The following is an abstract of the work carried out during the year.

Post-Graduate Course.—A post-graduate course for the training of qualified medical practitioners in venereal diseases is held three times a year. It is conducted by the Medical Officer in charge, at the Clinic, where provision is made for Laboratory instruction and ample facilities are available for clinical work. During the year 1931 the Post-Graduate Course was not held. The total number of post-graduate students who have received instruction from 1921 is 72.

Registration and Racial Distribution of Patients.—During the year ending 31st December 1931, the number of patients registered in the Clinic, was 4,210 (3,281 males and 929 females). The racial distribution of these cases was as follows :—

	Males.	Females.
Hindus	1,415	439
Mussalmans	1,530	379
Parsees	84	11
Jews	30	15
Europeans	6	3
Anglo-Indians	18	3
Indian Christians	196	79
Japanese, Chinese & other castes	2	..
Total ..	3,281	929

Attendances.—The daily average of new patients reporting and the average daily attendance is as follows :—

New Patients	Males .. 11.4	} Total .. 14.6	} Total daily attendance 134.
			Females .. 3.2		
Old Patients	Males .. 86	} Total .. 119.4	
			Females .. 33.4		

Distribution of New Cases.—Out of the 4,210 cases registered during the year 1931, 424 ceased attending before the diagnosis was completed and 604 (432 males and 172 females) were diagnosed as non-venereal. The remaining 3,182 with the addition of 243 cases carried over from last year give a total of 3,425 (2,730 males and 695 females) venereal cases who attended for diagnosis or treatment and are classified as follows:—

	Males.	Females.	Total.
Syphilis	535	318	853
Gonorrhœa	1,466	315	1,781
Non-Syphilitic Chancres	729	62	791
Total ..	2,730	695	3,425

Treatment.—A combination of Arsenical compounds and Bismuth have shortened and made more effective the periods of courses for Syphilis. In the case of Gonorrhœa besides daily irrigations, Vaccine and Instrumentation, electrical treatment (diathermy, etc.), has given satisfactory results. During the year under report 1,340 injections of Arsenical Compounds, 1,440 of Bismuth and 1,900 Vaccines were given besides a number of other injections of a subsidiary nature.

Laboratory Work.—The dispensary has a fairly well-equipped Laboratory where the following examinations were carried out during the year:—

Wassermann Reactions	1,374
Kahn Tests	672
Dark Ground Searches for T. P.	805
Microscopic Stained Slides	1,978
Urine Analysis	1,700
Cultures	57

Stock Gonococcal vaccines made out of a number of strains collected in the Dispensary and autogenous vaccines of secondary organisms are prepared in the laboratory for treatment of patients.

RESULT OF TREATMENT.

	Syphilis.			Acute Gonorrhœa.			Chronic Gonorrhœa.			Non-Syphilitic Sores.		
	Males.	Females.	Total.	Males.	Females.	Total.	Males.	Females.	Total.	Males.	Females.	Total.
Cured	7	3	10	95	27	122	53	17	70	192	12	204
Discharged or left fit and well	208	93	301
Left Improved	6	19	25	273	29	302	199	41	240	153	9	162
Sent to Hospitals	25	19	44	54	12	66	37	10	47	81	10	91
Under treatment	89	47	136	80	25	105	84	11	95	44	8	52
Left to continue treatment.	41	31	72	85	34	119	55	19	74	56	11	67
Discontinued treatment	78	65	143	190	24	215	98	34	130	157	7	164
Attended for Diagnosis	81	41	122	92	20	112	73	11	84	46	5	51
Total ..	535	318	853	869	172	1,041	597	143	740	729	62	791
										Total	..	3,425

NOTE.—The results indicated in the above table are interpreted as follows:—Patients described as “cured” of syphilis underwent a full course of treatment according to the standards adopted by modern Syphilologists. Their blood was repeatedly tested for a period of two years and a final Wassermann test was done on their Cerebro-spinal fluid before they were discharged. The rest who did not or could not go through this long treatment and the exacting test, were discharged “fit and well”. These patients attended on an average for two months and went out disinfected and fit for work.

“Cure” of gonorrhœa was verified by means of special tests of curability.

Patients who left “improved” are mostly gonorrhœa cases. Among these about 25 per cent. were drawing near a cure.

Complicated cases needing rest in bed, surgical or gynæcological interference were “sent to hospitals.”

On account of distance, office hours or resentment of publicity some patients “left to continue treatment” elsewhere and in many instances were given a note to their medical advisers with details of the case when necessary. A small percentage of these cases may have left improved without attending for a note to be made on their condition.

Many of the patients who “discontinued treatment” probably did so far for the same motives as explained in connection with those who left to “continue treatment.” But they have been numbered under this heading as they assigned no reason for leaving.

Patients who “attended for diagnosis only” were mostly cases that were referred to us for diagnosis by medical practitioners and medical institutions.

Follow up work.—The Nurse paid 278 domiciliary visits during the year. In her daily rounds she distributes, educative leaflets and induces patients to come to the Dispensary for treatment. Follow up work is also done by her which includes talks to the families of infected men wherever possible with a view to submitting them for examination.

DISINFECTION, &c.

The following table shows the number of cases of infectious diseases removed to Hospitals of houses vacated and disinfected and of articles disinfected by steam:—

INFECTIOUS DISEASES—CAUSE AND NATURE OF ACTION TAKEN IN 1931.

On account of	Cases.	Cases removed to Hospitals.	Houses vacated.	Rooms disinfected.	Articles sterilized.
Plague	29	4	..	181	77
Small-pox	59	9	..	55	48
Measles	3	..	50	16
Chicken-pox	12	..	86	169
Typhoid Fever	237	266	172
Malarial Fever	1	..	2	..
Relapsing Fever
Influenza	57	42	..
Cholera	150	35	..	172	469
Erysipelas	12	12
Leprosy	5	1	..	9	..
Tuberculosis of Lungs	1,722	9	..	742	236
Dead Rats	15	6
Other causes	4	..	414	*1,950
Total	78	..	2,046	3,155

* Including 866 articles from the Children's Aid Home, Umerkhadly.

Quantities and Cost of Disinfectants used.—The following statement shows (a) the quantities in which each kind of disinfectant was used during the year ending 31st December 1931 and their cost, (b) quantities used for disinfecting dwelling houses, rooms and other places such as house gullies, drains, privies, etc., and (c) the total cost of the disinfectants used for each purpose :—

Name of Disinfectants.	(a)		(b)		(c)	
	Quantities of Disinfectants used.	Cost.	Quantities of Disinfectants used.		Total cost of disinfectants used.	
			(i)	(ii)	(i)	(ii)
			For disinfecting dwelling houses and rooms.	For disinfecting other places such as house gullies, drains, privies, etc.	For disinfecting dwelling houses and rooms.	For disinfecting other places such as house gullies, drains, privies, etc.
	Rs.			Rs.	Rs.	
Posterine Gallons.	4,503	300	349	4,154	23	277
Sal Hycol Do.	1,412	1,593	434	978	605	988
Lzal Powder Bags	380	2,660	43	337	301	2,359
Sulphur Lbs.	746	54	511	235	37	17
Total	4,607	966	3,641

MEDICAL RELIEF.

Municipal Dispensaries.—The thirteen Municipal Dispensaries were open throughout the year to administer, as in the past, free medical relief to the sick poor of the City.

The number of new cases treated at the Dispensaries during the year was 87,814 (59,161 males and 28,653 females) as against 83,162 in 1930. The total attendances numbered 2,38,932 as against 2,21,045 in 1930. These figures include 636 visits by the Dispensary Medical Officers to patients in their homes.

The diseases treated at the dispensaries during each month of the year are shown in Table No. 5 (Appendix).

In addition to the above dispensary work, women and children are treated by two temporary Lady Doctors at six Municipal dispensaries in the City between 12 noon and 2 p.m. twice a week and by the Lady Doctors in charge of the five Maternity Homes at the five Anti-Natal and Post-Natal Clinics attached to the respective Homes between 1 and 3 p.m. twice a week.

The number of new cases thus treated was 8,310 (7,083 women and 1,227 children) as against 10,655 in 1930. The total number of attendances at these dispensaries was 24,947.

The free dispensary for the treatment of eye diseases opened and maintained in the Sanitary Institute, Princess Street, under Corporation Resolution No. 12677 of 5th February 1920, was removed in June 1924 to the Bai Lingubai Building in Kamathipura and named "Rajanna Jalooji Charitable Eye Dispensary." It was attended throughout the year by Dr. D. D. Sathaye. The dispensary is fully equipped and is open every day from 8-30 a.m. to 9-30 a.m. except on Sundays. The total number of new cases treated in 1931 at this dispensary was 1,530 as against 1,500 in 1930.

I have the pleasure in bringing to the notice of the Municipal Commissioner and the Corporation the valuable services rendered by Dr. D. D. Sathaye.

PUBLIC HEALTH ADMINISTRATION.

For administrative purposes, the City has been divided into seven wards A to G, under Assistant Health Officers who are responsible for the sanitary work in the wards. A and B Wards, C & D Wards and F & G Wards from August 1929 constitute three combined charges each under one Assistant Health Officer. There are thus four Assistant Health Officers respectively in charge of the four main divisions of the City. The Assistant Health Officers are under the direct control of the Executive Health Officer and the Assistant Health Officer, Special Grade, in charge of A & B Wards, assists him in Office work in addition to his own.

The Island has been further sub-divided into 39 sections in charge of Inspectors styled Medical Assistants and each Inspector in the District to which he is appointed is required to undertake the work incidental to Registration and Sanitation as well. As a necessary corollary all the newly appointed Inspectors are required to be qualified Medical Practitioners and to pass the Sanitary Inspectors' Examination.

The 39 sections have been arranged in groups to form 10 Registration and Sanitary Districts, the work in each of the 10 Districts being supervised by a Senior and Junior Medical Inspector. There are thus 10 Senior and 7 Junior Medical Inspectors who are required to be Medical Graduates and to work under the orders of the Assistant Health Officers of the Wards in which their respective Districts are situated. An exception in the rule as to the possession of a medical qualification is made in favour of the old grade Sanitary and Assistant Sanitary Inspectors.

In addition to the 39 Medical Assistants in charge of sections, there are 13 Medical Assistants in charge of the 13 Municipal Dispensaries. Their duty is to provide free medical relief to the sick poor of the City. Each of the ten Registration Offices has one trained nurse who is also a qualified midwife. Her duty is to advise mothers of the poorer classes in the care of their children and to attend women of the poorer classes in their confinement.

For the prevention of adulteration, 5 Sub-Inspectors are employed to take samples of milk offered for sale and to submit them for examination to the Municipal Analyst. Sampling of milk and foodstuff is also carried out by the 17 Senior and Junior Medical Inspectors.

The Malaria Branch was re-opened on 8th January 1923 and anti-malarial measures during the year were carried out by a staff consisting of 8 Medical Inspectors, 80 Sub-Inspectors, 7 Muccadams, 198 coolies, 1 carpenter and 1 mason under the direct control of an Assistant Health Officer.

There are two Municipal Hospitals for infectious diseases under the Health Department. One for Tuberculosis and road-side patients at Connaught Road and the other for the treatment of patients suffering from all other infectious diseases at the Arthur Road. They are under the Medical Superintendent with a staff of four Medical Assistants, two Matrons, one Sister, ten Nurses and three Probationer Nurses.

The analysis of samples of food and samples of the Municipal water supply is carried out by the Municipal Analyst in a laboratory attached to the Health Department.

The Veterinary staff includes 1 Senior Inspector, 1 Assistant Senior Inspector and 3 Inspectors who are all qualified Veterinary Surgeons and inspect the milch-cattle stables in the City and the Municipal bullocks and are in charge of the Municipal Bullock Hospital and of the Segregation sheds at Tardeo Flats. In addition to this staff, there are 11 Veterinary Overseers who are responsible under the Conservancy Supervisors for the health of the bullocks in the eleven Health Department Stables.

The Vaccination staff includes besides the Superintendent, 1 Head Vaccinator and 9 other Vaccinators.

Conservancy.—The Conservancy staff comprises :—

1	Head Supervisor.
3	Supervisors.
10	Assistant Supervisors.
7	Senior Overseers.
47	Overseers.
19	Depot Attendants.
1,215	Halalkhores.
3,740	Scavengers.
675	Cart drivers.

The average strength of bullocks provided for the scavenging and cesspool carts was 674 pairs. The Municipal bullock stables in the City number eleven.

The number of carts of cutchra, drain silt and other refuse emptied at the Mahalakshmi Railway Sidings and other Depots in the City during the year was 7,72,663 against 8,15,809 in 1930 ; of these 6,47,350 were departmental and 1,25,313 private.

During the year 54,757 night-soil and cesspool cart-loads and 16,18,731 night-soil baskets were emptied at the several night-soil depots in the City as compared with 63,935 night-soil and cess pool cart loads and 24,46,139 night-soil baskets in 1930. As compared with the preceding year, there was a decrease of 9,178 night soil and cesspool cart-loads and 8,27,408 baskets. During the year 7,294 water-closets were substituted for basket privies as against 7,718 in the foregoing year.

Since the year under report, the Conservancy Branch of this Department has taken up the work of cleaning the septic tanks attached to private properties in the unsewered area of the City. This work is done free for the owners of the properties. There are in the City 168 septic tanks of which 38 are in F Ward and 118 in G. Ward.

Stray and Ownerless Dogs.—In the year under report, 9,465 stray dogs were caught, out of this number 9,364 ownerless dogs were destroyed by carbonic acid gas at the Lethal Chamber provided for the purpose at Mahalakshmi and 101 were returned to their respective owners.

Milk Supply.—The inquiries made and the reports submitted by the Dairy Superintendent in 1923 show that the quantity of milk available per head of the population was 3.1 ounces, an amount which must be regarded as insufficient for the consumers of whom a majority are vegetarians.

In the non-vegetarian diet of a healthy adult efficient substitutes for milk can no doubt be provided, but for children upto the age of 12 and 14 years and for vegetarians milk may be regarded as essential.

During the year, 1,709 hawkers importing milk by train were inspected. 450 were found to have no license and 391 were carrying milk in open cans without covers.

Skimmed milk is imported into the City from Anand and other places of Guajrat. Of the milk received, a very small quantity goes to the Sugar refineries ; the rest is used in Eating Houses or sold in milk shops. On account of the length of the journey, this milk must necessarily be preserved with "boracic acid" or "formaline." Amongst the various measures tried for the purpose of stopping importation of this milk, has been the cancellation of the license of milk dealers who import milk from Gujarat. During the last quarter of the year, attempts have been made to examine the milk on receipt at Railway Stations and to destroy forthwith the contents of the milk cans found to contain "formaline" or "boracic acid". Assistant Health Officers were supplied with the equipments necessary for testing the milk. Raids were then organised at all the stations in Bombay at which the train bringing milk stopped and at other places in the City at which the trade in this milk is generally carried on and also at different tea shops and Eating Houses. These raids and other measures taken have resulted in the reduction of the quantity of milk imported.

Prosecutions were instituted in 762 cases of hawkers found selling milk in the streets without a license. Details with regard to the adulteration of milk and the number of prosecutions for the sale of adulterated milk, will be found in the report of the Municipal Analyst.

The total number of prosecutions for the sale of milk by unlicensed persons and for breaches of the license regulations was 1,404.

The scheme for the abolition of stables in the City and their transfer to the rural areas outside Bombay has unfortunately not yet made much progress.

Unwholesome Food.—The following list shows the articles of unsound food seized and destroyed under Sections 415 and 416 of the Municipal Act :—

Fruits (Fresh)	No.	3,020	Sterilized Milk	Tins	125
Do.	Cases	32	Biscuits	Lbs.	245
Tins of Preserved fruits	Tins	3,150	Chocolate	"	36
Potatoes	Lbs.	330	Cheese	"	1,405
Onions	"	40	Patent foods	Tins	133
Vegetables	"	10	Ham	Lbs.	302
Indian Sweetmeats	"	16	Fish tinned	Tins	325
Cocoa	"	8	Flesh tinned	"	251
Butter	Tin	1	Bacon	"	143

Statutory Notices.—The following list indicates the number of Notices served by the Inspectors and the number of Prosecutions undertaken for various offences under the Municipal Act during the year.

NOTICES UNDER THE MUNICIPAL ACT IN 1931.

	No. of Notices issued under various Sections of the Municipal Act.
Total number of Notices issued	10,347
Number complied with	6,712
Number not complied	2,181
Number pending, the time allowed not having expired	1,118
Number cancelled	336
No. of Notices in 1930	10,124

POLICE COURT PROSECUTIONS IN 1931.

	MUNICIPAL ACT.			Prevention of Adulteration Act, 1925.
	Section 412A for Adulteration and other offences under Milk Licenses.	Other Sections.	Total.	
Number of Summonses issued by the Presidency Magistrate at the instance of the Health Department	2,746	6,987	9,733	364
Number of cases in which convictions were obtained	841	1,059	1,900	134
Number of cases in which the parties were warned and discharged	351	1,148	1,499	8
Number of cases dismissed	8	8	4
Number of cases withdrawn, the offences having ceased	301	2,606	2,907	72
Number of cases pending at the close of the year	1,253	2,166	3,419	146

Side by side with the Sanitary work much propaganda work is done by the Medical Staff of the Department by means of distribution of leaflets and posters on all Infectious diseases and Seasonal Sickness also. The approximate cost of printing leaflets and posters is Rs. 500 per year.

SANITARY STATE OF THE CITY.

The principal causes of the insanitary conditions which maintain the death-rate at a high level even in non-epidemic periods are the insufficiency of the sewers, the continuance of the basket privy system of conservancy, the density of houses and persons per acre and the overcrowding of persons in rooms and tenements.

Water Supply.—With the completion of the Tansa pipe line, the City as a whole is now provided with an adequate supply of water from Tansa Lake. The whole supply has been chlorinated throughout the year. No provision of any kind is made for filtration.

Drainage.—Reference was made in detail in the Report for 1920 to the gravity of the insanitary conditions which result from the inadequacy of the present sewer system and the .. . of the old insanitary basket privies. The scheme for remodelling and enlarging

the whole system is still under consideration and no progress has been made except in the construction of new sewers to be used when the location of the outfall has been decided upon. In the meantime, the situation has been much aggravated by the increased water supply and the erection of new buildings.

Basket Privies.—A scheme of the first importance for the conversion of basket privies into water-closets was set in motion early in 1928 and has met with signal success. When the owner has been served with a Notice calling for the conversion of the privies on his premises he receives from the Corporation a subvention of Rs. 75 subsequently reduced to Rs. 50 for every seat converted, provided the work is completed within three months of the date on which the Notice was served. If, however, the work is not completed within the time laid down, no subvention is paid and if there is further delay, the conversion is carried out by the Municipality at the owner's expense.

During the year 7,294 privy seats were converted. The number of seats remaining to be converted in the sewered areas of the City is in the neighbourhood of 13,000.

The subvention of Rs. 50 per seat also ceased from 1st December 1931.

HOUSING.

Insanitary Dwellings.—The routine inspection of dwellings and premises presenting or likely to present sanitary defects has been systematised under a scheme whereby each one of the 39 Medical Assistants and 17 Medical Inspectors is required to devote not less than one afternoon a week to the inspection of the houses in streets or areas definitely allotted for the purpose by the Assistant Health Officers. The scheme aims at the inspection of not less than 5 houses per week by each member of the inspectorial staff, or 17,500 houses in all in the year. Were inspection the single object in view, these numbers could be doubled or trebled. Since however the primary inspections are only the first step in securing the remedy of the sanitary defects discovered, their number is strictly limited by the number of secondary visits which the enforcement of the requirements of the Department entails.

Six hundred and seventy-six insanitary dwellings were evacuated during the year, the great majority being insanitary kutcha huts.

Sanitary Inspection.—In Table 22 (Appendix) will be found a summary of the inspections (153,519) made by the Medical Inspectors and Medical Assistants during the year and of the sanitary works (8,790) carried in response to their orders.

Insanitary Areas.—The action taken by the City Improvement Trust in regard to insanitary areas represented by the Municipal Commissioner under Section 24 of the Bombay Improvement Trust Act, 1898, was described in some detail on pages 34 and 35 of the Annual Report of 1921.

Financial considerations and the difficulty experienced in preserving a balance between the number of insanitary dwellings demolished and the number of new tenements provided to take their place have led to the postponement of action in a number of the areas which have been represented.

The second obstacle has now been removed by the Development Directorate Scheme under which 207 new chawls for the working classes have been completed.

Provision of New Dwellings.—Since the year 1898, the City Improvement Trust has provided 48,987 new tenements as against 33,535 tenements demolished.

During the year 1930-1931, 423 new tenements were provided and 347 only were demolished, the net gain to the City being 76 new tenements.

PUBLIC HEALTH DEPARTMENT,
MUNICIPAL OFFICES,
BOMBAY, 18th March 1932.

J. S. NERURKER,
B.SC., L.M. & S., D.P.H.,
Executive Health Officer.

APPENDIX.

REPORT OF THE ARTHUR ROAD HOSPITAL FOR THE YEAR 1931.

I.—STAFF.

Permanent.—I was in continuous charge of the hospital throughout the year. The permanent staff of the hospital comprises the Medical Superintendent, two Medical Assistants, one Matron, one Sister, five Nurses and three Probationers. All the Infectious Diseases with the exception of Phthisis are now treated in this hospital.

II.—GENERAL STATISTICS.

Admission.

The total number of admissions during the year was 822 as compared with 1,870 in the year 1930.

The Death-rate.—The fatality rate for all the diseases was 12.7 per cent. as compared with 18 per cent. in the year 1930.

TABLE I.

The following table shows the admissions during the year:—

Month.	Small-pox.	Chicken-pox.	Measles.	Mumps.	Diphtheria.	Cholera.	Cerebro Spinal Fever.	Typhoid Fever.	Encephalitis Lethargica.	Erysipelas.	Scarlet Fever.	Influenza.	Whooping Cough.	Plague.	Other diseases.	Total.	Discharged.	Deaths.	Daily average No. of patients in the hospital.
January ..	1	18	4	..	8	16	..	1	..	1	2	1	..	1	9	62	53	9	23
February ..	4	33	10	1	4	..	1	2	..	2	10	67	60	7	27
March ..	5	60	5	2	2	4	1	1	1	3	9	93	85	8	28
April ..	2	42	10	4	6	..	1	2	..	1	2	6	32	108	96	12	33
May ..	10	9	15	6	1	1	..	2	2	5	16	67	57	10	24
June ..	2	2	7	6	1	..	1	1	1	1	1	21	44	42	2	21
July	4	6	2	17	1	1	..	2	22	55	46	9	18
August ..	2	2	1	5	4	45	2	1	6	1	..	22	91	75	16	24
September ..	2	1	1	1	1	13	1	..	1	18	39	36	3	17
October	1	2	8	4	5	2	1	..	2	1	..	39	65	57	8	15
November ..	1	..	7	15	4	8	2	4	..	2	..	1	32	76	62	14	23
December	3	5	3	2	1	2	..	3	36	55	48	7	18
Total ..	29	171	71	57	39	109	9	3	1	20	3	20	7	17	266	822	717	105	23

TABLE II.

	Small-pox.	Chicken-pox.	Measles.	Mumps.	Diphtheria.	Cholera.	Cerebro Spinal Fever.	Typhoid Fever.	Encephalitis Lethargica.	Erysipelas.	Scarlet Fever.	Influenza.	Whooping Cough.	Plague.	Other diseases.	Total
Patients remaining on 31st Dec. 1930 at 8 p. m. ..	1	3	3	..	3	1	2	13
Admitted from 1st January 1931 to 31st Dec. 1931..	29	171	71	57	39	109	9	3	1	20	3	20	7	17	266	822
Total treated ..	30	174	74	57	42	109	9	3	1	21	3	20	7	17	268	835
Discharged ..	24	171	70	56	27	78	..	2	1	16	3	16	7	2	241	715
Died ..	6	..	3	..	14	31	9	1	..	4	..	3	..	15	19	105
Mortality rate per cent. ..	20	..	4	..	33	28	100	33	..	19	33	15	..	88	7	12
Patients remaining on 31st December 1931	3	1	1	1	..	1	8	15
Maximum No. of beds on one day	Forty-four	on 15th	April

European and Anglo-Indian Patients.—The total number of admissions among European and Anglo-Indian patients was 12 with 5 deaths.

6 Cholera, 2 Measles and 4 other diseases.

Out of 6 Cholera cases 5 died. All other cases recovered.

Accommodation.—The hospital accommodation consists of :—

The Small-pox Unit—

Old Wards Nos. 1, 2, 3 with 19 beds each	57
Temporary Wards Nos. 4, 5, 6 with 25 beds each	75
European Wards Nos. 7 & 8 with 14 beds each	28

Total .. 160

The General Unit—

Wards Nos. 9, 10, 11, 12 with 14 beds each	56
Wards No. 12A with 36 beds	36

92

Thus the total accommodation is for 252 patients.

Cost.—The average weekly cost per patient compared with the previous three years is as follows :—

	1928.	1929.	1930.	1931.
	Rs. a. p.	Rs. a. p.	Rs. a. p.	Rs. a. p.
Diets	7 7 0	5 13 11	5 14 1	7 2 4
Medicines	3 12 8	2 1 10	1 11 1	3 8 7
Clothing.. .. .	1 9 8	1 10 0	1 5 1	1 15 0
Disinfectants	0 15 9	0 8 0	0 3 6	0 7 0
Stores	2 0 8	1 12 0	1 7 4	1 11 0
Total cost per week ..	15 13 9	11 13 9	10 9 7	14 11 11
Total No. of patients treated ..	894	1,406	1,927	835

III.—DISEASES.

(1) **Small-pox.**—This year only 29 Small-pox cases were admitted as compared with 1,295 cases in the year 1930.

TABLE III.

Clinical Classification of Small-pox.

Type.	Admissions.	Deaths.	Recovered.	Mortality rate per cent.
Hæmorrhagic	6	4	2	66
Confluent	5	2	3	40
Semi-confluent	4	..	4	Nil.
Discrete	14	..	14	Nil.
Total ..	29	6	23	20

The following table compares the vaccinal condition of patients and mortality at all ages admitted during the year :—

TABLE IV.

Age.	Vaccinated.		Unvaccinated.	
	Admissions.	Deaths.	Admissions.	Deaths.
0 to 1 year
1 " 2 "	1	1
2 " 3 "
3 " 4 "
4 " 5 "	1	..
5 " 6 "
6 " 7 "
7 " 8 "	2	1
8 " 9 "
9 " 10 "
10 " 11 "
11 " 12 "
12 " 13 "	1
13 " 14 "
14 " 15 "
15 " 16 "
16 " 17 "	1
17 " 18 "
18 " 19 "
19 " 20 "	2	1
20 " 30 "	10	1	2	1
30 " 40 "	1	..	1	1
40 " 50 "	5
50 " 60 "	2
60 and upwards
Total	22	2	7	4

The following table compares the vaccinal condition of patients and the mortality rate per cent. during the year as contrasted with 10 previous years :—

TABLE V.

Year.	Vaccinated.		Unvaccinated.	
	Admissions.	Mortality per cent.	Admissions.	Mortality per cent.
1921	299	12	243	41
1922	42	7	42	38
1923	250	9	304	32
1924	547	9	541	38
1925	176	8	276	36
1926	186	4	203	37
1927	354	3	372	39
1928	279	8	243	41
1929	569	5	484	41
1930	592	7	703	33
1931	22	9	7	57

Complications of Small-pox.

Conjunctivities	4
Broncho Pneumonia	1
Septicæmia	5
Boils	1
Oedema of Glottis	2

The Treatment of Small-pox.—The same routine treatment of Small-pox was carried as usual.

(2) **Cholera.**—Cholera was more or less Endemic in Bombay during several months.

There were 109 admissions from Cholera during the year as compared with 33 in the year 1930. The highest number of admissions were 45 in August.

Treatment of Cholera.—Rogers treatment with some modifications was carried out as usual.

The mortality rate was 28 per cent. but in reality it has only 14 per cent., as out of 33 deaths, 15 persons died within a few hours of admission without having a beneficial course of treatment into the hospital.

All the cases were examined bacteriologically and in 89 cases positive results were obtained.

(3) **Diphtheria.**—The admissions continue increasing year after year. There were 39 admissions during the year as compared with 30 in the year 1930. Out of 15 patients 8 died within twenty-four hours and 4 died within forty-eight hours after admission into the hospital.

It is a sad thing noticed that most of the cases are not diagnosed and detected in the earlier stage of the disease. Late cases succumb on account of the absorption of toxins and subsequent heart failure.

Out of 39 cases admitted there were :—

Faucial type	28
Laryngeal	11

The following table shows the complications in Diphtheria :—

Albuminuria	9
Heart complications	7
Broncho Pneumonia	2
Epistaxis	1
Adenitis	12
Paralysis of soft palate	3

All the cases were bacteriologically positive.

The following table compares the number of Diphtheria cases admitted and their mortality rate per cent. during the last 5 years.

Year.	Admissions.	Deaths.	Recovered.	Mortality rate per cent.
1927	2	..	2	..
1928	21	5	16	23
1929	28	9	19	22
1930	30	12	18	40
1931	39	15	24	38
Total ..	120	41	79	33

Treatment.—The same routine treatment with some modifications was carried out as follows :—

Prophylaxis.—All the contacts especially the children under 10 years were given 1,000 units of Diphtheria Anti-toxin and their throats swabs were examined bacteriologically for B. Diphtheria.

Curative-Specific.—On admission Concentrated Anti-Diphtheria Serum, 20,000 Units, manufactured by the Bengal Immunity Co. was injected intramuscularly once or twice during the 24 hours according to the severity of the case. Late cases coming on 3rd to 6th day were given even more and the doses repeated as required. It was found very effective and the membrane entirely cleared up and the severe local and constitutional symptoms abated soon after administering 40,000 to 60,000 Units of Anti-toxin and the results were very encouraging.

Local.—In all cases throat was swabbed with Sol. Hydrogen Peroxide every 4 hours and continuous medicated steam with Tr. Benzoin Co., Menthol and Oil Eucalyptus alternately with Oxygen Gas was found very effective particularly in laryngeal cases. All the cases were given by mouth Ephedrin Hydrochlor (Bengal Chemical Co.) from $\frac{1}{4}$ to 1 gr. every four hours according to the age of the patient and those with impending heart failure were injected with adrenalin with or without Caffien, Strychnin, Cardiazol. Oralin, a preparation of Insulin, to be given by mouth and Glucose were administered in some cases with satisfactory results.

In acute obstruction, intubation, or intralaryngeal catheterisation or tracheotomy was performed according to the urgency of the case.

Convalescence.—Absolute rest in bed for 6 weeks is given till the pulse is steady and regular and two negative swabs from throat are required before the patients are discharged from the hospital.

(4) **Plague.**—

Total treated.	Died.	Cured.
17	15	2

Out of the two recovered patients one was a convalescent Pneumonic Plague and the other bubonic type. In 15 cases Bubosmear was positive.

Treatment.—Anti-plague serum from Swiss Serum Institute Berne was tried this year in 5 bubonic cases but with disappointing results as in the case of other sera already tried before. A serum prepared from the calves at the Haffkine Institute which gets its plague cultures from our cases was tried in some cases of the bubonic and septicæmic cases in the Epidemics in the Northern and Southern India. We wanted to use it in our cases but it was not available.

Bacteriological and Pathological Examinations.—The following table shows the number of bacteriological examinations made for the Arthur Road and Maratha Hospitals.

TABLE VI.

	Examinations.	Nos.
I.	Blood films for parasites and count	27
II.	Blood cultures	17
III.	Material from small-pox pustules, ulcers abscesses and other complicating focii for microscopic and cultural investigations for pyococci	12
IV.	Sputum for organisms	16
V.	Material from buboes and ulcers for detection of Bacillus Pestis ..	19
VI.	Stools for the detection of Amœba, Cysts, Ova, Bacilli, Vibrios and cultural investigations with a view to arrive at diagnosis and detection of carriers	257
VII.	Blood for Widal Reaction	7
VIII.	„ „ Kahn Reaction	5
IX.	Urine for complete analysis	70
X.	Auto-vaccines	4
XI.	Cerebro-spinal fluid for physical, chemical and cultural examination ..	17
XII.	Urethral smears	3
XIII.	Throat swabs for cultural examination for B. Diphtheria and other organisms	107
	Total ..	571

The Light-foot Refrigerator Co. were kind enough to supply Oxygen Gas free of cost throughout the year. This continuous generous help is much appreciated.

The Indian Red Cross Society was kind enough to supply several articles as gifts for the hospitals which were acknowledged with thanks.

TABLE VII.

Showing the diseases and Number of Patients treated jointly at the Arthur Road Infectious Diseases Hospital and Maratha Hospital during the last twenty years, viz., 1912 to 1931.

Disease.	1912	1913	1914	1915	1916	1917	1918	1919	1920	1921	1922	1923	1924	1925	1926	1927	1928	1929	1930	1931
Small-pox	658	203	283	440	1,142	429	1,508	798	520	542	84	554	1,088	452	389	726	522	1,058	1,298	29
Chicken-pox	53	140	34	106	178	118	200	148	94	109	72	65	82	79	53	126	79	81	296	171
Measles	51	23	71	44	64	81	71	127	41	77	14	25	31	60	26	68	59	98	154	71
Cholera	475	52	137	16	122	42	507	1,103	153	14	10	185	30	2	..	88	17	15	33	109
Plague	238	392	440	135	411	476	335	189	123	339	234	343	120	56	25	61	129	22	21	17
Relapsing Fever	2	1	1	..	2	7	24	458	82	151	162	10	1	1
Mumps	12	20	6	22	162	171	236	46	91	64	2	11	39	26	18	31	49	48	18	57
Whooping Cough	9	2	9	15	21	2	2	2	2	7	..	3	3	7
Erysipelas	13	22	8	11	7	10	6	3	8	5	4	13	5	3	9	15	20
Typhoid Fever	3	4	1	2	1	4	1	4	3
Typhus Fever	1
Phthisis	34	329	414	532	496	747	869
Cerebro-spinal Fever	4	7	6	4	5	8	..	12	23	123	85	46	20	18	9	5	3	1	2	9
Scarlet Fever	1	1	1	10	8	3
Encephalitis Lethargica	3	1	1	2	2	1	1
Diphtheria	1	1	2	2	1	..	1	4	1	1	2	21	32	30	39
Chigger	14	334	1	1
Influenza	1,520	258	295	72	73	60	62	56	42	31	27	30	13	26
General Diseases	327	355	286	228	326	401	201	516	356	513	228	214	265	276	212	257	313	267	217	285
Total ..	1,845	1,221	1,282	1,037	2,755	1,747	4,631	3,663	1,789	2,037	964	1,513	1,749	1,067	1,118	1,821	1,761	2,174	2,860	1,716

ARTHUR ROAD HOSPITAL,
BOMBAY, 5th February 1932.

P. T. PATEL, M.D. (Lond.), M.R.C.P. (Lond.),
D.T.M. & H. (Camb.), F.C.P.S.,
Medical Superintendent, Arthur Road Hospital.

MARATHA HOSPITAL.**Annual Report for the year 1931.**

I was in-charge of this hospital throughout the year.

Since 1930 this Hospital is only used for the treatment of advanced cases of Tuberculosis and Road side cases.

The present staff of the hospital comprised of the Medical Superintendent, a Matron, two Resident Medical Assistants and six Nurses.

ACCOMMODATION.

The following table shows the total number of beds in the hospitals in normal times.

TABLE I.

No. of Wards.	Beds in each Ward.	Total beds.	REMARKS.
5	16	80	Counted on basis of 100 sq. ft. of floor space per bed.

Lately the maximum number had to be increased by putting extra beds in some of the wards owing to the rush of patients.

The total number of admissions during the year was 894.

The daily average of patients was 59.

The average weekly cost per patient compared with the last 3 years is as follows :—

TABLE II.

Cost.—The average weekly cost per patient compared with the previous three years is as follows :—

	1928.	1929.	1930.	1931.
	Rs. a. p.	Rs. a. p.	Rs. a. p.	Rs. a. p.
Diets	7 8 2	6 0 10	6 2 7	5 1 5
Medicines	2 7 1	1 14 0	0 15 5	0 12 7
Clothing	0 14 7	0 13 8	0 12 4	0 9 11
Disinfectants	0 8 2	0 7 1	0 6 2	0 5 3
Stores	0 14 7	0 12 0	0 12 2	0 9 4
Total Rs. ..	12 4 7	9 15 7	9 0 8	7 6 6
Total average No. of patients	908	835	1,012	931

II—GENERAL STATISTICS.

TABLE III.

Particulars.	Influenza.	Dysentery.	Tuberculosis.	Malaria.	Other diseases	Total.
Patients remained on 1st January 1931	37	37
" admitted	6	2	869	11	6	894
" total treated	6	2	906	11	6	931
" discharged	6	2	485	11	4	508
" died	340	1	341
Mortality per cent	37.56	20	35.89
Patients remained on the 1st January 1932	81	1	82

TABLE IV.

DISTRIBUTION OF ADMISSIONS THROUGHOUT THE YEAR.

Months.	Influenza.	Dysentery.	Tuberculosis.	Malaria.	Other Diseases.	Total.	Died.	Discharged.	Daily average.
January	2	1	66	1	..	70	29	32	43
February	45	1	..	46	21	28	39
March	75	..	2	77	24	40	41
April	87	..	2	89	32	49	57
May	70	1	1	72	34	40	63
June	70	1	..	71	31	46	59
July	2	..	64	66	21	37	60
August	71	1	..	72	29	44	60
September	2	..	90	92	28	57	63
October	67	1	..	68	31	37	67
November	1	96	1	..	98	32	56	74
December	68	4	1	73	29	40	77
Total	6	2	869	11	6	894	341	508	59

III—DISEASES.

Malaria.—11 cases of Malaria were admitted during the year which were discharged cured under our routine treatment of Cinchona Febrifuge by mouth and Sodium Cocodylate injection. On blood examinations 6 were found positive for Benign Tertian parasites but no malignant parasites were detected.

Tuberculosis.—869 cases of Tuberculosis of the lungs were admitted during the year of which 18 cases were discharged having been proved negative.

TABLE V.

Particulars.	Number.
Patients remained on the 1st January 1931.. ..	37
" admitted	869
" discharged cured	49
" relieved	162
" discharged at request or otherwise.. ..	355
" died	340
Mortality per cent.	37.56
Both lungs affected cases	747
One lung affected cases	91
Right " " "	33
Left " " "	58

X-Ray examination was carried out in 52 cases of pulmonary tuberculosis at the King Edward Memorial Hospital, Parel. Out of these nothing abnormal was detected in 6 cases.

Treatment.—Tuberculosis beds in this hospital are meant for advanced cases requiring isolation. So only general symptomatic treatment is possible. Complete rest, good nourishment and nursing is provided. However, some cases sent here are amenable to other ameliorating lines of treatment. The following methods were adopted during the year.

Gold.—0.1 per cent solution of Gold Chloride (Merks) was given intravenously, starting with 1 c.c. going upto 5 c.c. at intervals of 4 days or more according to reaction. In all 58 patients were given this line of treatment, out of which 12 died and 11 are still undergoing the same. Of the remaining, 24 who took 4 or more injections, showed good results and were discharged much relieved. Their temperature was controlled and cough was much diminished and in 7 of these, the sputum also had become negative. The remaining showed no improvement.

Gold and Antimony.—10 patients were put on the combined treatment with Antimony and Gold intravenously. A 1 per cent. solution of Sodium Antimony Tartrate and 1 per cent. solution of Gold Chloride were given together at intervals of 4 days, according to reaction. Of these 10, only 2 showed signs of improvement.

Urea Stibamin.—1 per cent. was given in 3 cases only, as the supply of the drug was limited. There was no change in the patient's condition detected.

Artificial Pneumothorax.—During the year 14 new cases were found fit for the treatment by inducing artificial pneumothorax. One case of the previous year continued taking refills this year. Out of the above 14, 5 have been allowed to go home and advised to continue taking refills which they regularly do. The remaining are still undergoing this treatment in the hospital. One died of shock and two were severe hæmoptyses cases requiring immediate collapse of the lung; the bleeding did not stop after collapse and they expired. All the others have progressed admirably. One remarkable case in whom Bilateral Pneumothorax was induced, has given the best results. He has improved all round and increased in weight by 15 lbs. within 3½ months.

IV. OUT-DOOR DISPENSARY.

This dispensary was started in this hospital in June 1931 and 353 persons have taken advantage of it, till the end of the year. The following are the details of different diseases treated :—

TABLE VI.

Diseases.	Number.
Influenza	19
Dysentery	16
Malarial fevers	91
Bronchitis	36
Pneumonia	1
Diseases of the teeth	8
Corneal Ulcer	1
Ringworm	9
Scabies	11
All other diseases and injuries	161
Total ..	353

The Indian Red Cross Society was kind enough to supply several articles as gifts for the hospitals which were acknowledged with thanks.

The Light-foot Refrigeration Co. were also kind enough to supply Oxygen Gas free of charge throughout the year. This continued generous help is much appreciated.

P. T. PATEL,

M.D. (Lond.), M.R.C.P. (Lond.),

D.T.M.&H. (Cantab.),

Medical Superintendent, Maratha Hospital.

**REPORT OF WORK DONE IN THE MUNICIPAL LABORATORY
DURING THE YEAR ENDING 31st DECEMBER 1931.**

The total number of samples examined during the year was 8,247, as compared with 8,575 in 1930. Of the above, 7,157 samples were examined chemically and 1,090 bacteriologically. In 1930 the total number of chemical samples was 7,558 and of bacteriological 1,017. Besides the above, 2,354 slides from the Municipal Dispensaries, etc., were examined for Malaria parasites.

Chemical.

Out of 7,157 samples examined chemically, the following were Food-stuffs :—

	Statutory Municipal	Private.	Total
Milk	5,348	57	5,405
Ghee	563	146	709
Butter	157	12	169
Vegetable products	114	..	114
Tea & Tea dust	20	..	20
Coffee	9	..	9
Wheat flour	2	..	2
Sago	1	..	1
Oils	23	..	23
Other Food-stuffs	17	1	18
Total ..	6,254	216	6,470

Milk.

Of the 5,405 samples of Milk examined, 12 were received from the Infant Welfare Society, 1 from the Test Audit Officer, 1 from the Medical Officer, Maternity Home, Imamwada and 43 from private parties. The remaining 5,348 samples were submitted officially by the Assistant Health Officers under Section 412A of the Municipal Act. The samples from the Assistant Health Officers showed adulteration in 1,404 instances, while of those sent by the Infant Welfare Society and private individuals, 5 and 4 samples respectively were found adulterated. Of the samples taken for legal purposes, 26.0 per cent proved to be not genuine as shown in the following statement :—

Received from	Total.	Genuine.	Not genuine.	Percentage of Adulteration.
Assistant Health Officer, A & B Wards ..	1,067	768	299	28.0
" " C & D " ..	1,426	1,036	390	27.0
" " E Ward " ..	1,269	1,060	209	16.0
" " F & G Wards ..	1,586	1,080	506	31.0
Total ..	5,348	3,944	1,404	26.0

Legal action was taken in 1,404 cases with the results shown in the subjoined statement :—

Received from	Not genuine.	Prose- cutions.	Convic- tions.	Cases with- drawn.	Cases pend- ing.	FINE.		Total amount of fines.
						Low- est.	High- est.	
Assistant Health Officer A & B Wards	299	299	111	3	185	Rs. 2	Rs. 50	Rs. 1,131
Assistant Health Officer, C & D Wards	390	390	122	27	241	5	42	1,966
Assistant Health Officer, E Ward	209	209	94	..	115	2	40	1,189
Assistant Health Officer F & G Wards	506	506	179	..	327	5	50	3,668
Total ..	1,404	1,404	506	30	868	7,954

Preservatives in Milk.

5,348 samples were examined for the Preservatives, Boric Acid and Formalin. In 52 samples Boric Acid was detected and in 27 samples Formalin in addition to Boric Acid was found.

Ghee.

709 samples of Ghee were examined : 563 from the Assistant Health Officers for legal purposes, 91 from the Acworth Leper Asylum, 18 from the Dean, K. E. M. Hospital, 1 from the Medical Officer, Bellasis Road Maternity Home, 1 from the Test Audit Officer, 1 from the Executive Health Officer, 1 from the Medical Superintendent, Hospitals, Arthur Road, and 33 from private individuals. The samples from the Assistant Health Officers showed adulteration in 179 instances, while of those sent by the Acworth Leper Asylum, the Dean, K. E. M. Hospital, the Medical Officer, Bellasis Road Maternity Home, the Test Audit Officer, the Executive Health Officer and private individuals 9, 4, 1, 1, 1 & 10 samples respectively were found adulterated. Of the samples taken for legal purposes 31.0 per cent were adulterated. Number of samples of Ghee submitted under the Bombay Prevention of Adulteration Act of 1925 :—

Received from	Total.	Genuine.	Not genuine.	Percentage of Adulteration.
Assistant Health Officer, A & B Wards ..	94	88	6	6.0
„ „ „ C & D „ ..	128	73	55	42.0
„ „ „ E Ward ..	201	124	77	38.0
„ „ „ F & G Wards ..	140	99	41	29.0
Total ..	563	384	179	31.0

Legal action was taken in 179 cases with the results shown below :—

Received from	Not genuine.	Prosecutions.	Convictions.	Cases with-drawn.	Cases pend-ing.	FINE.		Total amount of fines.
						Low-est.	High-est.	
Assistant Health Officer, A & B Wards	6	6	3	..	3	Rs. 25	Rs. 30	Rs. 85
Assistant Health Officer, C & D Wards	55	55	12	26	17	15	75	380
Assistant Health Officer, E Ward	77	77	55	..	22	1	50	466
Assistant Health Officer, F & G Wards	41	41	9	1	31	5	50	200
Total ..	179	179	79	27	73	1,131

Butter.

169 samples of Butter were examined : 157 were sent from different Wards for legal purposes, as shown in the subjoined statement, 6 from the Dean, K. E. M. Hospital, 1 from the Test Audit Officer, 1 from the Medical Officer, Turner Sanatorium, 1 from the Executive Health Officer, and 3 were private samples.

Samples of Butter submitted under the Bombay Prevention of Adulteration Act of 1925 :—

Received from.	Total.	Genuine.	Not genuine.	Percentage of Adulteration.
Assistant Health Officer, A & B Wards ..	13	10	3	23.0
„ „ „ C & D „ ..	16	16
„ „ „ E Ward ..	13	12	1	7.0
„ „ „ F & G Wards ..	115	95	20	17.0
Total ..	157	133	24	15.0

Legal action was taken in 24 cases with the results shown below :—

Received from.	Not genuine.	Prosecutions.	Convictions.	Cases withdrawn.	Cases pending.	FINE.		Total amount of fines.
						Low-est.	High-est.	
Assistant Health Officer, A & B Wards	3	3	1	..	2	Rs. 15	Rs. 15	Rs. 15
Assistant Health Officer, E Ward	1	1	1	Rs. 15	Rs. 15	Rs. 15
Assistant Health Officer, F & G Wards	20	20	3	1	16	Rs. 5	Rs. 10	Rs. 20
Total ..	24	24	5	1	18	Rs. 50

Vegetable Products.

114 samples of "Vegetable Products" were examined: 111 from different Wards, 2 from the Test Audit Officer and 1 from the Superintendent of Licenses. All the samples sent by different Wards, except 2, were found to be genuine. Prosecutions were launched in these two cases, but were subsequently withdrawn.

Tea.

20 samples of Tea and Tea Dust were received from different Wards, including one from the Executive Health Officer, for legal purposes, and all of these were found to be genuine.

Coffee.

9 samples of Coffee were received from different Wards for legal purposes, and all of them, except one from the Assistant Health Officer A & B Wards, were on examination, found to be genuine. Prosecution in this case was instituted and the party was fined Rs. 10 only.

Food-stuffs.

44 samples of Food-stuffs were received from different Wards. Out of these, 26 sent for legal purposes were on examination, found to be genuine, except one. Prosecution in this case is launched, and the case is pending in Court. The following is the list of Food-stuffs sent for legal purposes :—

Received from.	Wheat flour.	Oils.	Sago.	Total.
Executive Health Officer	1	..	1
Assistant Health Officer, A & B Wards ..	1	11	1	13
.. .. . C & D ..	1	1	..	2
.. .. . E Ward	1	..	1
.. .. . F & G Wards	1	..	1
Store-Keeper	8	..	8
Total ..	2	23	1	26

18 other Food-stuffs were examined. Of these, 5 were unfit for human consumption.

Waters.

251 samples of waters were examined: 201 from the public supply, 44 from wells and 6 from other sources.

Samples for Diagnostic purposes.

337 samples of urine were examined chemically.

Miscellaneous.

Lime	11	Ink	22
Soap	4	Meat Stamping Ink ..	1
Soap Powder	1	Paris Green Powder ..	1
Lead Pig	2	Sewage	12
Coal Tar	2	Miscellaneous	36
Paint and Varnish ..	7		
		Total ..	99

Bacteriological.

3,444 samples were examined bacteriologically.

Waters.

181 samples of waters were examined. 123 from the public supply, 8 from wells, including one private well water from Brahanpur, and 50 from other sources.

Disinfectants.

53 samples of Disinfectants were examined to determine the Rideal Walker Carbolic Acid Co-efficient.

Samples for Diagnostic Purposes.

Nature of samples.	Total.	Specific Organism.	
		Present.	Absent.
Blood for Malaria	2,354	608	1,746
Swabs for Diptheria	34	..	34
Discharge for Gonococci	9	4	5
Urine for Gonococci	1	..	1
Sputum for T. B.	727	191	536
" " Pus	1	..	1
Blood for Filaria	1	..	1
Discharge for Eczema Ulcer	1	..	1
Total	3,128	803	2,325

Miscellaneous.

	No. of samples.
Vaccine Tubes	77
Milk	3
Cream	1
Stool	1
Total	82

C. COUTINHO,
D. Hy., B. Sc., L. M. & S.,
Municipal Analyst.

1st March 1932.

TABLE I.

Statement of samples received for Chemical Examination during the year ending 31st December 1931.

Received from	Bombay Waters.	Well Waters.	Waters from other sources.	Milk.	Ghee.	Butter.	Vegetable product.	Tea and Tea-dust.	Coffee.	Bajri and Wheat flour.	Sago.	Oils.			Urine.	Other Food-stuffs.	Miscellaneous.	Total.	REMARKS.
												Cocoanut.	Sweet.	Other.					
Executive Health Officer	1	1	..	1	1	..	1	7	12	
Hydraulic Engineer	126	..	2	128	
City Engineer	2	16	20	
Superintendent of Licenses	1	39	40	
Municipal Store-Keeper	3	1	4	5	13	
Assistant Health Officer (Malaria)	39	39	
Assistant Health Officer, A & B Wards	1,067	94	13	21	11	5	1	1	11	..	10	..	1,234	
" " " C & D " 	1	1,428	128	16	13	2	..	1	1	..	4	..	1,592	
" " " E Ward 	1,269	201	13	61	1	1,546	
" " " F & G Wards 	2	1	1	1,586	140	115	16	6	4	1	1,872	
Other Municipal source	73	2	7	4	2	60	1	30	179	
Superintendent of Acworth Leper Asylum	91	91	
Superintendent, Infant Welfare Society	12	12	
Private	4	..	43	47	7	277	1	..	379	
Total	201	44	6	5,405	709	169	114	20	9	2	1	3	2	18	337	18	99	7,157	

TABLE II.

Statement of samples examined Bacteriologically during the year ending 31st December 1931.

Received from	Bombay Waters.	Waters from other sources.	Disinfectants.	Blood for Malaria.	Blood for Filaria.	Swabs for Diphtheria.	Sputum for Pus.	Sputum for T. B.	Urine for Gonococci.	Cream and Milk.	Vaccine Tubes.	Miscellaneous.	Total.
Executive Health Officer	52	21	1	74
Assistant Health Officer, A & B Wards ..	2	2	1	..	2	7
" " " C & D	6	10	1	17
" " " F & G	1	1	..	1	3
Superintendent of Vaccination	77	..	77
Hydraulic Engineer	49	21	70
Other Municipal sources	72	27	..	2,346	..	3	..	702	1	3,151
Private	1	..	8	1	25	9	1	45
Total ..	123	58	53	2,354	1	34	1	727	10	4	77	2	3,444

CHEMICAL

Statement of Results of Bombay Waters for the year ending 31st December 1931.

Source.	January.		February.		March.		April.		May.		June.		July.		August.		September.		October.		November.		December.		
<i>Tansa Water.</i>																									
Total Solids	13.0	12.0	11.0	12.0	12.0	12.0	12.0	13.0	13.0	12.0	13.0	13.0	12.0	13.0	12.0	12.0	13.0	12.0	12.0	12.0	12.0	13.0	12.0	11.0	11.0
Chlorine	0.8	0.8	0.8	0.8	0.9	0.9	0.9	0.9	0.9	0.9	0.9	0.9	0.9	0.9	0.8	0.8	0.8	0.8	0.8	0.8	0.8	0.8	0.8	0.8	0.8
Free Ammonia	<i>Nil.</i>	<i>Nil.</i>	<i>Nil.</i>	<i>Nil.</i>	<i>Nil.</i>	<i>Nil.</i>	<i>Nil.</i>	<i>Nil.</i>	<i>Nil.</i>	<i>Nil.</i>	<i>Nil.</i>	<i>Nil.</i>	<i>Nil.</i>	<i>Nil.</i>	<i>Nil.</i>	<i>Nil.</i>	<i>Nil.</i>	<i>Nil.</i>	<i>Nil.</i>	<i>Nil.</i>	<i>Nil.</i>	<i>Nil.</i>	<i>Nil.</i>	<i>Nil.</i>	<i>Nil.</i>
Albuminoid Ammonia ..	0.009	0.008	0.007	0.008	0.010	0.009	0.011	0.011	0.010	0.010	0.011	0.011	0.010	0.008	0.008	0.009	0.008	0.008	0.008	0.008	0.008	0.008	0.009	0.011	0.012
Oxygen absorbed at 80° F. (Tidy's Process).	0.032	0.030	0.028	0.032	0.032	0.030	0.030	0.034	0.032	0.030	0.032	0.032	0.032	0.034	0.028	0.030	0.030	0.030	0.030	0.028	0.030	0.032	0.030	0.032	0.026
<i>Tulsi Water.</i>																									
Total Solids	23.0	24.0	23.0	24.0	24.0	24.0	24.0	23.0	22.0	24.0	22.0	24.0	23.0	24.0	23.0	23.0	23.0	22.0	21.0	24.0	23.0	21.0	22.0	24.0	
Chlorine	1.4	1.4	1.4	1.4	1.4	1.5	1.5	1.6	1.6	1.6	1.6	1.6	1.5	1.4	1.4	1.4	1.4	1.4	1.4	1.4	1.4	1.3	1.3	1.3	
Free Ammonia	0.001	0.001	0.001	0.001	0.001	0.001	0.001	0.001	0.001	0.001	0.001	0.001	<i>Nil.</i>	<i>Nil.</i>	<i>Nil.</i>	<i>Nil.</i>	<i>Nil.</i>	<i>Nil.</i>	<i>Nil.</i>	<i>Nil.</i>	<i>Nil.</i>	<i>Nil.</i>	<i>Nil.</i>	<i>Nil.</i>	<i>Nil.</i>
Albuminoid Ammonia ..	0.036	0.032	0.032	0.028	0.024	0.032	0.035	0.033	0.026	0.027	0.028	0.036	0.027	0.025	0.018	0.024	0.029	0.026	0.020	0.022	0.028	0.027	0.026	0.032	
Oxygen absorbed at 80° F. (Tidy's Process).	0.100	0.100	0.112	0.116	0.112	0.110	0.098	0.096	0.092	0.094	0.098	0.098	0.092	0.096	0.086	0.084	0.090	0.082	0.088	0.084	0.088	0.086	0.082	0.086	
<i>Vihar Lake.</i>																									
Total Solids	22.0	24.0	24.0	24.0	23.0	23.0	24.0	24.0	24.0	23.0	24.0	23.0	22.0	23.0	22.0	23.0	23.0	24.0	23.0	25.0	26.0	24.0	23.0	25.0	
Chlorine	1.3	1.3	1.3	1.3	1.4	1.4	1.4	1.5	1.5	1.5	1.5	1.5	1.4	1.4	1.4	1.4	1.4	1.4	1.4	1.4	1.4	1.3	1.3	1.3	
Free Ammonia	0.001	0.001	0.001	0.001	0.001	0.001	0.001	0.001	0.001	0.001	0.001	0.001	0.001	0.002	0.001	0.001	0.002	0.001	0.001	0.001	0.001	0.001	0.001	0.001	0.001
Albuminoid Ammonia ..	0.038	0.036	0.038	0.036	0.041	0.036	0.038	0.036	0.034	0.036	0.036	0.038	0.035	0.030	0.028	0.022	0.024	0.030	0.026	0.028	0.034	0.036	0.032	0.035	
Oxygen Absorbed at 80° F. (Tidy's Process).	0.122	0.120	0.126	0.126	0.118	0.126	0.124	0.128	0.124	0.126	0.128	0.128	0.124	0.128	0.100	0.100	0.105	0.112	0.100	0.110	0.126	0.114	0.100	0.110	

BACTERIOLOGICAL

Results of Bacteriological Analysis of Bombay Waters during the year 1931.

Minimum No. of c.c. showing the presence of Lactose Fermenters.

Source.	January.		February.		March.		April.		May		June.		July.		August.		September.		October.		November.		December.	
	c.c.	c.c.	c.c.	c.c.	c.c.	c.c.	c.c.	c.c.	c.c.	c.c.	c.c.	c.c.	c.c.	c.c.	c.c.	c.c.	c.c.	c.c.	c.c.	c.c.	c.c.	c.c.	c.c.	c.c.
1. Tansa water collected at Ghatkoper ..	-in 100	-in 100	-in 100	-in 100	-in 100	-in 100	-in 100	-in 100	-in 100	-in 100	-in 100	-in 100	-in 100	-in 100	-in 100	-in 100	-in 100	-in 100	-in 100	-in 100	-in 100	-in 100	-in 100	-in 100
2. Tansa water from the outlet from Malabar Hill Reservoir.	-in 100	-in 100	-in 100	-in 100	-in 100	-in 100	-in 100	-in 100	-in 100	-in 100	-in 100	-in 100	-in 100	+in 100	-in 100	+in 100	-in 100	-in 100	-in 100	-in 100	-in 100	-in 100	+in 100	+in 100
3. Tansa water from the outlet from Bhandarwada Reservoir.	-in 100	+in 100	+in 100	+in 100	-in 100	-in 100	+in 100	+in 100	-in 100	+in 100	+in 100	-in 100	+in 100	+in 20	+in 50	+in 20	+in 50	+in 50	+in 50	+in 100	+in 50	+in 50	+in 50	+in 100
4. Tansa water from 72" Tansa Main at Powai	-in 100	-in 100	-in 100	-in 100	-in 100	-in 100	-in 100	-in 100	-in 100	-in 100	-in 100	-in 100	-in 100	-in 100	-in 100	-in 100	-in 100	-in 100	-in 100	-in 100	-in 100	-in 100	-in 100	-in 100

THE ANNUAL REPORT OF THE SUPERINTENDENT OF VACCINATION FOR THE YEAR 1931.

During the year under report I was in charge.

(1) **Vaccine Operations with Results.**—The following statement gives the number of persons primarily vaccinated and re-vaccinated during the year 1931 and the preceding nine years with the percentage of successful operations :—

	Primary Vaccinations.			Re-vaccinations.	Total number of persons vaccinated.
	Number of persons vaccinated.	Number successful.	Percentage of success.	Number of persons re-vaccinated.	
1922	18,886	16,315	86	8,903	27,789
1923	20,293	16,558	82	21,153	41,446
1924	20,135	17,693	88	26,508	46,643
1925	20,400	18,848	92	15,220	35,620
1926	18,615	17,426	94	16,888	35,503
1927	20,374	18,748	92	29,196	49,570
1928	20,625	19,142	93	15,018	35,643
1929	21,788	19,634	90	48,978	70,766
1930	24,710	21,777	88	99,808	1,24,518
1931	19,952	18,944	95	7,709	27,661

Out of the persons primarily vaccinated 13,306 were born in Bombay and 6,646 were born out of the City compared with 17,316 and 7,394 respectively in the previous year.

Out of the primary vaccinations 18,944 were ascertained to have been successful. The percentage of known success being 94.95. This percentage would have to be raised to 99.79 if 966 cases were included, the result of which was not ascertained.

(2) **Result of Vaccination by Ages.**—The following table shows the result of Primary vaccinations by age periods.

Results.	Under 1 year.	1-6 years.	6 years and upwards.	Total.
Successful	14,228	4,667	49	18,944
Unsuccessful	19	22	1	42
Unknown	661	258	47	966
Total ..	14,908	4,947	97	19,952

(3) **Inspection of Results.**—The reports of the vaccinators were checked in 3,078 cases by the Superintendent and 4,096 cases by the Head Vaccinator with the following results :—

Return of the Inspecting Officers.

Inspection.	By the Superintendent.	By the Head Vaccinator.
Number of cases inspected	3,078	4,096
" " " Successful	3,078	4,093
" " " Unsuccessful	3
Number successful per 100 inspected	100	100
Number inspected per 100 vaccinated	15.43	20.53

The percentage of success as ascertained by the Inspecting Officers was slightly higher than that reported by the vaccinators.

(4) **Income.**—The following statement shows the proceeds from the sale of lymph and the fees realized from vaccinations at private places, etc., during the year under report :—

Amount realized by sale of Lymph.	Municipal Moiety of the fees from private vaccinations.	Municipal fees (Moiety only) for vaccination instruction to Medical Students.	Municipal fees for giving vaccination extracts, etc.	Total.
Rs. a. p. 1,545 4 0	Rs. a. p. 798 12 0	Rs. a. p. 1,220 0 0	Rs. a. p. 108 0 0	Rs. a. p. 3,672 0 0

(5) **Cost of Single Operation.**—The cost of each successful vaccine operation including all charges was Rs. 2-8-6 against Rs. 2-15-9 in the preceding year; if the amount realized by the sale of Lymph, by fees for private vaccination, etc., Rs. 3,672-0-0 deducted from the total expenditure, the cost works out at Rs. 2-5-5 against Rs. 2-9-6 for the last year. If calculated on the total number of vaccine operations, the cost of each operation after deducting the proceeds from the sale of Lymph, from private vaccination, etc., comes to Rs. 1-9-8 against Rs. 0-7-3 for the last year.

(6) **Postponement Certificates.**—During the year under report 360 certificates of postponements were granted.

(7) **Prosecution.**—There was no prosecution during the year, either for failure to bring infants for vaccination or for failure to present them for inspection seven days after the operation.

(8) **Ill-Effects from Vaccination.**—No serious ill-effects following vaccination were observed or reported during the year under report.

(9) **Instructions to Students.**—During the year under report 197 Civil Medical pupils and 53 other private students from Mofussil attended the different Public Vaccination Stations for instructions in "Vaccination."

(10) **Vaccination of Pilgrims.**—The number of Pilgrims, who left Pombay for the "Haj" during the year was 4,912 out of these 3,862 or 79 per cent. were vaccinated in Bombay before Embarkation.

The following table shows the number of males and females and the number of primary vaccinations and re-vaccinations performed amongst the pilgrims by the special staff engaged for the work.

	Males.	Females.	Total.
Primary Vaccinations	23	18	41
Re-vaccinations	2,660	1,161	3,821
Total ..	2,683	1,179	3,862

(11) The Vaccine Lymph used is obtained from the Director, Vaccine Institute at Belgaum, and as per instructions given by the Executive Health Officer, arms of children are cleaned with Acetone before vaccinating them.

B. H. MADON,

Superintendent of Vaccination.

BOMBAY, 27th January 1932.

I
POPULATION BY SECTIONS.

		2		3		4		
		Population.						
Ward.	Section.	By the Census of 1921.			As Estimated in the Middle of the year 1920.	By the Census of 1931.		
		Males.	Females.	Total.	Total.	Males.	Females.	Total.
A	Upper Colaba ...	2,813	934	3,747	3,714	288	148	436
	Middle and Lower Colaba.	13,758	6,290	20,048	20,103	13,628	6,326	19,954
	Fort, South ...	3,469	684	4,153	4,547	2,854	641	3,495
	Fort, North ...	19,642	11,279	30,921	34,101	16,823	9,009	25,832
	Esplanade ...	11,591	3,980	15,571	15,434	9,814	4,489	14,303
B	Mandvi ...	25,789	12,823	38,612	41,656	27,050	14,656	41,706
	Chukla ...	16,533	6,463	22,996	22,794	12,031	6,006	18,037
	Umerkhadi ...	29,635	17,583	47,218	47,768	25,588	16,006	41,594
	Dongri ...	12,596	8,153	20,749	20,688	8,101	4,927	13,028
C	Market ...	27,008	8,072	35,080	37,842	26,952	11,699	38,651
	Dhobi Talao ...	27,873	14,298	42,171	43,982	27,568	16,804	44,372
	Fanaswadi ...	19,732	10,373	30,105	31,530	19,722	12,355	32,077
	Bhuleshwar ...	23,744	10,878	34,622	34,317	23,097	12,009	35,106
	Khara Talao Kumbharwada ...	16,038 21,726	7,887 10,755	23,925 32,481	24,308 35,181	14,998 19,815	8,245 12,212	23,243 32,027
D	Khetwadi ...	24,481	15,134	39,615	44,070	24,350	14,957	39,307
	Girgaum ...	22,333	13,670	36,003	38,953	24,369	14,417	38,786
	Chowpati ...	8,870	5,390	14,260	15,927	10,091	6,106	16,197
	Walkeshwar Mahalakshmi ...	11,502 24,197	6,609 13,843	18,111 38,040	22,623 45,046	14,523 22,948	8,211 13,621	22,734 36,569
E	Mazagon ...	23,130	13,643	36,773	40,641	28,414	14,739	43,153
	Tarwadi ...	26,724	13,993	40,717	48,047	24,678	15,660	40,338
	2nd Nagpada Kamathipura ...	14,583 27,369	8,520 17,216	23,103 44,585	23,779 49,091	13,338 23,488	7,694 14,083	21,032 37,571
	Tardeo ...	19,650	12,336	31,986	34,349	19,200	12,548	31,748
	Byculla ...	58,370	32,970	91,340	100,540	59,098	32,837	91,935
	1st Nagpada ...	5,131	2,514	7,645	8,350	4,672	2,551	7,223
	Parel ...	38,164	22,032	60,196	68,871	40,407	23,153	63,560
F	Sewri ...	17,126	11,519	28,645	34,383	17,376	9,380	26,756
	Sion ...	34,507	21,937	56,444	72,054	43,167	26,031	69,198
	Mahim ...	29,425	18,705	48,130	58,735	30,048	19,196	49,244
G	Worli ...	78,444	41,346	119,790	137,607	73,644	40,887	114,531
	Harbour, Docks, Railways and Unknown ...	35,379	2,753	38,132	37,797	25,241	2,349	27,590
Total ...		771,332	404,582	1,175,914	1,298,708	747,381	414,002	1,161,383

TABLE showing the Area, Density of Population, the Number of Births, the Birth-rate and Deaths under One Year per 1,000 Births by Sections in 1931.

1	2	3	4	5			6	7	8									
				Number of Births registered.														
Ward.	Sections.										Area in Acres.	Average Population per Acre calculated on the Census Population of 1931.	Number of Births registered.			Number of Births per 1,000 of Population.	Mean ratio of Births per 1,000 of Population during the preceding 5 Years.	Deaths under 1 Year per 1,000 Births.
													Males.	Females.	Total.			
A	Upper Colaba ...	163	3	59	4	107	245.4	28.0	159									
	Middle and Lower Colaba ...	527	38	177	178	355	17.8	16.0	203									
	Fort, South ...	193	26	85	19	54	15.4	9.8	74									
	Fort, North ...	159	162	295	290	585	22.6	15.6	253									
	Replanade ...	787	18	215	226	441	30.8	24.1	154									
B	Mandvi ...	187	223	280	255	535	12.8	10.5	326									
	Chukla ...	47	383	230	227	457	25.3	18.6	267									
	Umakhadi ...	101	413	638	658	1,291	31.0	24.4	266									
	Dongri ...	302	43	202	205	407	31.2	16.3	211									
C	Market ...	85	453	310	308	618	16.0	12.1	269									
	Dhobi Talao ...	208	213	477	423	900	20.3	13.3	235									
	Fanaswadi ...	99	321	372	321	693	21.6	19.0	263									
	Bhuleshwar ...	73	478	534	332	666	19.0	17.0	324									
	Khara Talao ...	41	565	311	309	620	26.7	21.5	269									
	Kumbharwada ...	44	727	332	296	628	19.6	15.9	347									
D	Khetwadi ...	155	254	517	473	990	25.2	18.8	209									
	Girgaum ...	112	845	453	398	851	22.7	19.4	241									
	Chowpati ...	109	149	202	168	370	22.8	22.5	251									
	Walkeshwar ...	590	39	203	186	389	17.1	16.4	206									
	Mabalakehmi ...	659	56	453	410	863	23.6	17.0	237									
E	Masagon ...	1,075	40	396	383	779	18.0	17.4	269									
	Tarwadi ...	499	81	702	633	1,335	33.1	18.7	236									
	2nd Nagpada ...	83	636	292	262	554	26.8	20.5	314									
	Kamatnipura ...	62	601	508	454	962	25.6	17.3	270									
	Tardeo ...	150	212	368	342	710	22.4	19.9	322									
	Byculla ...	568	162	930	905	1,835	19.9	15.8	428									
F	1st Nagpada ...	29	246	108	91	197	27.3	24.4	203									
	Parel ...	561	113	978	902	1,880	26.6	18.6	181									
	Sewri ...	578	46	333	322	655	24.5	17.1	345									
G	Sion ...	3,559	19	946	874	1,820	26.3	21.0	270									
	Mahim ...	1,511	33	855	779	1,634	33.2	24.9	263									
	Worli ...	2,373	50	1,545	1,448	2,993	26.1	19.7	287									
Harbour, Docks, Railways and Unknown	
Total ...										15,480	75	14,084	13,120	27,204	23.4	18.0	272	

24.19 Sq. Miles.

3

TABLE of Population and Births by Communities or Castes in 1931.

Caste or Community.	Population.			Births.						
	By the Census of 1921.	As Estimated for 1930.	By the Census of 1931.	Registered in 1931.			Number per 1,000.			
				Males.	Females.	Total.	1931.	1930.		
Jains	23,884	26,021	12,424	331	280	611	20.9	16.8		
Brahmins	72,400	84,100	75,966	651	562	1,213				
Lingaits	866	866	347	116	90	206				
Bhatias	9,015	9,784	5,895	92	76	168				
Banias	58,824	63,118	50,822	324	329	653				
Hindus of other Castes.	560,951	601,895	553,580	6,072	5,690	11,762	23.4	19.5		
Hindus, Low Castes ...	135,634	186,478	103,251	2,246	2,028	4,274			41.4	22.3
Mussalmans	184,685	187,985	209,246	2,367	2,255	4,622			22.1	23.4
Parsees	52,234	53,036	57,765	544	553	1,097			19.0	21.7
Jews	7,548	8,142	8,621	135	140	275			31.9	34.0
Indian Christians ...	48,719	53,363	64,269	1,012	929	1,941			30.2	33.3
Anglo-Indians ..	4,724	5,055	7,039	93	83	176			25.0	23.7
Europeans	14,726	16,495	9,420	89	89	178			18.9	8.1
Buddhists	1,645	2,311	1,630	11	14	25			15.3	5.6
Other and Unknown Castes.	59	59	1,108	1	2	3			2.7	152.5
Total .	1,175,914	1,298,708	1,161,333	14,084	13,120	27,204				

TABLE showing Cases of Infectious Diseases notified from all sources during the year 1931.

Ward	Sections.	Total Number of Cases notified in each Section.												
		Cholera	Small-pox	Plague.	Enteric Fever.	Diphtheria.	Relapsing Fever.	Puerperal Fever.	Tuberculosis.	Leprosy	Influenza Pneumonia.	Cerebral Spinal Meningitis.	Scarlet Fever.	Total.
A	Upper Colaba	1	2	2	5	
	Middle and Lower Colaba	3	9	16	..	1	29	
A	Fort, South	1	4	..	1	6	
	Fort, North	9	5	..	28	44	
A	Esplanade	5	7	..	7	49	1	1	71	
	Mandvi	3	..	5	9	1	..	56	76	
B	Chukla	2	1	1	3	1	..	37	1	..	48	
	Umarkhadi	3	..	2	9	4	..	6	4	..	192	
B	Dongri	2	21	1	..	24	
	Market	2	1	..	6	1	..	38	..	2	50	
C	Dhobi Talao	8	1	..	14	1	..	66	..	2	..	2	94	
	Fanaswadi	15	31	..	1	48	
C	Bhuleshwar	19	8	1	..	4	103	
	Khara Talao	1	1	1	..	62	..	1	66	
C	Kumbharwada	1	..	2	3	41	..	1	50	
	Khetwadi	2	2	1	14	1	..	3	..	4	107	
D	Girgaum	1	..	4	46	53	
	Chowpati	2	5	2	..	23	..	3	36	
D	Walkeshwar	4	11	6	..	15	..	1	37	
	Mahalakshmi	5	7	3	..	7	..	5	96	
E	Mazagon	15	2	..	5	4	..	43	..	1	71	
	Tarwadi	6	..	3	4	3	..	1	..	2	140	
E	2nd Nagpada	1	..	1	3	73	78	
	Kamathipura	1	2	..	3	2	..	97	106	
E	Tardeo	3	4	..	6	1	..	35	..	2	54	
	Byculla	15	8	..	17	8	..	5	..	11	3	..	182	
F	1st Nagpada	1	4	..	13	..	1	19	
	Parel	6	3	11	7	2	..	2	..	2	117	
F	Sewri	3	1	9	15	
	Sion	16	14	..	18	7	..	3	..	4	132	
G	Mahim	10	3	1	21	3	..	4	..	5	1	..	100	
	Worli	14	10	..	12	2	..	4	..	5	2	..	143	
	Harbour, Docks, Railways and Unknown	1	1	..	2	4	
	Total	150	59	29	237	66	..	57	1,722	5	57	12	2,396	

TABLE of Cases treated at all the Municipal Dispensaries during 1931.

Description of Disease or Injury.	January.	February.	March.	April.	May.	June.	July.	August.	September.	October.	November.	December.	Total.
Measles	1	1	1	1	1	5
Whooping Cough	1	3	8	1	2	3	8	..	3	2	1	..	32
Dengue	1	1
Influenza	65	74	84	314	487	290	482	972	692	252	165	111	3,858
Dysentery	79	66	86	110	92	92	216	280	164	134	121	75	1,515
Diarrhoea	117	107	125	181	137	147	281	304	183	129	141	130	1,932
Malarial Fevers	125	63	65	131	88	110	171	321	459	5 ⁰ 1	453	200	2,777
Fever not defined	659	627	809	988	832	772	971	1,512	1,767	1,866	1,755	1,189	13,747
Bronchitis	828	829	954	1,287	1,018	912	1,166	1,548	1,602	1,443	1,246	1,100	13,883
Pneumonia	20	25	17	31	23	19	32	48	25	19	16	8	283
Diseases of the teeth	161	156	201	184	239	239	230	241	231	242	259	198	2,576
Ophthalmia	47	51	78	80	96	88	82	71	93	50	62	59	857
Corneal Ulcer	4	4	15	..	6	10	16	..	2	1	4	2	64
Ringworm	166	120	188	213	208	238	299	332	309	384	254	173	2,884
Scabies	530	495	570	567	402	512	660	684	790	759	692	537	7,228
All other Diseases and injuries	2,635	2,331	2,716	3,015	3,316	3,265	3,153	3,648	3,307	3,340	3,028	2,131	36,485
Total New Cases ...	5,437	4,952	5,913	7,053	7,016	6,727	7,713	9,961	9,537	9,212	8,157	6,509	88,167*

* Including 353 cases treated at the Maratha Hospital, Out-door Department.

Note :—This Table does not include the number of patients treated at the two Dispensaries for Tuberculosis (see page 21) and at those for Women and Children (see page 38).

TABLE of DEATHS from All Causes by Sections and Age-periods in 1931.

1	2	3	4	5	6	7	8	9	10	11	12	13	14			15	16		
													Total Deaths.				Number of Deaths among Males to 100 Deaths among Females.	Ratio of Deaths per 1,000 of Population.	1931.
													Males	Females	Persons				
Ward.	SECTION.	Under 1 year.	1 to 5 years.	5 to 10 years.	10 to 15 years.	15 to 20 years.	20 to 30 years.	30 to 40 years.	40 to 50 years.	50 to 60 years.	60 years and upwards.	Age. Un-specified.							
A	Upper Colaba	6	10	3	1	3	8	1	1	2	2	...	25	28	48	109	16.3	20.5	
	Middle and Lower Colaba	72	35	12	5	7	41	29	21	24	39	...	161	124	255	130			17.2
	Fort, South	4	1	...	1	1	5	8	3	2	5	...	19	11	30	173	8.5	9.9	
	Fort, North	148	81	9	8	21	53	45	57	51	66	...	304	235	539	129	20.8	16.9	
	Esplanade	68	35	4	4	10	36	36	29	15	40	...	171	106	277	161	19.3	22.3	
B	Maudvi	174	73	11	9	40	74	74	64	41	80	...	344	296	640	116	15.8	17.8	
	Chukla	123	58	9	7	28	50	34	31	30	59	...	223	203	426	110	23.6	20.3	
	Umardhad	343	177	20	22	39	155	152	112	116	184	...	690	630	1,320	109	31.7	28.6	
	Dongri	86	57	4	4	7	39	24	36	18	28	...	172	131	303	131	23.2	18.8	
C	Market	166	84	8	7	21	58	55	43	38	43	...	301	212	523	142	13.5	15.2	
	Dhobi Talao	212	96	17	11	20	63	77	75	72	116	...	420	339	759	124	17.1	20.2	
	Fanaswadi	182	80	14	10	14	61	46	42	46	70	...	292	273	565	107	17.6	19.5	
	Bhuleshwar	216	100	14	18	25	97	80	78	55	91	...	413	361	774	114	21.1	25.5	
	Khara Talao	167	65	8	9	23	80	56	42	22	73	...	294	250	544	117	23.4	25.0	
	Kumbharwada	218	103	18	9	28	70	74	44	42	62	...	338	330	668	102	20.8	18.7	
D	Khetwadi	207	94	19	12	24	107	90	61	60	111	...	425	360	785	118	19.9	19.5	
	Girgaum	212	111	14	9	26	63	43	46	55	88	...	352	315	667	112	17.1	19.9	
	Chowpati	93	40	3	2	6	34	36	22	24	44	...	169	135	304	125	18.7	17.9	
	Walakeshwar	80	55	4	5	11	18	24	22	27	35	...	156	115	271	136	11.9	12.9	
	Mahalakeshmi	205	86	7	11	17	72	70	50	44	129	...	368	328	691	114	18.8	18.6	
E	Masagon	210	143	14	10	12	80	79	47	40	84	...	386	333	719	116	18.6	22.3	
	Tarwadi	311	158	20	9	26	88	97	68	53	117	...	520	427	947	122	23.4	23.3	
	2nd Nagpada	174	87	10	9	24	79	68	48	38	73	...	305	305	610	100	29.0	30.3	
	Kamathipura	260	166	26	15	30	116	116	79	69	146	...	486	537	1,023	90	27.2	25.2	
	Tardeo	229	156	22	12	24	82	57	69	58	96	...	484	370	854	117	25.8	26.2	
	Byculla	785	358	38	33	76	270	212	151	111	248	...	1,183	1,090	2,273	108	24.8	25.6	
	1st Nagpada	40	23	4	1	6	23	19	15	8	26	...	90	75	165	120	22.8	19.8	
F	Parel	340	184	35	24	33	155	137	111	85	124	...	678	555	1,228	121	19.3	19.8	
	Sewri	236	114	19	13	11	47	72	24	33	65	...	322	302	624	106	23.3	21.5	
	Sion	492	297	36	29	48	165	148	121	83	194	...	818	790	1,608	103	28.2	24.0	
G	Mahim	430	235	40	22	36	189	103	72	62	181	...	718	607	1,320	117	26.8	24.7	
	Worli	858	532	63	44	76	300	275	167	141	288	...	1,471	1,273	2,744	115	23.9	22.6	
	Harbour, Docks, Railways and Unknown	55	9	4	16	21	116	166	106	68	56	...	456	156	612	392	22.1	16.9	
	Total	7,401	3,381	529	401	789	2,844	2,613	1,957	1,829	3,061	...	13,494	11,611	25,105	116	21.6	21.8	

TABLE of DEATHS by Race, Sex and Age in 1931.

RACE OR CASTE.	Under 7 days.		1 to 4 weeks.		4 weeks to 6 months.		6 to 12 months.		1 to 2 years.		2 to 5 years.		5 to 10 years.		10 to 15 years.		15 to 20 years.		20 to 30 years.		30 to 40 years.		40 to 50 years.		50 to 60 years.		60 years and over.		All ages.		
	Male.	Female.	Male.	Female.	Male.	Female.	Male.	Female.	Male.	Female.	Male.	Female.	Male.	Female.	Male.	Female.	Male.	Female.	Male.	Female.	Male.	Female.	Male.	Female.	Male.	Female.	Male.	Female.	Males.	Females.	Persons.
Jains	14	5	14	12	25	12	43	36	32	27	17	6	2	2	7	5	9	12	20	38	24	16	37	8	30	5	21	10	295	194	489
Brahmins	48	36	24	20	51	42	89	81	57	50	31	35	9	11	5	14	15	28	73	68	60	36	48	21	53	24	59	49	621	515	1,136
Lingayets	16	6	10	6	9	15	17	16	2	21	16	13	1	6	1	2	6	6	9	16	12	11	6	7	10	5	15	18	140	148	288
Bhatias	1	3	3	2	6	8	2	7	3	1	3	2	...	3	1	1	1	7	3	8	8	10	4	10	3	12	16	63	75	138	
Banias	18	11	11	16	25	30	54	55	40	36	18	15	6	7	1	8	7	20	18	30	34	23	41	14	25	10	37	32	335	316	651
Hindoos (Other Castes)	506	384	279	233	432	376	572	508	497	489	294	333	122	138	73	92	146	186	662	643	796	464	640	275	439	271	580	614	6,038	4,956	10,994
Hindoos (Low Castes)	146	93	91	62	208	155	243	226	245	256	205	354	34	48	21	27	31	42	107	188	140	109	96	55	74	64	122	164	1,762	1,743	3,505
Mussalmans	145	106	98	89	229	186	239	228	190	190	125	122	50	43	37	70	57	166	311	425	389	265	325	160	250	119	453	317	2,898	2,486	5,384
Parsees	21	12	6	8	17	14	29	22	21	23	18	14	5	6	5	3	5	6	31	26	28	35	36	22	75	46	107	179	464	416	880
Jews	7	6	2	1	4	4	6	8	6	6	4	6	3	2	2	4	2	..	3	6	8	8	3	12	6	3	16	21	72	87	159
Indian Christians	49	52	57	33	97	110	51	46	44	40	26	22	8	20	8	9	14	20	56	70	65	50	65	33	53	32	66	53	659	570	1,229
Anglo-Indians	7	2	2	3	7	7	8	5	5	3	3	1	..	1	2	2	1	1	6	6	3	5	11	7	7	3	11	12	73	58	131
Europeans	1	3	1	...	2	1	2	1	3	1	1	9	1	11	2	8	8	7	2	8	8	52	28	80
Negro-Africans	1	1	1	1	2
Buddhists	1	...	1	1	...	1	2	1	1	...	3	1	3	...	1	...	10	6	16
Others and Unknown	10	11	1	1	11	12	23
Total { Male	989	...	598	...	1,112	...	1,356	...	1,155	...	780	...	240	...	163	...	294	...	1,309	...	1,579	...	1,330	...	1,042	...	1,567	...	13,494
Female	680	...	485	...	961	...	1,240	...	1,143	...	823	...	289	...	23	...	495	...	1,535	...	1,034	...	627	...	587	...	1,494	...	11,611
Persons	1,649	...	1,083	...	2,073	...	2,596	...	2,298	...	1,583	...	529	...	401	...	789	...	2,844	...	2,613	...	1,957	...	1,629	...	3,061	...	25,105

Table of Deaths by Age and Month in 1931.

Cause of Death.	Months.												Total.
	January.	February.	March.	April.	May.	June.	July.	August.	September.	October.	November.	December.	
Under 7 days	97	98	104	109	94	95	157	181	188	199	184	148	1,649
1 to 4 weeks	70	68	55	74	65	65	83	121	114	144	122	107	1,088
4 weeks to 6 months	136	162	139	176	159	146	180	235	193	181	167	179	2,078
6 months to 12 months	140	129	134	254	324	259	281	369	255	165	150	136	2,596
1 to 2 years	124	119	145	229	250	169	207	354	250	173	133	145	2,298
2 to 5 ,,	102	93	123	158	155	93	150	196	154	147	110	102	1,588
5 to 10 ,,	48	33	36	48	58	39	40	43	51	51	49	38	529
10 to 15 ,,	26	28	24	35	37	32	40	37	36	40	35	31	401
15 to 20 ,,	61	56	50	79	54	76	77	76	69	68	69	54	789
20 to 30 ,,	242	194	214	253	248	218	227	274	247	254	252	221	2,844
30 to 40 ,,	187	198	195	239	220	206	216	249	216	212	239	236	2,613
40 to 50 ,,	159	155	181	168	157	150	177	197	152	150	168	143	1,957
50 to 60 ,,	137	117	136	144	121	121	132	156	147	141	136	141	1,629
60 and over	256	222	232	253	274	227	244	284	276	248	273	272	3,061
Age Unspecified
Total	1,780	1,667	1,768	2,219	2,216	1,896	2,211	2,772	2,348	2,173	2,107	1,948	25,105

TABLE OF DEATHS by Sections and Months in 1931.

Ward.	Section.	MONTHS.												TOTAL.
		January.	February.	March.	April.	May.	June.	July.	August.	September.	October.	November.	December.	
A	Upper Colaba	5	4	2	2	5	4	7	5	3	7	1	3	48
	Middle and Lower Colaba ..	25	18	26	31	17	28	23	35	12	25	21	24	285
	Fort, South	2	4	1	1	6	3	2	3	2	3	1	2	30
	Fort, North	37	30	37	59	68	36	37	48	49	46	51	41	539
	Esplanade	28	17	22	27	27	11	22	32	29	18	21	23	277
B	Mandvi	48	33	51	57	52	53	61	73	61	55	52	44	640
	Chukla	18	30	29	32	38	36	41	47	41	34	38	42	426
	Umarkhadi	98	90	103	139	111	95	123	148	114	101	100	98	1,320
	Dongri	32	18	22	26	23	19	31	34	28	23	24	23	303
C	Market	37	29	56	50	39	49	33	60	45	40	51	34	523
	Dhobi Talao	51	62	48	82	71	64	86	67	58	66	54	50	759
	Fanaswadi	39	40	26	62	51	37	44	59	51	54	52	50	505
	Bhuleshwar	64	54	76	72	65	64	61	74	67	55	70	52	774
	Khara Talao	37	52	37	49	44	56	41	60	46	35	37	50	544
	Kumbharwada.. .. .	46	40	43	71	70	66	66	56	53	54	54	49	668
	Khetwadi	47	53	47	75	76	64	54	104	72	61	71	61	785
D	Girgaum	47	52	43	55	66	56	61	77	50	54	52	54	667
	Chowpati	28	25	13	22	36	32	22	31	21	23	27	24	304
	Walkeshwar	23	15	18	20	25	18	37	21	27	20	25	22	271
	Mahalakshmi	44	47	50	60	56	32	76	88	63	52	54	69	691
	Mazgaon	52	36	64	47	62	42	73	81	69	85	57	51	719
	Tarwadi	56	77	60	82	89	65	85	117	82	87	90	57	947
E	Second Nagpada	46	52	32	69	59	37	58	68	44	46	58	41	610
	Kamathipura	91	62	69	81	99	78	95	104	90	87	86	81	1,023
	Tardeo	49	50	83	72	68	53	71	104	78	66	61	49	804
	Byoulla	174	142	154	191	218	170	173	266	233	191	200	170	2,282
	First Nagpada	9	15	12	19	15	11	16	20	13	14	9	12	165
F	Parel	70	74	78	106	94	88	94	139	138	120	114	113	1,228
	Sewri	38	32	37	35	55	45	57	76	64	63	59	63	624
	Sion	109	109	103	127	141	118	141	187	187	169	115	102	1,608
G	Mahim	94	86	99	96	105	108	128	134	136	123	102	109	1,320
	Worli	185	169	170	237	219	203	250	325	279	231	237	239	2,744
Harbour, Docks, Railways and Unknown		51	50	57	65	46	55	42	29	43	65	63	46	612
Total ..		1,780	1,667	1,768	2,219	2,216	1,896	2,211	2,772	2,348	2,173	2,107	1,948	25,105

TABLE of DEATHS by Causes

Wards.	SECTIONS.	1	2	3	4	5	6	7	8	9	10	11	12	13	14	15	16	17	18	19	20	21
		Enteric Fever (1).	Small-pox (6)	Measles (7).	Scarlet Fever (8)	Whooping Cough (9).	Diphtheria and Group (10).	Influenza (11).	Encephalitis Lethargica (23).	Meningococcal Meningitis (24).	Tuberculosis of Respiratory System (31).	Other Tuberculous Diseases (32-37).	Cancer, Malignant Disease (43-49).	Rheumatic Fever (51).	Diabetes (57).	Cerebral Haemorrhage (74, 75a).	Heart Disease (87-90).	Arterio-Sclerosis (91b).	Bronchitis (99).	Pneumonia (all forms) (100-101).	Other Respiratory Diseases (97, 98, 102-107).	Ulcer of Stomach or Duodenum (111).
A	Upper Colaba	2	1	1	20	2	...	
	Middle and Lower Colaba, Fort, South ...	7	4	23	4	6	...	2	6	10	1	2	82	12	...	
	Fort, North ...	1	2	3	1	2	1	...	1	2	
	Esplanade ...	5	...	1	...	1	1	2	1	...	35	9	5	1	5	11	16	...	21	139	21	1
B	Mandvi ...	3	25	2	3	...	3	3	4	...	2	92	21	...	
	Chukla ...	7	1	1	47	9	9	1	...	3	6	...	29	240	23	1	
	Umarchadi ...	3	...	1	3	...	1	29	3	2	...	2	6	6	...	18	136	23	...	
	Dongri ...	7	...	3	3	5	...	4	127	18	13	2	1	9	16	...	17	378	83	...
C	Market ...	2	1	...	1	19	2	2	2	2	...	4	111	12	...	
	Dhobi Talao ...	3	1	1	1	5	33	8	5	...	2	5	9	...	16	144	18	...
	Fanaswadi ...	7	1	1	4	45	5	16	...	4	17	20	...	51	161	15	...
	Bhuleswar ...	12	3	22	4	4	1	4	14	9	...	55	136	2	...	
D	Khara Talao ...	5	1	4	1	...	52	7	7	...	5	8	9	...	43	238	40	...
	Kumbharwada ...	2	...	2	2	61	5	3	...	1	4	1	...	43	145	24	...	
	Khetwadi ...	2	1	81	6	8	1	1	3	2	...	36	238	22	1	
	Girgaum ...	12	...	2	...	1	1	8	70	7	10	...	5	1	17	1	36	194	24	...
E	Chowpati ...	3	1	2	5	1	...	37	4	8	...	6	8	11	...	31	171	28	2	
	Walkeshwar ...	5	6	18	4	1	3	3	3	8	...	12	74	11	...	
	Mahalakshmi ...	9	2	1	...	11	4	8	1	1	6	5	...	14	59	8	...	
	Mazagon ...	5	...	1	1	9	1	...	54	3	11	1	5	12	12	2	35	162	23	...
F	Tarwadi ...	5	1	5	28	1	4	...	2	7	8	...	15	270	33	5	
	2nd Nagpada ...	3	...	1	6	44	9	7	2	2	9	7	...	13	360	45	...	
	Kamathipura ...	2	...	1	65	6	1	1	1	2	5	...	7	204	37	...	
	Tardeo ...	2	2	2	1	75	6	4	1	...	2	6	...	47	275	41	1	
G	Byculla ...	6	4	3	...	1	...	6	2	...	26	7	5	6	6	1	4	238	44	...
	1st Nagpada ...	11	3	2	...	1	3	16	...	1	87	8	11	...	2	13	18	...	80	702	105	1
	Parel ...	1	2	3	13	2	1	2	3	...	2	47	10	...
	Sewri ...	8	2	3	...	1	1	5	...	1	57	10	11	...	2	8	13	...	24	394	40	...
G	Sion ...	1	...	1	...	2	...	1	...	5	3	1	1	5	...	14	198	13	...	
	Mahim ...	17	6	6	...	1	3	7	...	1	50	5	12	2	6	13	13	...	88	448	41	...
	Worli ...	9	2	4	3	...	1	27	6	6	1	2	8	8	...	72	364	23	1	
	Harbour, Docks, Railways and Unknown.	10	6	9	...	1	3	11	1	2	56	9	14	1	2	5	17	1	156	776	34	1
TOTAL	11	1	2	1	3	...	100	16	20	...	1	8	13	...	7	80	19	...	
TOTAL	186	31	45	...	11	25	130	11	12	1,372	194	214	20	71	206	281	6	944	7,260	892	14	

* The Classification Numbers are the same and have the same application as those used in the Short List of causes of death.

and Sections in 1931.

Diarrhoea and Enteritis (115-114).	23	24	25	26	27	28	29	30	31											32	Still-born.	TOTAL
									OTHER DEFINED DISEASES.													
									A	B	C	CC	D	E	F	G	H	I	K			
Plague (17).	Kala-Azar (24A).	Malaria (5a & b)	Ague and Remittent Fever (5c).	Relapsing Fever (3).	Fever not defined (20b: 2a)	Cholera (14).	Dysentery (16)	Leprosy (20).	Other Defined Diseases.	Causes ill-defined or unknown (304-306).												
1	7	1	1	1	8	3	8	48	
11	2	1	3	1	4	32	1	7	1	5	..	53	6	25	285	
2	...	1	1	..	1	1	...	2	2	7	...	3	30	
22	2	3	10	1	1	60	4	16	4	18	..	5	1	4	..	115	13	42	589	
5	1	1	4	1	2	25	3	10	1	1	3	8	1	4	8	22	277	
15	3	3	3	49	2	14	3	...	3	16	..	3	2	5	..	134	8	34	610	
13	4	..	31	1	6	2	...	1	5	..	1	2	5	..	112	8	24	426	
56	1	2	12	11	1	110	4	21	1	...	3	59	..	5	2	25	1	305	18	90	1,320	
17	4	33	1	8	14	..	2	..	1	1	57	7	23	303	
17	...	2	11	..	8	54	1	16	2	9	..	3	1	8	..	128	12	34	533	
36	...	3	18	..	4	82	3	15	8	9	..	13	5	16	..	183	17	73	769	
21	2	8	13	1	2	76	2	3	4	4	..	8	..	12	..	122	10	39	665	
22	...	3	2	5	3	58	1	14	17	..	2	9	6	..	202	10	56	774	
9	1	1	5	2	6	55	...	6	3	6	3	..	160	4	41	544	
11	...	1	4	2	1	30	3	6	2	20	2	..	175	14	55	668	
19	3	2	19	4	4	71	3	21	1	...	3	8	..	4	2	16	..	201	15	72	785	
22	2	8	7	2	4	73	2	10	3	9	..	6	..	11	..	185	10	72	667	
15	...	2	6	1	2	18	...	8	1	...	2	6	..	2	..	7	..	79	7	26	304	
12	2	1	1	39	...	11	1	5	..	4	2	8	..	51	5	82	271	
25	1	...	10	7	4	90	2	14	3	12	..	3	4	12	..	159	8	69	691	
32	1	2	4	4	3	67	2	20	7	40	..	6	8	15	..	114	10	72	719	
36	...	3	6	5	2	110	3	11	3	...	8	79	..	9	2	5	..	162	5	83	947	
5	3	..	2	72	2	12	1	...	3	35	1	2	..	139	11	34	610	
31	1	2	5	5	6	128	1	12	11	48	1	5	..	294	8	68	1,023	
30	7	4	2	75	2	14	2	48	..	4	..	12	..	233	13	69	814	
87	1	1	11	8	9	359	8	23	7	209	..	17	12	13	..	441	17	185	2,282	
7	1	17	3	3	4	..	1	..	4	..	38	1	14	165	
40	...	8	9	2	3	160	5	22	9	...	12	105	..	13	4	36	..	210	15	134	1,228	
43	...	1	..	2	..	119	2	11	4	84	..	2	1	11	..	95	4	48	624	
94	2	3	10	3	10	172	8	24	5	124	..	65	..	39	70	278	30	13	1,608	
36	2	9	18	5	6	190	4	21	1	143	..	12	8	44	..	268	16	120	1,324	
64	1	7	12	4	6	446	5	47	21	265	..	5	9	53	..	657	27	260	2,744	
27	..	2	13	5	1	31	7	55	8	1	1	22	..	108	48	85	612	
883	24	68	229	93	105	2,980	88	484	24	...	131	1,398	...	197	80	412	73	5,518	87	2,134	25,107	

Adapted by the Registrar-General and the Local Government Board. The Numbers following the causes of death are the corresponding Numbers in Detailed List.

COMPARATIVE TABLE of BIRTHS and DEATHS from some of the PRINCIPAL CAUSES during 1931 and the preceding 10 years.

YEAR.	Births (excluding still-births.)		Total Deaths.		Plague.		Small-pox.		Measles.		Cholera.		Influenza.		Enteric Fever.		Malaria.		Ague and Remittent Fever.		Tuberculosis.		Diarrhoea, Enteritis and Dysentery.		Respiratory Diseases.		Deaths under 1 year.		Deaths of Children (1 to 5 years.)		Still-born.
	No. Registered.	Rate per 1,000.	No. Registered.	Rate per 1,000.	No. Registered.	Rate per 1,000.	No. Registered.	Rate per 1,000.	No. Registered.	Rate per 1,000.	No. Registered.	Rate per 1,000.	No. Registered.	Rate per 1,000.	No. Registered.	Rate per 1,000.	No. Registered.	Rate per 1,000.	No. Registered.	Rate per 1,000.	No. Registered.	Rate per 1,000.	No. Registered.	Rate per 1,000.	No. Registered.	Rate per 1,000.	No. Registered.	Rate per 1,000.	No. Registered.	Per cent. of Total Deaths.	
1921 ...	19,125	16.8	53,609	45.6	811	0.7	406	0.3	201	0.2	70	0.1	1,389	1.2	152	0.1	545	0.5	4,234	3.6	1,614	1.4	4,957	4.2	21,982	18.7	12,751	666.7	7,396	13.8	2,082
1922 ...	20,452	17.0	37,297	31.1	632	0.5	61	0.1	23	0.0	15	0.0	528	0.4	123	0.1	485	0.4	2,703	2.2	1,473	1.2	3,729	3.1	13,614	11.3	8,236	402.7	4,874	13.1	1,916
1923 ..	20,995	17.2	37,959	31.1	1,329	1.1	479	0.4	142	0.1	189	0.1	250	0.2	127	0.1	403	0.3	2,692	2.2	1,371	1.1	3,805	2.7	14,099	11.5	8,632	411.1	5,240	13.8	1,942
1924 ...	21,838	17.6	38,774	31.3	409	0.3	1,242	1.0	199	0.2	34	0.0	118	0.1	172	0.1	488	0.4	2,679	2.2	1,568	1.3	3,569	2.9	14,410	11.6	9,156	419.3	6,019	15.5	1,821
1925 ...	20,268	16.1	31,968	23.4	174	0.1	570	0.4	152	0.1	12	0.0	94	0.1	156	0.1	581	0.5	2,337	1.8	1,404	1.1	2,504	2.0	12,151	9.6	7,212	355.8	4,994	15.6	1,716
1926 ...	21,068	16.5	31,991	25.0	56	0.0	480	0.4	136	0.1	5	0.0	90	0.1	135	0.1	635	0.5	2,004	1.6	1,755	1.4	2,332	1.8	11,901	9.3	8,200	369.2	5,343	16.7	1,676
1927 ...	21,685	16.7	27,633	21.3	207	0.2	842	0.6	96	0.1	82	0.1	79	0.1	146	0.1	365	0.2	1,633	1.2	1,748	1.3	1,483	1.1	9,949	7.6	6,857	316.2	4,275	15.5	1,740
1928 ...	24,017	18.5	27,312	21.0	257	0.2	597	0.4	86	0.1	34	0.0	79	0.1	187	0.1	295	0.2	1,431	1.1	1,764	1.3	1,167	0.9	10,468	8.1	7,468	310.9	4,060	14.7	1,828
1929 ..	24,220	18.6	26,555	20.4	29	0.0	1,135	0.9	113	0.1	8	0.0	63	0.0	170	0.1	216	0.2	1,540	1.2	1,530	1.2	1,226	0.9	9,550	7.4	7,225	298.3	4,607	17.4	1,860
1930 ...	25,329	19.5	27,552	21.2	29	0.0	1,677	1.3	136	0.1	40	0.0	75	0.1	188	0.1	195	0.2	1,541	1.2	1,450	1.1	1,470	1.1	9,708	7.5	7,506	296.3	5,090	18.5	2,013
Average of 1921-1930.	21,900	17.5	34,065	27.1	393	0.3	749	0.6	128	0.1	49	0.0	276	0.2	152	0.1	421	0.3	2,279	1.8	1,567	1.2	2,574	2.0	12,783	10.1	8,324	380.1	5,190	15.2	1,873
Average of 1926-1930.	23,264	18.0	28,209	22.6	116	0.1	946	0.9	113	0.1	34	0.0	77	0.1	155	0.1	341	0.3	1,630	1.2	1,647	1.3	1,536	1.2	10,314	8.0	7,451	320.3	4,675	16.6	1,831
1931 ...	27,204	23.4	25,105	21.6	24	0.0	31	0.0	45	0.0	80	0.1	130	0.1	186	0.2	131	0.1	1,398	1.2	1,566	1.3	1,295	1.1	9,096	7.8	7,401	272.0	3,920	15.6	2,164

Table No. 12.
TABLE OF DEATHS by Causes and Months in 1931.

Classification No.	SPECIFIC CAUSES OF DEATH.	January.	February.	March.	April.	May.	June.	July.	August.	September.	October.	November.	December.	TOTAL.
<i>GENERAL DISEASES.</i>														
<i>I—Epidemic, Endemic, and Infectious Diseases.</i>														
1	Enteric fever	11	6	7	17	17	26	11	22	17	23	14	15	186
2	Typhus fever
3	Relapsing fever ("Spirillum Obermeieri")
4	Mediterranean fever	1	1
5: a: b	Malaria	13	7	10	8	10	9	6	18	13	22	9	6	131
5: c	Remittent fever	102	75	84	133	138	82	115	150	132	123	139	125	1,398
6	Small-pox	3	2	5	6	3	1	7	..	1	..	1	2	31
7	Measles	4	3	7	11	9	2	1	1	2	2	1	2	45
8	Scarlet fever
9	Whooping cough	2	1	3	..	2	..	2	1	..	11
10	Diphtheria	1	2	..	5	2	4	1	3	4	3	25
11	Influenza	4	2	1	15	20	13	12	29	14	6	6	8	130
12	Miliary fever
13	Mumps	1	1	2
14	Asiatic Cholera	9	2	21	31	8	4	5	..	80
15	<i>Cholera nostras</i> *
16	Dysentery	26	29	20	23	28	24	59	53	57	46	28	19	412
17	Plague	1	1	3	11	6	1	1	..	24
18	Yellow fever
19	Spirochaetosis ictero-haemorrhagica	1	1
20	Leprosy	6	4	3	4	3	4	5	11	11	11	5	6	73
21	Erysipelas	1	2	2	2	1	1	..	1	1	5
22: 1	Acute poliomyelitis	1	1
22: 2	Acute polioencephalitis	1	1	11
23	Encephalitis lethargica	2	2	1	2	3	1	12
24	Meningococcal meningitis	1	1	..	2	..	1	1	1	1	1	1	2	12
24A	Kala Azar
25: b	Other epidemic and endemic diseases	1	1	2
26	Glanders
27	Anthrax	1	1	1	2	..	1	..	6
28	Rabies	1	1	1	..	5	13	10	11	14	139
29	Tetanus	10	10	13	12	15	15	5	13	10	11	14	11	139
29	Tetanus	10	10	13	12	15	15	5	13	10	11	14	11	139
30: 1	Actinomycosis	1	1
30: 2: a	Sprue	6	9	7	8	5	2	9	10	17	5	5	8	91

* No deaths are classified under this Head which is applicable only to Great Britain.

Table No. 12—*contd.*TABLE of DEATHS by Causes and Months in 1931—*contd.*

Classification No.	SPECIFIC CAUSES OF DEATH.	January.	February.	March.	April.	May.	June.	July.	August.	September.	October.	November.	December.	TOTAL.
	<i>I—Epidemic, Endemic, and Infectious Diseases—contd.</i>													
30:2:b	Other mycoses	1	1
31	Tuberculosis of the Respiratory system	120	103	114	122	113	112	123	126	121	99	117	102	1,372
32	Tuberculosis of central nervous system	6	1	4	3	7	2	3	3	2	5	1	37
33	Tuberculosis of intestines and peritoneum	8	3	4	6	9	6	12	6	7	12	12	14	99
34	Tuberculosis of vertebral column	1	3	1	..	1	1	2	3	..	12
35	Tuberculosis of joints	1	1	..	2	..	1	1	6
36	Tuberculosis of other organs	4	2	..	1	5	1	1	3	3	3	4	2	29
37	Disseminated tuberculosis ..	2	1	2	1	..	1	1	3	11
38	Syphilis	5	3	3	4	1	..	5	4	2	2	29
39	Soft chancres	1	1
40:1	Gonococcal infection (ophthalmia excepted)	1	1	..	1	3
40:2	Gonorrhœal or purulent ophthalmia
41	Purulent infection, Septicæmia	8	5	11	7	8	11	12	11	16	21	16	13	139
42:1	Vaccinia	1	1
42:2	Other general diseases	1	1	..	2
	<i>II—General Diseases not included in I.</i>													
43	Cancer of the Buccal cavity ..	1	2	2	..	2	5	2	3	2	..	2	3	24
44	Cancer of the Pharynx, œsophagus, stomach, liver and annexa	5	4	10	5	4	3	4	1	4	..	11	4	55
45	Cancer of the Peritoneum, intestines and rectum ..	2	1	..	1	1	2	1	1	4	3	1	2	19
46	Cancer of the Female genital organs	2	..	2	3	4	2	1	1	3	1	2	..	21
47	Cancer of the Breast	1	1	1	..	1	..	1	1	4	1	11
48	Cancer of the Skin	1	..	1	1	1	1	5
49	Cancer of the Other or unspecified organs	8	1	9	10	9	8	11	6	1	6	5	5	79
50	Tumours not returned as malignant (brain and female genital organs excepted)	1	1	1	..	1	2	1	2	9
51	Rheumatic fever	3	..	2	5	2	2	2	2	2	20
52:1	Chronic Rheumatism, chronic arthritis	2	2	..	1	..	1	1	7
52:2	Rheumatoid arthritis, osteoarthritis	1	1	1	3

Table No. 12—contd.

TABLE of DEATHS by Causes and Months in 1931—contd.

Classification No.	SPECIFIC CAUSES OF DEATH.	January.	February.	March.	April.	May.	June.	July.	August.	September.	October.	November.	December.	TOTAL.
	<i>III—Diseases of the Nervous System and Sense Organs—contd.</i>													
73	Other diseases of the spinal cord	2	1	..	1	1	1	6
74:a:1	Cerebral Hæmorrhage so returned	3	5	7	13	8	6	9	9	6	5	2	5	78
74:a:2	Apoplexy (lesion unstated) ..	1	1	..	2	3	..	3	1	1	2	..	1	15
74:b:1	Cerebral embolism	1	1	1	3
74:b:2	Cerebral thrombosis	4	..	2	2	2	4	3	17
75:a	Hemiplegia of unstated origin	7	6	8	1	5	8	8	8	8	12	11	11	93
75:b	Other forms of paralysis of unstated origin	6	5	7	4	4	3	6	2	3	7	6	5	58
76	General paralysis of the insane	1	1	2
77	Other forms of insanity	1	1
78	Epilepsy	1	1	1	2	3	1	1	..	1	1	1	2	15
79	Convulsions (non-puerperal, 5 years and over)	1	2	1	1	..	1	6
80	Infantile convulsions (under 5 years of age)	42	41	50	68	57	66	61	77	57	55	67	54	695
81	Chorea
82:1	Hysteria, Neuralgia
82:2	Neuritis
83	Cerebral softening
84:1	Idiocy, Imbecility
84:2	Cerebral tumour	2	2	1	1	..	2	2	10
84:3	Disseminated sclerosis	2	1	1	..	4
84:4	Paralysis agitans	1	1
84:5	Other diseases of the Nervous System	1	2	3	3	2	1	15
85	Diseases of the eye and annexa	1	1	2
86:1	Diseases of the mastoid sinus.	..	1	..	1	..	1	1	2	1	5
86:2	Other diseases of the ear	1	..	1	1	3
	<i>IV—Diseases of the Circulatory System.</i>													
87	Pericarditis	1	..	1	1	1	1	4
88:1-2	Acute endocarditis	1	1	2	2	3	2	..	3	1	2	15
88:3	Acute myocarditis	1	2	1	1	1	1	1	7
89	Angina pectoris	4	5	8	3	8	4	3	2	6	7	5	4	55
90:1-4	Valvular Heart Disease	4	4	3	2	4	3	6	2	9	10	7	7	66

Table No. 12—contd.
TABLE of DEATHS by Causes and Months in 1931—contd.

Classification No.	SPECIFIC CAUSES OF DEATH.	January.	February.	March.	April.	May.	June.	July.	August.	September.	October.	November.	December.	TOTAL.
	<i>IV—Diseases of the Circulatory System—contd.</i>													
90:5	Fatty Heart	2	1	..	1	2	3	1	..	10
90:6	Dilatation of heart (cause unspecified)	1	2	2	6	..	4	..	1	2	..	18
90:7	Other or unspecified myocardial disease	1	1	3	3	..	5	5	2	9	6	35
90:8	Disordered action of the heart	3	1	4
90:9	Heart disease (unspecified) ..	7	4	4	9	9	5	6	5	3	3	3	6	64
91:a	Aneurysm of the Arteries ..	1	3	1	3	3	3	2	..	1	2	19
91:b:1	Arterio-sclerosis with cerebral vascular lesion
91:b:2	Arterio-sclerosis without record of cerebral vascular lesion	1	1	1	1	1	1	..	6
91:c	Other diseases of the arteries	1	1
92	Embolism and Thrombosis (not cerebral)	2	..	1	2	1	..	1	1	1	1	..	10
93	Diseases of the veins	1	1	2	3	2	1	1	11
94	Diseases of the lymphatic system	1	..	2	1	4
95	Hæmorrhage without stated cause	2	..	1	1	1	2	..	1	..	8
96	Other diseases of the circulatory system	1	1
	<i>V—Diseases of the Respiratory System.</i>													
97	Diseases of the nasal fossæ and annexa	1	1
98	Disease of the larynx	1	1	1	1	1	5
99:a	Acute bronchitis	1	2	1	1	2	1	..	2	3	3	2	1	19
99:b	Chronic bronchitis	49	55	51	49	50	47	39	51	46	54	50	36	577
99:c	Bronchitis not defined	22	22	19	20	38	29	24	42	35	16	44	37	348
100	Broncho-pneumonia	253	249	301	448	487	353	398	588	416	335	308	307	4,443
101:a	Lobar Pneumonia	26	18	26	29	32	25	20	34	20	20	24	25	299
101:b	Pneumonia (not otherwise defined)	189	176	190	269	238	206	225	296	199	183	192	155	2,518
102:1	Empyema	2	1	1	3	1	1	9
102:2	Other Pleurisy	3	2	1	..	1	3	1	2	2	..	1	..	16
103	Congestion and hæmorrhagic infarct of lung	8	8	3	5	1	11	4	4	6	4	9	8	71
104	Gangrene of the lung	1	1
105	Asthma	65	62	68	72	53	48	46	84	61	67	62	76	764
106	Pulmonary emphysema	1	..	1	1	1	1	1	6
107	Other diseases of the respiratory system	1	2	1	4	1	..	3	..	2	2	1	2	19

Table No. 12—contd.

TABLE of DEATHS by Causes and Months in 1931—contd.

Classification No.	SPECIFIC CAUSES OF DEATH.	January.	February.	March.	April.	May.	June.	July.	August.	September.	October.	November.	December.	TOTAL.
	<i>VI—Diseases of the Digestive System.</i>													
108:1	Diseases of the teeth and gums	1	1	2
108:2	Ludwig's angina	1	1	1	3
108:3	Other diseases of the buccal cavity
109:1	Tonsillitis, Adenoid vegetations	1	1	1	3	..	6
109:2	Other diseases of the pharynx	1	..	1	2
110	Diseases of the œsophagus	1	1	1	3
111	Ulcer of the stomach or duodenum	1	1	3	1	1	..	1	3	1	2	14
112	Other diseases of the stomach	1	4	2	2	2	3	1	1	1	17
113, 114	Diarrhœa and enteritis	49	43	44	70	81	67	104	137	109	69	60	50	883
115	Ankylostomiasis	1	1	1	..	3
116	Diseases due to other intestinal parasites	1	2	1	1	1	1	1	..	1	..	9
117	Appendicitis	2	1	3	1	4	4	1	3	..	1	1	3	24
118: a	Hernia	2	1	1	2	1	4	..	3	1	1	1	4	21
118: b	Intestinal obstruction	2	..	2	1	3	4	4	4	5	2	4	3	34
119	Other diseases of the intestines	2	..	2	2	1	1	1	4	3	..	16
120	Acute yellow atrophy of the liver	1	1	1	1	..	1	..	5
121	Hydatid tumour of the liver	1	2	3
122	Cirrhosis of the liver	6	6	9	6	5	4	5	4	5	5	5	6	66
123	Biliary calculi	1	..	1
124: a	Abscess of the liver	1	1	2	4	2	..	4	4	1	19
124: b	Other diseases of the liver	6	10	8	5	7	6	7	12	11	10	6	6	94
125	Diseases of the pancreas
126	Peritonitis without stated cause	1	..	4	3	6	3	2	3	8	4	..	2	36
127	Other diseases of the digestive system	1	1
	<i>VII—Non-Veneral Diseases of the Genito-Urinary System and Anæmia.</i>													
128	Acute nephritis (including unspecified under 10 years of age)	1	1	2	1	1	6	3	2	5	2	2	1	27
129	Chronic nephritis (including unspecified over 10 years of age)	17	15	22	16	15	11	18	16	17	24	13	18	202

Table No. 12—contd.
TABLE of DEATHS by Causes and Months in 1931—contd.

Classification No.	SPECIFIC CAUSES OF DEATH.	January.	February.	March.	April.	May.	June.	July.	August.	September.	October.	November.	December.	TOTAL.
	<i>XIV—External Causes— contd.</i>													
	<i>(a) Suicide 165-174.</i>													
171	By cutting or piercing instruments	2	2	..	1	..	1	2	..	1	9
172	By jumping from high place	1	1	2
173	By crushing	1	1
174	By other means	1	1	2	1	5
	<i>(b) Violent deaths excluding suicide and homicide. (175-196 ; 201-203).</i>													
175	Food poisoning	2	1	..	3
176	Poisoning by venomous animals
177	Other acute accidental poisoning (not by gas)	1	1	..	2	..	1	..	1	1	1	8
178	Conflagration
179	Accidental burns (conflagration excepted)	9	12	7	4	7	2	5	3	8	1	10	10	78
180	Accidental mechanical suffocation	2	1	3
181	Accidental absorption of irrespirable or poisonous gas	1	1
182	Accidental drowning	1	1	1	4	1	6	6	6	3	5	2	3	39
	<i>(c) Accidental injury.</i>													
183	By firearms	3	3
184	By cutting or piercing instruments
185	By fall	1	3	5	2	1	1	13
186	In mining and quarrying
187	By machinery
188	By other forms of crushing (road vehicles, on railways, etc.)	2	3	2	3	2	1	2	2	1	3	1	2	24
189	Injury by animals (poisoning by venomous animals excepted)	1	1
190	Wounds of War
191	Executions of civilians by belligerent armies	4	4	20
192	Hunger or thirst	3	4	..	1	3	1	1
193	Excessive cold	1	5
194	Excessive heat	2	1	2
195	Lightning
196	Electricity (lightning excepted)	2	2	2	1	..	7

Table No. 12—concluded.

TABLE of DEATHS by Causes and Months in 1931—concluded.

Classification No.	SPECIFIC CAUSES OF DEATH.	January.	February.	March.	April.	May.	June.	July.	August.	September.	October.	November.	December.	TOTAL.
	<i>XIV—External Causes— contd.</i>													
	<i>(d) Homicide (197-199).</i>													
197	By firearms
198	By cutting or piercing instruments	1	1	7	2	3	4	6	3	..	3	1	4	35
199	By other means	1	1	4	2	2	..	1	1	2	3	17
200	Infanticide (under 1 year)	2	2
201	Fracture (cause not specified).. .. .	9	11	11	11	14	7	20	6	8	17	5	6	125
202 : 1	Execution
202 : 2	Other and unstated forms of accidental violence ..	8	5	6	4	2	2	2	2	8	3	..	8	50
203	Violent deaths of unstated nature	7	3	4	1	3	2	6	6	..	5	6	6	49
	<i>XV—Ill-defined diseases.</i>													
204	Sudden death..	1	1	2
205 : 1	Heart-failure (age 1-70) ..	19	22	24	25	27	19	13	12	15	17	17	14	224
205 : 2 : a	Fever not defined	11	13	10	22	24	25	15	18	17	23	13	6	197
205 : 2 : b	Other ill-defined causes ..	13	11	10	7	9	6	12	18	12	10	7	8	123
205 : 3	Cause not specified	1	3	4	2	4	5	6	3	4	3	2	1	38

TABLE of DEATHS among Infants by Causes Months and Ages in 1931.

Cause of Deaths.	Total.	Months.												Ages.			
		January.	February.	March.	April.	May.	June.	July.	August.	September.	October.	November.	December.	Under 1 week.	1 to 4 weeks.	4 weeks to 6 months.	6 to 12 months.
		5 A & B Malaria	5	1	...	1	2	1
6a Ague and Remittent Fever	126	7	6	3	15	24	9	12	16	9	12	7	8	1	...	43	82
6 Small-pox	3	1	1	1	1
7 Measles	15	1	1	2	4	3	1	...	2	1	2	13
8 Scarlet Fever
9 Whooping Cough	3	...	1	1	...	1	1	2
10 Diphtheria and Croup	8	1	2	2	...	1	...	3	8
11 Influenza	23	4	6	...	5	5	3	8	15
14 Cholera
16 Dysentery	34	2	4	...	1	4	...	8	3	7	2	1	2	1	...	9	24
17 Plague	1	1	1
24 Meningococcal Meningitis
31 Phthisis (Pulmonary Tuberculosis)	4	1	...	1	1	...	1	2	2
32-37 Other Tuberculosis Diseases	2	1	1	2
38 Syphilis	6	2	3	...	1	2	4	...
56 Bickets	245	5	11	14	26	23	19	35	39	32	19	20	14	88	187
80 Convulsions	620	39	38	40	52	50	61	61	67	54	54	64	50	68	108	300	144
99 Bronchitis	121	10	19	4	5	14	8	6	8	12	5	23	14	2	3	36	80
100-101 Pneumonia (all forms)	2,515	135	133	169	250	278	234	352	346	244	175	176	143	13	32	631	1,559
112-1 Gastritis
113-111 Diarrhoea and Enteritis	866	12	18	14	24	34	34	54	69	34	23	24	21	8	49	146	163
159-3 Congenital Malformation	9	...	1	1	2
161-1 Premature Birth	702	46	57	38	38	33	38	61	65	87	75	81	63	605	91	5	1
160-1 Atrophy, Debility and Marasmus	2,383	164	142	135	163	141	130	196	243	243	278	220	228	639	755	560	118
162-2 Atelectasis	6	1	1	...	2	...	1	1	6
180 Suffocation Over-Lying
205-2A Fever not defined	72	3	3	3	12	6	12	7	6	6	6	8	...	1	7	27	37
Other Causes	240	13	26	16	16	25	21	11	15	24	29	16	13	108	23	58	76
Total.	7,401	413	452	432	613	312	505	711	906	750	689	843	585	1,649	1,083	2,073	2,596

TABLE of DEATHS by Causes of deaths by

Causes of Deaths.	Jains.		Brahmins.		Lingait.		Bhatias.		Banias.		Hindus of other Caste.		Hindus, Low Caste.		Musulmans.	
	Male.	Female	Male.	Female	Male.	Female	Male.	Female	Male.	Female	Male.	Female	Male.	Female	Male.	Female
1 Enteric	4	3	13	4	2	2	4	4	45	30	3	1	18	10
2 Small-pox	1	...	4	12	10	2	1
3 Measles	3	1	...	2	11	13	2	9	1	1
4 Scarlet Fever
5 Whooping Cough	2	1	1	2	1	...
6 Diphtheria	2	1	3	1	3	2	4	2
7 Influenza	2	1	4	3	2	1	23	22	4	3	12	2
8 Encephalitis Lethargica	1	...	1	2	1	3	...
9 Meningococcal Meningitis	1	1	...	1	7	1
10 Tuberculosis of Respiratory System.	11	7	20	32	6	3	2	4	10	13	331	256	34	35	237	230
11 Other Tuberculous Diseases	2	5	8	4	4	1	9	4	36	36	6	9	18	27
12 Cancer, Malignant Disease	6	...	8	2	...	1	7	...	54	15	3	1	36	13
13 Rheumatic Fever...	3	6	1	...	1	3
14 Diabetes	2	1	5	1	1	14	6	...	1	10	1
15 Cerebral Haemorrhage	2	...	8	3	1	...	7	2	40	18	4	8	24	10
16 Heart Disease	8	...	8	9	1	...	3	1	11	3	59	23	3	3	47	12
17 Arterio-Sclerosis	2	1	...
18 Bronchitis	4	1	14	26	7	4	1	7	23	29	245	199	68	91	106	93
19 Pneumonia (all forms)	114	75	208	128	43	45	16	7	103	81	1,922	1,435	645	609	798	652
20 Other Respiratory Diseases	12	5	16	8	2	1	6	2	5	7	223	156	63	55	168	109
21 Ulcer of Stomach	1	...	1	6	1	...	1	1	1
22 Diarrhoea and Enteritis	7	6	19	23	3	2	2	1	16	11	189	157	43	42	69	73
23 Appendicitis	1	1	1	9	2	8	...
24 Cirrhosis of Liver	1	7	5	..	1	1	...	1	2	20	6	8	1	7	1
25 Acute and Chronic Nephritis	3	3	4	4	...	1	1	2	4	3	53	38	4	2	26	9
26 Puerperal Sepsis	1	...	2	...	3	2	...	41	...	6	...	27
27 Other Accidents and Diseases of Pregnancy and Parturition.	...	3	...	11	3	...	37	...	11	...	32
28 Congenital Debility and Malformation, Premature Births	16	16	64	53	30	19	4	3	28	36	838	634	298	224	264	200
29 Suicide	1	...	3	2	1	...	1	..	4	1	30	8	5	8	16	1
30 Other Deaths from Violence	6	5	16	10	1	1	2	1	6	10	160	80	20	11	82	21
A. Plague	1	9	1	2	2	7	5
B. Kala Azar
C. Malaria	3	...	8	2	1	1	1	...	34	23	5	6	10	10
CC. Ague and Remittent Fever.	2	7	14	18	8	14	..	4	4	4	348	324	171	170	116	170
D. Relapsing Fever
31 E. Fever not defined	5	3	7	8	1	1	...	8	27	31	28	25	18	1
F. Cholera	1	...	10	1	1	22	20	3	4	4	...
G. Dysentery	5	1	15	7	1	2	2	93	56	37	43	50	1
H. Leprosy	1	1	1	...	81	20	7	1	3	...
K. Other defined Diseases	62	46	119	141	82	49	16	35	75	84	1,041	1,218	287	360	668	71
32 Causes ill-defined or unknown	10	1	14	...	2	...	2	2	11	3	96	38	11	10	73	3
Still born	18	11	63	5	14	13	11	7	25	31	579	437	157	133	208	16
Total { Males	295	...	621	...	140	...	63	...	335	...	6,038	...	1,762	...	2,892	...
Total { Females	194	...	5	...	148	...	75	...	316	...	4,956	...	1,743	...	2,48
Total { Persons	489	...	1,136	...	288	...	138	...	651	...	10,994	...	3,505	...	5,38	...

Sex and Caste. Annual Report for 1931.

Parsees.		Jews.		Indian Christians.		Anglo-Indians.		Europeans.		Buddhist.		Other and unknown Caste.		All Races.		
Male.	Female.	Male.	Female.	Male.	Female.	Male.	Female.	Male.	Female.	Male.	Female.	Male.	Female.	Males.	Females.	Persons.
13	6	4	3	17	5	4	2	3	1	125	61	186
...	1	14	17	31
1	1	1	18	27	45
...
1	1	2	6	5	11
...	1	1	2	...	2	...	1	13	12	25
13	11	4	...	4	9	1	2	2	76	54	130
1	1	...	1	8	3	11
...	1	8	4	12
17	18	6	3	53	31	7	...	2	...	4	740	632	1,372
2	2	1	...	9	7	1	1	...	1	97	97	194
16	22	14	7	2	...	5	2	...	1	150	64	214
1	5	6	14	20
7	16	2	3	1	41	30	71
25	13	2	2	24	9	1	6	1	1	139	67	206
28	22	...	3	14	12	3	...	4	4	189	92	281
2	1	6	...	6
4	4	1	...	9	6	...	2	482	462	944
56	46	9	19	121	96	12	10	7	2	...	2	4,054	3,207	7,261
12	16	1	2	14	5	...	2	2	524	368	892
...	2	11	3	14
28	31	3	7	70	69	7	2	1	1	1	...	458	425	883
...	...	1	...	2	2	...	1	1	17	7	24
1	3	1	1	...	3	1	47	19	66
15	25	1	2	13	11	1	4	145	104	229
...	4	7	93	93
...	2	6	105	105
24	20	10	10	101	80	3	3	2	3	2	1,687	1,303	2,990
4	...	2	...	2	...	1	...	1	71	15	86
20	1	9	8	1	1	5	3	5	330	154	484
...	19	5	24
...
5	2	...	2	5	7	1	2	1	...	1	1	75	56	131
2	2	...	4	5	12	1	673	725	1,398
...
13	4	2	...	6	5	1	103	94	197
...	2	6	1	4	43	87	80
20	13	8	6	9	18	2	4	2	1	243	169	412
...	4	3	47	26	73
112	120	16	20	130	124	15	15	7	4	4	1	4	2	2,588	2,930	5,518
22	9	...	1	13	15	2	...	2	2	3	3	261	125	386
31	22	10	7	76	40	5	1	3	6	14	12	1,212	952	2,164
464	...	72	...	659	...	73	...	59	...	10	...	11	...	13,404
...	4:6	...	87	...	570	...	58	...	28	...	6	...	12	...	11,611	...
880	...	159	...	1,229	...	131	...	80	...	16	...	23	...	25,105

TABLE showing by Race the Rate of Mortality per 1,000 of Population from different Causes of Deaths in 1931.

Race or Caste.	Small-pox.	Measles.	Plague.	Scarlet Fever.	Kala-Azar.	Enteric Fever.	Malaria.	Ague and Remittent Fever.	Relapsing Fever.	Influenza.	Cholera.	Diarrhoea and Enteritis.	Dysentery.	Tuberculous Diseases.	Respiratory Diseases.	Accidents.	All other Causes.	Total.
Hindus, Low Caste	0.1	0.1	3.3	0.8	0.7	0.8	1.1	0.1	26.5	33.9
Hindus, of all other Castes	0.1	0.1	1.4	0.6	0.2	1.1	0.6	15.2	19.5
Hindus, all Caste	0.1	0.1	1.3	0.6	0.3	1.1	0.6	16.7	21.4
Mussalmans	0.1	1.3	0.6	0.3	2.4	1.3	0.1	19.0	25.7
Parsees	0.3	0.1	0.4	1.0	0.5	0.6	0.4	11.4	15.2
Jews	0.8	0.2	0.4	0.4	0.11	1.6	0.11	0.3	12.1	18.4
Christians	0.3	0.1	0.2	0.2	0.1	2.1	0.4	1.5	0.2	18.4	19.1
Anglo-Indians	0.8	0.4	0.4	0.1	1.2	0.8	1.2	0.2	13.0	18.6
Europeans	0.4	0.1	0.2	0.4	0.8	0.3	0.3	0.2	6.1	8.4
Buddhists	1.2	0.6	3.0	4.9	9.8
Other and Unknown Caste	0.9	19.8	20.7
TOTAL	0.2	0.1	1.2	0.1	0.7	0.3	1.3	0.7	0.3	16.5	21.6

Deaths in different Hospitals from Principal Causes in

Serial No.	HOSPITALS.	1	2	3	4	5	6	7	8	9	10	11	12	13	14	15	16	17	18	19	20
		Enteric Fever (1).	Small-pox (6).	Measles (7).	Scarlet Fever (8).	Whooping Cough (9).	Diphtheria and Croup (10).	Influenza (11).	Encephalitis Lethargica (23).	Meningococcal Meningitis (24).	Tuberculosis Respiratory System (31).	Other Tuberculous Diseases (32-37).	Cancer, Malignant Disease (43-49).	Rheumatic Fever (51).	Diabetes (57).	Cerebral Haemorrhage (74,75a).	Heart Disease (87-90).	Arterio-Sclerosis (91b).	Bronchitis (99).	Pneumonia (all forms) (100-101).	Other Respiratory Diseases (97, 98, 102-107).
1	Adams Wylie Memorial Hospital.	34	3	1	1	2	...	6	23	1
2	Albless Cama Hospital	...	4	1	4	6	2	...	1	5	2	...	1	11	1
3	Arthur Road Hospital	...	1	6	3	15	4	...	5	1	9	...
4	Bai Motlabai & Sir D. M. Petit Hospital.	1	2	...	1	1	5	2
5	Bai Rukshamani Lying-in Hospital.	1
6	Dr. Bhajekar's Hospital	1	1
7	B. D. Petit Parsee General Hospital.	7	1	7	1	1	17	1	6	8	10	1	1	23	4
8	Colaba Station Hospital	1	2	...
9	Dr. D'Sa's Hospital
10	Goculdas Tejpal Hospital	...	13	1	1	...	78	16	18	...	2	16	10	...	4	8	22
11	Sir J. J. Hospital	...	17	6	4	1	160	31	30	...	6	29	10	...	18	140	48
12	Dr. Kerrawalla's Hospital	1	1	1
13	King Edward VII Memorial Hospital.	19	2	1	2	...	51	32	39	2	10	12	35	...	20	181	27
14	Matunga Leper Asylum	2
15	Maratha Hospital	210	2
16	Marine Lines Hospital	1	1	...
17	Municipal Maternity Homes.	2
18	Dr. Masina's Hospital	...	3	1	6	1	...	3	2	8	...
19	Dr. Parakh's Hospital	1	1
20	Parsee Fever Hospital
21	Parsee Lying-in Hospital
22	Police Hospital	...	1	2	2	6	1
23	Dr. Purandare's Hospital
24	St. George's Hospital...	...	4	1	...	1	...	5	...	3	...	1	3	1	10	...
25	Other Private Hospitals	...	16	21	...	1	18	21	11	1	5	5	12	1	7	118	10
	Total	85	6	3	19	43	9	8	687	113	119	4	25	61	89	3	59	618	117

TABLE of DEATHS by Age, Sex and Cause in 1931.

AGE.	1		2		3		4		5		6		7		8		9		10	
	Enteric Fever.		Small-pox.		Measles		Scarlet Fever.		Whooping Cough.		Diphtheria.		Influenza.		Encephalitis Lethargica.		Meningococcal Meningitis		Tuberculosis of Respiratory System.	
	Males.	Females.	Males.	Females.	Males.	Females.	Males.	Females.	Males.	Females.	Males.	Females.	Males.	Females.	Males.	Females.	Males.	Females.	Males.	Females.
Under 7 days
1 to 4 weeks
4 weeks to 6 months	1	2	1	4	4	2	...	
6 months to 12 months	2	...	1	5	8	1	1	3	5	10	5	...	1	1	1
Total under 1 year	2	1	1	5	10	1	2	3	5	14	9	...	1	3	1
1 to 2 years	2	..	4	3	6	11	3	2	3	2	8	6	7	4	
2 to 5 "	4	...	1	5	3	5	1	1	6	2	3	2	1	2	3
5 to 10 "	7	2	2	8	3	1	...	1	2	2	8	2	1	3
10 to 15 "	4	12	1	1	1	1	6	28
15 to 20 "	10	12	2	1	2	2	1	...	30	72
20 to 30 "	43	13	...	3	1	11	10	3	1	3	...	209	265
30 to 40 "	29	13	2	1	10	8	2	..	4	...	237	170
40 to 50 "	17	3	1	9	4	2	1	153	66
50 to 60 "	6	3	4	5	1	68	16
60 and over	3	1	13	5	1	24	4
Age Unspecified
{ Males	125	...	14	...	18	6	...	13	...	76	...	8	...	8	...	740	...
{ Females	61	...	17	...	27	5	...	13	...	54	...	3	...	4	...	632
{ Persons	188	...	31	...	45	11	...	25	...	130	...	11	...	12	...	1,372	...
ALL AGES. {	188	61	31	17	45	27	11	5	25	13	130	54	11	3	12	4	1,372	...

17—continued.

TABLE of DEATHS by Age, Sex and Cause in 1931—continued.

AGE.	11		12		13		14		15		16		17		18		19		20		21	
	Other Tuberculous Diseases.		Cancer, Malignant Disease.		Rheumatic Fever.		Diabetes.		Cerebral Haemorrhage.		Heart Disease.		Arterio-Sclerosis		Bronchitis.		Pneumonia (all forms).		Other Respiratory Diseases.		Ulcer of Stomach or Duodenum.	
	Males.	Females.	Males.	Females.	Males.	Females.	Males.	Females.	Males.	Females.	Males.	Females.	Males.	Females.	Males.	Females.	Males.	Females.	Males.	Females.	Males.	Females.
Under 7 days	1	4	1	1	1	8	5	3	2
1 to 4 weeks	1	1	3	...	16	16
4 weeks to 6 months	1	1	2	19	17	449	392	1
6 months to 12 months	1	1	1	1	38	42	859	780	2	2
Total under 1 year	1	1	1	1	6	3	1	2	61	60	1,332	1,183	6	4
1 to 2 years	2	1	1	1	46	63	665	666	2	3
2 to 5 "	7	2	24	25	372	442	...	1
5 to 10 "	7	5	...	1	...	1	1	1	4	7	100	117	2
10 to 15 "	4	8	3	2	...	3	6	3	9	48	68	1	1
15 to 20 "	9	17	2	1	1	1	1	1	...	4	8	3	6	19	93	94	4	6
20 to 30 "	18	39	8	8	3	3	2	...	5	1	22	15	37	51	395	248	23	17	1	1
30 to 40 "	24	21	21	9	1	2	2	3	15	6	33	15	63	43	437	168	58	30	3	1
40 to 50 "	15	...	48	20	1	1	11	8	25	6	37	8	72	64	285	76	134	65	3	1
50 to 60 "	8	6	33	11	...	2	13	7	34	11	38	16	2	...	102	64	173	63	165	138	3	...
60 and over	2	2	34	16	...	1	12	11	53	36	48	28	4	...	67	57	153	84	199	103	1	...
Age Unspecified
Males	97	...	150	...	6	...	41	...	139	...	189	...	6	...	482	...	4,054	...	524	...	11	...
Females	...	97	...	64	...	14	...	30	...	67	...	92	462	...	3,206	...	368	3
Persons	194		214		20		71		206		281		6		944		7,260		892		14	

17—continued.

TABLE of DEATHS by Age, Sex and Cause in 1931—continued.

AGE.	22		23		24		25		26		27		28		29		30		31					
	Diarrhoea and Enteritis.		Appendicitis.		Cirrhosis of Liver		Acute and Chronic Nephritis.		Puerperal Sepsis.		Other Accidents and Diseases of Pregnancy and Parturition.		Congenital Debility and Malformation, Premature Birth.		Suicide.		Other Deaths from Violence		OTHER DEFINED DISEASES.					
																			A		B		C	
																			Plague.		Kala Azar.		Malaria.	
	Males	Females	Males	Females	Males	Females	Males	Females	Males	Females	Males	Females	Males	Females	Males	Females	Males	Females	Males	Females	Males	Females	Males	Females
Under 7 days	7	1	871	575	3	5
1 to 4 weeks	31	18	468	989	1	2	...
4 weeks to 6 months	79	67	1	...	2	288	277	1	1	1
6 months to 12 months	84	79	1	59	60	1	7	1	1	...
Total under 1 year	201	165	1	...	2	1	1,686	1,301	5	13	1	4	1
1 to 2 years	70	60	1	...	3	3	2	1	3	3	3	4
2 to 5	30	36	6	5	3	2	1	1	4	8	2	2
5 to 10	7	7	...	1	3	4	13	15	3	2
10 to 15	1	4	2	...	1	1	3	1	...	1	1	...	10	7	1	4	3
15 to 20	4	8	2	1	1	...	2	3	...	11	...	13	2	4	17	17	3	4	5
20 to 30	25	27	6	4	3	1	11	16	...	50	...	63	25	4	80	35	7	2	15	17
30 to 40	27	25	3	...	4	1	14	14	...	26	...	34	19	2	95	16	4	1	14	12
40 to 50	27	18	2	...	10	4	23	13	...	5	...	5	16	2	41	14	...	1	11	3
50 to 60	24	17	1	1	13	3	29	19	7	...	27	12	1	10	1
60 and over	43	38	5	1	34	31	2	3	35	14	5	6
Age Unspecified..
ALL AGES	458	...	17	...	47	...	125	1,687	...	71	...	330	...	19	75	...
	...	425	...	7	...	19	...	104	...	93	...	105	...	1,303	...	15	...	154	...	5	56
Persons	883	...	24	...	66	...	229	...	93	...	105	...	2,990	...	86	...	484	...	24	131	...

17—concluded.

TABLE of DEATHS by Age, Sex and Cause in 1931—concluded.

AGE.	31—concl'd.														32		All Causes.		
	OTHER DEFINED DISEASES—concl'd.														Causes Ill-defined or unknown.				
	C C		D		E		F		G		H		K						
	Ague and Remittent Fever.		Relapsing Fever.		Fever not defined.		Cholera.		Dysentery.		Leprosy.		Other defined Diseases.						
Males.	Females.	Males.	Females.	Males.	Females.	Males.	Females.	Males.	Females.	Males.	Females.	Males.	Females.	Males.	Females.	Males.	Females.		
Under 7 days	1	1	1	87	64	4	3	989	660
1 to 4 weeks	7	69	60	...	1	598	485
4 weeks to 6 months	22	21	13	14	4	5	225	166	1,112	961
6 months to 12 months	45	37	22	15	12	12	207	178	2	2	1,356	1,240
Total under 1 year	63	58	42	30	16	18	588	468	6	6	4,055	3,246
1 to 2 years	89	33	16	9	...	1	82	32	227	201	10	14	1,155	1,148
2 to 5	59	87	9	10	1	2	29	28	179	168	14	10	760	823
5 to 10	27	40	3	4	1	4	19	15	32	43	2	6	1,915 240	1,966 289
10 to 15	14	84	3	1	1	2	7	4	89	48	2	3	168	238
15 to 20	33	65	2	6	7	...	8	8	4	1	...	40	116	2	4	294	495
20 to 30	123	177	7	14	12	10	25	14	5	3	...	161	418	21	10	1,309	1,535
30 to 40	149	129	4	7	9	8	41	16	11	3	...	190	242	54	18	1,579	1,034
40 to 50	101	75	2	4	7	8	26	8	18	11	...	169	123	65	10	1,330	627
50 to 60	48	37	6	3	4	...	25	12	6	7	...	139	105	52	28	1,042	587
60 and over	12	10	9	6	1	2	16	14	3	1	...	824	1,003	93	17	1,567	1,494
Age Unspecified
Males	673	103	...	43	...	243	...	47	2,588	...	261	...	13,494	...
Females	...	725	94	...	37	...	169	...	26	2,930	...	126	...	11,611
Persons	1,398		...		187		80		412		73		5,516		387		25,105		

TABLE of DEATHS by CAUSES and

Number of	Order.	Groups.	Nature of Occupation.	CAUSES OF												
				1-205	31	43-49	51	52 (S)	57	66	67 (1)	70-86	90 (1-4)	91A.	87-96*	
				All Causes.	Tubercu- losis of Resp- iratory System.	Cancer Malignant Disease.	Rheumatic Fever.	Gout.	Diabetes.	Alcoholism.	Plumbism (Lead Poisoning).	Disease of the Nervous System.	Valvular Disease of the Heart.	Aneurism.	Other Diseases of the Circulatory System.*	
PRODUCTION OF RAW MATERIALS— CLASS A (I & II)																
1	1-16		Pasture, Agriculture, Farm labourers, &c.	126	3	4
2	17-16		Fishing and hunting	38	3	1	1
3	19-21		Mines, metallic minerals, coal, &c., and Petroleum wells.
4	22		Quarries of hard rocks
5	23-24		Salt works, extraction of saltpetre, alum, &c.
III.—INDUSTRY.																
6	25-27		Textiles cotton mills, workers in cotton.	89	7
	28		Jute spinning, weaving, &c. .. .	1
	29-30		Rope, twine, and string making, work- ers in other fibres.
	31-33		Woolen mills, blankets, carpets, &c. .	2
	34-36		Workers in silk and hair (camel, horse, &c.)	1
	37		Dyeing, bleaching, calico printing, &c.	2	1
	38		Other textiles and millhands, weavers, &c., insufficiently described.	935	59	6	1	..	1	7	4	..	9	
7	39-42		Furriers, workers in leather, bone, &c.	44	4	1
8	43-46		Sawyers, carpenters, basket makers, &c.	118	10	6	1	2	1	
9	47-48		Workers in iron, makers of guns, &c.	24	4	1
	49		Workers in brass, copper and bell metal.	8	..	1
	50		Workers in lead, quicksilver and other metals.	18	5
10	51		Workers in mints, die-sinkers, &c. .	1
	52-57		Workers in ceramics, glass, pottery, porcelain, bricks, &c.	4
11	58		Making of matches and explosives .	2	2
	59		Making of aerated waters and ice .	5
	60		Making of dyes, paints and ink
	61-62		Making, refining vegetable and mineral oils.
	63		Making of paper, papier mache, &c. .	2
	64		Making of soap, candles, perfumes, drugs.	5	..	1
12	65-72		Bakers, butchers, fish curers, flour- grinders, makers of other food.	74	4	6	2
	73-74		Brewers, distillers, toddy drawers .	10
	75		Making of tobacco, opium and ganja.	58	18	1	2
13	76-79		Tailors, &c., makers of umbrellas, boots, hats and other articles of dress.	148	28	5	3	..	1	..	2
	80		Washing, cleaning and dyeing clothes.	69	7	1
	81-82		Barbers and other industries connec- ted with the toilet.	50	9	1	1	..	2
14	83-94		Furniture, cabinet, tent-makers, carriage painters, upholsters, &c.	16	2
15	85-88		Building industries, lime burners, excavators, stone cutters, &c.	60	6	1	1
	89		House decorators, builders, painters, plumbers, tilers, &c.	39	2	1	2	1
16	90-92		Makers of vehicles, ships, aeroplanes, &c.
17	93		Gas works and electric light .	17	2
	94		Printers, lithographers, engravers, &c.	61	9	1	2
18	95-97		Book-binders, makers of musical instruments, clocks, &c.	5	3	1	1
	98-100		Workers in jewellery, necklaces, toys, &c.	61	3	2	1	3	3
	101-102		Employees (not actors) in theatres, race-courses, contractors, &c.	16	2
	103		Sweepers, scavengers, &c.	80	6	1	8
IV.—TRANSPORT.																
19	104		Persons (not makers) concerned with aerodromes and aeroplanes.
20	105-110		Persons employed in transport by water.	149	9	5	1	4	4
21	111-112		Persons employed on construction, &c., of roads and bridges.	5	1
	113-114		Managers and employers connected with vehicles.	64	5	1	2	..	1	..	1
	115-116		Unlocks, ass, etc., owners and drivers	70	2
	117		Porters and messengers .. .	8
22	118		Railway employees (other than labo- rers).	47	4	1	1	..	2
	119		Labourers and coolies of railways .	104	3	2	1	2
23	120		Post, Telegraph and Telephone servi- ces.	45	..	2	1	2	2	1	..	1

* Excluding intervening numbers in preceding columns.

18
TABLE of DEATHS by CAUSES AND

Number of		Nature of Occupation.	CAUSES OF											
			1-205	21	42-49	51	52 (3)	57	68	67 (1)	70-86	90 (1-4)	91A.	87-99*
Order.	Groups.		All Causes.	Tuberculosis of Respiratory System.	Cancer Malignant Disease.	Rheumatic Fever.	Cont.	Diabetes.	Alcoholism.	Plumbism (Lead Poisoning).	Disease of the Nervous system.	Valvular Disease of the Heart.	Aneurysm.	Other Disease of the Circulatory System.*
V.—TRADE.														
24-25	121-122	Bank managers, money lenders, brokers, agents, &c., and employees.	122	5	3	4	3	10
26-31	123-129	Traders (not makers) in various wares.	120	9	5	1	3	4
32	129-130	Vendors of wine, liquors, aerated waters, hotel managers and servants.	122	22	1	6	4
33	131-132	Dealers in food-stuffs, fish, milk, oil, sugar, &c.	228	17	7	4	3	1
34-36	143-143	Trade in clothing, toilet, furniture, building materials.	200	9	5	1	..	2	7	2	..	4
37	144-146	Trade in means of Transport, hirers of horses, &c.	14
38	147	Dealers in firewood, charcoal and other fuel.	21	2	1
39	149-150	Dealers in jewellery, bangles, books, stationery, &c.	84	1	2	1	1	..	2
40	151	Dealers in rags, waste refuse, &c.	1
	152-153	Store and shopkeepers not defined, pedlars and hawkers.	188	30	5	3	2	..	4
	154	All other Trades	115	17	2	9	1	..	5
VI.—PUBLIC FORCE.														
41	155-156	Army	5	2
42	157	Navy	2
43	158	Air Force
44	159-160	Police and village watchmen	32	3	1	1	2
VII.—PUBLIC ADMINISTRATION.														
45	161-164	Service of the State, Indian, Foreign and Municipal not assigned to any other group.	13	2
VIII.—PROFESSIONS AND LIBERAL ARTS.														
46	165	Priests, ministers, &c.	52	..	1	1	2	1	1	2
	166	Religious mendicants, inmates of monasteries, &c.	37	3	1	1	1
	167-168	Church and mission, temple, burial or burning ground service.	15	1
47	169-170	Lawyers, all kinds and their clerks ..	11	1
48	171	Medical practitioners, all kinds of	17	2	2	1	2	1	..	1
	172	veterinary surgeons, dentists.	4	1
	173	Midwives, vaccinators, compounders, nurses.	4	1
49	174-174	Professors, teachers and educational clerks.	28	3	2	2	1	1
50	175-179	Scribes, architects, authors, editors, music composers, &c.	58	5	3	3	4	2
IX.—PERSONS LIVING PRINCIPALLY ON THEIR INCOME.														
51	180	Persons living on rent, wages, pensions, &c.	182	5	7	4	14	2	..	15
X.—DOMESTIC SERVICE.														
52	181-183	Cooks, doorkeepers, grocers, motor drivers, &c.	152	60	5	15	1	..	13
XI.—INSUFFICIENTLY DESCRIBED OCCUPATIONS.														
53	184	Manufacturers, businessmen unspecified.	36	4	3	2	1
	185	Cashiers, accountants, clerks otherwise unspecified.	204	20	8	5	16	5
	186	Mechanics otherwise unspecified ..	78	10	2	1	1
	187	Labourers and workmen otherwise unspecified.	914	78	9	1	..	2	26	5	..	15
XII.—UNPRODUCTIVE.														
54	188	Inmates of jails, asylums, hospitals and alms houses.	10	4	1
55	189	Beggars and vagrants	184	14	2	5	7
	190	Procurers and prostitutes	3	1
	191	Other unclassified unproductive occupation.
		Children and others following no occupation.	19,084	126	99	15	..	35	942	33	14	121
		TOTAL	25,105	1,372	214	50	..	71	1	..	1,120	61	19	23

* Excluding intervening numbers in preceding columns.

—concluded.
 OCCUPATIONS in 1931—concluded.

DEATH.									
07-107	118	130-134	108-127*	129	128-145	165-174	175-203		
Disease of the Respiratory System.	Hernia.	Disease of the Liver.	Other Diseases of the Digestive System.*	Bright's Disease.	Other Diseases of the Urinary System.	Suicide.	Accidents.	All other Causes.	Number of Group.
33	..	2	2	2	..	4	0	48	121-123
38	..	1	2	1	1	..	0	44	123-129
78	..	2	2	2	2	..	7	60	129-130
103	1	1	5	1	2	2	0	76	131-139
36	..	1	1	..	1	..	4	27	140-143
6	1	1	6	144-146
10	..	1	1	..	6	147
64	..	1	..	1	3	8	148-160
54	..	1	6	5	..	1	6	69	151
35	..	1	1	2	1	40	152-153
2	1	154
1	..	1	155-156
10	1	1	3	10	157
3	..	1	1	6	158
20	..	1	..	1	22	159-160
8	..	1	4	2	..	2	2	13	161-164
9	5	165
4	1	1	5	166
..	..	1	2	1	..	3	1	2	167-168
..	1	..	1	1	169-170
6	..	1	1	1	1	1	..	8	171
13	..	2	2	..	3	21	172
33	1	5	10	7	4	..	4	71	173-174
103	2	5	16	8	2	5	10	107	175-179
7	..	2	..	3	1	13	180
48	2	0	10	12	1	2	0	59	181
28	8	1	..	1	5	26	182
402	1	12	56	18	4	..	73	252	183
2	1	2	184
47	11	4	1	..	21	72	185
..	2	186
..	187
6,841	5	115	864	111	72	87	219	8,036	..
9,006	21	138	1,058	203	108	86	481	10,728	..

TABLE of VACCINATION OPERATIONS performed in the City of Bombay in the year 1931.

Ward.	SECTION.	Estimated Population in the middle of the year.	Number of Depôts in each District.	Number of Vaccinations in each District.	Number of persons Vaccinated (Including Primary and Re-vaccinations)			Primary Vaccinations.						Percentage of successful primary vaccinations whose results were known.	Total Number of Re-vaccinations.	Persons successfully vaccinated per 1,000 of population.	Average annual number of persons successfully vaccinated during the past 5 years.		Average annual number of deaths from Small-pox during the preceding 5 years.			
					Males.	Females.	Total.	Total.		Successful.							Number.	Ratio per 1,000 of population.	Number.	Ratio per 1,000 of population.		
								Males.	Females.	Total.	Under one year.	Between one and six years.	6 years and above.								Total.	Unknown.
1	2	3	4	5	6	7	8	9	10	11	12	13	14	15	16	17	18	19	20	21	22	23
A	Upper Colaba ...	436	1		214	203	417	178	185	363	268	53	2	348	15	100.0	54	17.1	355	14.9	9	0.87
	Middle and Lower Colaba.	19,954		1																		
	Fort, South ...	3,495	1	1	791	393	1,184	311	331	642	500	122	8	628	14	99.52	542	21.3	582	15.1	25	0.67
	Fort, North ...	25,833																				
B	Esplanade ...	14,303			2,859	1,309	4,168	133	130	263	167	54	...	211	52	80.22	3,905	14.7	178	11.5	11	0.71
	Mandvi ...	41,706	1		269	302	471	230	200	430	268	140	...	406	34	94.41	41	9.7	382	9.3	21	0.50
	Ohukla ...	18,037		1	239	205	444	225	200	425	344	69	...	413	12	97.17	19	22.9	398	17.4	7	0.80
	Umarkhadi ...	41,594	1		761	601	1,362	427	486	913	671	226	2	899	14	98.46	449	21.6	909	19.0	33	0.48
C	Dongri ...	13,028	1		284	178	457	179	154	333	267	59	...	326	7	100.0	124	25.0	829	16.5	5	0.24
	Market ...	38,651			301	289	590	237	261	498	357	126	1	489	15	100.0	92	12.5	519	13.7	25	0.66
	Dhobi Talao ...	44,372	1		622	493	1,155	374	371	745	564	159	3	726	17	99.72	370	16.4	719	18.4	50	1.13
	Fanaswadi ...	32,077		1	300	291	591	280	289	569	408	146	1	555	13	100.0	32	17.8	491	15.6	30	0.95
D	Bhuleshwar ...	35,106			291	250	541	265	243	508	350	186	...	486	17	98.98	33	13.8	512	14.9	50	0.87
	Khara Talao ...	23,243			315	257	572	215	234	449	353	83	...	436	11	100.0	123	18.7	398	16.4	15	0.61
	Kumbharwada ...	32,027	1		234	222	456	208	219	427	306	107	...	418	14	100.0	29	12.9	434	12.4	32	0.91
	Khetwadi ...	89,307	1		446	425	871	381	387	768	564	178	2	744	22	100.0	108	18.9	753	17.1	30	0.68
E	Girgaum ...	88,786			490	450	940	450	434	884	620	264	6	860	23	100.0	56	22.2	874	22.5	27	0.69
	Choupati ...	16,197		1	191	142	333	156	129	285	206	69	3	276	7	100.0	48	17.8	328	20.7	8	0.50
	Walakeshwar ...	22,734	1		146	139	305	131	181	262	201	58	...	259	2	100.0	43	11.4	259	11.5	5	0.22
	Mahalakshmi ...	36,569			394	324	718	361	314	675	537	119	...	656	19	100.0	43	17.9	635	14.2	34	0.53
F	Masagon ...	43,153	2		291	324	615	216	269	485	324	141	1	464	16	100.0	130	10.8	483	11.9	37	0.91
	Tarwadi ...	40,338			360	371	731	322	352	674	487	160	1	648	24	100.0	57	16.1	619	12.9	31	0.64
	2nd Nagpada ...	21,032		1	175	152	321	146	148	299	197	65	...	262	26	100.0	38	12.4	306	12.68	24	1.01
	Kamathipura ...	37,671	2		299	266	565	272	263	535	372	122	1	495	36	99.19	80	13.2	493	10.1	63	1.28
G	Tardeo ...	31,748			361	316	677	305	290	595	452	100	1	558	42	100.0	82	17.4	565	16.5	27	0.78
	Byculla ...	91,985	2	1	754	684	1,388	595	585	1,180	834	232	3	1,069	111	100.0	208	11.6	1,059	10.6	88	0.87
	1st Nagpada ...	7,223			96	91	187	75	81	156	116	81	2	149	7	100.0	31	20.6	151	18.1	4	0.48
	Parel ...	63,650	2		857	585	1,442	573	503	1,075	734	290	1	1,025	46	100.0	267	16.1	867	12.6	43	0.62
S	Sewri ...	26,756		2	195	106	391	183	195	378	248	110	1	369	19	100.0	13	13.4	426	12.4	17	0.49
	Sion ...	69,198	2		972	735	1,707	694	705	1,399	1,001	334	2	1,337	59	100.0	308	19.3	1,243	17.4	34	0.47
	Mahim ...	49,244			1,086	896	1,932	922	876	1,798	1,273	472	7	1,752	44	100.0	134	35.6	1,656	28.4	55	0.94
	Worli ...	114,531		1	830	891	1,721	739	884	1,623	1,113	432	8	1,548	70	100.0	98	13.5	1,511	11.0	140	1.02
Total	Harbour, Docks, Railway, Homeless.	27,590	3	1	266	177	443	164	162	326	118	3	157	168	100.0	117	5.7	198	5.2	5	0.13	
		1,161,333	21	9	15,639	12,022	27,661	9,947	10,005	19,952	14,228	4,667	49	18,944	966	99.77	7,709	16.3	18,441	14.2	946	0.73

TABLE of Births registered and of Vaccinations under one year of age performed in the year 1931.

Ward.	SECTIONS.	Total number of births exclusive of still-born.	Deaths under one year.	Number of Infants surviving.	Number of Infants vaccinated under one year.	Percentage of vaccinations to births registered.
A	Upper Colaba	107	16	91	298	62.33
	Middle and Lower Colaba	355	72	283		
	Fort, South	54	4	50	500	78.24
	Fort, North	585	148	437		
	Esplanade	441	68	373		
B	Mandvi	533	174	361	266	49.71
	Chuckla	457	122	335	344	75.27
	Umarkhadi	1,291	343	948	671	61.97
	Dongri	407	86	321	267	65.60
C	Market	618	166	452	357	57.76
	Dhobi Talao	900	212	688	504	62.66
	Fanaswadi	693	182	511	408	58.87
	Bhuleshwar	666	216	450	350	52.55
	Khara Talao	620	167	453	353	56.96
	Kumbharwada	628	218	410	306	48.72
D	Khetwadi	990	207	783	564	56.96
	Girgaum	881	212	669	620	70.37
	Chowpati	370	23	277	206	55.87
	Walakeshwar	389	80	309	201	51.67
	Mahalakshmi	863	205	658	537	62.22
E	Mazagon	779	210	569	324	41.59
	Tarwadi	1,335	311	1,024	487	36.47
	Second Nagpada	554	174	380	197	35.55
	Kamathipura	962	260	722	372	38.66
	Tardeo	710	229	481	452	63.66
	Byculla	1,835	785	1,050	834	45.44
	First Nagpada	197	40	157	116	68.88
F	Parel	1,880	340	1,540	734	39.04
	Sewri	655	226	429	248	37.86
	Sion	1,820	492	1,328	1,001	55.00
G	Mahim	1,634	430	1,204	1,273	77.90
	Worli	2,993	858	2,080	1,113	41.12
	Harbour, Docks, Railways and Unknown	..	55	..	118	..
	Total	27,204	7,401	19,803	14,228	52.30

**SUMMARY of Sanitary Inspections made and Sanitary Improvements secured by the
S. M. Is., J. M. Is. and Medical Assistants in 1931.**

	No. of Inspections, etc., by	
	S. M. Is. and J. M. Is.	Medical Assistants.
<i>A—Nature of Inspection or premises visited.</i>		
1. Dwelling Houses	12,103	24,105
2. Milch Cattle Stables	2,193	4,197
3. Other Stables	1,537	3,398
4. Dairies and Milkshops	4,437	2,770
5. Eating Houses	6,970	13,823
6. Markets
7. Other premises where food is sold	1,789	2,561
8. Aerated Water Works	198	130
9. Other Workshops and Factories	4,424	6,981
10. Accumulations of Refuse	2,964	5,324
11. Building Works
12. Drains and Fittings	11,008	19,054
13. Other Inspections and Inquiries	6,361	17,192
Total No. of Inspections ..	53,984	99,535
<i>—Works, etc., completed.</i>		
1. Dwellings—		
(a) Limewashed	820	1,171
(b) Water supply provided	30	8
(c) Overcrowding abated	25	2
(d) Insanitary dwellings evacuated	699	538
2. Stables—		
(a) Paved and drained	78	107
(b) Cleaned and refuse removed	178	484
(c) License cancelled	1
3. Eating Houses, Dairies, etc.—		
(a) Regulations enforced	781	1,081
(b) Licenses cancelled	3
4. Factories and Workshops—		
Limewashing, etc., carried out	229	128
5. Drains, etc., repaired	2,891	4,786
6. Privies abolished	203	316
7. New W.Cs. provided	365	450
8. Accumulation of Refuse removed	1,029	1,025
9. Other Works completed	1,462	1,475
Total Sanitary Work completed ..	8,790	12,175

Meteorological Data (Government Observatory, Colaba), Latitude 18°-53'-36" North, Longitude 72°-48'-56" East.

Months,	WIND.		TEMPERATURE.						HUMIDITY AT 8 HOURS.		RAINFALL.						
	Direc- tion.	Mean Velocity in Miles per hour.	Mean Maxi- mum Temper- ature.	Depart- ure from Normal.	Highest in Month.	Mean Mini- mum Temper- ature.	Depart- ure from Normal.	Lowest in Month.	Mean.	Depart- ure from Normal.	Total in the Month.	Depart- ure from Normal.	Heaviest fall in one day.		Minimum fall in one day.		Number of rainy days.
													Inches.	Date.	Inches.	Date.	
1931.			o	o	o	o	o	o	%	%	Inches.	Inches.					
January ...	N.	6.2	86.6	+4.0	94.0	68.9	+2.5	62.7	66	-3	0.00	-0.09
February ...	N.	7.3	84.1	+1.3	88.2	68.5	+1.5	65.5	65	-3	0.00	-0.06
March ...	N.N. W.	6.7	85.9	+0.2	91.1	71.5	-0.1	65.2	70	-2	0.00	-0.04
April ...	N. N. W.	6.7	91.1	+2.7	94.2	78.0	+2.2	73.5	73	-1	0.01	-0.03	0.01	2nd	1
May ...	W. N.W.	5.7	92.4	+1.7	94.0	80.7	+1.5	77.5	71	-3	0.00	-0.68
June ...	W. S. W.	8.5	91.1	+2.0	94.5	81.3	+2.9	74.5	76	-5	7.66	-12.02	2.20	28th	0.61	10th	12
July ...	W.	6.7	85.8	+0.6	88.8	76.3	0.0	72.9	87	+2	45.94	-22.99	10.06	15th	0.09	22nd	30
August ...	W.	8.9	85.6	+0.8	88.2	77.0	+1.3	75.0	86	+2	22.69	+9.48	7.59	7th	0.01	31st	30
September ...	N. W.	7.4	86.4	+1.4	89.0	76.8	+1.5	72.7	81	-2	4.53	-5.76	1.89	18th	0.01	23rd	17
October ...	W.	6.8	86.9	-1.7	94.0	75.2	0.0	71.1	83	+5	13.02	+10.96	2.75	16th	0.03	17th	17
November ...	N. E.	5.8	90.2	+1.2	93.8	74.3	+2.3	71.1	73	+3	2.40	+2.01	2.38	2nd	0.02	1st	2
December ...	N. E.	6.3	87.3	+0.9	92.6	69.7	+1.2	65.3	69	+1	0.69	+0.64	0.89	12th	0.30	13th	2

INDEX.

	PAGE
Administration and Divisions of the City	39
Adulteration of Food	41
Analyst, Municipal, Annual Report of	55
Appendix—Supplementary Reports and Tables	43
Area and Population	2
Arthur Road Hospital—Annual Report	45
Basket Privies	42
Births and Birth-rates	3
„ by Months	3
„ „ Races	3
Causes of Deaths	4
Certificates of the Cause of Death	4
Cholera	21
Conservancy	39
Consumption	21
Deaths and Death-rate	3
„ by Months	6
„ „ Occupation	7
„ „ Sections	7
„ „ Sex and Age	4
„ —Causes of	4
„ from Principal Causes	5
Disinfection	37
Dispensaries—Municipal	38
Dogs—Destruction of	40
Epidemic Diseases	19
Food—Seizure of and Adulteration	40
Hospitals—Isolation	45 & 52
Housing	42
Infant Mortality	7
Infant Mortality—Prevention of	11
Infant Welfare Centres	15
Infectious Diseases	19
Influenza	21
Legal Proceedings	41
Malaria, Ague and Remittent Fevers	24
Malaria—Anti-Malarial Work	24
Maratha Hospital—Annual Report	52
Maternal Mortality	15
Maternity Homes	13
Medical Relief	38
Meteorology of 1931.. .. .	16
Midwives—Municipal	11
Milk—Adulteration of	40

	PAGE
Milk Supply	40
Notice under Municipal Act	41
Notification of Infectious Diseases	19
Nurses—Municipal	11
Phthisis	21
Plague	19
Population	2
Prosecution	41
Review of the year	1
Sanitary Inspection	42
Small-pox	20
Still-births	3
Tuberculosis	21
Vaccination	20
Vaccination—Report of the Superintendent	64
Venereal Diseases	35
Water Supply	41